

Knockhill

4th /5th June 2016

Knockhill Motor Sports Club Scottish Championship Bike Meeting Reverse direction



S.M.A.R.T.

Scottish Motorsports Automatic Race Timing

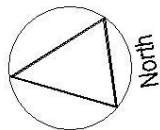
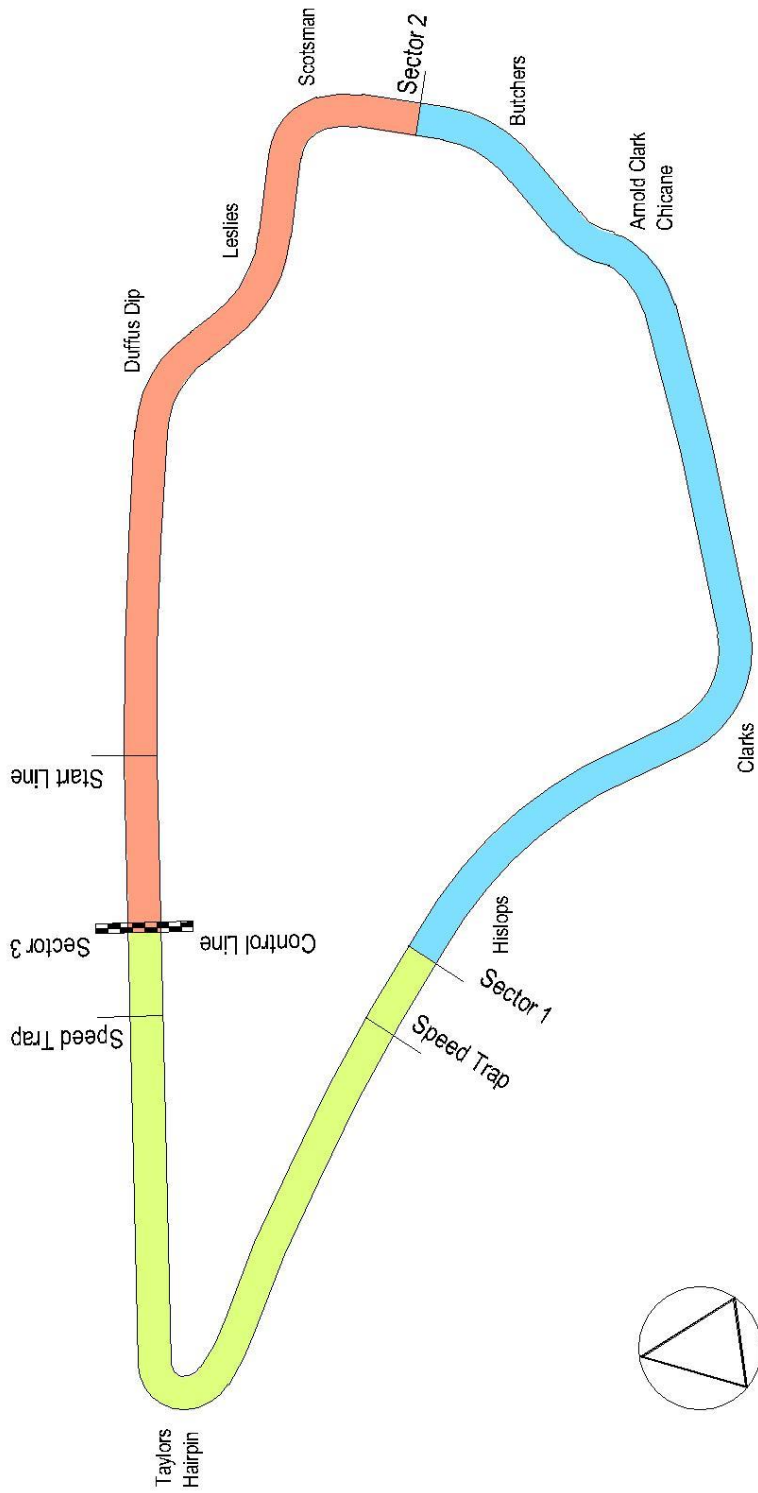

Ravenslea, Melrose Road, Galashiels, TD1 2AT

Telephone : 01896 – 752447

Scottish Motorsports Automatic Race Timing

Circuit layout

Knockhill – Anti Clockwise



Sector	Length
Sector 1	0.334 Mile
Sector 2	0.503 Mile
Sector 3	0.433 Mile

Qualifying Results

KMSC National Motorcycle Racing AC

Sorted on best lap time

Scottish Championship Lightweights

Knockhill 1.267 miles

Warm Up 1

04/06/2016 09:15

Practice (10:00 Time) started at 9:16:58

Pos	No.	Name	Make/Model	CC	Class	Laps	Best Tm	Diff	Best Speed	2nd Best
1	49	Paul McCLUNG	Kawasaki	ER6	SL	4	57.794		78.920	58.224
2	2	Robert WOODWARD	Suzuki	SV650	SL	8	1:00.910	3.116	74.882	1:01.516
3	21	Grant REID	Kawasaki	ER6	SL	4	1:00.983	3.189	74.793	1:01.661
4	12	Dan JAMES	Kawasaki	ER6	SL	3	1:01.438	3.644	74.239	1:03.373
5	5	Gillian McGAW	Kawasaki	650	SL	8	1:01.612	3.818	74.029	1:01.649
6	15	Keith DICKIE	Kawasaki	ER6	SL	2	1:01.639	3.845	73.997	1:10.051
7	14	Scott GORDON	Kawasaki	ER6	SL	8	1:01.692	3.898	73.933	1:01.848
8	24	Alex REID	Suzuki	650	SL	8	1:01.853	4.059	73.741	1:02.027
9	66	Kevin WATRET	Kawasaki	ER6	SL	7	1:02.764	4.970	72.671	1:03.155
10	11	Lewis PATERSON	Suzuki	SV650	SL	7	1:03.183	5.389	72.189	1:03.514
11	13	Andrew BARTON	Suzuki	SV650	SL	6	1:03.308	5.514	72.046	1:03.698
12	4	Alan GIBSON	Suzuki	SV650	SL	7	1:03.508	5.714	71.819	1:03.529
13	39	Stuart HAMILTON	Kawasaki	ER650	SL	5	1:03.658	5.864	71.650	1:04.117
14	17	Michael CRITCHELL	Suzuki	SV650	SL	7	1:05.049	7.255	70.118	1:06.315
15	29	Eric UTTERSON	Suzuki	SV650	SL	7	1:05.576	7.782	69.554	1:06.567
16	25	Jim PURVIS	Yamaha	FZR400	SL	7	1:05.690	7.896	69.434	1:06.048
17	16	Gerry KEIRNAN	Suzuki	SV650	SL	4	1:12.393	14.599	63.005	1:14.985
18	34	Charles MORRISON	Kawasaki	ZXR400	SL	6	1:12.784	14.990	62.666	1:12.976

Clerk of the Course.

Orbits

Sig : Time :
Chief Timekeeper : Ian Sharp (SMART Timing)

Results available at www.mylaps.com and www.smart-timing.co.uk



Qualifying Results

KMSC National Motorcycle Racing AC

Scottish Championship Lightweights

Knockhill 1.267 miles

Warm Up 1

04/06/2016 09:15

Practice (10:00 Time) started at 9:16:58

Lap	Time of Day	Lap Tm	S1	S2	S3	SFSpd	S1Spd
(49) Paul McCLUNG							
1	9:18:00.426	1:01.706	19.099	22.967	19.640	52.183	108.941
2	9:18:58.220	57.794	16.500	22.006	19.288	129.551	111.846
3	9:19:56.444	58.224	16.341	22.205	19.678	130.814	111.660
4	9:20:56.049	59.605	17.077	23.038	19.490	129.053	107.890

(2) Robert WOODWARD							
1	9:18:09.636	1:09.265	21.340	26.065	21.860	47.527	95.595
2	9:19:13.774	1:04.138	18.134	24.730	21.274	114.323	95.053
3	9:20:16.960	1:03.186	17.740	24.171	21.275	114.714	96.976
4	9:21:18.662	1:01.702	17.345	23.764	20.593	115.504	97.682
5	9:22:21.782	1:03.120	17.994	24.395	20.731	116.912	97.399
6	9:23:26.436	1:04.654	17.647	25.890	21.117	116.304	97.399
7	9:24:27.346	1:00.910	17.313	23.262	20.335	116.103	98.688
8	9:25:28.862	1:01.516	17.215	23.868	20.433	116.304	98.398

(21) Grant REID							
1	9:18:15.865	1:12.104	22.951	27.917	21.236	47.426	89.596
2	9:19:16.091	1:01.968	17.831	23.859	20.278	127.098	108.413
3	9:20:18.816	1:00.983	17.054	23.787	20.142	126.380	106.859
4	9:21:20.477	1:01.661	17.030	23.131	21.500	128.313	110.012

(12) Dan JAMES							
1	9:18:12.718	1:10.896	22.133	26.583	22.180	45.933	96.281
2	9:19:16.091	1:03.373	18.588	24.247	20.538	111.846	103.402
3	9:20:17.529	1:01.438	17.457	23.455	20.526	123.587	104.856

(5) Gillian McGAW							
1	9:18:21.534	1:12.461	22.997	26.887	22.577	46.896	108.238
2	9:19:29.486	1:07.952	18.680	27.300	21.972	124.273	112.976
3	9:20:33.800	1:04.314	18.434	24.691	21.189	124.044	111.474
4	9:21:38.039	1:04.239	18.864	24.416	20.959	128.559	107.030
5	9:22:40.910	1:02.871	18.334	23.750	20.787	128.559	106.859
6	9:23:43.546	1:02.636	18.185	23.691	20.760	128.805	110.739
7	9:24:45.158	1:01.612	17.846	23.392	20.374	126.618	112.220
8	9:25:46.807	1:01.649	17.877	23.483	20.289	122.683	111.290

(15) Keith DICKIE							
1	9:18:12.520	1:10.051	21.856	26.577	21.618	44.649	91.055
2	9:19:14.159	1:01.639	17.800	23.957	19.882	120.915	105.184

(14) Scott GORDON							
1	9:18:11.021	1:10.024	21.917	26.640	21.467	46.377	77.761
2	9:19:16.082	1:05.061	18.885	25.335	20.841	106.015	85.815
3	9:20:18.486	1:02.404	18.237	23.945	20.222	110.374	98.398
4	9:21:21.386	1:02.900	18.117	23.259	21.524	113.935	99.863
5	9:22:24.664	1:03.278	17.916	24.465	20.897	113.549	100.310
6	9:23:27.915	1:03.251	17.742	24.237	21.272	113.166	97.682
7	9:24:29.763	1:01.848	17.758	23.543	20.547	113.935	96.836
8	9:25:31.455	1:01.692	17.963	23.488	20.241	111.290	96.143

(24) Alex REID							
1	9:18:19.574	1:14.469	22.211	28.954	23.304	43.101	95.595
2	9:19:25.474	1:05.900	18.295	25.765	21.840	116.506	99.272
3	9:20:29.162	1:03.688	18.146	24.663	20.879	116.304	100.914
4	9:21:31.656	1:02.494	17.777	23.996	20.721	118.356	99.714
5	9:22:33.509	1:01.853	17.683	23.622	20.548	118.147	100.914
6	9:23:35.671	1:02.162	17.432	24.252	20.478	119.196	101.066
7	9:24:37.698	1:02.027	17.363	24.154	20.510	119.835	100.460
8	9:25:40.631	1:02.933	17.392	23.360	22.181	119.409	100.460

(66) Kevin WATRET							
1	9:18:19.182	1:15.967	23.317	29.433	23.217	46.441	90.564
2	9:19:28.870	1:09.688	20.016	27.664	22.008	107.717	95.053
3	9:20:34.891	1:06.021	18.818	25.934	21.269	115.305	99.272
4	9:21:39.268	1:04.377	18.125	25.578	20.674	122.236	98.111
5	9:22:42.423	1:03.155	18.170	24.706	20.279	117.940	104.204
6	9:23:45.961	1:03.538	17.916	24.492	21.130	122.908	106.520
7	9:24:48.725	1:02.764	17.913	24.550	20.301	121.352	104.692

(11) Lewis PATERSON							
1	9:18:23.889	1:13.555	23.363	27.206	22.986	44.888	93.595
2	9:19:30.941	1:07.052	18.502	26.216	22.334	118.985	102.142

Lap	Time of Day	Lap Tm	S1	S2	S3	SFSpd	S1Spd
3	9:20:37.419	1:06.478	18.784	25.700	21.994	119.835	101.832
4	9:21:42.141	1:04.722	18.296	24.825	21.601	119.621	102.298
5	9:22:45.655	1:03.514	18.206	24.269	21.039	119.196	100.914
6	9:23:48.838	1:03.183	17.885	24.155	21.143	122.014	106.015
7	9:24:52.677	1:03.839	17.908	24.519	21.412	121.572	105.020

(13) Andrew BARTON							
1	9:18:19.717	1:15.292	23.269	28.944	23.079	43.128	89.836
2	9:19:29.303	1:09.586	19.550	27.918	22.118	110.922	89.716
3	9:20:35.177	1:05.874	18.539	26.203	21.132	120.480	96.558
4	9:21:40.444	1:05.267	18.532	25.856	20.879	118.985	102.926
5	9:22:44.142	1:03.698	17.912	24.698	21.088	119.835	104.043
6	9:23:47.450	1:03.308	18.246	24.091	20.971	117.526	100.460

(4) Alan GIBSON							
1	9:18:20.257	1:14.560	22.890	28.851	22.819	43.435	90.564
2	9:19:30.186	1:09.929	19.426	28.289	22.214	105.848	91.055
3	9:20:37.344	1:07.158	18.651	26.372	22.135	110.922	106.351
4	9:21:41.334	1:03.990	17.794	24.940	21.256	120.265	107.030
5	9:22:44.863	1:03.529	17.671	24.820	21.038	117.526	106.859
6	9:23:48.371	1:03.508	17.780	24.699	21.029	117.526	100.611
7	9:24:52.244	1:03.873	17.653	25.052	21.168	119.196	104.692

(39) Stuart HAMILTON							
1	9:18:22.305	1:12.567	22.995	26.820	22.752	44.501	90.077
2	9:19:31.957	1:09.652	19.215	28.271	22.166	119.835	104.856
3	9:20:38.318	1:06.361	18.281	25.633	22.447	120.915	105.020
4	9:21:42.435	1:04.117	18.302	24.595	21.220	116.304	106.015
5	9:22:46.093	1:03.658	18.043	24.841	20.774	118.775	104.043

(17) Michael CRITCHELL							
1	9:18:33.064	1:21.704	25.686	31.576	24.442	36.711	90.564
2	9:19:47.161	1:14.097	20.715	29.750	23.632	112.220	90.686
3	9:20:56.879	1:09.718	19.553	27.524	22.641	116.506	97.540
4	9:22:05.644	1:08.765	19.777	26.858	22.130	112.786	97.682
5	9:23:11.959	1:06.315	19.375	25.277	21.663	115.504	100.460
6	9:24:18.967	1:07.008	18.946	25.395	22.667	115.305	101.066
7	9:25:24.016	1:05.049	18.456	25.099	21.494	115.504	100.762

(29) Eric UTTERSON							
1	9:18:21.266	1:14.674	23.199	28.731	22.744	49.746	84.946
2	9:19:31.791	1:10.525	19.742	28.402	22.381	111.290	97.967
3	9:20:39.437	1:07.646	19.028	26.280	22.338	111.474	97.399
4	9:21:46.704	1:07.267	18.637	26.336	22.294	117.733	98.543
5	9:22:53.271	1:06.567	18.847	26.028	21.692	118.356	99.272
6	9:23:58.847	1:05.576	18.398	25.790	21.388	120.265	96.976
7	9:25:05.759	1:06.912	18.122	26.266	22.524	119.835	99.125

(25) Jim PURVIS							
1	9:18:23.475	1:15.852	24.815	27.618	23.419	42.286	94.785
2	9:19:32.785	1:09.310	20.028	26.822	22.460	112.220	91.677
3	9:20:40.165	1:07.380	19.141	26.006			

Qualifying Results

KMSC National Motorcycle Racing AC

Sorted on best lap time

Scottish Championship Lightweights

Knockhill 1.267 miles

Warm Up 2

04/06/2016 09:30

Practice (10:00 Time) started at 9:27:31

Pos	No.	Name	Make/Model	CC	Class	Laps	Best Tm	Diff	Best Speed	2nd Best
1	119	Kristopher DUNCAN	Kawasaki	ER6	SL	8	57.245		79.677	57.410
2	142	Marc IRONSIDE	Kawasaki	ER6	SL	5	57.577	0.332	79.217	58.078
3	155	Scott CAMPBELL	Kawasaki	ER6 650	SL	8	58.140	0.895	78.450	58.283
4	51	Kris WOODS	Suzuki	SV650	SL	3	1:01.776	4.531	73.833	1:03.018
5	71	Neil McCLURE	Suzuki	SV650	SL	8	1:02.014	4.769	73.549	1:02.065
6	149	James ALDERSON	Honda	Moto 3	SL	7	1:03.030	5.785	72.364	1:03.571
7	79	Ashley ROBSON	Kawasaki	ZXR400	SL	7	1:03.727	6.482	71.572	1:05.232
8	73	Rae MALONEY	Kawasaki	ER6	SL	7	1:03.815	6.570	71.474	1:04.058
9	800	Gordon CLARK	Kawasaki	ZXR400	SL	7	1:04.058	6.813	71.203	1:04.939
10	112	Gordon MILLAR	Suzuki	SV650	SL	7	1:05.522	8.277	69.612	1:05.701
11	189	Gary CRAIG	Suzuki	SV650	SL	7	1:05.908	8.663	69.204	1:06.231
12	55	Tom ROBINSON	Aprilia	RRV 450	SL	7	1:05.989	8.744	69.119	1:06.270
13	89	Craig ROSS	Suzuki	SV650	SL	7	1:06.478	9.233	68.611	1:06.499
14	90	Dean CRAWFORD	Suzuki	SV650	SL	7	1:06.487	9.242	68.601	1:07.232
15	74	Christine WATSON	Suzuki	SV650	SL	7	1:06.813	9.568	68.267	1:07.574
16	117	Lianne MAYHEW	Kawasaki	ZX6R 400	SL	7	1:07.536	10.291	67.536	1:07.800
17	20	Michael JAMIESON	Kawasaki	ZXR400	SL	7	1:09.113	11.868	65.995	1:09.478
18	61	Wattie BROWN	Honda	CBR 400	SL	7	1:10.038	12.793	65.123	1:10.083
19	118	Rod WALKER	Kawasaki	ZXR400	SL	6	1:10.956	13.711	64.281	1:12.111
20	77	Steven CRICHTON	Suzuki	SV650	SL	3	1:13.415	16.170	62.128	1:13.732
21	194	Robyn LINDSAY	Kawasaki	ZXR400	SL	3	1:16.352	19.107	59.738	1:18.435

Clerk of the Course.

Orbits

Sig : Time :
 Chief Timekeeper : Ian Sharp (SMART Timing)
 Results available at www.mylaps.com and www.smart-timing.co.uk



Qualifying Results

KMSC National Motorcycle Racing AC

Scottish Championship Lightweights

Knockhill 1.267 miles

Warm Up 2

04/06/2016 09:30

Practice (10:00 Time) started at 9:27:31

Lap	Time of Day	Lap Tm	S1	S2	S3	SFSpd	S1Spd
(119) Kristopher DUNCAN							
1	9:28:52.837	1:10.583	22.912	26.594	21.077	46.377	88.068
2	9:29:53.479	1:00.642	16.928	23.300	20.414	126.857	108.941
3	9:30:53.074	59.595	16.998	23.006	19.591	124.968	110.556
4	9:31:51.969	58.895	16.520	22.471	19.904	127.824	110.922
5	9:32:50.436	58.467	16.225	23.249	18.993	127.824	110.556
6	9:33:49.492	59.056	16.377	22.750	19.929	129.302	110.556
7	9:34:46.737	57.245	16.380	21.953	18.912	127.339	109.296
8	9:35:44.147	57.410	16.413	22.029	18.968	129.302	110.193
(142) Marc IRONSIDE							
1	9:28:52.373	1:10.697	23.240	26.489	20.968	46.313	88.884
2	9:29:53.309	1:00.936	16.760	23.338	20.838	126.618	111.290
3	9:30:51.657	58.348	16.742	22.309	19.297	127.098	110.374
4	9:31:49.735	58.078	16.781	22.324	18.973	129.053	109.474
5	9:32:47.312	57.577	16.427	22.298	18.852	129.053	110.012
(155) Scott CAMPBELL							
1	9:28:42.438	1:05.571	19.848	25.082	20.641	47.934	104.366
2	9:29:41.152	58.714	16.649	22.738	19.327	125.905	108.588
3	9:30:40.606	59.454	16.544	23.611	19.299	127.824	109.296
4	9:31:38.746	58.140	16.463	22.029	19.648	128.805	110.012
5	9:32:39.870	1:01.124	16.373	25.239	19.512	131.326	97.824
6	9:33:38.153	58.283	17.467	21.802	19.014	128.805	110.922
7	9:34:37.632	59.479	16.717	22.462	20.300	129.053	111.290
8	9:35:36.275	58.643	16.200	23.117	19.326	129.053	110.374
(51) Kris WOODS							
1	9:28:45.100	1:08.766	21.885	25.424	21.457	45.343	94.518
2	9:29:48.118	1:03.018	18.146	24.640	20.232	117.526	93.857
3	9:30:49.894	1:01.776	17.201	24.140	20.435	119.835	103.242
(71) Neil McCLURE							
1	9:28:47.776	1:12.407	22.609	27.711	22.087	44.005	92.562
2	9:29:53.786	1:06.010	18.952	25.499	21.559	114.714	100.011
3	9:30:57.240	1:03.454	18.381	24.299	20.774	116.912	101.218
4	9:32:01.193	1:03.953	18.301	24.822	20.830	113.935	103.084
5	9:33:03.258	1:02.065	17.799	23.757	20.509	117.116	101.524
6	9:34:06.059	1:02.801	18.085	23.595	21.121	116.912	102.454
7	9:35:08.073	1:02.014	17.941	23.453	20.620	117.733	101.987
8	9:36:10.699	1:02.626	18.601	23.618	20.407	118.356	102.611
(149) James ALDERSON							
1	9:29:02.376	1:15.596	24.339	27.312	23.945	36.060	96.558
2	9:30:09.911	1:07.535	19.454	25.575	22.506	106.183	98.543
3	9:31:15.281	1:05.370	18.745	24.953	21.672	115.504	97.824
4	9:32:19.879	1:04.598	19.141	24.038	21.419	113.742	97.967
5	9:33:27.075	1:07.196	19.154	25.332	22.710	111.474	98.833
6	9:34:30.646	1:03.571	18.432	24.255	20.884	112.220	98.833
7	9:35:33.676	1:03.030	18.599	23.808	20.623	114.518	98.833
(79) Ashley ROBSON							
1	9:29:10.350	1:19.059	25.062	29.835	24.162	34.681	88.299
2	9:30:20.253	1:09.903	19.764	27.166	22.973	107.717	96.697
3	9:31:26.478	1:06.225	18.740	25.306	22.179	111.660	100.011
4	9:32:32.188	1:05.710	18.408	25.213	22.089	116.103	98.398
5	9:33:37.420	1:05.232	18.720	24.839	21.673	114.910	101.066
6	9:34:44.487	1:07.067	18.014	26.598	22.455	117.940	101.218
7	9:35:48.214	1:03.727	17.832	24.459	21.436	116.103	101.678
(73) Rae MALONEY							
1	9:28:43.616	1:10.556	22.284	26.138	22.134	48.279	83.363
2	9:29:50.282	1:06.666	19.039	25.812	21.815	111.846	88.416
3	9:30:55.917	1:05.635	19.042	25.301	21.292	112.408	93.335
4	9:32:01.272	1:05.355	18.342	25.597	21.416	117.321	94.252
5	9:33:06.222	1:04.950	18.672	24.664	21.614	114.714	95.731
6	9:34:10.280	1:04.058	18.022	24.403	21.633	112.976	96.697
7	9:35:14.095	1:03.815	18.071	24.310	21.434	115.107	97.682
(800) Gordon CLARK							
1	9:28:59.076	1:19.235	25.756	30.134	23.345	41.968	68.130
2	9:30:05.462	1:06.386	18.816	26.265	21.305	112.786	93.857
3	9:31:11.766	1:06.304	18.436	26.189	21.679	117.733	100.611

Lap	Time of Day	Lap Tm	S1	S2	S3	SFSpd	S1Spd
4	9:32:17.107	1:05.341	18.166	25.632	21.543	115.305	94.385
5	9:33:27.460	1:10.353	18.502	28.677	23.174	109.296	87.380
6	9:34:32.399	1:04.939	19.176	25.046	20.717	108.941	86.368
7	9:35:36.457	1:04.058	17.760	24.751	21.547	121.792	102.611
(112) Gordon MILLAR							
1	9:29:01.846	1:18.853	23.479	30.653	24.721	48.071	70.863
2	9:30:12.548	1:10.702	19.845	27.198	23.659	107.890	86.814
3	9:31:18.656	1:06.108	19.264	25.688	21.156	101.832	95.188
4	9:32:24.881	1:06.225	18.103	26.296	21.826	116.709	94.785
5	9:33:30.582	1:05.701	18.257	25.589	21.855	114.518	92.181
6	9:34:37.460	1:06.878	19.819	25.210	21.849	108.064	98.254
7	9:35:42.982	1:05.522	18.949	25.194	21.379	110.374	96.836
(189) Gary CRAIG							
1	9:28:44.388	1:10.247	21.463	27.039	21.745	51.502	82.747
2	9:29:53.544	1:09.156	18.398	27.845	22.913	117.733	83.885
3	9:31:02.176	1:08.632	19.987	26.510	22.135	106.689	87.266
4	9:32:08.889	1:06.713	18.580	25.780	22.353	120.480	101.524
5	9:33:15.120	1:06.231	18.439	25.547	22.245	111.846	94.252
6	9:34:21.028	1:05.908	18.559	25.982	21.367	108.238	94.518
7	9:35:29.443	1:08.415	19.285	27.797	21.333	113.549	75.828
(55) Tom ROBINSON							
1	9:28:56.070	1:15.580	24.519	28.680	22.381	44.121	74.981
2	9:30:03.169	1:07.099	18.932	26.250	21.917	108.238	87.722
3	9:31:10.211	1:07.042	18.231	26.956	21.855	115.107	94.252
4	9:32:16.664	1:06.453	18.618	25.994	21.841	111.474	88.183
5	9:33:26.944	1:10.280	18.239	29.041	23.000	112.976	86.368
6	9:34:32.933	1:05.989	19.164	24.781	22.044	101.987	90.198
7	9:35:39.203	1:06.270	18.739	25.098	22.433	101.371	90.077
(89) Craig ROSS							
1	9:29:01.298	1:20.154	24.704	30.898	24.552	46.896	71.013
2	9:30:10.473	1:09.175	19.219	26.481	23.475	109.474	89.477
3	9:31:17.720	1:07.247	19.165	25.594	22.488	113.742	93.595
4	9:32:24.294	1:06.574	18.896	25.764	21.914	113.935	91.928
5	9:33:30.793	1:06.499	18.622	25.487	22.390	114.518	90.686
6	9:34:38.202	1:07.409	19.804	25.984	21.621	104.692	86.146
7	9:35:44.680	1:06.478	19.029	25.453	21.996	117.321	92.690
(90) Dean CRAWFORD							
1	9:29:12.202	1:24.646	28.162	31.579	24.905	37.158	75.317
2	9:30:26.323	1:14.121	20.795	29.402	23.924	104.043	86.146
3	9:31:35.353	1:09.300	19.782	26.309	22.939	108.588	96.005
4	9:32:43.802	1:08.449	19.737	26.893	21.819	109.474	97.257
5	9:33:51.034	1:07.232	19.267	26.314	21.651	114.129	99.272
6	9:34:59.617	1:08.583	19.547	26.304	22.732	115.903	93.205
7	9:36:06.104	1:06.487	18.934	25.313	22.240	115.305	100.161
(74) Christine WATSON							
1	9:29:05.726	1:20.653	26.041	29.746	24.866	43.775	89.002
2	9:30:20.381	1:14.655	20.334	29.861	24.460	103.242	90.198
3	9:31:30.327	1:09.946	20.776	26.902	22.268	104.043	94.252
4	9:32:38.914	1:08.587	19.018	26.883	22.686	114.129	95.188
5	9:33:46.488	1:07.574	19.122	26.097	22.355	110.374	94.785
6	9:34:53.301	1:06.813	19.143	25.687	21.983	110.556	93.857
7	9:36:02.490	1:09.189	18.825	27.443	22.921	112.033	93.335
(117) Lianne MAYHEW							
1	9:29:09.264	1:20.427	25.815	29.237	25.375	38.768	87.153
2	9:30:20.901	1:11.637	20.661	28.174	22.802	108.413	88.299
3	9:31:34.884	1:13.983	21.149	29.200	23.634	108.588	91.303
4	9:32:42.420	1:07.536	19.302	25.942	22.292	112.976	91.802
5	9:33:50.220	1:07.800	19.458	26.127	22.215	110.193	94.785
6	9:34:59.704	1:09.484	19.888	26.339	23.257	112.220	92.818
7	9:36:09.646	1:09.942	20.381	26.932	22.629	107.717</	

Qualifying Results

KMSC National Motorcycle Racing AC

Scottish Championship Lightweights

Knockhill 1.267 miles

Warm Up 2

04/06/2016 09:30

Practice (10:00 Time) started at 9:27:31

Lap	Time of Day	Lap Tm	S1	S2	S3	SFSpd	S1Spd	Lap	Time of Day	Lap Tm	S1	S2	S3	SFSpd	S1Spd
6	9:35:06.857	1:09.478	19.571	26.948	22.959	115.305	77.224								
7	9:36:17.083	1:10.226	20.131	26.926	23.169	113.742	77.313								
(61) Wattie BROWN															
1	9:29:02.205	1:23.140	25.600	31.714	25.826	43.492	70.640								
2	9:30:19.975	1:17.770	22.447	30.563	24.760	99.272	82.139								
3	9:31:34.905	1:14.930	21.363	29.419	24.148	107.717	85.379								
4	9:32:47.006	1:12.101	20.038	28.674	23.389	110.739	88.884								
5	9:33:57.044	1:10.038	20.250	26.857	22.931	108.588	89.957								
6	9:35:07.185	1:10.141	20.370	27.297	22.474	110.556	87.608								
7	9:36:17.268	1:10.083	20.106	27.091	22.886	102.926	86.927								
(118) Rod WALKER															
1	9:29:10.086	1:25.775	26.991	31.440	27.344	43.463	81.938								
2	9:30:26.701	1:16.615	21.605	29.984	25.026	101.371	88.068								
3	9:31:43.197	1:16.496	22.518	29.128	24.850	103.721	87.380								
4	9:32:56.375	1:13.178	20.805	28.200	24.173	103.721	89.120								
5	9:34:08.486	1:12.111	20.258	27.999	23.854	102.926	90.320								
6	9:35:19.442	1:10.956	20.299	27.078	23.579	105.349	90.077								
(77) Steven CRICHTON															
1	9:28:56.294	1:18.284	24.084	29.308	24.892	40.160	95.595								
2	9:30:09.709	1:13.415	20.719	28.639	24.057	97.824	97.399								
3	9:31:23.441	1:13.732	21.253	29.146	23.333	108.413	86.814								
(194) Robyn LINDSAY															
1	9:33:29.645	1:19.290													
2	9:34:48.080	1:18.435													
3	9:36:04.432	1:16.352													

Clerk of the Course.

Sig : Time :
Chief Timekeeper : Ian Sharp (SMART Timing)

Results available at www.mylaps.com and www.smart-timing.co.uk

Printed: 06/06/2016 20:39:27

Orbits



Qualifying Results

KMSC National Motorcycle Racing AC

Scottish Championship Lightweights

Knockhill 1.267 miles

Warm Up - Combined

Pos	No.	Name	Make/Model	CC	Class	Overall BestTm
1	119	Kristopher DUNCAN	Kawasaki	ER6	SL	57.245
2	142	Marc IRONSIDE	Kawasaki	ER6	SL	57.577
3	49	Paul McCLUNG	Kawasaki	ER6	SL	57.794
4	155	Scott CAMPBELL	Kawasaki	ER6 650	SL	58.140
5	2	Robert WOODWARD	Suzuki	SV650	SL	1:00.910
6	21	Grant REID	Kawasaki	ER6	SL	1:00.983
7	12	Dan JAMES	Kawasaki	ER6	SL	1:01.438
8	5	Gillian McGAW	Kawasaki	650	SL	1:01.612
9	15	Keith DICKIE	Kawasaki	ER6	SL	1:01.639
10	14	Scott GORDON	Kawasaki	ER6	SL	1:01.692
11	51	Kris WOODS	Suzuki	SV650	SL	1:01.776
12	24	Alex REID	Suzuki	650	SL	1:01.853
13	71	Neil McCLURE	Suzuki	SV650	SL	1:02.014
14	66	Kevin WATRET	Kawasaki	ER6	SL	1:02.764
15	149	James ALDERSON	Honda	Moto 3	SL	1:03.030
16	11	Lewis PATERSON	Suzuki	SV650	SL	1:03.183
17	13	Andrew BARTON	Suzuki	SV650	SL	1:03.308
18	4	Alan GIBSON	Suzuki	SV650	SL	1:03.508
19	39	Stuart HAMILTON	Kawasaki	ER650	SL	1:03.658
20	79	Ashley ROBSON	Kawasaki	ZXR400	SL	1:03.727
21	73	Ray MALONEY	Kawasaki	ER6	SL	1:03.815
22	800	Gordon CLARK	Kawasaki	ZXR400	SL	1:04.058
23	17	Michael CRITCHELL	Suzuki	SV650	SL	1:05.049
24	112	Gordon MILLAR	Suzuki	SV650	SL	1:05.522
25	29	Eric UTTERSON	Suzuki	SV650	SL	1:05.576
26	25	Jim PURVIS	Yamaha	FZR400	SL	1:05.690
27	189	Gary CRAIG	Suzuki	SV650	SL	1:05.908
28	55	Tom ROBINSON	Aprilia	RRV 450	SL	1:05.989
29	89	Craig ROSS	Suzuki	SV650	SL	1:06.478
30	90	Dean CRAWFORD	Suzuki	SV650	SL	1:06.487
31	74	Christine WATSON	Suzuki	SV650	SL	1:06.813
32	117	Lianne MAYHEW	Kawasaki	ZX6R 400	SL	1:07.536
33	20	Michael JAMIESON	Kawasaki	ZXR400	SL	1:09.113
34	61	Wattie BROWN	Honda	CBR 400	SL	1:10.038
35	118	Rod WALKER	Kawasaki	ZXR400	SL	1:10.956
36	16	Gerry KEIRNAN	Suzuki	SV650	SL	1:12.393
37	34	Charles MORRISON	Kawasaki	ZXR400	SL	1:12.784
38	77	Steven CRICHTON	Suzuki	SV650	SL	1:13.415
39	194	Robyn LINDSAY	Kawasaki	ZXR400	SL	1:16.352

Clerk of the Course.

Sig : Time :
Chief Timekeeper : Ian Sharp (SMART Timing)

Results available at www.mylaps.com and www.smart-timing.co.uk

Printed: 06/06/2016 20:40:07

Orbits



Qualifying Results

KMSC National Motorcycle Racing AC

Sorted on best lap time

National Pre-Injection 600

Knockhill 1.267 miles

Warm Up

04/06/2016 09:45

Practice (10:00 Time) started at 9:40:17

Pos	No.	Name	Make/Model	CC	Class	Laps	Best Tm	Diff	Best Speed	2nd Best
1	48	David McCAFFERTY	Yamaha	R6 600	Pl6	8	57.033		79.973	57.186
2	91	Lewis SHAND	Yamaha	R6 600	Pl6	8	57.139	0.106	79.824	57.626
3	47	Steven HADDOW	Yamaha	R6 600	Pl6	8	57.783	0.750	78.935	58.293
4	41	Kieran MURRAY	Kawasaki	ZX6 600	Pl6	8	58.219	1.186	78.344	58.455
5	89	Alex BASS	Yamaha	R6 600	Pl6	3	58.275	1.242	78.268	59.668
6	6	James WILKEN	Yamaha	R6 600	Pl6	8	59.291	2.258	76.927	59.580
7	26	Alan McGREGOR	Yamaha	R6	Pl6	8	59.494	2.461	76.665	59.754
8	69	Mark BOWRAN	Yamaha	R6 600	Pl6	7	1:00.598	3.565	75.268	1:01.363
9	23	Andrew CUTHBERT	Kawasaki	ZXR 600	Pl6	7	1:00.928	3.895	74.860	1:01.778
10	33	Scott LOGAN	Honda	CBR 600	Pl6	7	1:01.719	4.686	73.901	1:03.438
11	60	Douglas BROWN	Yamaha	R6 600	Pl6	3	1:01.952	4.919	73.623	2:04.770
12	118	Craig MOFFAT	Yamaha	R6 600	Pl6	7	1:03.063	6.030	72.326	1:04.009
13	113	Alan JACKSON	Honda	CBR 600	Pl6	7	1:03.442	6.409	71.894	1:04.119
14	123	Graham BLACKIE	Honda	CBR600	Pl6	7	1:04.673	7.640	70.525	1:05.264
15	79	Jimmy ROTHERY	Yamaha	R6 600	Pl6	5	1:06.506	9.473	68.582	1:07.565
16	196	Martin MacLENNAN	Honda	CBR 600	Pl6	4	1:08.864	11.831	66.233	1:09.314
17	73	Fraser CAMERON	Yamaha	R6 600	Pl6	4	1:11.208	14.175	64.053	1:12.526
18	45	Gerry SULLIVAN	Kawasaki	ZX6R 600	Pl6	5	1:11.226	14.193	64.037	1:11.341
19	117	Joe HENDRIE	Yamaha	R6 600	Pl6	3	1:11.828	14.795	63.500	1:16.124
20	888	Joe CAIRNEY	Honda	CBR6	Pl6	6	1:12.014	14.981	63.336	1:12.455
21	50	Finlay BAIN	Yamaha	R6 600	Pl6	6	1:12.184	15.151	63.187	1:12.737
22	129	Martin HERRIOT	Yamaha	R6 600	Pl6	3	1:12.622	15.589	62.806	1:16.555
23	27	Darren ANDERSON	Kawasaki	ZXR 600	Pl6	6	1:14.411	17.378	61.296	1:14.457

Clerk of the Course.

Orbits

Sig : Time :
Chief Timekeeper : Ian Sharp (SMART Timing)

Results available at www.mylaps.com and www.smart-timing.co.uk



Qualifying Results

KMSC National Motorcycle Racing AC

National Pre-Injection 600

Knockhill 1.267 miles

Warm Up

04/06/2016 09:45

Practice (10:00 Time) started at 9:40:17

Lap	Time of Day	Lap Tm	S1	S2	S3	SFSpd	S1Spd	Lap	Time of Day	Lap Tm	S1	S2	S3	SFSpd	S1Spd
(48) David McCAFFERTY															
1	9:41:43.689	1:16.718	25.294	29.663	21.761	41.786	90.320	1	9:41:29.997	1:11.709	22.616	27.156	21.937	45.839	95.868
2	9:42:43.814	1:00.125	17.758	23.022	19.345	135.298	114.129	2	9:42:35.045	1:05.048	18.211	25.456	21.381	116.709	96.836
3	9:43:41.565	57.751	16.080	22.025	19.646	137.234	117.526	3	9:43:38.666	1:03.621	18.006	25.081	20.534	115.703	95.459
4	9:44:38.598	57.033	15.992	22.098	18.943	140.099	116.709	4	9:44:42.412	1:03.746	18.252	25.093	20.401	119.409	100.611
5	9:45:38.333	59.735	17.398	22.856	19.481	138.939	117.940	5	9:45:44.190	1:01.778	17.437	23.881	20.460	124.273	106.520
6	9:46:35.519	57.186	16.026	22.291	18.869	137.234	118.147	6	9:46:47.413	1:03.223	17.096	25.462	20.665	119.835	103.561
7	9:47:33.922	58.403	15.824	23.105	19.474	139.808	119.835	7	9:47:48.341	1:00.928	17.306	23.739	19.883	108.764	107.890
8	9:48:31.645	57.723	15.863	23.018	18.842	138.081	119.196								
(91) Lewis SHAND															
1	9:41:27.860	1:09.187	21.862	26.416	20.909	47.662	111.660	1	9:41:50.019	1:22.283	26.104	31.540	24.639	46.830	80.176
2	9:42:28.029	1:00.169	17.666	23.226	19.277	130.053	115.305	2	9:43:07.257	1:17.238	22.459	30.968	23.811	97.824	77.135
3	9:43:25.898	57.869	16.613	22.583	18.673	135.298	117.116	3	9:44:19.622	1:12.365	19.984	28.598	23.783	108.238	97.257
4	9:44:23.524	57.626	16.353	21.641	19.632	137.516	117.940	4	9:45:25.559	1:05.937	18.992	26.064	20.881	117.116	102.142
5	9:45:22.615	59.091	17.354	22.716	19.021	135.025	108.941	5	9:46:29.778	1:04.219	18.435	24.917	20.867	120.480	109.832
6	9:46:21.411	58.796	16.213	23.110	19.473	135.845	117.733	6	9:47:33.216	1:03.438	17.767	24.540	21.131	124.968	111.105
7	9:47:19.137	57.726	16.410	21.995	19.321	136.398	117.116	7	9:48:34.935	1:01.719	17.536	23.794	20.389	126.857	111.105
8	9:48:16.276	57.139	16.403	21.835	18.901	131.842	115.903								
(47) Steven HADDOW															
1	9:41:33.142	1:12.353	22.558	27.554	22.241	46.059	107.372	1	9:41:52.515	1:22.460	26.946	31.656	23.858	38.590	75.148
2	9:42:36.978	1:03.836	18.523	24.837	20.476	129.551	112.597	2	9:43:07.655	1:15.140	20.755	30.290	24.095	119.621	79.511
3	9:43:36.891	59.913	17.125	23.087	19.701	133.415	114.714	3	9:44:18.839	1:11.184	19.276	28.653	23.255	117.116	89.716
4	9:44:35.184	58.293	16.404	22.448	19.441	135.571	115.703	4	9:45:22.848	1:04.009	17.836	25.656	20.517	125.435	96.419
5	9:45:34.883	59.699	16.514	23.855	19.330	135.845	116.506	5	9:46:28.394	1:05.546	17.719	26.793	21.034	123.133	98.688
6	9:46:32.666	57.783	16.316	22.257	19.210	134.215	116.912	6	9:47:33.130	1:04.736	17.793	25.516	21.427	123.133	95.731
7	9:47:33.123	1:00.457	16.587	23.085	20.785	134.484	116.506	7	9:48:36.193	1:03.063	18.441	24.485	20.137	116.506	103.242
8	9:48:31.518	58.395	16.177	22.973	19.245	135.298	116.304								
(41) Kieran MURRAY															
1	9:41:41.331	1:15.386	24.984	28.794	21.608	47.060	64.589	1	9:41:43.831	1:21.867	27.092	30.510	24.265	40.499	82.341
2	9:42:41.548	1:00.217	17.084	23.084	20.049	130.053	110.922	2	9:42:53.340	1:09.509	19.608	27.891	22.010	104.043	96.005
3	9:43:41.486	59.938	16.747	23.198	19.993	131.326	114.323	3	9:44:00.372	1:07.032	19.757	25.523	21.752	116.103	100.611
4	9:44:39.705	58.219	16.718	22.332	19.169	132.624	113.166	4	9:45:02.971	1:04.599	18.225	25.185	21.189	124.273	105.349
5	9:45:38.807	59.102	16.706	22.903	19.493	124.735	115.703	5	9:46:08.413	1:03.442	17.813	24.765	20.864	126.380	105.349
6	9:46:39.223	1:00.416	16.950	23.973	19.493	125.435	106.520	6	9:47:12.532	1:04.119	17.976	24.639	21.504	122.908	106.015
7	9:47:38.598	59.375	17.303	22.528	19.544	125.435	106.183	7	9:48:16.727	1:04.195	18.275	24.675	21.245	122.236	102.768
8	9:48:37.053	58.455	16.552	22.630	19.273	130.053	113.935								
(89) Alex BASS															
1	9:42:26.963	1:00.797	17.519	23.634	19.644	129.802	115.703	1	9:41:50.249	1:22.608	26.135	32.098	24.375	40.671	72.159
2	9:43:25.238	58.275	16.707	22.477	19.091	135.571	117.116	2	9:43:02.955	1:12.706	19.538	28.635	24.533	110.922	90.564
3	9:44:24.906	59.668	16.112	22.199	21.357	136.121	117.733	3	9:44:11.192	1:08.237	18.666	27.327	22.244	112.220	92.562
								4	9:45:18.017	1:06.825	18.520	26.527	21.778	117.526	95.188
								5	9:46:23.281	1:05.264	18.097	25.649	21.518	112.236	98.833
								6	9:47:30.269	1:06.988	18.022	25.997	22.969	117.940	95.459
								7	9:48:34.942	1:04.673	18.130	25.681	20.862	122.459	107.544
(79) Jimmy ROTHERY															
1	9:41:48.014	1:21.530	25.755	31.430	24.345	39.406	93.595	1	9:41:42.187	1:22.125	26.143	31.075	24.907	31.941	88.767
2	9:42:57.499	1:09.485	18.723	28.347	22.415	115.703	108.064	2	9:42:52.985	1:10.798	19.862	28.660	22.276	111.290	91.802
3	9:44:07.563	1:10.064	18.553	27.940	23.571	120.049	104.204	3	9:44:01.849	1:08.864	20.122	26.917	21.825	107.030	95.868
4	9:45:14.069	1:06.506	18.668	26.078	21.760	117.940	105.848	4	9:45:11.163	1:09.314	19.731	27.267	22.316	110.012	91.928
5	9:46:21.634	1:07.565	19.055	26.205	22.305	119.196	105.020								
(196) Martin MacLENNAN															
1	9:41:42.187	1:22.125	26.143	31.075	24.907	31.941	88.767	1	9:41:42.187	1:22.125	26.143	31.075	24.907	31.941	88.767
2	9:42:52.985	1:10.798	19.862	28.660	22.276	111.290	91.802	2	9:42:52.985	1:10.798	19.862	28.660	22.276	111.290	91.802
3	9:44:01.849	1:08.864	20.122	26.917	21.825	107.030	95.868	3	9:44:01.849	1:08.864	20.122	26.917	21.825	107.030	95.868
4	9:45:11.163	1:09.314	19.731	27.267	22.316	110.012	91.928	4	9:45:11.163	1:09.314	19.731	27.267	22.316	110.012	91.928
(73) Fraser CAMERON															
1	9:41:53.187	1:21.751	26.290	31.783	23.678	39.522	85.270	1	9:41:53.187	1:21.751	26.290	31.783	23.678	39.522	85.270
2	9:43:08.337	1:15.150	20.122	31.306	23.722	106.859	86.927	2	9:43:08.337	1:15.150	20.122	31.306	23.722	106.859	86.927
3	9:44:20.863	1:12.526	20.497	29.371	22.658	102.298	94.785	3	9:44:20.863	1:12.526	20.497	29.371	22.658	102.298	94.785
4	9:45:32.071	1:11.208	19.869	28.010	23.329	110.739	96.005	4	9:45:32.071	1:11.208	19.869	28.010	23.329	110.739	96.005
(45) Gerry SULLIVAN															
1	9:41:44.410	1:20.467	26.559	30.131	23.777	39.475	73.502	1	9:41:44.410	1:20.467	26.559	30.131	23.777	39.475	73.502
2	9:42:56.165	1:11.755	19.863	28.703	23.189	107.372	84.518	2	9:42:56.165	1:11.755	19.863	28.703	23.189	107.372	84.518
3	9:44:07.506	1:11.341	19.457	28.118	23.766	112.976	86.590	3	9:44:07.506	1:11.341	19.457	28.118	23.766	112.976	86.590

Clerk of the Course.

 Sig : _____ Time : _____
 Chief Timekeeper : Ian Sharp (SMART Timing)

 Results available at www.mylaps.com and www.smart-timing.co.uk

Orbits



Qualifying Results

KMSC National Motorcycle Racing AC

National Pre-Injection 600

Knockhill 1.267 miles

Warm Up

04/06/2016 09:45

Practice (10:00 Time) started at 9:40:17

Lap	Time of Day	Lap Tm	S1	S2	S3	SFSpd	S1Spd	Lap	Time of Day	Lap Tm	S1	S2	S3	SFSpd	S1Spd
4	9:45:19.201	1:11.695	19.610	28.807	23.278	113.166	85.596								
5	9:46:30.427	1:11.226	19.665	28.423	23.138	111.290	77.671								
(117) Joe HENDRIE															
1	9:41:51.277	1:21.910	26.451	31.032	24.427	41.995	76.432								
2	9:43:07.401	1:16.124	20.996	30.343	24.785	101.987	74.730								
3	9:44:19.229	1:11.828	19.043	28.730	24.055	113.549	90.077								
(888) Joe CAIRNEY															
1	9:41:55.304	1:24.697	27.187	32.886	24.624	34.503	74.234								
2	9:43:09.213	1:13.909	20.550	29.631	23.728	109.474	96.005								
3	9:44:27.585	1:18.372	21.417	30.907	26.048	99.566	81.343								
4	9:45:39.599	1:12.014	20.934	27.939	23.141	102.298	93.595								
5	9:46:52.054	1:12.455	20.151	28.746	23.558	102.298	93.076								
6	9:48:05.266	1:13.212	20.852	28.370	23.990	104.856	96.281								
(50) Finlay BAIN															
1	9:41:41.880	1:22.313	24.552	30.844	26.917	41.476	75.148								
2	9:43:02.875	1:20.995	20.862	32.139	27.994	104.043	78.765								
3	9:44:21.069	1:18.194	21.165	30.747	26.282	102.926	85.379								
4	9:45:34.343	1:13.274	20.799	28.642	23.833	93.335	94.919								
5	9:46:47.080	1:12.737	20.078	28.441	24.218	107.030	92.818								
6	9:47:59.264	1:12.184	20.113	28.045	24.026	105.515	90.932								
(129) Martin HERRIOT															
1	9:41:51.411	1:22.829	26.208	32.614	24.007	46.122	75.572								
2	9:43:07.966	1:16.555	21.437	31.018	24.100	111.290	82.645								
3	9:44:20.588	1:12.622	20.097	29.536	22.989	97.399	86.590								
(27) Darren ANDERSON															
1	9:41:49.224	1:27.934	27.835	33.339	26.760	37.680	74.813								
2	9:43:08.001	1:18.777	22.358	30.785	25.634	85.596	75.914								
3	9:44:27.408	1:19.407	22.131	30.831	26.445	96.836	83.260								
4	9:45:43.977	1:16.569	21.303	30.014	25.252	93.726	81.839								
5	9:46:58.434	1:14.457	20.762	29.377	24.318	97.967	86.035								
6	9:48:12.845	1:14.411	21.082	28.371	24.958	92.818	84.946								

Clerk of the Course.

Sig : Time :
Chief Timekeeper : Ian Sharp (SMART Timing)

Results available at www.mylaps.com and www.smart-timing.co.uk

Printed: 06/06/2016 18:52:22

Orbits



Qualifying Results

KMSC National Motorcycle Racing AC

Sorted on best lap time

KMSC Open Post Classics / Classics

Knockhill 1.267 miles

Warm Up

04/06/2016 10:00

Practice (10:00 Time) started at 9:51:11

Pos	No.	Name	Make/Model	CC	Class	Laps	Best Tm	Diff	Best Speed	2nd Best
1	51	Neil MUNRO	Honda	CBR500	PC	8	1:01.415		74.267	1:01.702
2	87	Jodie CHALK	Honda	CBR500	PC	4	1:02.152	0.737	73.386	1:03.413
3	12	Dan JAMES	Ducati	620	PC	4	1:03.401	1.986	71.940	1:03.872
4	48	Allan BROOKBANKS	Honda	CB500	PC	5	1:03.545	2.130	71.777	1:03.577
5	111	Jimmy SHANKS	Honda	CB500	PC	7	1:04.357	2.942	70.872	1:04.708
6	13	Andrew BARTON	Honda	CB500	PC	7	1:05.533	4.118	69.600	1:05.611
7	8	Colin TWEDDIE	Honda	CB500	PC	7	1:07.522	6.107	67.550	1:08.244
8	22	Ian RUSSELL	Honda	NSR250	PC	7	1:08.130	6.715	66.947	1:08.150
9	333	Peter DOLAN	Honda	CB500	PC	7	1:09.407	7.992	65.715	1:09.852
10	99	Martin BARRON	Honda	CB500	PC	7	1:09.725	8.310	65.415	1:09.977
11	44	Martin CURRAH	Honda	CB500	PC	7	1:10.868	9.453	64.360	1:11.994
12	125	Andrew KIRKWOOD	Honda	CB500	PC	3	1:12.798	11.383	62.654	1:13.092

Clerk of the Course.

Sig : Time :

Chief Timekeeper : Ian Sharp (SMART Timing)

Results available at www.mylaps.com and www.smart-timing.co.uk

Printed: 06/06/2016 18:21:22

Orbits



Qualifying Results

KMSC National Motorcycle Racing AC

KMSC Open Post Classics / Classics

Knockhill 1.267 miles

Warm Up

04/06/2016 10:00

Practice (10:00 Time) started at 9:51:11

Lap	Time of Day	Lap Tm	S1	S2	S3	SFSpd	S1Spd	Lap	Time of Day	Lap Tm	S1	S2	S3	SFSpd	S1Spd
(51) Neil MUNRO								(99) Martin BARRON							
1	9:52:24.334	1:10.809	21.289	26.909	22.611	48.841	89.239	1	9:52:46.066	1:24.547	26.730	31.458	26.359	45.190	64.403
2	9:53:28.005	1:03.671	18.043	24.343	21.285	117.733	98.979	2	9:54:02.099	1:16.033	21.619	30.195	24.219	99.125	62.022
3	9:54:31.048	1:03.043	17.613	23.947	21.483	120.049	100.914	3	9:55:15.365	1:13.266	20.652	29.049	23.565	104.204	69.326
4	9:55:32.463	1:01.415	17.389	23.270	20.756	119.621	101.218	4	9:56:26.761	1:11.396	20.303	27.944	23.149	104.043	75.914
5	9:56:34.666	1:02.203	17.856	23.323	21.024	119.621	98.111	5	9:57:38.368	1:11.607	20.408	27.738	23.461	105.848	72.706
6	9:57:37.324	1:02.658	17.669	23.238	21.751	120.049	99.863	6	9:58:48.093	1:09.725	19.968	26.973	22.784	105.184	80.658
7	9:58:39.026	1:01.702	17.748	22.835	21.119	117.526	100.611	7	9:59:58.070	1:09.977	19.703	27.314	22.960	106.859	80.081
8	9:59:43.368	1:04.342	17.557	25.445	21.340	120.480	94.385								
(87) Jodie CHALK								(44) Martin CURRAH							
1	9:52:18.448	1:06.555	20.290	24.769	21.496	55.691	94.120	1	9:52:28.127	1:15.350	23.380	28.821	23.149	50.762	80.465
2	9:53:24.326	1:05.878	19.569	24.778	21.531	110.193	93.335	2	9:53:38.995	1:10.868	19.980	27.518	23.370	101.066	84.732
3	9:54:27.739	1:03.413	18.453	24.051	20.909	108.764	96.697	3	9:54:50.989	1:11.994	20.411	28.056	23.527	99.863	84.625
4	9:55:29.891	1:02.152	17.886	23.413	20.853	112.033	96.697	4	9:56:04.384	1:13.395	20.967	28.732	23.696	96.419	78.214
								(125) Andrew KIRKWOOD							
1	9:52:28.172	1:11.312	24.085	24.872	22.355	39.153	89.358	1	9:52:37.461	1:21.305	25.539	30.205	25.561	39.709	82.240
2	9:53:32.368	1:04.196	18.538	24.242	21.416	108.588	92.308	2	9:53:50.553	1:13.092	21.747	27.628	23.717	90.809	84.839
3	9:54:36.240	1:03.872	18.686	23.876	21.310	109.296	92.818	3	9:55:03.351	1:12.798	21.638	27.204	23.956	99.125	82.951
4	9:55:39.641	1:03.401	18.238	23.739	21.424	110.012	93.465								
(48) Allan BROOKBANKS															
1	9:52:28.875	1:13.583	22.686	27.544	23.353	43.492	83.780								
2	9:53:34.754	1:05.879	19.232	24.434	22.213	106.015	90.198								
3	9:54:39.519	1:04.765	18.543	24.383	21.839	106.351	90.442								
4	9:55:43.064	1:03.545	18.230	23.884	21.431	107.717	90.198								
5	9:56:46.641	1:03.577	18.315	23.640	21.622	108.413	90.932								
(111) Jimmy SHANKS															
1	9:52:35.848	1:17.735	24.357	30.065	23.313	41.916	80.853								
2	9:53:43.116	1:07.268	19.883	25.323	22.062	102.768	87.837								
3	9:54:49.895	1:06.779	19.475	25.171	22.133	104.529	89.716								
4	9:55:55.086	1:05.191	18.846	24.632	21.713	105.515	88.767								
5	9:57:00.268	1:05.182	18.796	24.645	21.741	105.681	90.198								
6	9:58:04.976	1:04.708	18.884	24.285	21.539	103.721	90.320								
7	9:59:09.333	1:04.357	18.707	24.312	21.338	105.515	90.809								
(13) Andrew BARTON															
1	9:52:31.783	1:14.534	24.568	27.046	22.920	39.732	87.040								
2	9:53:38.972	1:07.189	19.236	25.548	22.405	104.043	89.358								
3	9:54:45.318	1:06.346	18.814	25.298	22.234	106.859	90.198								
4	9:55:51.409	1:06.091	18.694	25.342	22.055	106.015	89.596								
5	9:56:57.051	1:05.642	18.653	24.732	22.257	107.030	90.809								
6	9:58:02.584	1:05.533	18.426	24.897	22.210	102.926	90.077								
7	9:59:08.195	1:05.611	18.914	24.764	21.933	103.721	88.532								
(8) Colin TWEDDIE															
1	9:52:37.290	1:17.962	24.219			46.732	72.236								
2	9:53:48.924	1:11.634	20.531	27.678	23.425	96.281	77.047								
3	9:54:59.045	1:10.121	20.337	26.828	22.956	100.310	87.380								
4	9:56:07.289	1:08.244	19.370	26.199	22.675	104.366	86.257								
5	9:57:16.538	1:09.249	19.164	27.455	22.630	104.043	88.767								
6	9:58:24.060	1:07.522	19.187	25.652	22.683	100.310	87.952								
7	9:59:32.346	1:08.286	19.292	26.138	22.856	102.611	87.952								
(22) Ian RUSSELL															
1	9:52:35.675	1:21.067	26.324	30.181	24.562	41.348	84.518								
2	9:53:48.052	1:12.377	21.711	27.184	23.482	102.142	88.884								
3	9:54:57.820	1:09.768	20.488	26.405	22.875	99.566	90.198								
4	9:56:05.950	1:08.130	19.886	25.553	22.691	103.084	90.077								
5	9:57:17.435	1:11.485	19.762	28.395	23.328	104.692	89.477								
6	9:58:25.935	1:08.500	20.738	25.631	22.131	104.529	88.767								
7	9:59:34.085	1:08.150	19.627	25.781	22.742	105.515	89.596								
(333) Peter DOLAN															
1	9:52:37.963	1:17.799	24.686	29.032	24.081	45.776	73.182								
2	9:53:51.615	1:13.652	21.354	28.654	23.644	98.688	86.479								
3	9:55:03.802	1:12.187	20.744	28.022	23.421	100.762	78.032								
4	9:56:15.687	1:11.885	20.284	26.884	24.717	98.833	85.596								
5	9:57:26.773	1:11.086	20.524	26.877	23.685	98.398	79.230								
6	9:58:36.625	1:09.852	20.010	26.735	23.107	96.836	86.257								
7	9:59:46.032	1:09.407	19.668	26.867	22.872	100.011	86.146								

Clerk of the Course.

Orbits

 Sig : Time :
 Chief Timekeeper : Ian Sharp (SMART Timing)

 Results available at www.mylaps.com and www.smart-timing.co.uk


Qualifying Results

KMSC National Motorcycle Racing AC

Sorted on best lap time

Scottish Championship Superbikes & KMSC Clubman

Knockhill 1.267 miles

Warm Up

04/06/2016 10:15

Practice (10:00 Time) started at 10:01:37

Pos	No.	Name	Make/Model	CC	Class	Laps	Best Tm	Diff	Best Speed	2nd Best
1	79	Bruce BIRNIE	BMW	S1000RR	SB	7	52.953		86.135	53.520
2	119	Kristopher DUNCAN	Kawasaki	ZX10	SB	7	53.720	0.767	84.905	54.306
3	179	Andrew TASKER	Kawasaki	ZX10R	SB	8	53.808	0.855	84.766	53.976
4	34	John DEAN	Suzuki	GSXR1000K9	SB	8	54.024	1.071	84.427	54.795
5	33	Graeme BODEL	BMW	S1000RR	C	8	54.551	1.598	83.612	55.169
6	31	Torquil PATERSON	MV Agusta		SB	7	54.633	1.680	83.486	55.304
7	7	James LAING	BMW	S1000RR	SB	9	54.728	1.775	83.341	55.183
8	12	William MONIE	Kawasaki	ZX10R	SB	8	54.755	1.802	83.300	55.440
9	3	Adrian CLARK	Kawasaki	ZX10R	SB	7	54.771	1.818	83.276	55.032
10	55	Donald MacFADYEN	BMW	S1000RR	SB	6	55.468	2.515	82.229	55.610
11	67	Des BURNS	Kawasaki	ZX10R	C	8	55.578	2.625	82.067	57.645
12	44	David PRENTICE	Yamaha	R1	C	8	55.794	2.841	81.749	57.659
13	4	Daniel MacLEAN	Kawasaki	ZX10R	C	8	55.864	2.911	81.646	57.390
14	22	Steven WATSON	Suzuki	GSXR750	C	4	56.046	3.093	81.381	56.463
15	11	Richard HUGHES	BMW	S1000RR	C	8	56.225	3.272	81.122	56.510
16	511	Marc IRONSIDE	Kawasaki	ZX6	C	6	56.506	3.553	80.719	57.213
17	69	Rodney SCOTT	BMW	S1000RR	C	4	56.702	3.749	80.440	59.365
18	63	Kenny PATERSON	BMW	S1000RR	C	5	57.682	4.729	79.073	58.134
19	45	Gary HOPKINS	Yamaha	R1M	C	7	58.957	6.004	77.363	59.450
20	37	Steven PATTERSON	Yamaha	YZF R1	C	7	59.381	6.428	76.811	59.729
21	54	Gordon DUNCAN	Ducati	Panigale 899	C	7	1:00.582	7.629	75.288	1:00.908
22	6	Calum MacLEAN	Suzuki	GSXR1000	C	8	1:00.587	7.634	75.282	1:00.641
23	41	Lukasz PIEC	Yamaha	R1	SB	7	1:01.264	8.311	74.450	1:01.455
24	82	Geraint JONES	Suzuki	GSXR1000	C	7	1:01.676	8.723	73.952	1:01.855
25	122	David SUDES	Suzuki	GSXR 1000	C	6	1:02.948	9.995	72.458	1:03.573
26	14	James ROTHERY	Yamaha	R1	C	3	1:05.396	12.443	69.746	1:07.681

Clerk of the Course.

Orbits

Sig : Time :
 Chief Timekeeper : Ian Sharp (SMART Timing)
 Results available at www.mylaps.com and www.smart-timing.co.uk





Qualifying Results

KMSC National Motorcycle Racing AC

Scottish Championship Superbikes & KMSC Clubman

Knockhill 1.267 miles

Warm Up

04/06/2016 10:15

Practice (10:00 Time) started at 10:01:37

Lap	Time of Day	Lap Tm	S1	S2	S3	SFSpd	S1Spd
(79) Bruce BIRNIE							
1	10:03:33.743	1:08.296	22.218	25.175	20.903	36.452	117.321
2	10:04:31.297	57.554	16.525	22.149	18.880	139.808	122.683
3	10:05:26.240	54.943	15.901	21.106	17.936	141.877	125.670
4	10:06:22.521	56.281	15.558	22.570	18.153	146.844	124.735
5	10:07:16.041	53.520	15.167	20.633	17.720	147.489	127.098
6	10:08:10.025	53.984	15.425	21.122	17.437	145.570	129.802
7	10:09:02.978	52.953	15.153	20.224	17.576	141.279	125.201

(119) Kristopher DUNCAN							
1	10:04:00.630	58.229	17.654	22.099	18.476	58.102	125.435
2	10:04:55.705	55.075	15.617	21.399	18.059	138.366	128.313
3	10:05:51.135	55.430	16.180	21.545	17.705	138.939	126.857
4	10:06:46.874	55.739	15.236	21.846	18.657	142.177	129.302
5	10:07:41.748	54.874	16.224	20.956	17.694	136.954	129.302
6	10:08:35.468	53.720	15.227	20.819	17.674	146.844	125.670
7	10:09:29.774	54.306	15.392	21.068	17.846	136.675	123.360

(179) Andrew TASKER							
1	10:02:38.735	1:00.976	19.828	22.127	19.021	49.857	124.273
2	10:03:36.000	57.265	15.859	21.500	19.906	136.398	129.551
3	10:04:31.615	55.615	15.916	20.891	18.808	136.954	128.559
4	10:05:26.457	54.842	15.781	21.241	17.820	137.516	130.814
5	10:06:20.597	54.140	15.569	20.821	17.750	139.808	131.070
6	10:07:15.485	54.888	15.351	21.477	18.060	142.177	131.070
7	10:08:09.461	53.976	15.848	20.380	17.748	140.687	129.302
8	10:09:03.269	53.808	15.915	20.329	17.564	140.392	122.014

(34) John DEAN							
1	10:03:01.214	1:01.325	21.018	22.199	18.108	45.683	127.581
2	10:03:56.081	54.867	15.721	20.610	18.536	129.053	131.584
3	10:04:53.292	57.211	15.871	22.488	18.852	131.070	130.053
4	10:05:48.857	55.565	15.684	21.696	18.185	128.313	127.824
5	10:06:45.888	57.031	15.852	20.394	20.785	138.366	125.435
6	10:07:40.904	55.016	15.743	21.215	18.058	136.121	122.683
7	10:08:34.928	54.024	15.458	20.569	17.997	136.954	129.053
8	10:09:29.723	54.795	15.612	20.879	18.304	132.362	125.670

(33) Graeme BODEL							
1	10:02:56.640	1:06.746	20.734	25.522	20.490	53.772	115.305
2	10:03:55.505	58.865	16.980	22.750	19.135	126.857	123.360
3	10:04:53.207	57.702	16.136	22.588	18.978	135.571	127.098
4	10:05:48.830	55.623	15.525	21.767	18.331	135.845	126.857
5	10:06:46.546	57.716	16.246	21.835	19.635	134.754	125.670
6	10:07:41.757	55.211	15.948	21.282	17.981	128.313	127.098
7	10:08:36.308	54.551	15.633	21.035	17.883	137.234	128.313
8	10:09:31.477	55.169	15.585	21.620	17.964	138.939	129.053

(31) Torquil PATERSON							
1	10:03:40.964	1:06.639	23.511	23.904	19.224	36.021	116.912
2	10:04:38.634	57.670	16.143	23.233	18.294	136.121	123.815
3	10:05:35.739	57.105	16.468	22.230	18.407	133.415	116.709
4	10:06:32.502	56.763	16.065	22.440	18.258	138.939	120.049
5	10:07:27.135	54.633	15.556	21.180	17.897	138.652	121.572
6	10:08:22.439	55.304	15.471	20.761	19.072	136.398	124.504
7	10:09:18.574	56.135	15.489	21.515	19.131	139.808	126.142

(7) James LAING							
1	10:02:44.025	1:02.557	19.623	23.298	19.636	55.599	115.903
2	10:03:41.953	57.928	16.676	22.572	18.680	131.584	122.683
3	10:04:39.588	57.635	16.129	22.892	18.614	133.415	122.014
4	10:05:37.012	57.424	16.298	22.114	19.012	133.150	112.220
5	10:06:33.467	56.455	15.754	21.821	18.880	137.798	127.098
6	10:07:28.195	54.728	15.443	21.188	18.097	141.877	126.857
7	10:08:23.378	55.183	15.592	21.096	18.495	142.177	127.581
8	10:09:18.733	55.355	15.920	21.263	18.172	137.516	124.273
9	10:10:14.393	55.660	16.106	21.259	18.295	136.398	122.236

(12) William MONIE							
1	10:03:27.875	1:07.117	22.425	24.829	19.863	40.064	103.242
2	10:04:26.807	58.932	16.744	23.079	19.109	134.215	105.515
3	10:05:24.688	57.881	16.334	22.639	18.908	131.326	118.985
4	10:06:20.745	56.057	15.865	21.768	18.424	137.516	122.014

5	10:07:16.185	55.440	15.688	21.367	18.385	140.392	125.905
6	10:08:11.632	54.447	15.806	21.701	17.940	140.099	128.805
7	10:09:06.387	54.755	15.436	21.159	18.160	140.982	128.068
8	10:10:02.424	56.037	15.782	21.198	19.057	136.121	124.968

(3) Adrian CLARK							
1	10:02:45.375	1:02.607	19.690	23.459	19.458	53.345	115.107
2	10:03:42.149	56.774	16.148	22.197	18.429	135.571	122.014
3	10:04:39.721	57.572	16.223	22.850	18.499	129.053	119.621
4	10:05:35.821	56.100	15.644	22.203	18.253	136.121	116.103
5	10:06:30.853	55.032	15.468	21.866	17.698	138.652	126.857
6	10:07:25.624	54.771	15.740	21.420	17.611	136.398	122.908
7	10:08:22.075	56.451	15.640	21.779	19.032	135.298	126.142

(55) Donald MacFADYEN							
1	10:02:43.297	1:03.724	19.992	23.378	20.354	54.737	121.133
2	10:03:41.023	57.726	16.130	22.619	18.977	140.687	127.098
3	10:04:37.901	56.878	15.515	22.915	18.448	144.008	123.133
4	10:05:33.511	55.610	15.660	21.662	18.288	142.479	131.842
5	10:06:29.808	56.297	16.267	21.604	18.426	135.025	120.915
6	10:07:25.276	55.468	15.616	21.586	18.266	141.279	127.581

(67) Des BURNS							
1	10:03:05.889	1:05.157	21.400	23.972	19.785	48.735	114.518
2	10:04:05.256	59.367	16.832	23.116	19.419	138.366	118.565
3	10:05:03.771	58.515	16.403	23.021	19.091	140.982	118.565
4	10:06:01.608	57.837	16.509	22.383	18.945	141.577	122.908
5	10:06:59.253	57.645	15.984	22.442	19.219	140.982	124.735
6	10:07:58.467	59.214	16.521	23.250	19.443	138.939	124.968
7	10:08:57.792	59.325	16.209	23.598	19.518	135.298	122.014
8	10:09:53.370	55.578	15.706	21.630	18.242	141.877	122.908

(44) David PRENTICE							
1	10:03:07.741	1:02.810	19.654	23.608	19.548	49.673	106.689
2	10:04:05.873	58.132	16.830	22.700	18.602	132.102	118.147
3	10:05:04.154	58.281	16.355	22.997	18.929	138.081	110.739
4	10:06:02.050	57.896	16.441	22.590	18.865	137.798	118.985
5	10:06:59.709	57.659	15.991	22.384	19.284	141.279	115.903
6	10:07:58.672	58.963	16.508	23.014	19.441	133.150	120.697
7	10:08:57.862	59.190	16.345	23.542	19.303	134.754	119.835
8	10:09:53.656	55.794	15.973	21.487	18.334	134.754	117.733

(4) Daniel MacLEAN							
1	10:03:21.536	1:06.844	21.206	25.134	20.504	50.495	116.709
2	10:04:21.315	59.779	17.457	23.018	19.304	126.142	123.815
3	10:05:19.137	57.822	16.629	22.596	18.597	130.814	124.968
4	10:06:17.343	58.206	16.087	23.427	18.692	134.215	126.618
5	10:07:15.446	58.103	16.340	23.152	18.611	130.814	117.321
6	10:08:12.836	57.390	17.319	21.659	18.412		

Qualifying Results

KMSC National Motorcycle Racing AC

Scottish Championship Superbikes & KMSC Clubman

Knockhill 1.267 miles

Warm Up

04/06/2016 10:15

Practice (10:00 Time) started at 10:01:37

Lap	Time of Day	Lap Tm	S1	S2	S3	SFSpd	S1Spd
6	10:07:55.748	56.506	15.712	22.394	18.400	139.517	121.133

Lap	Time of Day	Lap Tm	S1	S2	S3	SFSpd	S1Spd
4	10:06:51.025	1:05.060	18.177	23.933	22.950	115.703	104.529
5	10:07:54.598	1:03.573	18.358	24.181	21.034	107.372	107.890
6	10:08:57.546	1:02.948	17.805	24.765	20.378	121.792	96.005

(69) Rodney SCOTT

1	10:06:58.733	1:01.599	18.764	23.587	19.248	60.132	121.572
2	10:07:58.098	59.365	16.628	23.248	19.489	140.687	123.587
3	10:08:57.595	59.497	16.352	23.425	19.720	138.081	126.857
4	10:09:54.297	56.702	16.403	21.894	18.405	137.234	123.587

(14) James ROTHERY

1	10:03:25.808	1:13.130	23.302	27.792	22.036	39.615	100.310
2	10:04:33.489	1:07.681	19.434	26.425	21.822	120.265	97.117
3	10:05:38.885	1:05.396	18.325	25.424	21.647	122.908	109.296

(63) Kenny PATERSON

1	10:03:07.533	1:05.630	21.027	24.581	20.022	49.746	110.922
2	10:04:05.738	58.205	16.781	22.685	18.739	132.624	120.915
3	10:05:04.003	58.265	16.314	22.961	18.990	140.099	121.133
4	10:06:02.137	58.134	15.931	21.692	20.511	139.227	122.459
5	10:06:59.819	57.682	16.472	22.371	18.839	127.098	121.133

(45) Gary HOPKINS

1	10:03:37.751	1:11.424	23.236	26.410	21.778	39.498	103.242
2	10:04:42.056	1:04.305	18.172	25.840	20.293	127.339	111.474
3	10:05:42.342	1:00.286	17.172	23.394	19.720	127.581	116.912
4	10:06:46.485	1:04.143	17.154	24.663	22.326	127.824	120.049
5	10:07:47.610	1:01.125	17.693	23.999	19.433	127.581	115.305
6	10:08:46.567	58.957	16.943	22.585	19.429	126.618	117.526
7	10:09:46.017	59.450	16.875	23.296	19.279	126.857	115.703

(37) Steven PATTERSON

1	10:03:26.120	1:12.605	23.098	28.031	21.476	46.732	89.477
2	10:04:30.280	1:04.160	17.496	25.707	20.957	132.624	104.204
3	10:05:32.840	1:02.560	17.561	24.497	20.502	121.352	108.764
4	10:06:34.352	1:01.512	17.218	24.100	20.194	128.313	110.739
5	10:07:34.505	1:00.153	17.014	23.449	19.690	123.587	115.504
6	10:08:34.234	59.729	16.765	23.111	19.853	125.435	114.323
7	10:09:33.615	59.381	16.463	23.631	19.287	132.362	117.526

(54) Gordon DUNCAN

1	10:02:51.406	1:06.296	20.867	25.137	20.292	52.882	95.459
2	10:03:51.988	1:00.582	17.094	23.500	19.988	130.053	110.374
3	10:04:53.164	1:01.176	16.691	24.717	19.768	136.398	107.030
4	10:05:54.251	1:01.087	17.255	24.413	19.419	129.802	110.739
5	10:06:55.497	1:01.246	17.267	24.426	19.553	125.905	109.653
6	10:07:57.115	1:01.618	17.212	25.151	19.255	132.102	108.941
7	10:08:58.023	1:00.908	16.717	23.767	20.424	124.968	115.703

(6) Calum MacLEAN

1	10:02:51.046	1:07.274	21.568	25.218	20.488	47.159	100.611
2	10:03:52.714	1:01.668	17.448	24.204	20.016	124.044	112.408
3	10:04:54.835	1:02.121	17.259	24.051	20.811	124.968	111.660
4	10:05:55.476	1:00.641	17.467	23.250	19.924	120.049	112.220
5	10:06:56.203	1:00.727	17.250	23.697	19.780	120.265	113.549
6	10:07:58.364	1:02.161	16.997	25.178	19.986	125.670	113.166
7	10:08:59.384	1:01.020	17.679	23.598	19.743	124.735	115.107
8	10:09:59.971	1:00.587	16.726	23.940	19.921	127.339	105.681

(41) Lukasz PIEC

1	10:03:33.987	1:11.594	23.169	27.025	21.400	40.944	94.252
2	10:04:37.402	1:03.415	18.478	24.390	20.547	121.572	102.454
3	10:05:40.264	1:02.862	18.332	24.462	20.068	115.305	93.988
4	10:06:46.218	1:05.954	17.491	26.071	22.392	130.053	97.682
5	10:07:47.482	1:01.264	17.447	24.184	19.633	126.142	104.204
6	10:08:49.145	1:01.663	17.830	24.277	19.556	124.044	103.561
7	10:09:50.600	1:01.455	17.814	23.987	19.654	122.683	99.714

(82) Geraint JONES

1	10:02:54.795	1:07.831	21.139	25.509	21.183	52.428	116.709
2	10:03:56.650	1:01.855	17.468	23.636	20.751	133.150	118.565
3	10:04:58.769	1:02.119	17.656	24.232	20.231	135.571	118.147
4	10:07:02.646	2:03.877	17.801	24.162	1:21.914	129.802	118.147
5	10:08:07.899	1:05.253	20.039	24.491	20.723	56.967	118.147
6	10:09:10.307	1:02.408	18.635	23.891	19.882	134.754	116.912
7	10:10:11.983	1:01.676	17.478	23.798	20.400	128.068	123.587

(122) David SUDDDES

1	10:03:36.746	1:11.960	23.222	26.444	22.294	37.056	90.809
2	10:04:41.938	1:05.192	18.776	25.316	21.100	108.941	104.366
3	10:05:45.965	1:04.027	18.817	24.489	20.721	107.030	109.474

Clerk of the Course.

Sig : Time :
Chief Timekeeper : Ian Sharp (SMART Timing)

Results available at www.mylaps.com and www.smart-timing.co.uk

Printed: 06/06/2016 20:56:05

Orbits



Qualifying Results

KMSC National Motorcycle Racing AC

Sorted on best lap time

Scottish Championship Superstock 600

Knockhill 1.267 miles

Warm Up

04/06/2016 10:30

Practice (10:00 Time) started at 10:11:43

Pos	No.	Name	Make/Model	CC	Class	Laps	Best Tm	Diff	Best Speed	2nd Best
1	99	Callum GRIGOR	Kawasaki	ZX6R 600	S6	8	53.855		84.692	54.523
2	45	Ewan GRAY	Kawasaki	ZX6R 600	S6	4	53.964	0.109	84.521	54.475
3	31	Torquii PATERSON	Yamaha	R6 600	S6	5	54.192	0.337	84.165	54.493
4	81	Ryan WATSON	Yamaha	R6 600	S6	8	54.322	0.467	83.964	54.517
5	8	Lewis ROLLO	Kawasaki	ZXR 600	S6	3	54.506	0.651	83.681	56.499
6	75	Charlie BUNYAN	Yamaha	R6 600	S6	9	55.048	1.193	82.857	55.702
7	88	Graham PIRIE	Yamaha	R6 600	S6	8	55.247	1.392	82.558	55.304
8	11	Patrick FORMAN	Kawasaki	ZX6R 600	S6	7	55.303	1.448	82.475	55.686
9	28	Paul BOWERBANK	Yamaha	R6 600	S6	8	55.533	1.678	82.133	55.643
10	26	Allan RENNIE	Honda	CBR 600	S6	9	55.605	1.750	82.027	55.810
11	84	Kyle HARPER	Kawasaki	ZX6R 600	S6	8	55.794	1.939	81.749	56.107
12	21	Sean COOPER	Kawasaki	ZX6R 600	S6	9	55.886	2.031	81.614	55.925
13	5	Kyle DUNCAN	Kawasaki	ZX6R 600	S6	9	56.012	2.157	81.431	56.147
14	35	Kevin GILES	Kawasaki	ZX6R 600	S6	8	56.096	2.241	81.309	56.448
15	102	Greame KERR	Suzuki	GSXR 600	S6	8	57.086	3.231	79.899	57.110
16	4	Dan MacLEAN	Kawasaki	ZX6R 600	S6	6	57.270	3.415	79.642	57.410
17	86	Russell WILL	Yamaha	R6 600	S6	6	58.433	4.578	78.057	58.829
18	87	Steven ALLISON	Kawasaki	ZX6R 600	S6	8	58.799	4.944	77.571	59.177
19	27	Andrew DONALD	Kawasaki	ZX6R 600	S6	6	59.190	5.335	77.058	59.273
20	58	Barry STEWART	Yamaha	R6 600	S6	8	59.924	6.069	76.115	1:00.824
21	12	Anthony JACKSON	Suzuki	GSXR 600 K7	S6	6	1:00.074	6.219	75.925	1:00.102
22	89	David MUNRO	Yamaha	R6 600	S6	8	1:00.561	6.706	75.314	1:00.643
23	184	Ryan GIBSON	Yamaha	R6 600	S6	5	1:01.229	7.374	74.492	1:01.361
24	79	Ashley ROBSON	Kawasaki	ZX6R 600	S6	8	1:01.511	7.656	74.151	1:01.527
25	17	Roddy MacLEOD	Suzuki	GSXR 600 K7	S6	3	1:07.077	13.222	67.998	1:09.206

Clerk of the Course.

Orbits

Sig : Time :
Chief Timekeeper : Ian Sharp (SMART Timing)

Results available at www.mylaps.com and www.smart-timing.co.uk



Qualifying Results

KMSC National Motorcycle Racing AC

Scottish Championship Superstock 600

Knockhill 1.267 miles

Warm Up

04/06/2016 10:30

Practice (10:00 Time) started at 10:11:43

Lap	Time of Day	Lap Tm	S1	S2	S3	SFSpd	S1Spd
(99) Callum GRIGOR							
1	10:13:35.055	1:01.840	20.658	22.505	18.677	45.343	115.107
2	10:14:30.126	55.071	15.830	21.090	18.151	137.516	118.775
3	10:15:25.490	55.364	16.121	20.968	18.275	138.939	118.985
4	10:16:20.284	54.794	15.730	20.870	18.194	138.652	119.409
5	10:17:15.524	55.240	15.732	21.140	18.368	138.652	120.265
6	10:18:10.047	54.523	15.776	20.417	18.330	138.652	120.697
7	10:19:03.902	53.855	15.504	20.300	18.051	138.081	120.265
8	10:20:02.148	58.246	18.890	21.237	18.119	139.517	116.304

Lap	Time of Day	Lap Tm	S1	S2	S3	SFSpd	S1Spd
(45) Ewan GRAY							
1	10:12:49.278	1:00.130	19.688	22.001	18.441	45.996	115.903
2	10:13:43.753	54.475	15.600	20.733	18.142	142.479	120.265
3	10:14:39.526	55.773	15.727	21.765	18.281	139.808	118.775
4	10:15:33.490	53.964	15.253	20.714	17.997	141.577	120.265

Lap	Time of Day	Lap Tm	S1	S2	S3	SFSpd	S1Spd
(31) Torquill PATERSON							
1	10:16:01.495	1:02.512	20.346	23.045	19.121	45.282	114.323
2	10:16:57.948	56.453	16.334	21.409	18.710	138.366	120.697
3	10:17:52.983	55.035	15.776	20.824	18.435	143.699	121.572
4	10:18:47.476	54.493	15.628	20.722	18.143	142.479	122.236
5	10:19:41.668	54.192	15.496	20.580	18.116	144.628	123.360

Lap	Time of Day	Lap Tm	S1	S2	S3	SFSpd	S1Spd
(81) Ryan WATSON							
1	10:13:13.267	1:05.499	21.153	24.277	20.069	53.772	104.366
2	10:14:13.956	1:00.689	17.032	23.777	19.880	129.053	122.908
3	10:15:12.212	58.256	16.350	22.409	19.497	128.559	122.459
4	10:16:07.940	55.728	16.014	21.175	18.539	135.025	123.360
5	10:17:04.827	56.887	15.941	22.225	18.721	135.571	121.352
6	10:17:59.344	54.517	15.732	20.674	18.111	137.234	121.352
7	10:18:53.991	54.647	15.638	20.772	18.237	142.177	122.459
8	10:19:48.313	54.322	15.674	20.475	18.173	141.279	122.236

Lap	Time of Day	Lap Tm	S1	S2	S3	SFSpd	S1Spd
(8) Lewis ROLLO							
1	10:13:13.486	57.529	17.863	21.223	18.443	56.346	118.775
2	10:14:09.985	56.499	16.049	22.063	18.387	138.366	121.792
3	10:15:04.491	54.506	15.569	20.637	18.300	140.687	120.915

Lap	Time of Day	Lap Tm	S1	S2	S3	SFSpd	S1Spd
(75) Charlie BUNYAN							
1	10:12:55.277	1:04.700	20.765	23.763	20.172	45.160	112.976
2	10:13:52.244	56.967	16.230	21.631	19.106	133.150	119.835
3	10:14:47.964	55.720	15.866	21.256	18.598	138.366	119.835
4	10:15:43.666	55.702	15.904	21.353	18.445	136.954	119.835
5	10:16:39.645	55.979	15.880	21.592	18.507	137.516	120.480
6	10:17:35.770	56.125	16.140	21.483	18.502	142.177	120.049
7	10:18:32.291	56.521	16.106	21.716	18.699	141.577	120.049
8	10:19:27.339	55.048	15.704	21.120	18.224	138.081	120.480
9	10:20:23.061	55.722	15.918	21.410	18.394	136.954	119.835

Lap	Time of Day	Lap Tm	S1	S2	S3	SFSpd	S1Spd
(88) Graham PIRIE							
1	10:12:46.303	59.366	18.493	22.152	18.721	60.566	115.903
2	10:13:43.268	56.965	16.128	21.907	18.930	138.366	117.526
3	10:14:41.343	58.075	16.226	22.781	19.068	134.754	115.107
4	10:15:38.444	57.101	16.431	22.129	18.541	134.215	118.147
5	10:16:34.346	55.902	15.836	21.534	18.532	140.099	120.049
6	10:17:29.593	55.247	15.728	21.265	18.254	138.939	121.352
7	10:18:24.897	55.304	15.894	21.185	18.225	139.517	121.792
8	10:19:23.409	58.512	15.773	23.199	19.540	139.517	121.133

Lap	Time of Day	Lap Tm	S1	S2	S3	SFSpd	S1Spd
(11) Patrick FORMAN							
1	10:12:45.526	59.514	18.738	21.937	18.839	55.784	111.846
2	10:13:43.040	57.514	16.342	21.861	19.311	133.947	109.832
3	10:14:41.146	58.106	16.273	22.447	19.386	133.150	111.105
4	10:15:37.708	56.562	16.306	21.784	18.472	129.802	113.166
5	10:16:33.598	55.890	16.109	21.276	18.505	133.680	112.220
6	10:17:28.901	55.303	15.809	21.297	18.197	135.845	115.703
7	10:18:24.587	55.686	15.823	21.484	18.379	136.121	117.116

Lap	Time of Day	Lap Tm	S1	S2	S3	SFSpd	S1Spd
(28) Paul BOWERBANK							
1	10:12:47.342	59.342	18.138	22.333	18.871	55.324	121.792
2	10:13:43.445	56.103	16.056	21.439	18.608	141.279	123.360
3	10:14:41.096	57.651	16.280	22.227	19.144	134.484	121.133
4	10:15:36.629	55.533	16.252	20.903	18.378	138.939	120.697

Lap	Time of Day	Lap Tm	S1	S2	S3	SFSpd	S1Spd
5	10:16:32.296	55.667	15.811	20.998	18.858	140.099	123.815
6	10:17:27.939	55.643	15.839	21.332	18.472	141.279	123.133
7	10:18:23.810	55.871	15.958	21.088	18.825	139.227	124.044
8	10:19:20.904	57.094	15.671	22.674	18.749	144.008	124.273

Lap	Time of Day	Lap Tm	S1	S2	S3	SFSpd	S1Spd
(26) Allan RENNIE							
1	10:12:50.974	1:01.580	19.334	22.801	19.445	49.857	116.506
2	10:13:48.718	57.744	16.580	22.062	19.102	134.484	117.733
3	10:14:45.362	56.644	16.243	21.691	18.710	136.398	120.265
4	10:15:42.706	57.344	16.206	22.043	19.095	136.675	120.915
5	10:16:38.311	55.605	15.960	21.205	18.440	133.150	119.196
6	10:17:34.258	55.947	15.996	21.413	18.538	135.298	118.565
7	10:18:30.068	55.810	15.930	21.453	18.427	135.025	119.621
8	10:19:26.174	56.106	16.189	21.411	18.506	131.326	119.621
9	10:20:22.502	56.328	15.816	21.674	18.838	138.652	120.697

Lap	Time of Day	Lap Tm	S1	S2	S3	SFSpd	S1Spd
(84) Kyle HARPER							
1	10:12:57.145	1:05.522	21.621	24.022	19.879	45.620	113.742
2	10:13:56.168	59.023	16.676	22.878	19.469	132.102	117.940
3	10:14:54.041	57.873	16.275	22.215	19.383	132.886	117.733
4	10:15:51.441	57.400	16.332	22.189	18.879	136.121	118.565
5	10:16:48.171	56.730	16.071	21.927	18.732	131.842	118.775
6	10:17:44.278	56.107	16.060	21.639	18.408	136.398	120.049
7	10:18:40.676	56.398	16.022	21.778	18.598	136.121	119.835
8	10:19:36.470	55.794	16.177	21.349	18.268	137.798	120.480

Lap	Time of Day	Lap Tm	S1	S2	S3	SFSpd	S1Spd
(21) Sean COOPER							
1	10:12:51.530	1:02.669	20.352	22.761	19.556	43.833	117.733
2	10:13:48.768	57.238	16.466	21.889	18.883	135.298	119.835
3	10:14:45.160	56.392	15.846	21.761	18.785	141.279	120.697
4	10:15:41.626	56.466	16.059	21.587	18.820	136.954	121.792
5	10:16:37.749	56.123	16.219	21.132	18.772	136.121	120.049
6	10:17:33.635	55.886	16.268	21.006	18.612	137.516	119.409
7	10:18:29.560	55.925	16.150	21.310	18.465	132.886	119.621
8	10:19:25.586	56.026	16.327	21.108	18.591	133.680	120.697
9	10:20:22.306	56.720	16.025	21.459	19.236	134.754	120.697

Lap	Time of Day	Lap Tm	S1	S2	S3	SFSpd	S1Spd
(5) Kyle DUNCAN							
1	10:12:48.983	1:01.453	18.338	23.397	19.718	52.102	117.940
2	10:13:47.354	58.371	16.645	22.396	19.330	140.982	119.409
3	10:14						

Qualifying Results

KMSC National Motorcycle Racing AC

Scottish Championship Superstock 600

Knockhill 1.267 miles

Warm Up

04/06/2016 10:30

Practice (10:00 Time) started at 10:11:43

Lap	Time of Day	Lap Tm	S1	S2	S3	SFSpd	S1Spd	Lap	Time of Day	Lap Tm	S1	S2	S3	SFSpd	S1Spd
6	10:20:21.149	58.528	16.454	22.021	20.053	127.098	120.049	1	10:13:06.575	1:11.701	22.455	27.548	21.698	50.155	96.419
								2	10:14:13.652	1:07.077	19.113	26.653	21.311	116.304	96.697
								3	10:15:22.858	1:09.206	19.386	27.807	22.013	123.133	91.055

(86) Russell WILL

1	10:12:57.797	1:06.365	21.642	25.124	19.599	47.729	113.166
2	10:13:57.423	59.626	17.426	22.971	19.229	132.362	113.549
3	10:14:56.507	59.084	16.660	22.951	19.473	136.121	116.103
4	10:15:55.752	59.245	17.133	22.744	19.368	135.571	116.506
5	10:16:54.581	58.829	16.881	22.695	19.253	135.571	114.714
6	10:17:53.014	58.433	16.872	22.523	19.038	136.954	117.116

(87) Steven ALLISON

1	10:13:05.278	1:11.185	22.299	26.983	21.903	46.635	95.459
2	10:14:07.842	1:02.564	17.709	24.220	20.635	125.201	104.692
3	10:15:07.878	1:00.036	17.303	22.939	19.794	125.670	109.832
4	10:16:07.869	59.991	17.398	23.040	19.553	121.572	108.238
5	10:17:07.046	59.177	17.007	22.761	19.409	120.915	112.408
6	10:18:09.619	1:02.573	17.443	23.893	21.237	117.321	111.290
7	10:19:09.350	59.731	16.813	23.204	19.714	123.587	112.408
8	10:20:08.149	58.799	17.139	22.115	19.545	124.968	112.976

(27) Andrew DONALD

1	10:13:12.350	1:08.520					
2	10:16:16.790	3:04.440					
3	10:17:16.476	59.686					
4	10:18:15.749	59.273					
5	10:19:15.404	59.655					
6	10:20:14.594	59.190					

(58) Barry STEWART

1	10:13:10.878	1:13.954	22.825	29.638	21.491	43.184	96.976
2	10:14:14.144	1:03.266	17.889	25.065	20.312	126.142	112.220
3	10:15:16.708	1:02.564	18.367	24.086	20.111	127.581	112.976
4	10:16:19.264	1:02.556	18.427	24.214	19.915	129.551	113.549
5	10:17:20.232	1:00.968	16.981	23.635	20.352	129.802	113.935
6	10:18:21.056	1:00.824	16.930	23.818	20.076	132.102	114.323
7	10:19:22.046	1:00.990	17.134	23.840	20.016	130.053	113.357
8	10:20:21.970	59.924	17.140	23.131	19.653	132.886	112.976

(12) Anthony JACKSON

1	10:13:08.553	1:10.449	22.139	26.798	21.512	43.718	95.188
2	10:14:11.461	1:02.908	17.576	25.152	20.180	120.697	101.066
3	10:15:13.187	1:01.726	16.909	24.151	20.666	128.805	110.556
4	10:16:14.578	1:01.391	17.194	23.983	20.214	116.103	100.310
5	10:17:14.680	1:00.102	17.020	23.271	19.811	120.697	110.193
6	10:18:14.754	1:00.074	16.610	23.552	19.912	132.362	110.012

(89) David MUNRO

1	10:13:10.416	1:14.242	22.993	29.637	21.612	51.941	85.596
2	10:14:14.744	1:04.328	18.396	25.705	20.227	117.733	108.764
3	10:15:17.204	1:02.460	18.273	24.540	19.647	125.435	103.882
4	10:16:20.028	1:02.824	17.978	25.021	19.825	133.680	105.184
5	10:17:20.589	1:00.561	17.120	23.393	20.048	124.504	112.597
6	10:18:21.232	1:00.643	16.966	23.987	19.690	123.360	109.832
7	10:19:22.657	1:01.425	17.270	24.463	19.692	127.824	108.941
8	10:20:24.333	1:01.676	17.515	24.286	19.875	124.273	110.012

(184) Ryan GIBSON

1	10:13:00.819	1:07.389	21.179	26.006	20.204	50.306	108.588
2	10:14:02.180	1:01.361	17.382	24.481	19.498	126.857	108.588
3	10:15:03.760	1:01.580	17.370	24.278	19.932	127.824	105.515
4	10:16:04.989	1:01.229	17.418	24.094	19.717	119.409	115.903
5	10:17:06.559	1:01.570	17.574	24.484	19.512	118.775	111.474

(79) Ashley ROBSON

1	10:13:05.429	1:12.629	23.194	27.101	22.334	43.605	102.611
2	10:14:09.951	1:04.522	18.393	24.835	21.294	121.133	107.544
3	10:15:12.915	1:02.964	17.599	24.386	20.979	125.670	110.556
4	10:16:14.426	1:01.511	17.304	23.466	20.741	125.435	108.588
5	10:17:16.025	1:01.599	17.420	23.751	20.428	122.908	109.832
6	10:18:18.075	1:02.050	17.307	23.843	20.900	124.504	109.832
7	10:19:19.602	1:01.527	17.080	23.606	20.841	128.068	111.474
8	10:20:21.478	1:01.876	17.296	23.912	20.668	122.908	111.660

(17) Roddy MacLEOD

Clerk of the Course.

 Sig : Time :
 Chief Timekeeper : Ian Sharp (SMART Timing)

 Results available at www.mylaps.com and www.smart-timing.co.uk

Printed: 06/06/2016 20:58:07

Orbits



Qualifying Results

KMSC National Motorcycle Racing AC

Sorted on best lap time

KMSC 125's

Knockhill 1.267 miles

Warm Up

04/06/2016 10:45

Practice (10:00 Time) started at 10:22:17

Pos	No.	Name	Make/Model	CC	Class	Laps	Best Tm	Diff	Best Speed	2nd Best
1	9	Rishon HICKEY	Aprilia	RS125	F125	7	1:04.097		71.159	1:04.328
2	27	James McLAREN	Aprilia	RS125	F125	7	1:05.562	1.465	69.569	1:05.779
3	88	Lewis NICOL	Aprilia	RS125	F125	7	1:08.435	4.338	66.649	1:08.693
4	44	Murray PATTISON	Aprilia	RS125	F125	6	1:11.833	7.736	63.496	1:16.786
5	8	Cameron McPHERSON	Aprilia	RS125	F125	4	1:12.535	8.438	62.881	1:12.581
6	47	Joel BAVIDGE	Aprilia	RS125	F125	6	1:14.705	10.608	61.055	1:15.288
7	15	Finlay MILNE	Aprilia	RS125	F125	6	1:16.726	12.629	59.446	1:18.087
8	21	Marc GIBSON	Aprilia	RS125	F125	6	1:17.440	13.343	58.898	1:18.656
9	23	Keirin KELLAS	Aprilia	RS125	F125	6	1:18.223	14.126	58.309	1:18.594
10	16	Mia KELLAS	Aprilia	RS125	F125	5	1:34.044	29.947	48.500	1:36.734

Clerk of the Course.

Sig : Time :
Chief Timekeeper : Ian Sharp (SMART Timing)

Results available at www.mylaps.com and www.smart-timing.co.uk

Printed: 06/06/2016 18:09:42

Orbits



Qualifying Results

KMSC National Motorcycle Racing AC

KMSC 125's

Knockhill 1.267 miles

Warm Up

04/06/2016 10:45

Practice (10:00 Time) started at 10:22:17

Lap	Time of Day	Lap Tm	S1	S2	S3	SFSpd	S1Spd	Lap	Time of Day	Lap Tm	S1	S2	S3	SFSpd	S1Spd
(9) Rishon HICKEY								(16) Mia KELLAS							
1	10:23:59.026	1:08.980	22.094	24.939	21.947	49.894	85.270	1	10:24:16.730	1:48.179	35.697	38.604	33.878	25.238	45.839
2	10:25:04.267	1:05.241	19.427	24.329	21.485	100.460	84.412	2	10:25:56.713	1:39.983	30.029	38.009	31.945	65.471	51.821
3	10:26:09.441	1:05.174	18.966	24.611	21.597	100.011	82.039	3	10:27:34.826	1:38.113	27.234	37.844	33.035	75.657	57.016
4	10:27:14.378	1:04.937	19.026	24.401	21.510	98.979	84.625	4	10:29:11.560	1:36.734	27.110	37.291	32.333	78.672	60.132
5	10:28:18.475	1:04.097	18.776	23.934	21.387	99.272	84.306	5	10:30:45.604	1:34.044	27.104	36.203	30.737	77.402	58.456
6	10:29:22.803	1:04.328	19.443	23.809	21.076	99.272	84.732								
7	10:30:28.238	1:05.435	18.837	25.579	21.019	99.125	84.200								
(27) James McLAREN															
1	10:23:55.261	1:15.382	23.976	27.548	23.858	50.193	82.442								
2	10:25:03.435	1:08.174	19.925	25.564	22.685	99.272	81.639								
3	10:26:10.509	1:07.074	19.729	25.269	22.076	101.524	81.938								
4	10:27:16.288	1:05.779	19.319	24.427	22.033	101.678	83.260								
5	10:28:22.352	1:06.064	19.646	24.642	21.776	100.914	82.039								
6	10:29:27.914	1:05.562	19.359	24.192	22.011	100.611	83.054								
7	10:30:34.424	1:06.510	19.223	24.777	22.510	100.161	82.951								
(88) Lewis NICOL															
1	10:23:34.731	1:15.785	24.813	27.290	23.682	40.820	80.081								
2	10:24:46.052	1:11.321	20.811	26.728	23.782	98.398	81.146								
3	10:25:56.290	1:10.238	20.852	26.182	23.204	97.967	81.146								
4	10:27:04.983	1:08.693	20.613	25.680	22.400	96.005	80.465								
5	10:28:13.418	1:08.435	20.453	25.422	22.560	98.111	80.658								
6	10:29:22.994	1:09.576	20.298	25.999	23.279	98.254	80.081								
7	10:30:33.710	1:10.716	20.167	26.909	23.640	98.833	81.739								
(44) Murray PATTISON															
1	10:24:17.146	1:30.548													
2	10:25:36.307	1:19.161													
3	10:26:54.630	1:18.323													
4	10:28:18.474	1:23.844													
5	10:29:30.307	1:11.833													
6	10:30:47.093	1:16.786													
(8) Cameron McPHERSON															
1	10:23:57.059	1:18.516	25.419	28.019	25.078	46.409	78.580								
2	10:25:09.594	1:12.535	21.551	27.188	23.796	95.188	78.580								
3	10:26:24.246	1:14.652	20.895	27.619	26.138	96.419	77.851								
4	10:27:36.827	1:12.581	21.983	26.889	23.709	95.323	76.519								
(47) Joel BAVIDGE															
1	10:23:45.459	1:23.264	26.116	30.693	26.455	36.933	73.583								
2	10:25:03.786	1:18.327	22.741	29.288	26.298	86.257	74.564								
3	10:26:20.367	1:16.581	22.457	28.454	25.670	87.494	74.481								
4	10:27:35.655	1:15.288	22.658	27.674	24.956	86.479	74.564								
5	10:28:51.715	1:16.060	21.748	28.390	25.922	87.837	74.730								
6	10:30:06.420	1:14.705	21.909	27.924	24.872	85.706	74.234								
(15) Finlay MILNE															
1	10:23:52.695	1:28.347	28.030	32.604	27.713	32.388	70.123								
2	10:25:13.847	1:21.152	22.818	31.047	27.287	86.035	71.696								
3	10:26:33.523	1:19.676	23.198	29.958	26.520	85.379	70.196								
4	10:27:51.610	1:18.087	21.997	29.774	26.316	83.780	71.391								
5	10:29:11.133	1:19.523	22.190	29.943	27.390	85.706	72.081								
6	10:30:27.859	1:16.726	22.320	28.981	25.425	84.625	71.239								
(21) Marc GIBSON															
1	10:23:57.942	1:32.316	28.950	34.734	28.632	29.852	71.850								
2	10:25:18.052	1:20.110	22.998	29.432	27.680	89.957	74.897								
3	10:26:39.643	1:21.591	24.267	29.690	27.634	87.040	70.789								
4	10:27:58.299	1:18.656	22.217	29.688	26.751	86.702	73.022								
5	10:29:15.739	1:17.440	22.385	28.411	26.644	86.257	76.870								
6	10:30:34.643	1:18.904	23.719	30.328	24.857	88.649	71.089								
(23) Keirin KELLAS															
1	10:23:55.724	1:29.261	28.529	32.269	28.463	29.932	62.137								
2	10:25:17.643	1:21.919	23.071	31.111	27.737	83.260	70.565								
3	10:26:39.319	1:21.676	22.897	30.791	27.988	87.266	70.417								
4	10:27:58.129	1:18.810	22.069	29.859	26.882	87.837	71.164								
5	10:29:16.723	1:18.594	22.035	30.140	26.419	89.120	74.897								
6	10:30:34.946	1:18.223	22.490	28.946	26.787	88.068	69.614								

Clerk of the Course.

Orbits

 Sig : Time :
 Chief Timekeeper : Ian Sharp (SMART Timing)

 Results available at www.mylaps.com and www.smart-timing.co.uk

Printed: 06/06/2016 18:05:30



Qualifying Results

KMSC National Motorcycle Racing AC

Sorted on best lap time

Scottish Championship Lightweights

Knockhill 1.267 miles

Qualifying 1

04/06/2016 11:00

Qualifying (10:00 Time) started at 10:32:44

Pos	No.	Name	Make/Model	CC	Class	Laps	Best Tm	Diff	Best Speed	2nd Best
1	49	Paul McCLUNG	Kawasaki	ER6	SL	8	54.634		83.484	55.196
2	5	Gillian McGAW	Kawasaki	650	SL	11	56.062	1.428	81.358	56.648
3	15	Keith DICKIE	Kawasaki	ER6	SL	11	56.775	2.141	80.336	57.018
4	21	Grant REID	Kawasaki	ER6	SL	11	57.528	2.894	79.285	57.570
5	4	Alan GIBSON	Suzuki	SV650	SL	10	58.010	3.376	78.626	58.220
6	11	Lewis PATERSON	Suzuki	SV650	SL	10	58.242	3.608	78.313	58.562
7	24	Alex REID	Suzuki	650	SL	10	58.424	3.790	78.069	59.140
8	12	Dan JAMES	Kawasaki	ER6	SL	5	58.677	4.043	77.732	59.032
9	39	Stuart HAMILTON	Kawasaki	ER650	SL	9	59.587	4.953	76.545	59.676
10	2	Robert WOODWARD	Suzuki	SV650	SL	10	59.715	5.081	76.381	59.925
11	14	Scott GORDON	Kawasaki	ER6	SL	10	59.756	5.122	76.329	1:00.048
12	66	Kevin WATRET	Kawasaki	ER6	SL	9	1:00.176	5.542	75.796	1:00.361
13	13	Andrew BARTON	Suzuki	SV650	SL	9	1:01.568	6.934	74.082	1:01.803
14	29	Eric UTTERSON	Suzuki	SV650	SL	8	1:02.011	7.377	73.553	1:02.798
15	25	Jim PURVIS	Yamaha	FZR400	SL	8	1:02.551	7.917	72.918	1:03.113
16	16	Gerry KEIRNAN	Suzuki	SV650	SL	10	1:02.569	7.935	72.897	1:02.611
17	17	Michael CRITCHELL	Suzuki	SV650	SL	9	1:02.999	8.365	72.399	1:03.217
18	34	Charles MORRISON	Kawasaki	ZXR400	SL	9	1:09.162	14.528	65.948	1:09.928

Clerk of the Course.

Orbits

Sig : Time :
Chief Timekeeper : Ian Sharp (SMART Timing)

Results available at www.mylaps.com and www.smart-timing.co.uk

Printed: 06/06/2016 20:41:30



Qualifying Results

KMSC National Motorcycle Racing AC

Scottish Championship Lightweights

Knockhill 1.267 miles

Qualifying 1

04/06/2016 11:00

Qualifying (10:00 Time) started at 10:32:44

Lap	Time of Day	Lap Tm	S1	S2	S3	SFSpd	S1Spd
(49) Paul McCLUNG							
1	10:34:27.083	1:05.564	24.734	21.958	18.872	36.235	92.181
2	10:35:22.701	55.618	15.932	20.735	18.951	131.326	111.846
3	10:36:17.897	55.196	15.777	20.972	18.447	131.584	112.033
4	10:37:13.147	55.250	15.815	20.868	18.567	133.150	111.846
5	10:40:13.684	3:00.537	15.870	21.167	2:23.500	132.886	111.846
6	10:41:17.670	1:03.986	21.049	23.661	19.276	45.996	88.884
7	10:42:13.020	55.350	16.058	20.851	18.441	132.624	110.374
8	10:43:07.654	54.634	15.809	20.477	18.348	132.624	111.105

(5) Gillian McGAW							
1	10:33:54.459	1:04.419	19.949	23.751	20.719	51.981	108.064
2	10:34:52.578	58.119	16.632	22.004	19.483	128.805	112.033
3	10:35:51.085	58.507	16.202	22.886	19.419	132.102	112.408
4	10:36:48.150	57.065	16.238	21.820	19.007	131.070	112.786
5	10:37:44.212	56.062	16.274	21.133	18.655	131.326	113.166
6	10:38:41.271	57.059	15.976	21.756	19.327	132.362	113.549
7	10:39:40.929	59.658	16.933	22.987	19.738	127.339	112.786
8	10:40:37.577	56.648	16.469	21.334	18.845	131.584	112.220
9	10:41:34.291	56.714	16.449	21.534	18.731	132.624	112.033
10	10:42:31.595	57.304	16.330	21.156	19.818	131.842	112.976
11	10:43:28.289	56.694	16.404	21.465	18.825	131.584	113.549

(15) Keith DICKIE							
1	10:33:55.159	1:04.366	20.600	24.003	19.763	46.538	108.941
2	10:34:53.743	58.584	17.080	22.359	19.145	119.621	110.739
3	10:35:52.484	58.741	16.449	22.375	19.917	130.560	112.786
4	10:36:49.700	57.216	16.391	21.829	18.996	130.306	113.357
5	10:37:46.475	56.775	16.286	21.526	18.963	128.805	113.166
6	10:38:43.493	57.018	16.652	21.386	18.980	128.805	110.922
7	10:39:42.355	58.862	16.340	22.215	20.307	129.802	110.193
8	10:40:39.789	57.434	16.334	22.020	19.080	129.802	110.922
9	10:41:37.370	57.581	16.460	21.998	19.123	130.814	110.922
10	10:42:34.798	57.428	16.797	21.680	18.951	128.313	111.474
11	10:43:34.479	59.681	16.355	22.013	21.313	128.559	110.374

(21) Grant REID							
1	10:33:51.302	1:02.751	20.037	22.674	20.040	48.383	110.012
2	10:34:49.876	58.574	16.789	22.258	19.527	128.805	108.941
3	10:35:48.251	58.375	16.600	21.914	19.861	131.326	111.474
4	10:36:45.962	57.711	16.526	21.859	19.326	130.306	111.660
5	10:37:43.490	57.523	16.263	21.871	19.394	130.560	111.474
6	10:38:41.175	57.685	16.403	21.790	19.492	131.070	110.193
7	10:39:41.513	1:00.338	16.896	23.419	20.023	125.670	110.922
8	10:40:39.676	58.163	16.909	22.038	19.216	131.070	106.015
9	10:41:37.246	57.570	16.443	21.905	19.222	130.814	110.739
10	10:42:36.542	59.296	18.022	22.062	19.212	124.968	110.739
11	10:43:35.528	58.986	16.838	22.225	19.923	130.560	109.296

(4) Alan GIBSON							
1	10:33:54.369	1:04.656	19.962	23.843	20.851	52.716	105.515
2	10:34:57.361	1:02.992	18.162	23.900	20.930	123.360	103.882
3	10:35:56.584	59.223	16.912	22.580	19.731	122.014	106.859
4	10:36:54.594	58.010	16.448	22.258	19.304	124.044	107.372
5	10:37:53.315	58.721	16.712	22.489	19.520	122.236	108.064
6	10:38:53.787	1:00.472	17.058	23.787	19.627	125.201	106.183
7	10:39:52.007	58.220	16.322	22.405	19.493	123.360	107.030
8	10:40:50.991	58.984	16.856	22.423	19.705	122.236	105.515
9	10:41:50.203	59.212	17.154	22.483	19.575	123.815	104.204
10	10:42:49.043	58.840	16.848	22.476	19.516	122.014	107.030

(11) Lewis PATERSON							
1	10:34:11.415	1:06.745	20.945	24.528	21.272	49.127	98.398
2	10:35:11.613	1:00.198	16.988	22.850	20.360	120.480	104.692
3	10:36:11.629	1:00.016	16.998	22.783	20.235	122.908	104.692
4	10:37:12.079	1:00.450	17.066	23.033	20.351	122.014	100.011
5	10:38:11.018	58.939	16.752	22.238	19.949	124.044	103.882
6	10:39:09.984	58.966	16.872	22.085	20.009	121.792	104.366
7	10:40:08.546	58.562	16.834	21.975	19.753	120.915	103.882
8	10:41:08.079	59.533	16.752	22.049	20.732	121.352	104.043
9	10:42:06.321	58.242	16.659	21.832	19.751	120.480	104.043
10	10:43:11.234	1:04.913	20.961	24.081	19.871	117.940	71.164

(24) Alex REID							
1	10:33:54.852	1:05.961	20.647	24.486	20.828	47.426	100.611
2	10:34:57.816	1:02.964	17.632	24.187	21.145	121.792	101.371
3	10:35:57.229	59.413	17.287	22.359	19.767	119.196	101.371
4	10:36:56.369	59.140	16.870	22.462	19.808	122.014	101.832
5	10:37:55.765	59.396	17.041	22.683	19.672	121.352	102.298
6	10:38:55.270	59.505	16.891	22.870	19.744	121.792	101.524
7	10:39:56.197	1:00.927	16.981	23.327	20.619	122.908	101.832
8	10:40:55.977	59.780	17.283	22.775	19.722	121.352	101.678
9	10:41:56.108	1:00.131	17.074	23.246	19.811	117.733	98.254
10	10:42:54.532	58.424	16.720	22.044	19.660	121.352	101.987

(12) Dan JAMES							
1	10:33:52.036	1:03.873	20.588	23.148	20.137	48.593	102.611
2	10:34:52.804	1:00.768	17.269	22.848	20.651	125.435	103.561
3	10:35:51.950	59.146	16.919	22.625	19.602	124.044	105.848
4	10:36:50.627	58.677	16.901	22.458	19.318	126.618	107.030
5	10:37:49.659	59.032	16.973	22.204	19.855	126.618	105.184

(39) Stuart HAMILTON							
1	10:33:57.526	1:05.775	21.145	24.240	20.390	52.224	104.856
2	10:34:58.758	1:01.232	17.495	23.368	20.369	124.504	106.351
3	10:36:00.825	1:02.067	17.455	24.029	20.583	124.273	106.183
4	10:37:00.501	59.676	17.113	22.723	19.840	124.044	106.183
5	10:38:00.699	1:00.198	17.345	22.849	20.004	124.735	106.183
6	10:39:00.598	59.899	17.213	22.722	19.964	124.504	106.183
7	10:40:01.984	1:01.386	17.372	23.748	20.266	120.480	106.351
8	10:41:01.571	59.587	17.083	22.557	19.947	124.044	106.183
9	10:42:01.492	59.921	17.155	22.827	19.939	124.504	105.349

(2) Robert WOODWARD							
1	10:33:51.374	1:04.506	20.034	24.081	20.391	56.440	98.833
2	10:34:51.991	1:00.617	17.329	23.268	20.020	118.985	100.762
3	10:35:52.871	1:00.880	16.922	23.247	20.711	119.196	101.832
4	10:36:53.204	1:00.333	17.124	23.005	20.204	117.940	101.371
5	10:37:53.445	1:00.241	17.133	22.986	20.122	118.565	101.678
6	10:38:54.709	1:01.264	17.517	23.546	20.201	118.565	100.310
7	10:39:55.901	1:01.192	16.807	23.721	20.664	117.526	101.987
8	10:40:55.826	59.925	16.991	22.999	19.935	118.356	100.011
9	10:41:55.988	1:00.162	17.093	23.129	19.940	118.775	97.540
10	10:42:55.703	59.715	17.064	22.755	19.896	118.775	98.398

(14) Scott GORDON							
1	10:33:55.290	1:05.869	21.297	23.937	20.635	45.964	96.419
2	10:34:58.045	1:02.755	17.852	23.844	21.059	109.653	99.125
3	10:35:59.063	1:01.018	17.881	23.176	19.961	115.703	100.011
4	10:36:59.111	1:00.048	17.333	22.660	20.055	115.703	98.833
5	10:37:59.615	1:00.504	17.312	22.948	20.244	114.323	98.543
6	10:39:00.052	1:00.437	17.391	22.949	20.097	116.304	96.836
7	10:40:02.517	1:02.465	18.446	23.430	20.589	107.890	98.833
8	10:41:03.022	1:00.505	17.464	22.765	20.276	115.504	99.125
9	10:42:02.778	59.756	17.244	22.589	19.923	113.166	97.824
10	10:43:03.089	1:00.311	17.149	23.241	19.921	115.504	96.836

(66) Kevin WATRET							
1	10:33:50.615	1:04.286	19.549	24.326	20.411	54.826	102.768
2	10:34:50.976	1:00.361	17.180	23.555	19.626	124.735	106.351
3	10:35:51.152	1:00.176	16.944	23.499	19.733	126.142	107.030
4	10:36:52.214	1:01.062	17.129	24.157	19.776	125.435	105.515
5	10:37:52.661	1:00.447	17.043	23.457	19.947	126.142	106.689
6	10:38:53.755	1:01.094	17.59				

Qualifying Results

KMSC National Motorcycle Racing AC

Scottish Championship Lightweights

Knockhill 1.267 miles

Qualifying 1

04/06/2016 11:00

Qualifying (10:00 Time) started at 10:32:44

Lap	Time of Day	Lap Tm	S1	S2	S3	SFSpd	S1Spd	Lap	Time of Day	Lap Tm	S1	S2	S3	SFSpd	S1Spd
9	10:42:24.378	1:01.568	17.269	23.741	20.558	119.835	102.298								
(29) Eric UTTERSON															
1	10:34:01.722	1:08.516	21.472	25.753	21.291	47.934	95.188								
2	10:35:05.384	1:03.662	18.132	24.488	21.042	120.915	98.111								
3	10:36:08.401	1:03.017	17.865	24.174	20.978	120.915	100.460								
4	10:37:11.706	1:03.305	18.076	24.388	20.841	121.352	101.678								
5	10:38:13.717	1:02.011	17.427	24.023	20.561	122.014	99.863								
6	10:39:16.515	1:02.798	17.244	24.487	21.067	122.014	101.524								
7	10:40:19.760	1:03.245	18.017	24.272	20.956	122.236	99.125								
8	10:41:22.866	1:03.106	17.719	24.067	21.320	119.621	104.043								
(25) Jim PURVIS															
1	10:33:54.489	1:06.819	21.112	24.334	21.373	48.279	98.254								
2	10:34:57.836	1:03.347	17.685	23.802	21.860	120.915	101.524								
3	10:36:00.970	1:03.134	17.868	24.237	21.029	119.835	101.371								
4	10:37:03.521	1:02.551	17.890	23.672	20.989	114.129	102.926								
5	10:38:06.749	1:03.228	17.708	24.273	21.247	121.352	101.678								
6	10:39:09.913	1:03.164	18.028	24.206	20.930	122.459	101.832								
7	10:40:13.026	1:03.113	18.013	23.917	21.183	121.352	100.762								
8	10:41:16.371	1:03.345	17.692	23.917	21.736	121.792	103.242								
(16) Gerry KEIRNAN															
1	10:34:06.405	1:11.349	23.337	26.098	21.914	46.345	90.198								
2	10:35:10.159	1:03.754	17.902	24.344	21.508	120.480	102.454								
3	10:36:13.935	1:03.776	17.977	24.595	21.204	121.352	103.721								
4	10:37:17.419	1:03.484	17.941	24.335	21.208	123.587	103.242								
5	10:38:20.741	1:03.322	17.823	24.261	21.238	122.014	101.987								
6	10:39:23.873	1:03.132	17.862	24.143	21.127	120.915	102.454								
7	10:40:26.606	1:02.733	17.867	24.015	20.851	118.147	103.561								
8	10:41:29.175	1:02.569	17.822	23.670	21.077	123.133	104.529								
9	10:42:31.786	1:02.611	17.821	23.663	21.127	122.014	104.529								
10	10:43:34.620	1:02.834	17.488	23.709	21.637	123.815	106.689								
(17) Michael CRITCHELL															
1	10:34:14.570	1:12.331	23.295	26.464	22.572	39.779	94.385								
2	10:35:23.826	1:09.256	19.480	26.830	22.946	115.903	97.824								
3	10:36:27.893	1:04.067	18.529	24.391	21.147	116.709	100.914								
4	10:37:32.021	1:04.128	18.568	24.441	21.119	118.775	100.611								
5	10:38:35.832	1:03.811	18.136	24.378	21.297	119.835	101.832								
6	10:39:42.963	1:07.131	20.070	25.076	21.985	100.762	97.967								
7	10:40:46.180	1:03.217	18.161	24.014	21.042	120.265	101.524								
8	10:41:49.179	1:02.999	18.279	24.093	20.627	119.621	100.762								
9	10:42:53.948	1:04.769	19.774	24.378	20.617	119.835	98.111								
(34) Charles MORRISON															
1	10:34:12.189	1:17.699	24.955	28.177	24.567	42.446	78.305								
2	10:35:24.484	1:12.295	20.874	27.179	24.242	100.460	81.540								
3	10:36:34.412	1:09.928	19.820	26.665	23.443	101.524	88.416								
4	10:37:44.928	1:10.516	19.664	26.660	24.192	104.204	84.306								
5	10:38:55.189	1:10.261	19.800	26.513	23.948	100.011	87.608								
6	10:40:05.677	1:10.488	19.914	26.378	24.196	100.011	86.035								
7	10:41:14.839	1:09.162	19.706	26.305	23.151	104.692	85.379								
8	10:42:25.963	1:11.124	19.651	26.088	25.385	102.926	85.596								
9	10:43:36.503	1:10.540	19.478	26.595	24.467	99.125	87.494								

Clerk of the Course.

Sig : Time :
Chief Timekeeper : Ian Sharp (SMART Timing)

Results available at www.mylaps.com and www.smart-timing.co.uk

Orbits



Qualifying Results

KMSC National Motorcycle Racing AC

Sorted on best lap time

Scottish Championship Lightweights

Knockhill 1.267 miles

Qualifying 2

04/06/2016 11:15

Qualifying (10:00 Time) started at 10:45:20

Pos	No.	Name	Make/Model	CC	Class	Laps	Best Tm	Diff	Best Speed	2nd Best
1	142	Marc IRONSIDE	Kawasaki	ER6	SL	10	55.504		82.176	55.536
2	119	Kristopher DUNCAN	Kawasaki	ER6	SL	6	55.596	0.092	82.040	55.613
3	155	Scott CAMPBELL	Kawasaki	ER6 650	SL	11	55.731	0.227	81.841	55.823
4	149	James ALDERSON	Honda	Moto 3	SL	10	59.831	4.327	76.233	1:00.084
5	51	Kris WOODS	Suzuki	SV650	SL	8	1:00.007	4.503	76.009	1:00.286
6	55	Tom ROBINSON	Aprilia	RRV 450	SL	10	1:00.124	4.620	75.861	1:00.182
7	800	Gordon CLARK	Kawasaki	ZXR400	SL	10	1:00.124	4.620	75.861	1:00.293
8	189	Gary CRAIG	Suzuki	SV650	SL	10	1:00.611	5.107	75.252	1:01.061
9	79	Ashley ROBSON	Kawasaki	ZXR400	SL	10	1:00.738	5.234	75.095	1:00.904
10	73	Ray MALONEY	Kawasaki	ER6	SL	10	1:00.941	5.437	74.844	1:01.798
11	77	Steven CRICHTON	Suzuki	SV650	SL	10	1:02.146	6.642	73.393	1:02.813
12	89	Craig ROSS	Suzuki	SV650	SL	4	1:02.484	6.980	72.996	1:02.631
13	74	Christine WATSON	Suzuki	SV650	SL	9	1:02.932	7.428	72.477	1:03.133
14	112	Gordon MILLAR	Suzuki	SV650	SL	10	1:03.686	8.182	71.618	1:04.175
15	117	Lianne MAYHEW	Kawasaki	ZX6R 400	SL	9	1:04.876	9.372	70.305	1:05.781
16	90	Dean CRAWFORD	Suzuki	SV650	SL	4	1:04.910	9.406	70.268	1:07.611
17	61	Wattie BROWN	Honda	CBR 400	SL	9	1:05.250	9.746	69.902	1:06.565
18	118	Rod WALKER	Kawasaki	ZXR400	SL	9	1:05.983	10.479	69.125	1:06.311
19	20	Michael JAMIESON	Kawasaki	ZXR400	SL	9	1:08.368	12.864	66.714	1:08.807
20	71	Neil McCLURE	Suzuki	SV650	SL	1	1:11.779	16.275	63.544	
21	194	Robyn LINDSAY	Kawasaki	ZXR400	SL	8	1:15.802	20.298	60.171	1:15.807

Clerk of the Course.

Orbits

Sig : Time :
Chief Timekeeper : Ian Sharp (SMART Timing)

Results available at www.mylaps.com and www.smart-timing.co.uk



Qualifying Results

KMSC National Motorcycle Racing AC

Scottish Championship Lightweights

Knockhill 1.267 miles

Qualifying 2

04/06/2016 11:15

Qualifying (10:00 Time) started at 10:45:20

Lap	Time of Day	Lap Tm	S1	S2	S3	SFSpd	S1Spd	Lap	Time of Day	Lap Tm	S1	S2	S3	SFSpd	S1Spd	
(142) Marc IRONSIDE																
1	10:46:26.357	1:01.943	19.496	22.276	20.171	54.470	107.717	6	10:51:44.908	1:00.293	17.149	23.009	20.135	123.815	104.529	
2	10:47:21.930	55.573	15.998	21.130	18.445	127.098	111.105	7	10:52:45.032	1:00.124	16.996	23.276	19.852	124.968	104.856	
3	10:48:17.906	55.976	16.330	21.037	18.609	132.362	111.290	8	10:53:45.612	1:00.580	16.922	23.432	20.226	124.504	103.084	
4	10:49:13.510	55.604	16.018	20.950	18.636	130.814	110.374	9	10:54:47.712	1:02.100	17.953	23.386	20.761	115.107	101.371	
5	10:50:10.431	56.921	16.291	21.785	18.845	131.842	102.142	10	10:55:50.916	1:03.204	18.620	23.841	20.743	106.351	97.540	
6	10:51:06.081	55.650	16.137	20.990	18.523	131.584	110.556	(189) Gary CRAIG								
7	10:52:03.341	57.260	16.448	21.748	19.064	131.326	110.374	1	10:46:26.547	1:03.672	19.674	23.404	20.594	56.063	102.611	
8	10:52:59.210	55.869	16.626	20.802	18.441	129.802	110.556	2	10:47:27.158	1:00.611	17.033	23.231	20.347	123.360	104.366	
9	10:53:54.746	55.536	15.882	21.492	18.162	130.814	112.220	3	10:48:28.263	1:01.105	17.216	23.155	20.734	122.236	104.856	
10	10:54:50.250	55.504	16.182	21.030	18.292	131.584	110.922	4	10:49:31.011	1:02.748	17.384	24.283	21.081	122.236	100.914	
(119) Kristopher DUNCAN																
1	10:46:26.175	1:02.603	19.338	23.240	20.025	54.603	106.859	5	10:50:32.072	1:01.061	17.463	23.210	20.388	116.304	102.611	
2	10:47:21.867	55.692	16.043	21.019	18.630	126.142	109.118	6	10:51:34.028	1:01.956	17.324	23.804	20.828	122.459	102.611	
3	10:48:17.853	55.986	16.032	20.982	18.972	129.551	110.012	7	10:52:37.033	1:03.005	17.412	24.910	20.683	122.459	101.218	
4	10:49:13.449	55.596	16.018	20.886	18.692	129.053	110.193	8	10:53:38.140	1:01.107	17.417	23.610	20.080	122.014	103.402	
5	10:50:10.368	56.919	16.051	21.895	18.973	130.814	110.739	9	10:54:39.382	1:01.242	17.360	23.520	20.362	123.587	100.914	
6	10:51:05.981	55.613	16.047	20.878	18.688	130.306	110.374	10	10:55:41.451	1:02.069	17.577	24.042	20.450	120.915	102.454	
(155) Scott CAMPBELL																
1	10:46:21.465	59.952	18.837	22.219	18.896	59.440	103.402	(79) Ashley ROBSON								
2	10:47:17.356	55.891	16.070	21.186	18.635	128.313	108.764	1	10:46:51.697	1:12.964	24.735	26.419	21.810	42.312	89.716	
3	10:48:14.425	57.069	16.122	21.180	19.767	129.802	109.296	2	10:47:57.894	1:06.197	18.832	25.817	21.548	110.739	100.310	
4	10:49:10.332	55.907	16.157	21.029	18.721	129.551	109.118	3	10:49:03.019	1:05.125	17.775	25.469	21.881	114.323	97.540	
5	10:50:07.496	57.164	16.887	21.229	19.048	130.814	109.474	4	10:50:05.531	1:02.512	18.185	23.232	21.095	107.201	100.762	
6	10:51:04.612	57.116	15.955	21.618	19.543	130.560	110.739	5	10:51:06.435	1:00.904	17.338	23.287	20.279	117.116	102.768	
7	10:52:01.146	56.534	16.145	21.675	18.714	127.339	108.941	6	10:52:10.091	1:03.656	17.409	25.038	21.209	117.526	103.402	
8	10:52:56.969	55.823	15.883	20.809	19.131	128.805	109.296	7	10:53:11.127	1:01.036	17.451	23.274	20.311	115.107	100.310	
9	10:53:54.095	57.126	16.314	22.110	18.702	129.053	110.922	8	10:54:12.530	1:01.403	17.416	23.696	20.291	117.940	101.066	
10	10:54:49.826	55.731	16.130	21.073	18.528	129.802	109.832	9	10:55:13.268	1:00.738	17.221	23.091	20.426	116.912	100.460	
11	10:55:46.124	56.298	16.405	21.372	18.521	129.302	111.474	10	10:56:14.304	1:01.036	17.701	23.106	20.229	110.374	98.111	
(149) James ALDERSON																
1	10:46:45.994	1:12.136	23.353	26.410	22.373	37.015	96.419	(73) Ray MALONEY								
2	10:47:49.033	1:03.039	18.524	23.437	21.078	117.526	98.543	1	10:46:39.258	1:10.753	24.106	25.391	21.256	43.576	80.465	
3	10:48:51.526	1:02.493	17.658	23.751	21.084	115.703	99.419	2	10:47:41.056	1:01.798	17.825	23.431	20.542	116.103	99.863	
4	10:49:51.985	1:00.459	17.834	22.583	20.042	116.304	98.254	3	10:48:43.539	1:02.483	17.909	23.887	20.687	116.912	101.987	
5	10:50:53.472	1:01.487	18.616	22.459	20.412	117.321	96.143	4	10:49:46.479	1:02.940	17.933	24.356	20.651	119.621	97.257	
6	10:51:53.303	59.831	17.694	22.361	19.776	117.116	98.833	5	10:50:48.318	1:01.839	17.878	23.521	20.440	117.116	101.832	
7	10:52:54.445	1:01.142	17.735	22.553	20.854	117.940	99.419	6	10:51:50.721	1:02.403	18.001	23.523	20.879	120.915	99.272	
8	10:53:54.529	1:00.084	18.035	22.123	19.926	113.935	99.566	7	10:52:52.756	1:02.035	18.497	22.973	20.565	120.049	98.833	
9	10:54:55.181	1:00.652	17.431	22.971	20.250	116.709	101.066	8	10:53:53.697	1:00.941	17.584	23.044	20.313	117.940	100.611	
10	10:55:56.796	1:01.615	17.594	23.988	20.033	116.709	99.272	9	10:54:57.011	1:03.314	17.463	23.514	22.337	118.565	97.967	
(51) Kris WOODS																
1	10:46:42.841	1:13.129	23.500	27.481	22.148	42.339	86.368	10	10:56:01.042	1:04.031	17.941	23.464	22.626	118.775	98.543	
2	10:47:44.643	1:01.802	17.692	23.925	20.185	122.908	102.454	(77) Steven CRICHTON								
3	10:48:45.902	1:01.259	17.080	23.764	20.415	125.201	104.043	1	10:46:36.226	1:10.680	22.675	26.277	21.728	42.716	92.308	
4	10:49:46.676	1:00.774	17.168	23.585	20.021	124.273	104.529	2	10:47:39.975	1:03.749	18.404	24.413	20.932	116.709	98.979	
5	10:50:47.572	1:00.896	17.301	23.510	20.085	119.621	101.678	3	10:48:43.210	1:02.235	17.986	24.264	20.985	118.565	100.460	
6	10:51:47.579	1:00.007	16.981	23.141	19.885	123.587	103.084	4	10:49:46.385	1:03.175	18.021	24.332	20.822	115.504	100.310	
7	10:52:47.865	1:00.286	17.162	23.179	19.945	123.587	101.218	5	10:50:49.315	1:02.930	18.197	24.627	20.106	116.103	98.688	
8	10:53:48.275	1:00.410	16.980	23.232	20.198	117.940	100.762	6	10:51:51.461	1:02.146	18.015	23.643	20.488	118.985	100.161	
(55) Tom ROBINSON																
1	10:46:44.725	1:11.758	23.748	26.583	21.427	40.208	92.308	7	10:52:54.311	1:02.850	17.923	23.982	20.945	117.940	98.111	
2	10:47:48.933	1:04.208	19.009	23.978	21.221	111.846	99.125	8	10:53:58.046	1:03.735	18.021	24.573	21.141	115.305	101.524	
3	10:48:52.088	1:03.155	18.019	24.060	21.076	117.321	93.465	9	10:55:00.859	1:02.813	18.139	23.835	20.839	115.903	98.833	
4	10:49:56.104	1:04.016	18.279	24.747	20.990	117.940	90.932	10	10:56:04.406	1:03.547	17.656	24.849	21.042	116.506	100.914	
5	10:50:56.839	1:00.735	17.086	23.259	20.390	118.565	99.272	(89) Craig ROSS								
6	10:51:57.021	1:00.182	17.287	22.814	20.081	118.356	100.762	1	10:46:29.680	1:05.589	20.552	24.037	21.000	54.470	94.785	
7	10:52:57.145	1:00.124	16.944	22.904	20.276	120.265	100.762	2	10:47:33.173	1:03.493	18.138	24.278	21.077	114.129	93.857	
8	10:53:59.077	1:01.932	17.520	23.697	20.715	117.526	97.257	3	10:48:35.804	1:02.631	17.936	23.735	20.960	120.480	98.833	
9	10:55:01.618	1:02.541	17.371	24.129	21.041	116.304	99.566	4	10:49:38.288	1:02.484	17.854	23.810	20.820	120.915	97.257	
10	10:56:05.599	1:03.981	17.338	24.868	21.775	116.912	97.540	(74) Christine WATSON								
(800) Gordon CLARK																
1	10:46:38.239	1:11.244	24.094	25.256	21.894	37.935	90.564	1	10:46:44.469	1:13.484	23.581	28.071	21.832	44.413	96.143	
2	10:47:40.557	1:02.318	17.609	23.979	20.730	117.116	102.454	2	10:47:52.405	1:07.936	19.909	26.388	21.639	113.549	96.419	
3	10:48:43.140	1:02.583	17.592	24.229	20.762	111.474	95.731	3	10:48:57.488	1:05.083	18.553	25.073	21.457	115.903	98.111	
4	10:49:43.921	1:00.781	17.009	23.291	20.481	121.133	104.043	4	10:50:02.313	1:04.825	18.825	24.726	21.274	114.518	97.967	
5	10:50:44.615	1:00.694	17.271	23.070	20.353	124.273	93.857	5	10:51:06.070	1:03.757	18.215	24.228	21.314			

Qualifying Results

KMSC National Motorcycle Racing AC

Scottish Championship Lightweights

Knockhill 1.267 miles

Qualifying 2

04/06/2016 11:15

Qualifying (10:00 Time) started at 10:45:20

Lap	Time of Day	Lap Tm	S1	S2	S3	SFSpd	S1Spd	Lap	Time of Day	Lap Tm	S1	S2	S3	SFSpd	S1Spd
3	10:48:51.442	1:04.339	18.754	24.442	21.143	110.922	97.257								
4	10:49:56.030	1:04.588	18.832	24.474	21.282	113.357	97.257								
5	10:51:00.774	1:04.744	18.707	24.551	21.486	110.193	98.833								
6	10:52:05.262	1:04.488	18.774	24.486	21.228	112.786	90.198								
7	10:53:09.437	1:04.175	18.389	24.319	21.467	114.129	99.566								
8	10:54:14.058	1:04.621	18.486	24.981	21.154	114.518	98.398								
9	10:55:17.744	1:03.686	18.230	24.142	21.314	115.305	100.460								
10	10:56:21.937	1:04.193	18.332	24.494	21.367	114.129	99.125								

(117) Lianne MAYHEW

1	10:46:54.149	1:16.280	25.300	27.949	23.031	39.061	88.416
2	10:48:01.001	1:06.852	19.684	25.453	21.715	107.717	95.188
3	10:49:10.553	1:09.552	19.498	27.103	22.951	112.408	88.416
4	10:50:19.724	1:09.171	19.314	27.711	22.146	112.597	86.257
5	10:51:25.647	1:05.923	19.332	25.027	21.564	111.660	93.465
6	10:52:31.430	1:05.783	19.042	25.148	21.593	110.922	94.919
7	10:53:37.211	1:05.781	19.125	24.965	21.691	110.739	94.651
8	10:54:45.544	1:08.333	19.469	25.970	22.894	110.922	93.465
9	10:55:50.420	1:04.876	18.722	24.678	21.476	110.739	95.323

(90) Dean CRAWFORD

1	10:46:43.497	1:16.773	25.098	27.770	23.905	37.786	91.552
2	10:47:51.108	1:07.611	20.347	26.296	20.968	98.398	93.335
3	10:48:56.018	1:04.910	18.880	24.923	21.107	119.835	97.824
4	10:50:13.544	1:17.526	27.035	28.223	22.268	93.595	62.717

(61) Wattie BROWN

1	10:46:50.627	1:15.668	24.754	27.798	23.116	37.323	90.686
2	10:48:00.127	1:09.500	20.366	26.177	22.957	111.474	89.957
3	10:49:08.823	1:08.696	19.675	26.127	22.894	112.408	92.818
4	10:50:15.460	1:06.637	19.054	25.223	22.360	113.357	94.785
5	10:51:23.595	1:08.135	20.580	25.729	21.826	110.193	85.054
6	10:52:30.160	1:06.565	18.878	25.732	21.955	112.597	93.076
7	10:53:36.828	1:06.668	19.136	25.290	22.242	112.408	93.465
8	10:54:45.750	1:08.922	19.045	25.966	23.911	112.408	94.252
9	10:55:51.000	1:05.250	18.993	25.000	21.257	109.474	95.731

(118) Rod WALKER

1	10:46:48.403	1:16.351	25.213	27.470	23.668	40.622	88.068
2	10:47:55.728	1:07.325	19.122	25.572	22.631	105.681	91.427
3	10:49:02.737	1:07.009	19.463	25.473	22.073	106.183	88.299
4	10:50:10.222	1:07.485	19.840	25.212	22.433	107.890	87.153
5	10:51:16.533	1:06.311	19.194	25.166	21.951	105.515	90.809
6	10:52:23.019	1:06.486	19.283	25.246	21.957	106.520	88.767
7	10:53:30.420	1:07.401	19.282	25.424	22.695	105.681	88.532
8	10:54:37.237	1:06.817	19.363	25.317	22.137	105.681	88.299
9	10:55:43.220	1:05.983	18.959	25.396	21.628	107.201	89.120

(20) Michael JAMIESON

1	10:46:48.003	1:19.899	24.322	30.590	24.987	40.770	73.907
2	10:48:00.279	1:12.276	20.234	27.828	24.214	105.349	79.795
3	10:49:10.413	1:10.134	19.918	26.942	23.274	103.882	82.747
4	10:50:20.601	1:10.188	19.295	27.533	23.360	110.374	80.755
5	10:51:29.780	1:09.179	19.383	27.002	22.794	113.935	78.857
6	10:52:39.394	1:09.614	19.210	27.264	23.140	115.903	80.081
7	10:53:48.201	1:08.807	19.148	26.560	23.099	111.660	82.442
8	10:54:57.318	1:09.117	19.211	27.027	22.879	113.935	83.157
9	10:56:05.686	1:08.368	19.216	26.308	22.844	111.290	83.885

(71) Neil McCLURE

1	10:46:42.190	1:11.779	22.906	26.858	22.015	42.608	95.188
---	--------------	----------	--------	--------	--------	--------	--------

(194) Robyn LINDSAY

1	10:47:00.180	1:23.087	26.850	30.502	25.735	39.545	76.694
2	10:48:19.966	1:19.786	23.012	30.115	26.659	94.785	79.795
3	10:49:38.756	1:18.790	22.591	30.104	26.095	93.726	78.305
4	10:50:56.680	1:17.924	22.529	29.917	25.478	91.677	78.397
5	10:52:13.876	1:17.196	22.378	29.577	25.241	95.459	77.313
6	10:53:30.611	1:16.735	22.363	29.609	24.763	95.731	78.488
7	10:54:46.418	1:15.807	21.843	29.077	24.887	94.120	79.136
8	10:56:02.220	1:15.802	21.900	28.933	24.969	92.690	81.244

Clerk of the Course.

Sig : Time :
Chief Timekeeper : Ian Sharp (SMART Timing)
Results available at www.mylaps.com and www.smart-timing.co.uk

Printed: 06/06/2016 20:42:27

Orbits



Qualifying Results

KMSC National Motorcycle Racing AC

Scottish Championship Lightweights

Knockhill 1.267 miles

Qualifying - Combined

Pos	No.	Name	Make/Model	CC	Class	Overall BestTm
1	49	Paul McCLUNG	Kawasaki	ER6	SL	54.634
2	142	Marc IRONSIDE	Kawasaki	ER6	SL	55.504
3	119	Kristopher DUNCAN	Kawasaki	ER6	SL	55.596
4	155	Scott CAMPBELL	Kawasaki	ER6 650	SL	55.731
5	5	Gillian McGAW	Kawasaki	650	SL	56.062
6	15	Keith DICKIE	Kawasaki	ER6	SL	56.775
7	21	Grant REID	Kawasaki	ER6	SL	57.528
8	4	Alan GIBSON	Suzuki	SV650	SL	58.010
9	11	Lewis PATERSON	Suzuki	SV650	SL	58.242
10	24	Alex REID	Suzuki	650	SL	58.424
11	12	Dan JAMES	Kawasaki	ER6	SL	58.677
12	39	Stuart HAMILTON	Kawasaki	ER650	SL	59.587
13	2	Robert WOODWARD	Suzuki	SV650	SL	59.715
14	14	Scott GORDON	Kawasaki	ER6	SL	59.756
15	149	James ALDERSON	Honda	Moto 3	SL	59.831
16	51	Kris WOODS	Suzuki	SV650	SL	1:00.007
17	55	Tom ROBINSON	Aprilia	RRV 450	SL	1:00.124
18	800	Gordon CLARK	Kawasaki	ZXR400	SL	1:00.124
19	66	Kevin WATRET	Kawasaki	ER6	SL	1:00.176
20	189	Gary CRAIG	Suzuki	SV650	SL	1:00.611
21	79	Ashley ROBSON	Kawasaki	ZXR400	SL	1:00.738
22	73	Ray MALONEY	Kawasaki	ER6	SL	1:00.941
23	13	Andrew BARTON	Suzuki	SV650	SL	1:01.568
24	29	Eric UTTERSON	Suzuki	SV650	SL	1:02.011
25	77	Steven CRICHTON	Suzuki	SV650	SL	1:02.146
26	89	Craig ROSS	Suzuki	SV650	SL	1:02.484
27	25	Jim PURVIS	Yamaha	FZR400	SL	1:02.551
28	16	Gerry KEIRNAN	Suzuki	SV650	SL	1:02.569
29	74	Christine WATSON	Suzuki	SV650	SL	1:02.932
30	17	Michael CRITCHELL	Suzuki	SV650	SL	1:02.999
31	112	Gordon MILLAR	Suzuki	SV650	SL	1:03.686
32	117	Lianne MAYHEW	Kawasaki	ZX6R 400	SL	1:04.876
33	90	Dean CRAWFORD	Suzuki	SV650	SL	1:04.910
34	61	Wattie BROWN	Honda	CBR 400	SL	1:05.250
35	118	Rod WALKER	Kawasaki	ZXR400	SL	1:05.983
36	20	Michael JAMIESON	Kawasaki	ZXR400	SL	1:08.368
37	34	Charles MORRISON	Kawasaki	ZXR400	SL	1:09.162
38	71	Neil McCLURE	Suzuki	SV650	SL	1:11.779
39	194	Robyn LINDSAY	Kawasaki	ZXR400	SL	1:15.802

Clerk of the Course.

Sig : Time :
Chief Timekeeper : Ian Sharp (SMART Timing)

Results available at www.mylaps.com and www.smart-timing.co.uk

Printed: 06/06/2016 20:42:45

Orbits



KMSC National Motorcycle Racing AC

Scottish Championship Lightweights

Knockhill 1.267 miles

Race 1 - 1st Race

04/06/2016 13:00

Race (10 Laps) started at 12:55:11

POLE POSITION

3	2	1	1
119 Kristopher DUNCAN 55.596	142 Marc IRONSIDE 55.504	49 Paul McCLUNG 54.634	1
6	5	4	2
15 Keith DICKIE 56.775	5 Gillian McGAW 56.062	155 Scott CAMPBELL 55.731	2
9	8	7	3
11 Lewis PATERSON 58.242	4 Alan GIBSON 58.010	21 Grant REID 57.528	3
12	11	10	4
2 Robert WOODWARD 59.715	39 Stuart HAMILTON 59.587	24 Alex REID 58.424	4
15	14	13	5
51 Kris WOODS 1:00.007	149 James ALDERSON 59.831	14 Scott GORDON 59.756	5
18	17	16	6
66 Kevin WATRET 1:00.176	800 Gordon CLARK 1:00.124	55 Tom ROBINSON 1:00.124	6
21	20	19	7
73 Ray MALONEY 1:00.941	79 Ashley ROBSON 1:00.738	189 Gary CRAIG 1:00.611	7
24	23	22	8
77 Steven CRICHTON 1:02.146	29 Eric UTTERSON 1:02.011	13 Andrew BARTON 1:01.568	8
27	26	25	9
16 Gerry KEIRNAN 1:02.569	25 Jim PURVIS 1:02.551	89 Craig ROSS 1:02.484	9
30	29	28	10
112 Gordon MILLAR 1:03.686	17 Michael CRITCHELL 1:02.999	74 Christine WATSON 1:02.932	10

Clerk of the Course.

Orbits

Sig : Time :
 Chief Timekeeper : Ian Sharp (SMART Timing)
 Results available at www.mylaps.com and www.smart-timing.co.uk



KMSC National Motorcycle Racing AC


Scottish Championship Lightweights

Knockhill 1.267 miles

Race 1 - 1st Race

04/06/2016 13:00

Race (10 Laps) started at 12:55:11



33 61 Wattie BROWN 1st Res	32 90 Dean CRAWFORD 1:04.910	31 117 Lianne MAYHEW 1:04.876	11
36 34 Charles MORRISON 4th Res	35 20 Michael JAMIESON 3rd Res	34 118 Rod WALKER 2nd Res	12
	38 194 Robyn LINDSAY 6th Res	37 71 Neil McCLURE 5th Res	13

Clerk of the Course.

Sig : Time :

Chief Timekeeper : Ian Sharp (SMART Timing)

Results available at www.mylaps.com and www.smart-timing.co.uk

Orbits



KMSC National Motorcycle Racing AC

Scottish Championship Lightweights

Knockhill 1.267 miles

Race 20 - 2nd Race

05/06/2016 13:00

Race (10 Laps) started at 12:33:31

POLE POSITION

3	2	1	1
119 Kristopher DUNCAN 55.596	142 Marc IRONSIDE 55.504	49 Paul McCLUNG 54.634	1
6	5	4	2
15 Keith DICKIE 56.775	5 Gillian McGAW 56.062	155 Scott CAMPBELL 55.731	2
9	8	7	3
11 Lewis PATERSON 58.242	4 Alan GIBSON 58.010	21 Grant REID 57.528	3
12	11	10	4
2 Robert WOODWARD 59.715	39 Stuart HAMILTON 59.587	24 Alex REID 58.424	4
15	14	13	5
51 Kris WOODS 1:00.007	149 James ALDERSON 59.831	14 Scott GORDON 59.756	5
18	17	16	6
66 Kevin WATRET 1:00.176	800 Gordon CLARK 1:00.124	55 Tom ROBINSON 1:00.124	6
21	20	19	7
73 Ray MALONEY 1:00.941	79 Ashley ROBSON 1:00.738	189 Gary CRAIG 1:00.611	7
24	23	22	8
77 Steven CRICHTON 1:02.146	29 Eric UTTERSON 1:02.011	13 Andrew BARTON 1:01.568	8
27	26	25	9
16 Gerry KEIRNAN 1:02.569	25 Jim PURVIS 1:02.551	89 Craig ROSS 1:02.484	9
30	29	28	10
112 Gordon MILLAR 1:03.686	17 Michael CRITCHELL 1:02.999	74 Christine WATSON 1:02.932	10

Clerk of the Course.

Orbits

Sig : Time :
 Chief Timekeeper : Ian Sharp (SMART Timing)
 Results available at www.mylaps.com and www.smart-timing.co.uk



KMSC National Motorcycle Racing AC


Scottish Championship Lightweights

Knockhill 1.267 miles

Race 20 - 2nd Race

05/06/2016 13:00

Race (10 Laps) started at 12:33:31



33 61 Wattie BROWN 1st Res	32 90 Dean CRAWFORD 1:04.910	31 117 Lianne MAYHEW 1:04.876	11
36 34 Charles MORRISON 4th Res	35 20 Michael JAMIESON 3rd Res	34 118 Rod WALKER 2nd Res	12
	38 194 Robyn LINDSAY 6th Res	37 71 Neil McCLURE 5th Res	13

Clerk of the Course.

Sig : Time :
Chief Timekeeper : Ian Sharp (SMART Timing)

Results available at www.mylaps.com and www.smart-timing.co.uk

Orbits



Qualifying Results

KMSC National Motorcycle Racing AC

Sorted on best lap time

National Pre-Injection 600

Knockhill 1.267 miles

Qualifying

04/06/2016 11:30

Qualifying (10:00 Time) started at 11:00:12

Pos	No.	Name	Make/Model	CC	Class	Laps	Best Tm	Diff	Best Speed	2nd Best
1	91	Lewis SHAND	Yamaha	R6 600	Pl6	11	54.730		83.338	54.734
2	47	Steven HADDOW	Yamaha	R6 600	Pl6	11	55.203	0.473	82.624	55.542
3	48	David McCAFFERTY	Yamaha	R6 600	Pl6	5	55.246	0.516	82.560	55.438
4	89	Alex BASS	Yamaha	R6 600	Pl6	10	55.593	0.863	82.044	55.685
5	41	Kieran MURRAY	Kawasaki	ZX6 600	Pl6	11	56.029	1.299	81.406	56.141
6	26	Alan McGREGOR	Yamaha	R6	Pl6	11	56.301	1.571	81.013	56.727
7	6	James WILKEN	Yamaha	R6 600	Pl6	8	57.110	2.380	79.865	57.174
8	23	Andrew CUTHBERT	Kawasaki	ZXR 600	Pl6	10	58.094	3.364	78.512	58.907
9	60	Douglas BROWN	Yamaha	R6 600	Pl6	10	58.331	3.601	78.193	58.775
10	33	Scott LOGAN	Honda	CBR 600	Pl6	10	58.719	3.989	77.677	58.884
11	69	Mark BOWRAN	Yamaha	R6 600	Pl6	10	58.746	4.016	77.641	59.199
12	118	Craig MOFFAT	Yamaha	R6 600	Pl6	10	59.525	4.795	76.625	1:00.098
13	117	Joe HENDRIE	Yamaha	R6 600	Pl6	10	1:01.234	6.504	74.486	1:01.436
14	129	Martin HERRIOT	Yamaha	R6 600	Pl6	6	1:01.274	6.544	74.438	1:01.689
15	113	Alan JACKSON	Honda	CBR 600	Pl6	9	1:01.440	6.710	74.237	1:01.809
16	73	Fraser CAMERON	Yamaha	R6 600	Pl6	7	1:02.544	7.814	72.926	1:03.174
17	123	Graham BLACKIE	Honda	CBR600	Pl6	10	1:03.618	8.888	71.695	1:03.973
18	45	Gerry SULLIVAN	Kawasaki	ZX6R 600	Pl6	8	1:03.934	9.204	71.341	1:04.794
19	79	Jimmy ROTHERY	Yamaha	R6 600	Pl6	9	1:04.176	9.446	71.072	1:04.270
20	196	Martin MacLENNAN	Honda	CBR 600	Pl6	9	1:05.538	10.808	69.595	1:06.055
21	888	Joe CAIRNEY	Honda	CBR6	Pl6	7	1:06.689	11.959	68.393	1:07.845
22	50	Finlay BAIN	Yamaha	R6 600	Pl6	9	1:06.719	11.989	68.363	1:07.013
23	27	Darren ANDERSON	Kawasaki	ZXR 600	Pl6	9	1:07.683	12.953	67.389	1:07.856

Clerk of the Course.

Orbits

Sig : Time :
 Chief Timekeeper : Ian Sharp (SMART Timing)
 Results available at www.mylaps.com and www.smart-timing.co.uk



Qualifying Results

KMSC National Motorcycle Racing AC

National Pre-Injection 600

Knockhill 1.267 miles

Qualifying

04/06/2016 11:30

Qualifying (10:00 Time) started at 11:00:12

Lap	Time of Day	Lap Tm	S1	S2	S3	SFSpd	S1Spd
(91) Lewis SHAND							
1	11:01:19.557	1:01.752	19.378	23.264	19.110	57.851	108.941
2	11:02:16.480	56.923	16.411	21.786	18.726	136.675	116.304
3	11:03:12.471	55.991	16.072	21.522	18.397	133.150	117.321
4	11:04:07.775	55.304	15.802	21.073	18.429	137.516	118.565
5	11:05:03.448	55.673	15.784	21.113	18.776	136.675	118.565
6	11:05:58.178	54.730	15.633	20.931	18.166	138.652	117.526
7	11:06:55.417	57.239	15.763	22.322	19.154	137.234	116.912
8	11:07:50.151	54.734	15.583	20.929	18.222	137.516	116.506
9	11:08:44.916	54.765	15.838	20.636	18.291	138.652	117.733
10	11:09:39.857	54.941	15.611	20.794	18.536	138.652	117.321
11	11:10:34.797	54.940	15.823	20.989	18.128	137.798	116.506

Lap	Time of Day	Lap Tm	S1	S2	S3	SFSpd	S1Spd
(47) Steven HADDOW							
1	11:01:19.361	1:02.054	19.765	22.763	19.526	55.553	112.786
2	11:02:16.354	56.993	16.490	21.412	19.091	134.215	114.518
3	11:03:12.249	55.895	15.941	21.316	18.638	135.845	117.116
4	11:04:07.791	55.542	15.679	21.158	18.705	137.798	117.321
5	11:05:05.380	57.589	16.132	21.530	19.927	136.121	117.733
6	11:06:01.148	55.768	15.622	21.199	18.947	136.398	115.903
7	11:06:58.000	56.852	16.059	21.124	19.669	138.366	116.506
8	11:07:54.992	56.992	16.147	22.299	18.546	138.081	115.504
9	11:08:51.040	56.048	15.859	21.037	19.152	136.954	116.709
10	11:09:46.243	55.203	15.824	20.898	18.481	136.398	116.103
11	11:10:52.937	1:06.694	17.929	28.011	20.754	136.398	92.818

Lap	Time of Day	Lap Tm	S1	S2	S3	SFSpd	S1Spd
(48) David McCAFFERTY							
1	11:01:16.651	1:02.185	19.078	23.520	19.587	53.858	113.742
2	11:02:12.908	56.257	16.031	21.364	18.862	137.516	115.903
3	11:03:08.346	55.438	15.625	21.152	18.661	139.227	116.912
4	11:04:03.592	55.246	15.721	21.250	18.275	140.099	117.321
5	11:04:59.568	55.976	15.638	21.399	18.939	140.687	116.709

Lap	Time of Day	Lap Tm	S1	S2	S3	SFSpd	S1Spd
(89) Alex BASS							
1	11:01:16.516	1:02.917	19.252	23.872	19.793	58.405	110.739
2	11:02:14.138	57.622	16.656	22.049	18.917	134.754	115.107
3	11:03:10.367	56.229	15.868	21.569	18.792	136.954	118.565
4	11:04:05.960	55.593	15.636	21.461	18.496	136.675	118.356
5	11:05:03.524	57.564	16.225	22.067	19.272	137.234	110.739
6	11:06:00.966	57.442	16.371	21.605	19.466	135.025	117.733
7	11:08:12.713	2:11.747	15.547	21.605	1:34.595	136.954	119.409
8	11:09:10.467	57.754	17.597	21.443	18.714	57.603	118.356
9	11:10:07.349	56.882	16.429	21.678	18.775	138.081	116.709
10	11:11:03.034	55.685	15.509	21.695	18.481	138.081	116.304

Lap	Time of Day	Lap Tm	S1	S2	S3	SFSpd	S1Spd
(41) Kieran MURRAY							
1	11:01:33.226	1:03.934	19.388	24.301	20.245	54.250	110.374
2	11:02:30.460	57.234	16.457	21.514	19.263	134.215	114.323
3	11:03:26.781	56.321	16.030	21.360	18.931	133.150	114.714
4	11:04:22.810	56.029	16.048	21.145	18.836	131.842	113.357
5	11:05:20.157	57.347	16.249	22.058	19.040	137.234	110.739
6	11:06:17.345	57.188	16.172	21.024	19.992	135.298	113.742
7	11:07:14.483	57.138	16.252	21.457	19.429	133.415	114.129
8	11:08:10.624	56.141	15.988	21.289	18.864	134.215	113.935
9	11:09:07.343	56.719	16.072	21.332	19.315	136.398	114.129
10	11:10:04.311	56.968	16.040	21.675	19.253	135.025	115.107
11	11:11:02.627	58.316	16.723	22.288	19.305	133.150	105.848

Lap	Time of Day	Lap Tm	S1	S2	S3	SFSpd	S1Spd
(26) Alan McGREGOR							
1	11:01:22.981	1:03.035	19.925	23.651	19.459	52.841	112.597
2	11:02:20.576	57.595	16.457	22.216	18.922	136.675	116.709
3	11:03:18.031	57.455	16.370	22.079	19.006	134.215	116.304
4	11:04:15.381	57.350	16.170	22.232	18.948	134.215	116.304
5	11:05:12.108	56.727	15.881	22.192	18.654	136.954	115.703
6	11:06:10.608	58.500	17.019	22.639	18.842	125.435	115.703
7	11:07:08.095	57.487	16.408	22.507	18.572	133.947	105.517
8	11:08:04.396	56.301	15.859	21.745	18.697	137.798	117.733
9	11:09:03.122	58.726	15.986	22.538	20.202	134.215	116.304
10	11:10:00.366	57.244	16.016	21.761	19.467	135.298	116.709
11	11:11:00.691	1:00.325	16.600	22.602	21.123	130.560	114.129

Lap	Time of Day	Lap Tm	S1	S2	S3	SFSpd	S1Spd
(6) James WILKEN							
1	11:01:20.337	1:01.877	19.264	23.338	19.275	53.133	109.296

Lap	Time of Day	Lap Tm	S1	S2	S3	SFSpd	S1Spd
2	11:02:18.205	57.868	16.513	21.979	19.376	129.053	111.474
3	11:03:16.792	58.587	17.308	22.201	19.078	128.559	112.220
4	11:04:13.902	57.110	16.223	21.932	18.955	128.313	111.474
5	11:05:11.076	57.174	16.148	21.982	19.044	131.070	113.166
6	11:06:10.389	59.313	16.762	23.249	19.302	131.326	111.474
7	11:07:07.826	57.437	16.456	22.011	18.970	127.098	111.474
8	11:08:07.902	1:00.076	16.491	22.887	20.698	127.098	114.910

Lap	Time of Day	Lap Tm	S1	S2	S3	SFSpd	S1Spd
(23) Andrew CUTHBERT							
1	11:01:29.690	1:08.834	20.885	26.350	21.599	47.763	103.084
2	11:02:30.326	1:00.636	17.766	23.014	19.856	119.409	107.201
3	11:03:31.795	1:01.469	16.858	25.119	19.492	128.313	107.030
4	11:04:30.943	59.148	16.863	22.394	19.891	121.792	113.935
5	11:05:29.850	58.907	16.710	22.597	19.600	125.905	107.201
6	11:06:27.944	58.094	16.370	22.486	19.238	128.805	111.290
7	11:07:27.821	59.877	17.034	23.047	19.796	132.102	105.681
8	11:08:28.911	1:01.090	17.121	23.244	20.725	129.802	105.848
9	11:09:31.276	1:02.365	17.519	24.633	20.213	120.480	103.561
10	11:10:32.854	1:01.578	17.352	24.235	19.991	118.565	107.890

Lap	Time of Day	Lap Tm	S1	S2	S3	SFSpd	S1Spd
(60) Douglas BROWN							
1	11:01:24.311	1:04.718	20.556	24.184	19.978	48.314	103.084
2	11:02:24.082	59.771	17.142	23.034	19.595	127.581	107.030
3	11:03:22.857	58.775	16.655	22.433	19.687	127.339	110.556
4	11:04:22.105	59.248	16.975	22.781	19.492	126.857	106.183
5	11:05:21.546	59.441	16.918	23.232	19.291	128.313	106.689
6	11:06:20.575	59.029	16.483	22.919	19.627	129.302	109.832
7	11:07:19.883	59.308	17.195	22.507	19.606	130.814	106.183
8	11:08:18.807	58.924	16.844	22.500	19.580	127.098	105.184
9	11:09:17.138	58.331	16.606	22.351	19.374	124.273	106.351
10	11:10:16.786	59.648	16.600	22.964	20.084	128.805	107.030

Lap	Time of Day	Lap Tm	S1	S2	S3	SFSpd	S1Spd
(33) Scott LOGAN							
1	11:01:29.512	1:08.960	20.719	26.485	21.756	47.797	92.181
2	11:02:30.000	1:00.488	17.314	23.016	20.158	124.735	110.012
3	11:03:29.513	59.513	17.013	22.829	19.671	127.339	111.105
4	11:04:29.097	59.584	17.139	22.688	19.757	127.339	109.474
5	11:05:28.975	59.878	16.793	23.167	19.918	128.313	110.374

Qualifying Results

KMSC National Motorcycle Racing AC

National Pre-Injection 600

Knockhill 1.267 miles

Qualifying

04/06/2016 11:30

Qualifying (10:00 Time) started at 11:00:12

Lap	Time of Day	Lap Tm	S1	S2	S3	SFSpd	S1Spd
6	11:06:58.614	1:03.337	17.585	24.532	21.220	122.459	105.515
7	11:08:01.467	1:02.853	17.490	24.406	20.957	126.142	102.768
8	11:09:04.243	1:02.776	17.128	24.029	21.619	129.551	106.689
9	11:10:05.477	1:01.234	17.052	23.651	20.531	126.142	106.689
10	11:11:06.913	1:01.436	17.034	23.981	20.421	125.905	106.015

Lap	Time of Day	Lap Tm	S1	S2	S3	SFSpd	S1Spd
7	11:08:22.558	1:06.619	19.101	25.551	21.967	112.597	95.053
8	11:09:28.809	1:06.251	19.045	25.097	22.109	109.653	94.518
9	11:10:36.468	1:07.659	19.033	25.932	22.694	113.549	94.252

(129) Martin HERRIOT

1	11:01:43.688	1:14.903	23.997	27.897	23.009	42.206	94.785
2	11:02:49.622	1:05.934	20.096	24.762	21.076	106.689	101.371
3	11:03:56.958	1:07.336	19.022	26.907	21.407	124.968	95.323
4	11:04:59.576	1:02.618	17.193	24.904	20.521	131.326	97.540
5	11:06:01.265	1:01.689	17.041	24.155	20.493	132.362	102.298
6	11:07:02.539	1:01.274	17.400	23.335	20.539	127.098	108.764

(113) Alan JACKSON

1	11:01:33.395	1:11.531	22.289	27.084	22.158	49.308	101.678
2	11:02:36.904	1:03.509	18.227	24.480	20.802	124.735	103.402
3	11:03:39.792	1:02.888	17.593	24.355	20.940	129.802	106.689
4	11:04:43.882	1:04.090	17.532	25.043	21.515	129.053	107.201
5	11:05:45.691	1:01.809	17.366	23.790	20.653	126.142	107.201
6	11:06:47.911	1:02.220	17.764	24.077	20.379	126.142	104.366
7	11:07:49.351	1:01.440	17.395	23.800	20.245	129.551	107.544
8	11:08:51.249	1:01.898	17.650	23.689	20.559	129.302	107.372
9	11:09:53.266	1:02.017	17.385	23.809	20.823	126.618	108.764

(73) Fraser CAMERON

1	11:01:34.993	1:10.181	22.393	26.573	21.215	50.994	98.543
2	11:02:40.227	1:05.234	18.315	25.615	21.304	124.504	106.183
3	11:03:44.156	1:03.929	18.637	24.782	20.510	123.815	105.184
4	11:04:47.743	1:03.587	18.161	24.648	20.778	116.709	107.030
5	11:05:50.917	1:03.174	17.985	24.540	20.649	125.905	106.183
6	11:06:56.073	1:05.156	17.921	25.702	21.533	119.409	102.298
7	11:07:58.617	1:02.544	17.482	24.848	20.214	120.049	104.366

(123) Graham BLACKIE

1	11:01:29.222	1:09.981	21.805	26.559	21.617	49.380	94.385
2	11:02:34.076	1:04.854	18.412	25.441	21.001	121.792	101.066
3	11:03:38.466	1:04.390	17.905	25.387	21.098	124.273	103.084
4	11:04:43.554	1:05.088	17.937	25.648	21.503	120.265	103.721
5	11:05:50.189	1:06.635	19.173	25.920	21.542	121.572	98.111
6	11:06:56.054	1:05.865	18.169	25.809	21.887	117.940	99.272
7	11:08:01.157	1:05.103	18.143	25.767	21.193	116.912	101.832
8	11:09:05.717	1:04.560	17.936	25.287	21.337	120.697	99.863
9	11:10:09.690	1:03.973	18.409	24.895	20.669	123.587	101.832
10	11:11:13.308	1:03.618	17.882	24.780	20.956	120.265	107.201

(45) Gerry SULLIVAN

1	11:01:34.665	1:11.294	22.716	26.845	21.733	44.295	93.335
2	11:02:39.459	1:04.794	18.176	25.288	21.330	113.357	97.824
3	11:03:43.393	1:03.934	18.285	24.538	21.111	111.660	97.824
4	11:04:48.314	1:04.921	18.318	24.756	21.847	112.976	99.419
5	11:05:53.488	1:05.174	18.229	25.413	21.532	115.107	102.611
6	11:06:58.445	1:04.957	18.428	25.070	21.459	112.976	97.824
7	11:08:03.342	1:04.897	18.732	24.486	21.679	112.220	96.558
8	11:09:09.072	1:05.730	18.652	25.117	21.961	110.012	94.651

(79) Jimmy ROTHERY

1	11:01:34.007	1:11.510	22.245	27.025	22.240	45.069	104.366
2	11:02:38.587	1:04.580	18.387	24.797	21.396	118.565	106.859
3	11:03:42.763	1:04.176	18.742	24.182	21.252	115.703	107.030
4	11:04:47.435	1:04.672	18.510	24.637	21.525	114.518	107.544
5	11:05:52.775	1:05.340	18.469	25.425	21.446	117.733	101.832
6	11:06:57.774	1:04.999	18.654	24.706	21.639	117.116	106.351
7	11:08:04.009	1:06.235	19.531	25.187	21.517	117.940	92.054
8	11:09:09.111	1:05.102	18.302	25.242	21.558	118.565	97.399
9	11:10:13.381	1:04.270	18.421	24.365	21.484	122.459	107.030

(196) Martin MacLENNAN

1	11:01:40.785	1:13.788	23.777	27.005	23.006	36.954	96.697
2	11:02:49.294	1:08.509	18.937	26.626	22.946	118.565	95.731
3	11:03:54.832	1:05.538	18.763	24.817	21.958	115.504	99.566
4	11:05:02.020	1:07.188	19.074	25.107	23.007	115.504	92.181
5	11:06:08.075	1:06.055	18.949	24.494	22.612	109.474	96.558
6	11:07:15.939	1:07.864	19.101	25.029	23.734	109.474	97.117

(888) Joe CAIRNEY

1	11:01:43.576	1:15.518	23.716	28.657	23.145	36.913	93.076
2	11:02:53.202	1:09.626	19.978	27.244	22.404	105.349	95.731
3	11:04:03.134	1:09.932	20.194	27.259	22.479	109.296	94.252
4	11:05:10.979	1:07.845	19.855	26.175	21.815	108.238	97.257
5	11:06:19.120	1:08.141	19.930	25.711	22.500	108.064	97.117
6	11:07:28.483	1:09.363	20.272	26.720	22.371	102.142	90.320
7	11:08:35.172	1:06.689	18.821	26.218	21.650	112.976	99.272

(50) Finlay BAIN

1	11:01:38.869	1:15.052	23.837	28.310	22.905	43.267	84.946
2	11:02:48.754	1:09.885	20.407	26.782	22.696	110.922	92.054
3	11:03:58.007	1:09.253	19.626	26.838	22.789	106.183	88.649
4	11:05:05.754	1:07.747	19.294	26.057	22.396	112.786	100.011
5	11:06:14.427	1:08.673	18.736	27.245	22.692	112.408	104.366
6	11:07:21.757	1:07.330	18.989	25.812	22.529	111.290	97.399
7	11:08:29.107	1:07.350	18.732	26.690	21.928	115.305	103.561
8	11:09:36.120	1:07.013	19.067	25.737	22.209	110.922	98.543
9	11:10:42.839	1:06.719	19.155	25.658	21.906	121.133	92.181

(27) Darren ANDERSON

1	11:01:43.536	1:16.085	23.686	28.632	23.767	36.852	89.716
2	11:02:53.278	1:09.742	19.386	27.244	23.112	110.556	97.117
3	11:04:02.603	1:09.325	19.608	27.247	22.470	103.242	97.399
4	11:05:10.620	1:08.017	19.327	26.204	22.486	104.366	91.552
5	11:06:18.808	1:08.188	19.275	26.036	22.877	105.020	91.552
6	11:07:27.658	1:08.850	20.270	26.390	22.190	100.611	86.035
7	11:08:35.341	1:07.683	18.798	26.372	22.513	110.193	90.077
8	11:09:43.987	1:08.646	18.955	26.466	23.225	108.413	94.518
9	11:10:51.843	1:07.856	19.321	26.123	22.412	105.515	94.785

Clerk of the Course.

Sig : Time :
Chief Timekeeper : Ian Sharp (SMART Timing)

Results available at www.mylaps.com and www.smart-timing.co.uk

Printed: 06/06/2016 18:53:00



KMSC National Motorcycle Racing AC

National Pre-Injection 600

Knockhill 1.267 miles

Race 2 - 1st Race

04/06/2016 13:15

Race (10 Laps) started at 13:11:16

POLE POSITION

3	2	1	1
48 David McCAFFERTY 55.246	47 Steven HADDOW 55.203	91 Lewis SHAND 54.730	1
6	5	4	2
26 Alan McGREGOR 56.301	41 Kieran MURRAY 56.029	89 Alex BASS 55.593	2
9	8	7	3
60 Douglas BROWN 58.331	23 Andrew CUTHBERT 58.094	6 James WILKEN 57.110	3
12	11	10	4
118 Craig MOFFAT 59.525	69 Mark BOWRAN 58.746	33 Scott LOGAN 58.719	4
15	14	13	5
113 Alan JACKSON 1:01.440	129 Martin HERRIOT 1:01.274	117 Joe HENDRIE 1:01.234	5
18	17	16	6
45 Gerry SULLIVAN 1:03.934	123 Graham BLACKIE 1:03.618	73 Fraser CAMERON 1:02.544	6
21	20	19	7
888 Joe CAIRNEY 1:06.689	196 Martin MacLENNAN 1:05.538	79 Jimmy ROTHERY 1:04.176	7
	23	22	8
	27 Darren ANDERSON 1:07.683	50 Finlay BAIN 1:06.719	8

Clerk of the Course.

Sig : Time :
Chief Timekeeper : Ian Sharp (SMART Timing)

Results available at www.mylaps.com and www.smart-timing.co.uk

Printed: 06/06/2016 18:53:21

Orbits



KMSC National Motorcycle Racing AC

National Pre-Injection 600

Knockhill 1.267 miles

Race 21 - 2nd Race

05/06/2016 13:15

Race (10 Laps) started at 12:52:01

POLE POSITION

3	2	1	1
48 David McCAFFERTY 55.246	47 Steven HADDOW 55.203	91 Lewis SHAND 54.730	1
6	5	4	2
26 Alan McGREGOR 56.301	41 Kieran MURRAY 56.029	89 Alex BASS 55.593	
9	8	7	3
60 Douglas BROWN 58.331	23 Andrew CUTHBERT 58.094	6 James WILKEN 57.110	
12	11	10	4
118 Craig MOFFAT 59.525	69 Mark BOWRAN 58.746	33 Scott LOGAN 58.719	
15	14	13	5
113 Alan JACKSON 1:01.440	129 Martin HERRIOT 1:01.274	117 Joe HENDRIE 1:01.234	
18	17	16	6
45 Gerry SULLIVAN 1:03.934	123 Graham BLACKIE 1:03.618	73 Fraser CAMERON 1:02.544	
21	20	19	7
888 Joe CAIRNEY 1:06.689	196 Martin MacLENNAN 1:05.538	79 Jimmy ROTHERY 1:04.176	
	23	22	8
	27 Darren ANDERSON 1:07.683	50 Finlay BAIN 1:06.719	

Clerk of the Course.

Sig : Time :
Chief Timekeeper : Ian Sharp (SMART Timing)

Results available at www.mylaps.com and www.smart-timing.co.uk

Orbits



Qualifying Results

KMSC National Motorcycle Racing AC

Sorted on best lap time

KMSC Open Post Classics / Classics

Knockhill 1.267 miles

Warm Up

04/06/2016 10:00

Practice (10:00 Time) started at 9:51:11

Pos	No.	Name	Make/Model	CC	Class	Laps	Best Tm	Diff	Best Speed	2nd Best
1	51	Neil MUNRO	Honda	CBR500	PC	8	1:01.415		74.267	1:01.702
2	87	Jodie CHALK	Honda	CBR500	PC	4	1:02.152	0.737	73.386	1:03.413
3	12	Dan JAMES	Ducati	620	PC	4	1:03.401	1.986	71.940	1:03.872
4	48	Allan BROOKBANKS	Honda	CB500	PC	5	1:03.545	2.130	71.777	1:03.577
5	111	Jimmy SHANKS	Honda	CB500	PC	7	1:04.357	2.942	70.872	1:04.708
6	13	Andrew BARTON	Honda	CB500	PC	7	1:05.533	4.118	69.600	1:05.611
7	8	Colin TWEDDIE	Honda	CB500	PC	7	1:07.522	6.107	67.550	1:08.244
8	22	Ian RUSSELL	Honda	NSR250	PC	7	1:08.130	6.715	66.947	1:08.150
9	333	Peter DOLAN	Honda	CB500	PC	7	1:09.407	7.992	65.715	1:09.852
10	99	Martin BARRON	Honda	CB500	PC	7	1:09.725	8.310	65.415	1:09.977
11	44	Martin CURRAH	Honda	CB500	PC	7	1:10.868	9.453	64.360	1:11.994
12	125	Andrew KIRKWOOD	Honda	CB500	PC	3	1:12.798	11.383	62.654	1:13.092

Clerk of the Course.

Sig : Time :
Chief Timekeeper : Ian Sharp (SMART Timing)

Results available at www.mylaps.com and www.smart-timing.co.uk

Printed: 06/06/2016 18:23:34

Orbits



Qualifying Results

KMSC National Motorcycle Racing AC

KMSC Open Post Classics / Classics

Knockhill 1.267 miles

Warm Up

04/06/2016 10:00

Practice (10:00 Time) started at 9:51:11

Lap	Time of Day	Lap Tm	S1	S2	S3	SFSpd	S1Spd	Lap	Time of Day	Lap Tm	S1	S2	S3	SFSpd	S1Spd
(51) Neil MUNRO															
1	9:52:24.334	1:10.809	21.289	26.909	22.611	48.841	89.239	1	9:52:46.066	1:24.547	26.730	31.458	26.359	45.190	64.403
2	9:53:28.005	1:03.671	18.043	24.343	21.285	117.733	98.979	2	9:54:02.099	1:16.033	21.619	30.195	24.219	99.125	62.022
3	9:54:31.048	1:03.043	17.613	23.947	21.483	120.049	100.914	3	9:55:15.365	1:13.266	20.652	29.049	23.565	104.204	69.326
4	9:55:32.463	1:01.415	17.389	23.270	20.756	119.621	101.218	4	9:56:26.761	1:11.396	20.303	27.944	23.149	104.043	75.914
5	9:56:34.666	1:02.203	17.856	23.323	21.024	119.621	98.111	5	9:57:38.368	1:11.607	20.408	27.738	23.461	105.848	72.706
6	9:57:37.324	1:02.658	17.669	23.238	21.751	120.049	99.863	6	9:58:48.093	1:09.725	19.968	26.973	22.784	105.184	80.658
7	9:58:39.026	1:01.702	17.748	22.835	21.119	117.526	100.611	7	9:59:58.070	1:09.977	19.703	27.314	22.960	106.859	80.081
8	9:59:43.368	1:04.342	17.557	25.445	21.340	120.480	94.385								
(87) Jodie CHALK															
1	9:52:18.448	1:06.555	20.290	24.769	21.496	55.691	94.120	1	9:52:28.127	1:15.350	23.380	28.821	23.149	50.762	80.465
2	9:53:24.326	1:05.878	19.569	24.778	21.531	110.193	93.335	2	9:53:38.995	1:10.868	19.980	27.518	23.370	101.066	84.732
3	9:54:27.739	1:03.413	18.453	24.051	20.909	108.764	96.697	3	9:54:50.989	1:11.994	20.411	28.056	23.527	99.863	84.625
4	9:55:29.891	1:02.152	17.886	23.413	20.853	112.033	96.697	4	9:56:04.384	1:13.395	20.967	28.732	23.696	96.419	78.214
(12) Dan JAMES															
1	9:52:28.172	1:11.312	24.085	24.872	22.355	39.153	89.358	5	9:57:16.600	1:12.216	20.841	27.846	23.529	98.111	81.938
2	9:53:32.368	1:04.196	18.538	24.242	21.416	108.588	92.308	6	9:58:31.275	1:14.675	22.626	28.711	23.338	86.035	76.694
3	9:54:36.240	1:03.872	18.686	23.876	21.310	109.296	92.818	7	9:59:46.655	1:15.380	21.465	29.095	24.820	92.690	75.914
4	9:55:39.641	1:03.401	18.238	23.739	21.424	110.012	93.465								
(48) Allan BROOKBANKS															
1	9:52:28.875	1:13.583	22.686	27.544	23.353	43.492	83.780								
2	9:53:34.754	1:05.879	19.232	24.434	22.213	106.015	90.198								
3	9:54:39.519	1:04.765	18.543	24.383	21.839	106.351	90.442								
4	9:55:43.064	1:03.545	18.230	23.884	21.431	107.717	90.198								
5	9:56:46.641	1:03.577	18.315	23.640	21.622	108.413	90.932								
(111) Jimmy SHANKS															
1	9:52:35.848	1:17.735	24.357	30.065	23.313	41.916	80.853								
2	9:53:43.116	1:07.268	19.883	25.323	22.062	102.768	87.837								
3	9:54:49.895	1:06.779	19.475	25.171	22.133	104.529	89.716								
4	9:55:55.086	1:05.191	18.846	24.632	21.713	105.515	88.767								
5	9:57:00.268	1:05.182	18.796	24.645	21.741	105.681	90.198								
6	9:58:04.976	1:04.708	18.884	24.285	21.539	103.721	90.320								
7	9:59:09.333	1:04.357	18.707	24.312	21.338	105.515	90.809								
(13) Andrew BARTON															
1	9:52:31.783	1:14.534	24.568	27.046	22.920	39.732	87.040								
2	9:53:38.972	1:07.189	19.236	25.548	22.405	104.043	89.358								
3	9:54:45.318	1:06.346	18.814	25.298	22.234	106.859	90.198								
4	9:55:51.409	1:06.091	18.694	25.342	22.055	106.015	89.596								
5	9:56:57.051	1:05.642	18.653	24.732	22.257	107.030	90.809								
6	9:58:02.584	1:05.533	18.426	24.897	22.210	102.926	90.077								
7	9:59:08.195	1:05.611	18.914	24.764	21.933	103.721	88.532								
(8) Colin TWEDDIE															
1	9:52:37.290	1:17.962	24.219			46.732	72.236								
2	9:53:48.924	1:11.634	20.531	27.678	23.425	96.281	77.047								
3	9:54:59.045	1:10.121	20.337	26.828	22.956	100.310	87.380								
4	9:56:07.289	1:08.244	19.370	26.199	22.675	104.366	86.257								
5	9:57:16.538	1:09.249	19.164	27.455	22.630	104.043	88.767								
6	9:58:24.060	1:07.522	19.187	25.652	22.683	100.310	87.952								
7	9:59:32.346	1:08.286	19.292	26.138	22.856	102.611	87.952								
(22) Ian RUSSELL															
1	9:52:35.675	1:21.067	26.324	30.181	24.562	41.348	84.518								
2	9:53:48.052	1:12.377	21.711	27.184	23.482	102.142	88.884								
3	9:54:57.820	1:09.768	20.488	26.405	22.875	99.566	90.198								
4	9:56:05.950	1:08.130	19.886	25.553	22.691	103.084	90.077								
5	9:57:17.435	1:11.485	19.762	28.395	23.328	104.692	89.477								
6	9:58:25.935	1:08.500	20.738	25.631	22.131	104.529	88.767								
7	9:59:34.085	1:08.150	19.627	25.781	22.742	105.515	89.596								
(333) Peter DOLAN															
1	9:52:37.963	1:17.799	24.686	29.032	24.081	45.776	73.182								
2	9:53:51.615	1:13.652	21.354	28.654	23.644	98.688	86.479								
3	9:55:03.802	1:12.187	20.744	28.022	23.421	100.762	78.032								
4	9:56:15.687	1:11.885	20.284	26.884	24.717	98.833	85.596								
5	9:57:26.773	1:11.086	20.524	26.877	23.685	98.398	79.230								
6	9:58:36.625	1:09.852	20.010	26.735	23.107	96.836	86.257								
7	9:59:46.032	1:09.407	19.668	26.867	22.872	100.011	86.146								

Clerk of the Course.

Orbits

 Sig : Time :
 Chief Timekeeper : Ian Sharp (SMART Timing)

 Results available at www.mylaps.com and www.smart-timing.co.uk

Printed: 06/06/2016 18:24:25



KMSC National Motorcycle Racing AC

KMSC Open Post Classics / Classics

Knockhill 1.267 miles

Race 3 - 1st Race

04/06/2016 13:30

Race (10 Laps) started at 13:28:07

POLE POSITION

3	2	1	1
111 Jimmy SHANKS 1:01.787	51 Neil MUNRO 1:00.231	87 Jodie CHALK 59.494	1
6	5	4	2
13 Andrew BARTON 1:04.701	12 Dan JAMES 1:02.200	48 Allan BROOKBANKS 1:01.867	2
9	8	7	3
8 Colin TWEDDIE 1:06.170	44 Martin CURRAH 1:05.556	22 Ian RUSSELL 1:05.296	3
12	11	10	4
125 Andrew KIRKWOOD 1:08.154	333 Peter DOLAN 1:06.891	99 Martin BARRON 1:06.188	4
15	14	13	5
18	17	16	6
20 Michael JAMIESON	118 Rod WALKER	61 Wattie BROWN	6
21	20	19	7
194 Robyn LINDSAY	71 Neil McCCLURE	34 Charles MORRISON	7
		22	8
		117 Lianne MAYHEW	8

Clerk of the Course.

Orbits

Sig : Time :
Chief Timekeeper : Ian Sharp (SMART Timing)

Results available at www.mylaps.com and www.smart-timing.co.uk

Printed: 06/06/2016 18:24:54



Qualifying Results

KMSC National Motorcycle Racing AC

Sorted on best lap time

Scottish Championship Superbikes & KMSC Clubman

Knockhill 1.267 miles

Qualifying

04/06/2016 12:00

Qualifying (10:00 Time) started at 11:25:45

Pos	No.	Name	Make/Model	CC	Class	Laps	Best Tm	Diff	Best Speed	2nd Best
1	79	Bruce BIRNIE	BMW	S1000RR	SB	11	51.462		88.630	52.022
2	179	Andrew TASKER	Kawasaki	ZX10R	SB	10	51.687	0.225	88.244	51.729
3	119	Kristopher DUNCAN	Kawasaki	ZX10	SB	10	52.275	0.813	87.252	52.497
4	34	John DEAN	Suzuki	GSXR1000K9	SB	11	52.628	1.166	86.667	52.910
5	55	Donald MacFADYEN	BMW	S1000RR	SB	11	53.100	1.638	85.896	53.184
6	12	William MONIE	Kawasaki	ZX10R	SB	11	53.259	1.797	85.640	53.343
7	31	Torquil PATERSON	MV Agusta		SB	11	53.433	1.971	85.361	53.575
8	3	Adrian CLARK	Kawasaki	ZX10R	SB	11	53.490	2.028	85.270	53.630
9	33	Graeme BODEL	BMW	S1000RR	C	9	53.605	2.143	85.087	53.917
10	69	Rodney SCOTT	BMW	S1000RR	C	10	54.081	2.619	84.338	54.729
11	7	James LAING	BMW	S1000RR	SB	11	54.463	3.001	83.747	54.585
12	44	David PRENTICE	Yamaha	R1	C	8	54.909	3.447	83.066	55.296
13	63	Kenny PATERSON	BMW	S1000RR	C	11	54.915	3.453	83.057	54.983
14	511	Marc IRONSIDE	Kawasaki	ZX6	C	7	54.927	3.465	83.039	54.993
15	22	Steven WATSON	Suzuki	GSXR750	C	10	54.982	3.520	82.956	55.224
16	67	Des BURNS	Kawasaki	ZX10R	C	11	55.086	3.624	82.799	55.170
17	4	Daniel MacLEAN	Kawasaki	ZX10R	C	11	55.122	3.660	82.745	55.144
18	11	Richard HUGHES	BMW	S1000RR	C	11	55.199	3.737	82.630	55.492
19	45	Gary HOPKINS	Yamaha	R1M	C	10	57.215	5.753	79.718	57.343
20	37	Steven PATTERSON	Yamaha	YZF R1	C	10	57.625	6.163	79.151	57.690
21	122	David SUDES	Suzuki	GSXR 1000	C	10	57.921	6.459	78.747	58.063
22	54	Gordon DUNCAN	Ducati	Panigale 899	C	8	58.064	6.602	78.553	58.360
23	41	Lukasz PIEC	Yamaha	R1	SB	10	58.675	7.213	77.735	59.327
24	82	Geraint JONES	Suzuki	GSXR1000	C	8	59.321	7.859	76.888	59.768
25	6	Calum MacLEAN	Suzuki	GSXR1000	C	10	59.780	8.318	76.298	59.790
26	14	James ROTHERY	Yamaha	R1	C	6	1:02.293	10.831	73.220	1:02.687

Clerk of the Course.

Orbits

Sig : Time :
Chief Timekeeper : Ian Sharp (SMART Timing)

Results available at www.mylaps.com and www.smart-timing.co.uk



Qualifying Results

KMSC National Motorcycle Racing AC

Scottish Championship Superbikes & KMSC Clubman

Knockhill 1.267 miles

Qualifying

04/06/2016 12:00

Qualifying (10:00 Time) started at 11:25:45

Lap	Time of Day	Lap Tm	S1	S2	S3	SFSpd	S1Spd	Lap	Time of Day	Lap Tm	S1	S2	S3	SFSpd	S1Spd
(79) Bruce BIRNIE															
1	11:26:45.342	58.374	17.673	22.174	18.527	59.545	124.504	10	11:34:55.559	53.677	15.478	20.518	17.681	140.982	127.098
2	11:27:38.942	53.600	15.328	20.666	17.606	145.570	125.905	11	11:35:48.902	53.343	15.362	20.480	17.501	147.814	126.618
3	11:28:31.943	53.001	14.795	20.746	17.460	150.129	127.581	(31) Torquil PATERSON							
4	11:29:23.965	52.022	14.810	20.018	17.194	152.865	125.435	1	11:27:07.121	1:06.295	24.790	22.615	18.890	28.926	116.304
5	11:30:17.920	53.955	14.986	21.783	17.186	146.523	129.302	2	11:28:03.192	56.071	16.188	21.567	18.316	142.479	123.360
6	11:31:09.382	51.462	14.726	19.650	17.086	149.460	129.551	3	11:28:58.993	55.801	16.253	21.112	18.436	134.754	124.735
7	11:32:04.205	54.823	15.011	21.471	18.341	143.699	116.304	4	11:29:53.495	54.502	15.714	20.759	18.029	136.398	124.735
8	11:33:00.550	56.345	16.278	20.841	19.226	131.584	122.908	5	11:30:47.753	54.258	15.478	21.022	17.758	140.687	122.683
9	11:33:54.964	54.414	15.802	20.931	17.681	135.571	119.196	6	11:31:41.998	54.245	15.710	20.792	17.743	139.808	126.142
10	11:34:48.923	53.959	14.816	20.382	18.761	151.484	128.559	7	11:32:35.431	53.433	15.446	20.369	17.618	141.577	125.670
11	11:35:43.981	55.058	16.087	20.461	18.510	127.098	124.504	8	11:33:29.477	54.046	15.174	20.776	18.096	145.570	126.142
(179) Andrew TASKER															
1	11:26:45.422	57.588	17.575	21.673	18.340	55.645	124.735	9	11:34:23.052	53.575	15.477	20.314	17.784	140.982	126.142
2	11:27:39.176	53.754	15.459	20.721	17.574	144.317	132.102	10	11:35:16.886	53.834	15.367	20.566	17.901	142.782	124.504
3	11:28:32.562	53.386	14.926	20.762	17.698	142.782	132.886	11	11:36:10.566	53.680	15.232	20.512	17.936	142.782	125.670
4	11:29:24.249	51.687	14.869	19.617	17.201	142.782	131.842	(3) Adrian CLARK							
5	11:30:16.644	52.395	14.873	20.136	17.386	143.087	131.070	1	11:26:46.614	59.385	18.139	22.594	18.652	55.830	116.912
6	11:31:08.373	51.729	14.850	19.681	17.198	146.523	129.551	2	11:27:41.002	54.388	15.561	21.262	17.565	138.081	124.735
7	11:32:04.152	55.779	16.002	21.092	18.685	142.479	111.105	3	11:28:34.492	53.490	15.398	20.692	17.400	139.517	125.670
8	11:33:00.654	56.502	16.573	20.872	19.057	124.044	116.709	4	11:29:28.399	53.907	15.342	20.842	17.723	144.008	126.380
9	11:33:55.322	54.668	15.920	20.986	17.762	130.560	120.915	5	11:30:22.882	54.483	15.512	20.736	18.235	135.845	126.380
10	11:34:48.419	53.097	15.189	20.132	17.776	147.166	131.070	6	11:31:16.512	53.630	15.515	20.652	17.463	143.392	128.559
(119) Kristopher DUNCAN															
1	11:26:49.165	59.549	18.289	22.961	18.299	56.063	118.985	7	11:32:10.480	53.968	15.323	21.367	17.278	140.392	119.409
2	11:27:42.766	53.601	15.285	20.506	17.810	144.008	131.326	8	11:33:04.987	54.507	14.951	21.538	18.018	147.814	130.053
3	11:28:35.041	52.275	14.731	20.016	17.528	145.886	134.754	9	11:33:59.683	54.696	15.297	21.594	17.805	140.982	128.068
4	11:29:28.286	53.245	14.995	20.856	17.394	138.652	127.824	10	11:34:53.601	53.918	15.288	20.966	17.664	138.366	124.044
5	11:30:22.129	53.843	15.208	20.519	18.116	141.279	132.363	11	11:35:47.297	53.696	15.445	20.702	17.549	140.687	128.313
6	11:31:15.930	53.801	14.935	21.118	17.748	146.204	130.560	(33) Graeme BODEL							
7	11:32:09.351	53.421	15.341	20.825	17.255	140.099	130.053	1	11:26:43.322	57.054	17.035	21.772	18.247	62.776	125.905
8	11:33:01.848	52.497	14.909	20.069	17.519	143.699	129.802	2	11:27:37.947	54.625	15.299	21.318	18.008	140.982	126.142
9	11:33:55.359	53.511	15.025	20.896	17.590	140.982	130.814	3	11:28:32.013	54.066	15.211	20.994	17.861	140.687	129.053
10	11:34:48.216	52.857	14.625	20.449	17.783	150.129	134.484	4	11:29:25.618	53.605	15.305	20.653	17.647	137.798	128.805
(34) John DEAN															
1	11:26:48.402	59.357	18.466	22.656	18.235	54.559	115.703	5	11:30:20.507	54.889	15.272	21.358	18.259	141.279	128.805
2	11:27:41.030	52.628	14.930	20.275	17.423	136.954	133.947	6	11:32:44.844	2:24.337	15.609	21.522	1:47.206	140.099	122.014
3	11:28:34.111	53.081	14.853	20.720	17.508	141.577	132.102	7	11:33:40.970	56.126	17.023	21.191	17.912	61.907	126.618
4	11:29:28.291	54.180	15.229	19.914	19.037	139.808	130.306	8	11:34:35.824	54.854	15.727	20.906	18.221	139.808	128.313
5	11:30:22.583	54.292	15.472	20.391	18.429	133.150	133.150	9	11:35:29.741	53.917	15.300	20.941	17.676	142.177	128.313
6	11:31:16.104	53.521	15.625	20.181	17.715	145.570	131.584	(69) Rodney SCOTT							
7	11:32:09.591	53.487	15.324	20.859	17.304	139.808	129.802	1	11:26:51.523	1:01.343	18.919	23.601	18.823	59.022	110.739
8	11:33:02.867	53.276	14.982	20.798	17.496	138.939	126.380	2	11:27:46.950	55.427	15.749	21.653	18.025	139.517	129.802
9	11:33:55.777	52.910	15.082	20.342	17.486	139.808	130.560	3	11:28:42.888	55.938	16.052	21.748	18.138	144.008	125.670
10	11:34:48.755	52.978	14.925	20.172	17.881	144.317	130.053	4	11:29:37.901	55.013	15.511	21.587	17.915	135.571	128.068
11	11:35:42.607	53.852	14.918	20.949	17.985	140.982	134.215	5	11:30:32.696	54.795	15.758	21.354	17.683	141.279	124.044
(55) Donald MacFADYEN															
1	11:26:46.286	59.524	18.381	22.565	18.578	57.554	123.133	6	11:31:28.682	55.986	15.932	21.950	18.104	137.234	114.518
2	11:27:40.824	54.538	15.578	21.228	17.732	135.845	134.215	7	11:32:24.146	55.464	16.286	21.404	17.774	136.954	116.304
3	11:28:34.008	53.184	14.916	20.681	17.587	147.489	128.313	8	11:33:19.584	55.438	15.771	21.793	17.874	142.782	123.133
4	11:29:28.144	54.136	15.590	20.649	17.897	144.941	131.584	9	11:34:13.665	54.081	15.350	20.929	17.802	141.577	132.362
5	11:30:21.796	53.652	15.104	20.511	18.037	145.255	131.070	10	11:35:08.394	54.729	15.471	21.303	17.955	143.699	124.273
6	11:31:15.828	54.032	15.066	21.112	17.854	144.317	130.053	(7) James LAING							
7	11:32:09.228	53.400	15.300	20.653	17.447	146.204	129.802	1	11:26:47.100	59.493	18.476	22.174	18.843	56.346	122.014
8	11:33:04.776	55.548	15.022	22.553	17.973	147.489	114.129	2	11:27:42.968	55.868	16.153	21.402	18.313	137.798	124.273
9	11:33:59.536	54.760	15.035	21.692	18.033	150.129	125.435	3	11:28:37.781	54.813	15.575	21.145	18.093	143.699	126.857
10	11:34:53.350	53.814	15.210	20.968	17.636	144.317	129.551	4	11:29:32.809	55.028	15.689	21.211	18.128	144.628	120.480
11	11:35:46.450	53.100	15.160	20.379	17.561	146.844	129.802	5	11:30:27.629	54.820	15.773	21.094	17.953	138.366	123.815
(12) William MONIE															
1	11:26:49.607	1:00.118	18.974	22.641	18.503	55.006	120.697	6	11:31:22.527	54.898	15.639	21.362	17.897	141.279	124.044
2	11:27:45.599	55.992	15.891	21.897	18.204	136.121	125.201	7	11:32:16.990	54.463	15.510	21.019	17.934	145.570	126.618
3	11:28:39.664	54.065	15.417	20.800	17.848	141.									

Qualifying Results

KMSC National Motorcycle Racing AC

Scottish Championship Superbikes & KMSC Clubman

Knockhill 1.267 miles

Qualifying

04/06/2016 12:00

Qualifying (10:00 Time) started at 11:25:45

Lap	Time of Day	Lap Tm	S1	S2	S3	SFSpd	S1Spd
(63) Kenny PATERSON							
1	11:26:49.329	1:01.124	19.033	22.683	19.408	52.102	120.480
2	11:27:46.352	57.023	16.618	22.129	18.276	128.068	124.504
3	11:28:41.966	55.614	15.963	21.394	18.257	134.754	125.670
4	11:29:37.516	55.550	15.598	21.694	18.258	137.516	121.352
5	11:30:32.431	54.915	15.539	21.292	18.084	137.798	126.380
6	11:31:28.223	55.792	16.090	21.786	17.916	142.782	118.565
7	11:32:24.178	55.955	16.589	21.324	18.042	134.754	120.265
8	11:33:19.648	55.470	15.586	21.617	18.267	140.687	124.735
9	11:34:15.076	55.428	15.880	21.536	18.012	136.675	125.670
10	11:35:10.059	54.983	15.736	21.185	18.062	136.954	126.380
11	11:36:06.707	56.648	15.989	21.951	18.708	134.215	123.815

Lap	Time of Day	Lap Tm	S1	S2	S3	SFSpd	S1Spd
(511) Marc IRONSIDE							
1	11:26:57.135	1:02.678	19.757	23.151	19.770	50.306	118.147
2	11:27:53.385	56.250	15.945	21.865	18.440	137.234	120.697
3	11:28:48.886	55.501	15.712	21.230	18.559	140.982	121.352
4	11:29:44.124	55.238	15.795	21.249	18.194	138.652	118.985
5	11:30:39.051	54.927	15.786	20.977	18.164	140.099	118.147
6	11:31:34.044	54.993	15.891	21.044	18.058	140.099	119.409
7	11:32:29.150	55.106	15.810	20.820	18.476	140.099	120.049

Lap	Time of Day	Lap Tm	S1	S2	S3	SFSpd	S1Spd
(22) Steven WATSON							
1	11:27:29.988	59.616	18.261	22.577	18.778	57.702	116.103
2	11:28:26.413	56.425	16.051	22.011	18.363	141.577	118.147
3	11:29:22.664	56.251	15.919	21.983	18.349	143.392	117.733
4	11:30:20.389	57.725	15.670	23.573	18.482	142.479	121.133
5	11:31:15.371	54.982	15.554	21.224	18.204	143.699	119.835
6	11:32:11.891	56.520	16.284	22.065	18.171	141.877	112.408
7	11:33:07.115	55.224	15.560	21.572	18.092	144.628	119.621
8	11:34:03.910	56.795	16.231	22.416	18.148	134.754	110.556
9	11:34:59.915	56.005	16.040	21.753	18.212	140.982	119.621
10	11:35:56.317	56.402	16.012	22.001	18.389	144.008	119.409

Lap	Time of Day	Lap Tm	S1	S2	S3	SFSpd	S1Spd
(67) Des BURNS							
1	11:26:49.227	1:00.677	18.798	23.289	18.590	52.799	114.714
2	11:27:45.361	56.134	15.843	22.146	18.145	143.087	122.459
3	11:28:40.706	55.345	15.591	21.574	18.180	147.166	124.273
4	11:29:36.444	55.738	15.865	21.641	18.232	141.577	117.116
5	11:30:32.014	55.570	15.918	21.341	18.311	142.782	119.621
6	11:31:27.398	55.384	15.754	21.657	17.973	148.797	122.236
7	11:32:22.484	55.086	15.361	21.669	18.056	146.204	125.201
8	11:33:17.844	55.360	15.410	21.650	18.300	144.008	121.792
9	11:34:13.095	55.251	15.659	21.415	18.177	142.177	122.014
10	11:35:08.265	55.170	15.401	21.717	18.052	144.008	121.352
11	11:36:05.481	57.216	15.657	22.438	19.121	142.479	116.506

Lap	Time of Day	Lap Tm	S1	S2	S3	SFSpd	S1Spd
(4) Daniel MacLEAN							
1	11:26:57.482	1:03.384	19.746	23.965	19.673	51.110	120.697
2	11:27:54.854	57.372	16.524	22.304	18.544	127.824	122.683
3	11:28:51.285	56.431	15.966	22.193	18.272	135.845	123.587
4	11:29:47.420	56.135	16.153	21.473	18.509	140.099	125.670
5	11:30:42.564	55.144	15.755	21.236	18.153	139.517	127.339
6	11:31:37.945	55.381	15.830	21.410	18.141	140.982	129.053
7	11:32:33.901	55.956	15.802	21.935	18.219	141.577	122.459
8	11:33:29.340	55.439	15.816	21.436	18.187	141.577	124.273
9	11:34:25.002	55.662	16.317	21.152	18.193	129.053	128.313
10	11:35:20.124	55.122	15.869	21.106	18.147	138.081	124.968
11	11:36:15.760	55.636	16.060	21.366	18.210	140.099	127.339

Lap	Time of Day	Lap Tm	S1	S2	S3	SFSpd	S1Spd
(11) Richard HUGHES							
1	11:26:57.311	1:03.904	20.206	23.647	20.051	50.043	114.910
2	11:27:54.398	57.087	16.304	22.300	18.483	129.053	115.703
3	11:28:49.597	55.199	15.856	21.221	18.122	135.298	125.905
4	11:29:45.321	55.724	16.207	21.499	18.018	136.398	127.098
5	11:30:40.967	55.646	15.974	21.424	18.248	132.102	124.044
6	11:31:37.486	56.519	16.071	22.034	18.414	131.842	121.352
7	11:32:33.298	55.812	16.029	21.635	18.148	133.150	117.940
8	11:33:29.180	55.882	15.897	21.565	18.420	136.675	121.572
9	11:34:26.797	57.617	17.297	21.928	18.392	131.326	117.321
10	11:35:22.289	55.492	15.979	21.345	18.168	130.814	117.321
11	11:36:17.821	55.532	16.039	21.408	18.085	133.415	120.049

Lap	Time of Day	Lap Tm	S1	S2	S3	SFSpd	S1Spd
(45) Gary HOPKINS							
1	11:26:53.885	1:01.997	19.575	23.278	19.144	54.826	114.518
2	11:27:51.868	57.983	16.581	22.152	19.250	132.886	119.621
3	11:28:49.083	57.215	16.251	21.961	19.003	137.234	120.265
4	11:29:47.453	58.370	16.926	22.419	19.025	124.968	115.703
5	11:30:45.464	58.011	16.766	22.418	18.827	128.313	120.265
6	11:31:43.508	58.044	16.543	22.722	18.779	128.313	119.196
7	11:32:40.876	57.368	16.401	22.291	18.676	131.070	119.409
8	11:33:38.219	57.343	16.257	22.164	18.922	130.814	116.506
9	11:34:36.652	58.433	16.529	22.481	19.423	132.102	116.709
10	11:35:34.251	57.599	16.766	21.989	18.844	130.814	117.733

Lap	Time of Day	Lap Tm	S1	S2	S3	SFSpd	S1Spd
(37) Steven PATTERSON							
1	11:27:01.265	1:04.722	20.861	24.134	19.727	52.592	112.786
2	11:27:59.891	58.626	16.507	23.303	18.816	144.317	112.597
3	11:28:59.761	59.870	17.257	23.018	19.595	120.697	114.129
4	11:29:58.522	58.761	16.736	22.884	19.141	130.053	118.565
5	11:30:56.682	58.160	16.436	22.709	19.015	129.551	120.265
6	11:31:54.710	58.028	16.614	22.404	19.010	132.362	118.356
7	11:32:52.400	57.690	16.569	22.429	18.692	135.298	115.107
8	11:33:50.025	57.625	16.224	22.515	18.886	137.798	123.815
9	11:34:48.375	58.350	16.492	22.402	19.456	130.560	119.621
10	11:35:47.578	59.203	17.049	22.713	19.441	127.339	99.863

Lap	Time of Day	Lap Tm	S1	S2	S3	SFSpd	S1Spd
(122) David SUDDER							
1	11:26:56.078	1:05.192	20.218	24.599	20.375	52.882	107.890
2	11:27:57.055	1:00.977	17.528	23.962	19.487	127.098	102.611
3	11:28:55.939	58.884	16.698	22.778	19.408	131.326	110.739
4	11:29:54.420	58.481	16.702	22.140	19.639	134.754	114.323
5	11:30:52.341	57.921	16.761	22.086	19.074	133.415	116.506
6	11:31:50.404	58.063	16.367	22.418	19.278	141.877	119.409
7	11:32:48.703	58.299	16.545	22.561	19.193	138.081	116.103
8	11:33:47.827	59.124	16.941	22.940	19.243	129.551	117.733
9	11:34:46.087	58.260	16.784	22.467	19.009	134.484	112.786
10	11:35:44.244	58.157	16.166	22.391	19.600	139.227	115.107

Lap	Time of Day	Lap Tm	S1	S2	S3	SFSpd	S1Spd
(54) Gordon DUNCAN							
1	11:26:56.297	1:03.464	19.597	24.034	19.833	54.692	106.183
2	11:27:54.361	58.064	16.243	23.057	18.764	128.313	118.356
3	11:28:52.721	58.360	16.090	23.363	18.907	137.516	114.129
4	11:29:51.661	58.940	16.528	23.244	19.168	131.326	116.304
5	11:30:50.314	58.653	16.410	23.236	19.007	128.805	114.323
6	11:31:49.588	59.274	16.456	23.693	19.125	131.842	119.835
7	11:32:48.374	58.786	16.129	23.358	19.299	134.754	114.323
8	11:33:47.388	59.014	16.519	23.348	19.147	135.298	114.129

Lap	Time of Day	Lap Tm	S1	S2	S3	SFSpd	S1Spd
(41) Lukasz PIEC							
1	11:27:06.217	1:07.296	21.454	25.363	20.479	50.230	94.385
2	11:28:07.295	1:01.078	17.544	23.997	19.537		

Qualifying Results

KMSC National Motorcycle Racing AC

Scottish Championship Superbikes & KMSC Clubman

Knockhill 1.267 miles

Qualifying

04/06/2016 12:00

Qualifying (10:00 Time) started at 11:25:45

Lap	Time of Day	Lap Tm	S1	S2	S3	SFSpd	S1Spd	Lap	Time of Day	Lap Tm	S1	S2	S3	SFSpd	S1Spd
6	11:31:59.910	59.790	16.839	23.166	19.785	122.236	116.304								
7	11:33:01.770	1:01.860	16.956	23.795	21.109	122.459	113.935								
8	11:34:02.604	1:00.834	17.460	23.653	19.721	126.142	114.714								
9	11:35:05.446	1:02.842	17.421	23.973	21.448	120.915	111.105								
10	11:36:05.688	1:00.242	17.659	22.900	19.683	115.107	109.832								

(14) James ROTHERY

1	11:27:14.092	1:12.544	25.836	25.500	21.208	30.573	104.529
2	11:28:16.779	1:02.687	17.693	24.559	20.435	127.339	108.764
3	11:29:19.072	1:02.293	17.844	23.995	20.454	123.360	108.238
4	11:30:23.623	1:04.551	17.830	24.857	21.864	127.581	106.689
5	11:31:27.025	1:03.402	18.038	24.899	20.465	122.459	110.374
6	11:32:31.538	1:04.513	18.634	24.796	21.083	127.339	104.692

Clerk of the Course.

Sig : Time :
Chief Timekeeper : Ian Sharp (SMART Timing)

Results available at www.mylaps.com and www.smart-timing.co.uk

Printed: 06/06/2016 20:56:49

Orbits



KMSC National Motorcycle Racing AC

Scottish Championship Superbikes & KMSC Clubman

Knockhill 1.267 miles

Race 4 - 1st Race

04/06/2016 13:45

Race (10 Laps) started at 13:45:43

POLE POSITION

3	2	1	1
119 Kristopher DUNCAN 52.275	179 Andrew TASKER 51.687	79 Bruce BIRNIE 51.462	1
6	5	4	2
12 William MONIE 53.259	55 Donald MacFADYEN 53.100	34 John DEAN 52.628	2
9	8	7	3
33 Graeme BODEL 53.605	3 Adrian CLARK 53.490	31 Torquill PATERSON 53.433	3
12	11	10	4
44 David PRENTICE 54.909	7 James LAING 54.463	69 Rodney SCOTT 54.081	4
15	14	13	5
22 Steven WATSON 54.982	511 Marc IRONSIDE 54.927	63 Kenny PATERSON 54.915	5
18	17	16	6
11 Richard HUGHES 55.199	4 Daniel MacLEAN 55.122	67 Des BURNS 55.086	6
21	20	19	7
122 David SUDES 57.921	37 Steven PATTERSON 57.625	45 Gary HOPKINS 57.215	7
24	23	22	8
82 Geraint JONES 59.321	41 Lukasz PIEC 58.675	54 Gordon DUNCAN 58.064	8
	26	25	9
	14 James ROTHERY 1:02.293	6 Calum MacLEAN 59.780	9

Clerk of the Course.

Orbits

Sig : Time :
Chief Timekeeper : Ian Sharp (SMART Timing)

Results available at www.mylaps.com and www.smart-timing.co.uk

Printed: 06/06/2016 20:49:25



KMSC National Motorcycle Racing AC

Scottish Championship Superbikes & KMSC Clubman

Knockhill 1.267 miles

Race 23 - 2nd Race

05/06/2016 13:45

Race (10 Laps) started at 13:27:14

POLE POSITION

3	2	1	1
119 Kristopher DUNCAN 52.275	179 Andrew TASKER 51.687	79 Bruce BIRNIE 51.462	1
6	5	4	2
12 William MONIE 53.259	55 Donald MacFADYEN 53.100	34 John DEAN 52.628	2
9	8	7	3
33 Graeme BODEL 53.605	3 Adrian CLARK 53.490	31 Torquill PATERSON 53.433	3
12	11	10	4
44 David PRENTICE 54.909	7 James LAING 54.463	69 Rodney SCOTT 54.081	4
15	14	13	5
22 Steven WATSON 54.982	511 Marc IRONSIDE 54.927	63 Kenny PATERSON 54.915	5
18	17	16	6
11 Richard HUGHES 55.199	4 Daniel MacLEAN 55.122	67 Des BURNS 55.086	6
21	20	19	7
122 David SUDES 57.921	37 Steven PATTERSON 57.625	45 Gary HOPKINS 57.215	7
24	23	22	8
82 Geraint JONES 59.321	41 Lukasz PIEC 58.675	54 Gordon DUNCAN 58.064	8
27	26	25	9
36 Graham PATTERSON	14 James ROTHERY 1:02.293	6 Calum MacLEAN 59.780	9

Clerk of the Course.

Orbits

Sig : Time :
Chief Timekeeper : Ian Sharp (SMART Timing)

Results available at www.mylaps.com and www.smart-timing.co.uk

Printed: 06/06/2016 20:49:43



Qualifying Results

KMSC National Motorcycle Racing AC

Sorted on best lap time

Scottish Championship Superstock 600

Knockhill 1.267 miles

Qualifying

04/06/2016 12:15

Qualifying (10:00 Time) started at 11:38:09

Pos	No.	Name	Make/Model	CC	Class	Laps	Best Tm	Diff	Best Speed	2nd Best
1	8	Lewis ROLLO	Kawasaki	ZXR 600	S6	10	52.646		86.637	52.694
2	45	Ewan GRAY	Kawasaki	ZX6R 600	S6	11	52.672	0.026	86.594	52.723
3	49	Paul McCLUNG	Yamaha	R6 600	S6	11	52.811	0.165	86.366	52.846
4	99	Callum GRIGOR	Kawasaki	ZX6R 600	S6	10	52.811	0.165	86.366	53.436
5	81	Ryan WATSON	Yamaha	R6 600	S6	11	53.401	0.755	85.412	53.507
6	31	Torquil PATERSON	Yamaha	R6 600	S6	10	54.029	1.383	84.419	54.136
7	11	Patrick FORMAN	Kawasaki	ZX6R 600	S6	11	54.290	1.644	84.013	54.652
8	28	Paul BOWERBANK	Yamaha	R6 600	S6	6	54.369	1.723	83.891	54.419
9	21	Sean COOPER	Kawasaki	ZX6R 600	S6	11	54.452	1.806	83.764	54.781
10	75	Charlie BUNYAN	Yamaha	R6 600	S6	9	54.512	1.866	83.671	54.605
11	26	Allan RENNIE	Honda	CBR 600	S6	6	54.834	2.188	83.180	55.318
12	88	Graham PIRIE	Yamaha	R6 600	S6	7	54.998	2.352	82.932	55.146
13	84	Kyle HARPER	Kawasaki	ZX6R 600	S6	11	55.096	2.450	82.784	55.217
14	35	Kevin GILES	Kawasaki	ZX6R 600	S6	4	55.636	2.990	81.981	56.752
15	5	Kyle DUNCAN	Kawasaki	ZX6R 600	S6	10	55.655	3.009	81.953	55.747
16	4	Dan MacLEAN	Kawasaki	ZX6R 600	S6	6	55.686	3.040	81.907	55.952
17	102	Greame KERR	Suzuki	GSXR 600	S6	10	55.695	3.049	81.894	55.950
18	86	Russell WILL	Yamaha	R6 600	S6	10	56.919	4.273	80.133	57.022
19	87	Steven ALLISON	Kawasaki	ZX6R 600	S6	10	57.002	4.356	80.016	57.187
20	27	Andrew DONALD	Kawasaki	ZX6R 600	S6	11	57.038	4.392	79.966	57.165
21	184	Ryan GIBSON	Yamaha	R6 600	S6	10	58.295	5.649	78.242	59.047
22	58	Barry STEWART	Yamaha	R6 600	S6	10	58.405	5.759	78.094	58.941
23	89	David MUNRO	Yamaha	R6 600	S6	10	58.664	6.018	77.749	59.152
24	12	Anthony JACKSON	Suzuki	GSXR 600 K7	S6	10	58.921	6.275	77.410	59.024
25	17	Roddy MacLEOD	Suzuki	GSXR 600 K7	S6	10	59.068	6.422	77.218	59.379
26	79	Ashley ROBSON	Kawasaki	ZX6R 600	S6	10	59.252	6.606	76.978	59.929

Clerk of the Course.

Orbits

Sig : Time :
 Chief Timekeeper : Ian Sharp (SMART Timing)
 Results available at www.mylaps.com and www.smart-timing.co.uk



Qualifying Results

KMSC National Motorcycle Racing AC

Scottish Championship Superstock 600

Knockhill 1.267 miles

Qualifying

04/06/2016 12:15

Qualifying (10:00 Time) started at 11:38:09

Lap	Time of Day	Lap Tm	S1	S2	S3	SFSpd	S1Spd
(8) Lewis ROLLO							
1	11:39:50.887	55.822	16.932	20.643	18.247	65.343	118.775
2	11:40:44.487	53.600	15.584	20.203	17.813	140.099	120.480
3	11:41:37.181	52.694	15.104	19.887	17.703	142.177	121.133
4	11:42:30.625	53.444	15.943	19.815	17.686	143.087	121.792
5	11:43:24.182	53.557	15.249	20.419	17.889	143.087	122.236
6	11:44:17.565	53.383	15.314	20.240	17.829	141.279	121.352
7	11:45:11.013	53.448	15.147	20.128	18.173	141.877	122.683
8	11:46:04.198	53.185	15.036	20.041	18.108	143.699	123.133
9	11:46:57.476	53.278	14.993	20.504	17.781	143.392	123.133
10	11:47:50.122	52.646	15.220	19.651	17.775	143.699	124.504

Lap	Time of Day	Lap Tm	S1	S2	S3	SFSpd	S1Spd
(11) Patrick FORMAN							
1	11:39:09.892	58.568	18.088	22.089	18.391	60.457	115.305
2	11:40:05.235	55.343	15.773	21.485	18.085	137.516	115.903
3	11:41:00.604	55.369	15.953	21.495	17.921	138.366	116.506
4	11:41:56.102	55.498	16.477	21.008	18.013	139.227	117.116
5	11:42:50.392	54.290	15.661	20.620	18.009	136.954	118.775
6	11:43:45.044	54.652	15.782	20.787	18.083	138.366	115.903
7	11:44:39.946	54.902	15.744	20.966	18.192	137.234	116.103
8	11:45:34.652	54.706	15.811	20.782	18.113	136.121	116.912
9	11:46:29.959	55.307	15.768	21.219	18.320	137.234	115.305
10	11:47:25.569	55.610	15.833	21.568	18.209	135.845	114.323
11	11:48:21.461	55.892	15.493	21.464	18.935	138.081	118.775

Lap	Time of Day	Lap Tm	S1	S2	S3	SFSpd	S1Spd
(45) Ewan GRAY							
1	11:39:09.132	57.370	17.653	21.559	18.158	61.174	118.147
2	11:40:05.002	53.870	15.794	20.278	17.798	143.087	121.572
3	11:40:55.730	52.728	15.018	20.115	17.595	138.939	120.915
4	11:41:48.520	52.790	15.054	20.066	17.670	142.782	117.940
5	11:42:41.258	52.738	15.036	20.083	17.619	142.177	118.775
6	11:43:33.930	52.672	14.917	20.051	17.704	140.687	121.352
7	11:44:27.148	53.218	15.354	20.061	17.803	138.652	121.792
8	11:45:25.091	57.943	18.043	21.368	18.532	139.517	88.299
9	11:46:20.385	55.294	15.365	21.973	17.956	141.279	116.304
10	11:47:13.259	52.874	15.249	20.073	17.552	140.392	122.236
11	11:48:05.982	52.723	15.253	19.887	17.583	142.782	123.360

Lap	Time of Day	Lap Tm	S1	S2	S3	SFSpd	S1Spd
(28) Paul BOWERBANK							
1	11:39:09.658	58.831	17.988	21.980	18.863	59.178	120.049
2	11:40:05.079	55.421	15.949	21.077	18.395	143.087	122.683
3	11:41:01.291	56.212	16.419	21.515	18.278	138.939	123.587
4	11:41:55.710	54.419	15.654	20.723	18.042	140.392	123.133
5	11:42:50.079	54.369	15.476	20.681	18.212	141.577	122.236
6	11:43:45.754	55.675	16.292	21.185	18.198	141.577	121.352

Lap	Time of Day	Lap Tm	S1	S2	S3	SFSpd	S1Spd
(49) Paul McLUNG							
1	11:39:11.527	58.047	18.233	21.561	18.253	50.419	120.480
2	11:40:05.833	54.306	15.721	20.658	17.927	138.081	121.352
3	11:41:00.133	54.300	15.317	20.887	18.096	140.982	122.908
4	11:41:53.336	53.203	15.395	20.233	17.575	143.699	122.683
5	11:42:46.251	52.915	15.294	20.063	17.558	144.008	121.792
6	11:43:39.342	53.091	15.490	20.062	17.539	142.177	123.815
7	11:44:32.221	52.879	15.453	19.873	17.553	139.808	123.133
8	11:45:25.897	53.676	15.422	20.030	18.224	141.279	124.044
9	11:46:20.021	54.124	15.591	20.683	17.850	142.782	122.683
10	11:47:12.832	52.811	15.273	19.913	17.625	140.687	123.360
11	11:48:05.678	52.846	15.359	19.940	17.547	141.577	123.133

Lap	Time of Day	Lap Tm	S1	S2	S3	SFSpd	S1Spd
(21) Sean COOPER							
1	11:39:22.414	1:01.989	19.864	22.497	19.628	56.016	116.912
2	11:40:19.807	57.393	16.659	22.003	18.731	136.675	119.835
3	11:41:15.512	55.705	16.233	21.150	18.322	138.939	120.697
4	11:42:10.482	54.970	15.841	21.011	18.118	140.392	118.775
5	11:43:05.412	54.930	15.852	20.882	18.196	141.279	119.835
6	11:44:00.388	54.976	15.993	20.830	18.153	138.366	119.621
7	11:44:55.328	54.940	16.007	20.926	18.007	135.845	120.697
8	11:45:55.482	1:00.154	15.717	21.919	22.518	143.087	118.775
9	11:46:50.263	54.781	15.916	20.749	18.116	139.517	119.196
10	11:47:44.715	54.452	15.786	20.675	17.991	138.652	119.196
11	11:48:41.533	56.818	15.656	21.943	19.219	140.392	121.133

Lap	Time of Day	Lap Tm	S1	S2	S3	SFSpd	S1Spd
(99) Callum GRIGOR							
1	11:39:53.468	1:04.184	19.406	26.148	18.630	49.709	98.254
2	11:40:47.793	54.325	15.951	20.486	17.888	137.516	118.565
3	11:41:41.931	54.138	15.554	20.576	18.008	138.939	118.565
4	11:42:35.367	53.436	15.428	20.187	17.821	138.652	119.835
5	11:43:29.020	53.653	15.452	20.337	17.864	139.227	119.835
6	11:44:25.546	56.526	15.990	21.486	19.050	128.559	120.265
7	11:45:28.898	1:03.352	20.390	24.916	18.046	138.081	52.346
8	11:46:24.142	55.244	15.420	21.288	18.536	138.652	120.049
9	11:47:18.338	54.196	15.473	20.908	17.815	139.227	120.697
10	11:48:11.149	52.811	15.245	19.957	17.609	139.227	121.352

Lap	Time of Day	Lap Tm	S1	S2	S3	SFSpd	S1Spd
(75) Charlie BUNYAN							
1	11:39:19.711	1:03.501	19.592	24.221	19.688	50.419	116.912
2	11:40:16.477	56.766	16.470	21.555	18.741	139.517	115.703
3	11:41:12.238	55.761	15.775	21.775	18.211	138.081	118.775
4	11:42:06.750	54.512	15.786	20.770	17.956	137.234	119.196
5	11:43:01.900	55.150	15.734	20.929	18.487	138.939	120.480
6	11:43:57.093	55.193	16.438	20.744	18.011	143.087	118.147
7	11:44:51.698	54.605	15.957	20.579	18.069	138.652	118.356
8	11:45:46.577	54.879	15.858	20.766	18.255	138.652	120.480
9	11:46:41.310	54.733	15.833	20.787	18.113	140.982	117.733

Lap	Time of Day	Lap Tm	S1	S2	S3	SFSpd	S1Spd
(81) Ryan WATSON							
1	11:39:20.093	1:03.378	19.869	23.833	19.676	55.784	115.107
2	11:40:15.883	55.790	16.008	21.366	18.416	138.652	122.014
3	11:41:10.967	55.084	15.590	21.238	18.256	143.087	121.133
4	11:42:04.876	53.909	15.556	20.297	18.056	142.177	123.360
5	11:42:58.599	53.723	15.401	20.439	17.883	140.982	124.273
6	11:43:52.292	53.693	15.485	20.380	17.828	141.279	122.236
7	11:44:46.002	53.710	15.477	20.452	17.781	141.577	123.133
8	11:45:39.403	53.401	15.297	20.267	17.837	142.479	123.587
9	11:46:32.910	53.507	15.274	20.339	17.894	142.782	123.133
10	11:47:30.989	58.079	18.270	21.764	18.045	140.687	87.266
11	11:48:26.408	55.419	15.202	22.199	18.018	141.279	123.360

Lap	Time of Day	Lap Tm	S1	S2	S3	SFSpd	S1Spd
(26) Allan RENNIE							
1	11:39:09.225	59.089	18.435	21.818	18.836	59.335	115.107
2	11:40:04.823	55.598	15.975	21.240	18.383	136.121	111.846
3	11:41:00.141	55.318	15.975	21.042	18.301	1	

Qualifying Results

KMSC National Motorcycle Racing AC

Scottish Championship Superstock 600

Knockhill 1.267 miles

Qualifying

04/06/2016 12:15

Qualifying (10:00 Time) started at 11:38:09

Lap	Time of Day	Lap Tm	S1	S2	S3	SFSpd	S1Spd	Lap	Time of Day	Lap Tm	S1	S2	S3	SFSpd	S1Spd
10	11:47:55.865	55.853	15.784	21.748	18.321	138.939	119.621	9	11:46:58.400	57.402	16.110	22.492	18.800	143.699	117.940
11	11:48:51.302	55.437	16.109	20.993	18.335	138.081	118.356	10	11:47:55.438	57.038	16.281	22.275	18.482	139.227	116.709
								11	11:48:53.236	57.798	16.861	22.258	18.679	143.087	108.588
(35) Kevin GILES															
1	11:39:12.413	59.579	18.832	22.393	18.354	54.206	112.033	(184) Ryan GIBSON							
2	11:40:11.466	59.053	18.347	22.145	18.561	141.577	104.204	1	11:39:21.630	1:03.134	18.830	24.398	19.906	53.472	110.739
3	11:41:08.218	56.752	16.571	21.813	18.368	139.808	117.940	2	11:40:22.529	1:00.899	18.254	23.341	19.304	126.380	107.544
4	11:42:03.854	55.636	16.063	21.303	18.270	140.982	115.504	3	11:41:23.068	1:00.539	17.679	23.192	19.668	129.302	112.220
								4	11:42:22.876	59.808	17.854	22.758	19.196	130.814	109.118
								5	11:43:22.966	1:00.090	16.944	23.811	19.335	127.824	113.742
								6	11:44:22.845	59.879	17.783	23.134	18.962	132.624	111.474
								7	11:45:21.892	59.047	17.181	23.065	18.801	125.670	107.890
								8	11:46:23.299	1:01.407	17.760	24.542	19.105	130.306	96.697
								9	11:47:22.730	59.431	17.600	23.024	18.807	127.098	110.374
								10	11:48:21.025	58.295	16.721	22.689	18.885	127.581	114.910
(5) Kyle DUNCAN															
1	11:39:12.206	59.398	18.113	22.298	18.987	57.406	119.196	(58) Barry STEWART							
2	11:40:10.111	57.905	17.714	21.481	18.710	143.392	115.504	1	11:39:21.010	1:05.210	20.273	24.930	20.007	48.279	103.084
3	11:41:05.766	55.655	15.743	21.373	18.539	142.177	119.196	2	11:40:21.663	1:00.653	16.807	24.108	19.738	134.215	112.976
4	11:42:01.537	55.771	15.790	21.394	18.587	142.479	119.196	3	11:41:20.604	58.941	16.639	22.774	19.528	134.484	115.107
5	11:42:58.175	56.638	16.374	21.582	18.682	140.687	114.714	4	11:42:19.009	58.405	16.522	22.582	19.301	134.215	116.912
6	11:43:55.833	57.658	17.510	21.501	18.647	140.982	119.409	5	11:43:21.201	1:02.192	17.718	24.693	19.781	134.754	105.681
7	11:44:51.580	55.747	15.920	21.254	18.573	141.877	115.703	6	11:44:20.724	59.523	16.839	22.931	19.753	136.398	113.166
8	11:45:47.816	56.236	15.991	21.672	18.573	141.577	120.049	7	11:45:21.165	1:00.441	17.022	23.507	19.912	133.415	113.357
9	11:46:44.245	56.429	15.948	21.486	18.995	140.687	116.709	8	11:46:22.002	1:00.837	17.148	23.525	20.164	132.102	114.910
10	11:47:40.447	56.202	16.169	21.461	18.572	139.808	117.733	9	11:47:22.392	1:00.390	16.634	23.574	20.182	135.298	113.549
(4) Dan MacLEAN															
1	11:44:10.088	59.958	19.096	21.945	18.917	53.945	117.116	10	11:48:24.680	1:02.288	17.265	25.259	19.764	130.306	114.714
2	11:45:07.549	57.461	16.898	21.832	18.731	130.560	117.321	(89) David MUNRO							
3	11:46:04.883	57.334	16.400	21.605	19.329	134.215	118.356	1	11:39:25.280	1:05.606	20.444	24.642	20.520	48.841	103.402
4	11:47:00.569	55.686	16.107	21.288	18.291	133.150	119.409	2	11:40:26.715	1:01.435	18.072	23.694	19.669	126.380	102.298
5	11:47:56.521	55.952	16.211	21.366	18.375	133.947	119.621	3	11:41:27.117	1:00.402	17.298	23.670	19.434	121.352	106.859
6	11:48:53.511	56.990	16.032	22.238	18.720	138.652	116.103	4	11:42:27.020	59.903	17.277	23.439	19.187	129.551	107.890
(102) Greame KERR															
1	11:39:14.293	1:00.566	18.564	22.694	19.308	53.218	111.290	5	11:43:27.623	1:00.603	17.507	23.702	19.394	130.560	109.296
2	11:40:11.425	57.132	16.268	21.851	19.013	133.947	114.323	6	11:44:26.775	59.152	17.115	23.008	19.029	126.380	109.296
3	11:41:08.065	56.640	16.010	21.737	18.893	137.234	114.714	7	11:45:30.364	1:03.589	18.651	25.412	19.526	128.313	64.403
4	11:42:05.003	56.938	16.427	21.558	18.953	137.234	112.597	8	11:46:30.054	59.690	17.065	23.090	19.535	128.068	111.846
5	11:43:01.886	55.883	16.404	21.643	18.836	135.571	112.220	9	11:47:28.718	58.664	16.756	22.918	18.990	133.415	110.739
6	11:43:58.586	56.700	16.289	21.608	18.803	135.025	113.935	10	11:48:28.381	59.663	16.533	23.553	19.577	131.326	110.739
7	11:44:54.988	56.402	16.174	21.513	18.715	135.571	112.786	(12) Anthony JACKSON							
8	11:45:50.683	55.695	15.852	21.274	18.569	136.675	114.910	1	11:39:27.250	1:06.094	20.129	25.266	20.699	54.961	98.398
9	11:46:46.633	55.950	15.937	21.264	18.749	135.298	114.518	2	11:40:27.645	1:00.395	16.796	23.822	19.777	129.802	107.201
10	11:47:43.199	56.566	16.146	21.470	18.950	136.121	114.714	3	11:41:27.633	59.988	16.710	23.763	19.515	128.068	109.118
(86) Russell WILL															
1	11:39:23.249	1:04.253	20.466	23.891	19.896	50.533	113.166	4	11:42:27.875	1:00.242	17.092	23.654	19.496	129.053	108.413
2	11:40:22.574	59.325	17.108	23.085	19.132	136.121	116.709	5	11:43:26.899	59.024	16.650	22.889	19.485	130.560	113.357
3	11:41:20.977	58.403	16.856	22.321	19.226	135.025	117.321	6	11:44:25.971	59.072	16.489	22.896	19.687	130.814	114.910
4	11:42:19.044	58.067	16.407	22.562	19.098	136.954	117.321	7	11:45:24.892	58.921	16.732	22.977	19.212	127.824	109.474
5	11:43:16.945	57.901	17.191	21.844	18.866	136.954	117.526	8	11:46:24.883	59.991	16.499	23.955	19.537	133.150	117.116
6	11:44:14.145	57.200	16.873	21.818	18.509	137.798	119.835	9	11:47:24.554	59.671	16.601	23.703	19.367	126.380	106.351
7	11:45:11.322	57.177	16.419	21.915	18.843	138.366	117.940	10	11:48:24.715	1:00.161	16.416	24.256	19.489	127.339	114.714
8	11:46:08.961	57.639	17.211	21.786	18.642	137.234	118.356	(17) Roddy MacLEOD							
9	11:47:05.983	57.022	16.569	21.826	18.627	134.484	115.703	1	11:39:19.828	1:04.594	20.044	24.450	20.100	53.049	105.020
10	11:48:02.902	56.919	16.337	21.983	18.599	133.680	116.506	2	11:40:21.508	1:01.680	17.755	24.159	19.766	131.842	109.296
(87) Steven ALLISON															
1	11:39:17.058	1:04.254	20.002	24.216	20.036	48.244	110.374	3	11:41:22.828	1:01.320	17.733	23.823	19.764	128.559	109.832
2	11:40:21.964	59.621	17.390	22.586	19.645	123.360	114.323	4	11:42:22.453	59.625	16.789	23.151	19.685	133.415	112.220
3	11:41:20.951	58.987	16.998	22.411	19.578	126.380	114.129	5	11:43:22.707	1:00.254	16.904	23.894	19.456	132.362	110.922
4	11:42:20.208	59.257	17.336	22.712	19.209	129.053	110.556	6	11:44:21.775	59.068	16.648	23.161	19.259	135.571	109.474
5	11:43:18.533	58.325	16.662	22.735	18.928	131.326	113.935	7	11:45:21.154	59.379	16.889	23.041	19.449	134.754	111.474
6	11:44:15.852	57.319	16.334	22.042	18.943	128.068	116.506	8	11:46:24.282	1:03.128	18.361	25.329	19.438	124.968	97.540
7	11:45:13.465	57.613	16.585	21.846	19.182	126.857	116.103	9	11:47:24.192	59.910	16.806	23.748	19.356	133.415	107.030
8	11:46:11.097	57.632	16.341	22.053	19.238	130.560	115.903	10	11:48:23.720	59.528	16.637	23.668	19.223	133.947	114.518
9	11:47:08.099	57.002	16.426	21.848	18.728	131.326	116.304	(79) Ashley ROBSON							
10	11:48:05.286	57.187	16.362	21.660	19.165	131.842	113.742	1	11:39:25.186	1:07.605	21.452	25.083	21.070	49.380	103.721
(27) Andrew DONALD															
1	11:39:17.058	1:02.234	19.195	23.665	19.374	56.016	114.518	2	11:40:26.024	1:00.838	17.441	23.380	20.017	123.133	112.033
2	11:40:15.000	57.942	16.527	22.629	18.786	141.577	116.103	3	11:41:26.152	1:00.128	17.100	23.217	19.811	124.273	110.374
3	11:41:12.995	57.995	16.233	22.702	19.060	142.782	117.940								



Qualifying Results

KMSC National Motorcycle Racing AC

Scottish Championship Superstock 600

Knockhill 1.267 miles

Qualifying

04/06/2016 12:15

Qualifying (10:00 Time) started at 11:38:09

Lap	Time of Day	Lap Tm	S1	S2	S3	SFSpd	S1Spd	Lap	Time of Day	Lap Tm	S1	S2	S3	SFSpd	S1Spd
10	11:48:28.224	1:00.776	17.113	23.760	19.903	124.504	114.518								

Clerk of the Course.

Sig : Time :

Chief Timekeeper : Ian Sharp (SMART Timing)

Results available at www.mylaps.com and www.smart-timing.co.uk

Orbits



KMSC National Motorcycle Racing AC

Scottish Championship Superstock 600

Knockhill 1.267 miles

Race 5 - 1st Race

04/06/2016 14:00

Race (10 Laps) started at 14:05:00

POLE POSITION

3	2	1	1
49 Paul McCLUNG 52.811	45 Ewan GRAY 52.672	8 Lewis ROLLO 52.646	1
6	5	4	2
31 Torquil PATERSON 54.029	81 Ryan WATSON 53.401	99 Callum GRIGOR 52.811	2
9	8	7	3
21 Sean COOPER 54.452	28 Paul BOWERBANK 54.369	11 Patrick FORMAN 54.290	3
12	11	10	4
88 Graham PIRIE 54.998	26 Allan RENNIE 54.834	75 Charlie BUNYAN 54.512	4
15	14	13	5
5 Kyle DUNCAN 55.655	35 Kevin GILES 55.636	84 Kyle HARPER 55.096	5
18	17	16	6
86 Russell WILL 56.919	102 Greame KERR 55.695	4 Dan MacLEAN 55.686	6
21	20	19	7
184 Ryan GIBSON 58.295	27 Andrew DONALD 57.038	87 Steven ALLISON 57.002	7
24	23	22	8
12 Anthony JACKSON 58.921	89 David MUNRO 58.664	58 Barry STEWART 58.405	8
	26	25	9
	79 Ashley ROBSON 59.252	17 Roddy MacLEOD 59.068	9

Clerk of the Course.

Orbits

Sig : Time :
Chief Timekeeper : Ian Sharp (SMART Timing)

Results available at www.mylaps.com and www.smart-timing.co.uk



KMSC National Motorcycle Racing AC

Scottish Championship Superstock 600

Knockhill 1.267 miles

Race 24 - 2nd Race

05/06/2016 14:00

Race (10 Laps) started at 13:41:38

POLE POSITION

3	2	1	1
49 Paul McCLUNG 52.811	45 Ewan GRAY 52.672	8 Lewis ROLLO 52.646	1
6	5	4	2
31 Torquil PATERSON 54.029	81 Ryan WATSON 53.401	99 Callum GRIGOR 52.811	2
9	8	7	3
21 Sean COOPER 54.452	28 Paul BOWERBANK 54.369	11 Patrick FORMAN 54.290	3
12	11	10	4
88 Graham PIRIE 54.998	26 Allan RENNIE 54.834	75 Charlie BUNYAN 54.512	4
15	14	13	5
5 Kyle DUNCAN 55.655	35 Kevin GILES 55.636	84 Kyle HARPER 55.096	5
18	17	16	6
86 Russell WILL 56.919	102 Greame KERR 55.695	4 Dan MacLEAN 55.686	6
21	20	19	7
184 Ryan GIBSON 58.295	27 Andrew DONALD 57.038	87 Steven ALLISON 57.002	7
24	23	22	8
12 Anthony JACKSON 58.921	89 David MUNRO 58.664	58 Barry STEWART 58.405	8
	26	25	9
	79 Ashley ROBSON 59.252	17 Roddy MacLEOD 59.068	9

Clerk of the Course.

Orbits

Sig : Time :
Chief Timekeeper : Ian Sharp (SMART Timing)

Results available at www.mylaps.com and www.smart-timing.co.uk

Printed: 06/06/2016 20:59:33



Qualifying Results

KMSC National Motorcycle Racing AC

Sorted on best lap time

KMSC 125's

Knockhill 1.267 miles

Qualifying

04/06/2016 12:30

Qualifying (10:00 Time) started at 11:52:06

Pos	No.	Name	Make/Model	CC	Class	Laps	Best Tm	Diff	Best Speed	2nd Best
1	9	Rishon HICKEY	Aprilia	RS125	F125	9	1:03.177		72.195	1:03.285
2	27	James McLAREN	Aprilia	RS125	F125	5	1:03.733	0.556	71.566	1:03.883
3	88	Lewis NICOL	Aprilia	RS125	F125	9	1:06.313	3.136	68.781	1:06.455
4	8	Cameron McPHERSON	Aprilia	RS125	F125	7	1:09.450	6.273	65.674	1:09.852
5	21	Marc GIBSON	Aprilia	RS125	F125	8	1:10.696	7.519	64.517	1:11.592
6	47	Joel BAVIDGE	Aprilia	RS125	F125	8	1:11.836	8.659	63.493	1:12.632
7	15	Finlay MILNE	Aprilia	RS125	F125	8	1:13.008	9.831	62.474	1:14.269
8	44	Murray PATTISON	Aprilia	RS125	F125	6	1:14.804	11.627	60.974	1:15.421
9	23	Keirin KELLAS	Aprilia	RS125	F125	5	1:15.916	12.739	60.081	1:16.004
10	16	Mia KELLAS	Aprilia	RS125	F125	7	1:25.574	22.397	53.300	1:27.108

Clerk of the Course.

Orbits

Sig : Time :
Chief Timekeeper : Ian Sharp (SMART Timing)

Results available at www.mylaps.com and www.smart-timing.co.uk



Race Results

KMSC National Motorcycle Racing AC

KMSC 125's

Knockhill 1.267 miles

Qualifying

04/06/2016 12:30

Qualifying (10:00 Time) started at 11:52:06

Lap	Time of Day	Lap Tm	S1	S2	S3	SFSpd	S1Spd
(9) Rishon HICKEY							
1	11:53:32.854	1:15.246	26.888	25.466	22.892	22.339	81.244
2	11:54:37.183	1:04.329	19.128	24.028	21.173	99.863	
3	11:55:41.327	1:04.144	18.959	23.972	21.213	100.161	83.363
4	11:56:45.733	1:04.406	18.726			100.460	85.270
5	11:57:49.018	1:03.285	18.705	23.663	20.917	99.419	84.412
6	11:58:52.666	1:03.648	19.152	23.532	20.964	100.762	
7	11:59:56.183	1:03.517	18.763	23.588	21.166	99.863	82.543
8	12:01:00.027	1:03.844	18.854	23.831	21.159	100.310	83.780
9	12:02:03.204	1:03.177	18.540	23.544	21.093	99.714	84.732

(27) James McLAREN							
1	11:53:21.637	1:09.423	22.945	24.911	21.567	38.679	
2	11:54:25.520	1:03.883	19.071	23.903	20.909	101.678	83.260
3	11:55:29.837	1:04.317	19.349	23.885	21.083	103.402	82.039
4	11:56:34.664	1:04.827	18.919	23.964	21.944	102.611	82.442
5	11:57:38.397	1:03.733	19.102	23.542	21.089	101.524	82.951

(88) Lewis NICOL							
1	11:53:24.592	1:14.489	25.767	26.243	22.479	35.507	79.985
2	11:54:32.127	1:07.535	20.291	25.148	22.096	99.566	81.639
3	11:55:39.423	1:07.296	19.955	25.225	22.116	100.310	82.139
4	11:56:46.477	1:07.054	20.102	25.249	21.703	99.419	82.039
5	11:57:53.308	1:06.831	19.708	24.902	22.221	101.524	82.849
6	11:58:59.621	1:06.313	19.705	24.968	21.640	101.832	82.139
7	12:00:06.076	1:06.455	19.922	24.888	21.645	100.762	81.639
8	12:01:15.236	1:09.160	19.774	25.061	24.325	101.524	81.938
9	12:02:22.585	1:07.349	20.530	24.750	22.069	96.976	81.839

(8) Cameron McPHERSON							
1	11:53:31.016	1:17.291	24.791	27.438	25.062	42.047	77.761
2	11:54:41.190	1:10.174	20.902	26.154	23.118	93.726	76.345
3	11:55:51.042	1:09.852	20.263			97.399	78.488
4	11:57:01.038	1:09.996	20.341	26.730	22.925	95.868	77.224
5	11:58:10.488	1:09.450	20.233			94.785	77.313
6	11:59:23.665	1:13.177	20.442	28.583	24.152	94.919	74.647
7	12:00:38.625	1:14.960	19.987	30.624	24.349	97.117	73.422

(21) Marc GIBSON							
1	11:53:33.773	1:20.557	26.184	29.333	25.040	36.060	77.851
2	11:54:50.128	1:16.355	22.426	29.146	24.783	96.281	76.345
3	11:56:05.615	1:15.487	21.955	28.138	25.394	95.459	76.694
4	11:57:19.252	1:13.637	22.321	27.393	23.923	91.928	78.214
5	11:58:34.122	1:14.870	23.334	26.900	24.636	94.919	75.317
6	11:59:45.714	1:11.592	21.729	26.378	23.485	94.518	76.086
7	12:00:57.415	1:11.701	21.371	26.815	23.515	95.595	76.694
8	12:02:08.111	1:10.696	21.556	25.926	23.214	95.731	77.313

(47) Joel BAVIDGE							
1	11:53:34.531	1:20.049	26.157	28.801	25.091	39.244	76.345
2	11:54:50.019	1:15.488	21.855	28.069	25.564	91.802	75.317
3	11:56:05.787	1:15.768	20.950	28.821	25.997	88.299	75.148
4	11:57:18.932	1:13.145	21.270	27.595	24.280	87.608	74.730
5	11:58:31.800	1:12.868	21.313	27.861	23.694	87.040	75.064
6	11:59:44.728	1:12.928	21.392	27.600	23.936	89.596	72.785
7	12:00:57.360	1:12.632	21.602	27.208	23.822	89.477	73.907
8	12:02:09.196	1:11.836	21.053	27.421	23.362	88.884	74.730

(15) Finlay MILNE							
1	11:53:32.143	1:24.068	27.464	30.925	25.679	35.715	66.641
2	11:54:50.384	1:18.241	22.960	29.666	25.615	87.722	70.270
3	11:56:06.914	1:16.530	22.687	28.806	25.037	87.722	72.785
4	11:57:23.733	1:16.819	22.258	28.560	26.001	87.837	73.342
5	11:58:38.002	1:14.269	21.673	27.753	24.843	88.649	72.236
6	11:59:53.025	1:15.023	22.091	27.855	25.077	87.952	70.123
7	12:01:09.747	1:16.722	21.468	30.044	25.210	89.120	71.773
8	12:02:22.755	1:13.008	21.259	27.454	24.295	88.299	72.236

(44) Murray PATTISON							
1	11:53:37.555	1:26.227	28.808	31.247	26.172	31.714	65.280
2	11:54:53.667	1:16.112	22.533	28.116	25.463	88.532	70.565
3	11:56:08.471	1:14.804	22.236	27.907	24.661	88.767	73.102
4	11:57:23.892	1:15.421	22.181	27.907	25.333	91.055	74.234

Clerk of the Course.

Sig : Time :
Chief Timekeeper : Ian Sharp (SMART Timing)Results available at www.mylaps.com and www.smart-timing.co.uk

Printed: 06/06/2016 18:06:44

Orbits



KMSC National Motorcycle Racing AC

KMSC 125's

Knockhill 1.267 miles

Race 6 - 1st Race

04/06/2016 14:15

Race (10 Laps) started at 14:22:03

POLE POSITION

3 88 Lewis NICOL 1:06.313	2 27 James McLAREN 1:03.733	1 9 Rishon HICKEY 1:03.177	1
6 47 Joel BAVIDGE 1:11.836	5 21 Marc GIBSON 1:10.696	4 8 Cameron McPHERSON 1:09.450	2
9 23 Keirin KELLAS 1:15.916	8 44 Murray PATTISON 1:14.804	7 15 Finlay MILNE 1:13.008	3
		10 16 Mia KELLAS 1:25.574	4

Clerk of the Course.

Sig : Time :
Chief Timekeeper : Ian Sharp (SMART Timing)

Results available at www.mylaps.com and www.smart-timing.co.uk

Orbits



Race Results

KMSC National Motorcycle Racing AC

Sorted on Laps

Scottish Championship Lightweights

Knockhill 1.267 miles

Race 1 - 1st Race

04/06/2016 13:00

Race (10 Laps) started at 12:55:11

Pos	No.	Name	Make/Model	CC	Class	Laps	Total Tm	Diff	Best Tm	In Lap	Best Speed
1	49	Paul McCLUNG	Kawasaki	ER6	SL	10	9:26.165		54.694	2	83.393
2	5	Gillian McGAW	Kawasaki	650	SL	10	9:31.450	5.285	55.680	6	81.916
3	119	Kristopher DUNCAN	Kawasaki	ER6	SL	10	9:32.126	5.961	55.672	6	81.928
4	15	Keith DICKIE	Kawasaki	ER6	SL	10	9:33.909	7.744	55.964	6	81.500
5	155	Scott CAMPBELL	Kawasaki	ER6 650	SL	10	9:37.468	11.303	55.585	6	82.056
6	11	Lewis PATERSON	Suzuki	SV650	SL	10	9:46.439	20.274	57.272	9	79.639
7	4	Alan GIBSON	Suzuki	SV650	SL	10	9:48.132	21.967	57.444	9	79.401
8	24	Alex REID	Suzuki	650	SL	10	10:00.063	33.898	58.617	5	77.812
9	39	Stuart HAMILTON	Kawasaki	ER650	SL	10	10:00.305	34.140	58.722	10	77.673
10	2	Robert WOODWARD	Suzuki	SV650	SL	10	10:09.660	43.495	58.948	10	77.375
11	51	Kris WOODS	Suzuki	SV650	SL	10	10:10.519	44.354	59.224	6	77.014
12	79	Ashley ROBSON	Kawasaki	ZXR400	SL	10	10:14.977	48.812	59.229	4	77.008
13	14	Scott GORDON	Kawasaki	ER6	SL	10	10:15.520	49.355	58.618	9	77.810
14	149	James ALDERSON	Honda	Moto 3	SL	10	10:15.920	49.755	58.347	10	78.172
15	189	Gary CRAIG	Suzuki	SV650	SL	10	10:18.851	52.686	1:00.081	9	75.916
16	66	Kevin WATRET	Kawasaki	ER6	SL	10	10:20.539	54.374	1:00.423	3	75.486
17	55	Tom ROBINSON	Aprilia	RRV 450	SL	10	10:25.372	59.207	1:00.332	6	75.600
18	25	Jim PURVIS	Yamaha	FZR400	SL	9	9:30.327	1 Lap	1:00.910	3	74.882
19	16	Gerry KEIRNAN	Suzuki	SV650	SL	9	9:31.053	1 Lap	1:01.100	9	74.650
20	17	Michael CRITCHELL	Suzuki	SV650	SL	9	9:31.129	1 Lap	1:00.723	9	75.113
21	800	Gordon CLARK	Kawasaki	ZXR400	SL	9	9:31.487	1 Lap	1:01.233	7	74.487
22	29	Eric UTTERSON	Suzuki	SV650	SL	9	9:33.307	1 Lap	1:01.412	9	74.270
23	73	Ray MALONEY	Kawasaki	ER6	SL	9	9:34.138	1 Lap	1:01.621	4	74.018
24	89	Craig ROSS	Suzuki	SV650	SL	9	9:35.713	1 Lap	1:01.837	3	73.760
25	77	Steven CRICHTON	Suzuki	SV650	SL	9	9:43.799	1 Lap	1:03.101	6	72.282
26	112	Gordon MILLAR	Suzuki	SV650	SL	9	9:44.545	1 Lap	1:02.905	8	72.508
27	74	Christine WATSON	Suzuki	SV650	SL	9	9:44.868	1 Lap	1:02.388	8	73.108
28	90	Dean CRAWFORD	Suzuki	SV650	SL	9	9:44.979	1 Lap	1:02.122	9	73.422
Not classified											
DNF	142	Marc IRONSIDE	Kawasaki	ER6	SL	6	5:41.350	DNF	55.427	2	82.290
DNF	21	Grant REID	Kawasaki	ER6	SL	6	5:52.513	DNF	57.226	2	79.703
DNF	117	Lianne MAYHEW	Kawasaki	ZX6R 400	SL	6	6:54.449	DNF	1:04.503	2	70.711
DNF	13	Andrew BARTON	Suzuki	SV650	SL	3	3:21.277	DNF	1:02.113	3	73.432

Margin of Victory	Avg. Speed	Best Lap Tm	Best Speed	Best Lap by
5.285	80.561	54.694	83.393	49 - Paul McCLUNG

Clerk of the Course.

Orbits

Sig : Time :
Chief Timekeeper : Ian Sharp (SMART Timing)

Results available at www.mylaps.com and www.smart-timing.co.uk



Race Results

KMSC National Motorcycle Racing AC

Scottish Championship Lightweights

Knockhill 1.267 miles

Race 1 - 1st Race

04/06/2016 13:00

Race (10 Laps) started at 12:55:11

Lap	Time of Day	Lap Tm	S1	S2	S3	SFSpd	S1Spd
(49) Paul McCLUNG							
1	12:56:12.354	55.862	16.729	20.763	18.370	88.767	111.846
2	12:57:07.048	54.694	15.874	20.606	18.214	132.362	110.556
3	12:58:02.109	55.061	15.988	20.581	18.492	131.584	110.193
4	12:58:56.936	54.827	15.965	20.612	18.250	132.624	110.922
5	12:59:52.068	55.132	16.064	20.594	18.474	130.814	111.660
6	13:00:47.140	55.072	15.894	20.796	18.382	131.584	111.846
7	13:01:44.001	56.861	16.044	21.802	19.015	132.102	112.033
8	13:02:40.270	56.269	16.692	21.175	18.402	128.313	111.105
9	13:03:37.144	56.874	16.790	21.540	18.544	132.362	112.408
10	13:04:37.431	1:00.287	16.343	21.745	22.199	125.905	111.474

(5) Gillian McGAW							
1	12:56:14.229	57.598	17.250	21.556	18.792	91.552	111.474
2	12:57:10.926	56.697	16.164	21.893	18.640	132.102	112.033
3	12:58:07.014	56.088	16.358	21.267	18.463	133.150	111.474
4	12:59:02.918	55.904	16.260	21.133	18.511	133.680	111.660
5	12:59:59.179	56.261	16.153	21.436	18.672	133.150	112.408
6	13:00:54.859	55.680	16.082	20.894	18.704	133.415	112.786
7	13:01:51.054	56.195	16.484	21.133	18.578	131.326	112.220
8	13:02:49.382	58.328	16.184	22.589	19.555	131.842	113.357
9	13:03:45.755	56.373	16.478	21.257	18.638	129.551	113.357
10	13:04:42.716	56.961	16.090	21.993	18.878	131.584	113.935

(119) Kristopher DUNCAN							
1	12:56:14.331	57.651	17.466	21.458	18.727	87.952	110.922
2	12:57:11.247	56.916	16.256	22.038	18.622	130.306	111.474
3	12:58:07.432	56.185	16.128	21.532	18.525	130.814	108.941
4	12:59:03.122	55.690	15.992	21.182	18.516	131.070	112.597
5	12:59:59.267	56.145	16.058	21.499	18.588	130.814	110.374
6	13:00:54.939	55.672	16.164	21.103	18.405	130.560	110.374
7	13:01:51.245	56.306	16.588	21.156	18.562	130.053	112.220
8	13:02:49.400	58.155	16.481	22.301	19.373	131.070	111.660
9	13:03:46.134	56.734	16.247	21.187	19.300	127.098	108.941
10	13:04:43.392	57.258	15.973	21.909	19.376	129.802	112.597

(15) Keith DICKIE							
1	12:56:15.244	58.214	17.676	21.717	18.821	91.427	112.033
2	12:57:12.419	57.175	16.734	21.473	18.968	131.326	112.220
3	12:58:09.147	56.728	16.565	21.481	18.682	131.584	110.556
4	12:59:05.229	56.082	16.324	21.103	18.655	130.814	111.290
5	13:00:01.422	56.193	16.463	21.141	18.589	129.551	111.105
6	13:00:57.386	55.964	16.162	21.184	18.618	129.802	110.922
7	13:01:53.853	56.467	16.501	21.357	18.609	128.313	112.976
8	13:02:50.704	56.851	16.464	21.401	18.986	129.802	111.846
9	13:03:47.291	56.587	16.560	21.063	18.964	127.824	111.474
10	13:04:45.175	57.884	17.031	21.572	19.281	128.559	111.474

(155) Scott CAMPBELL							
1	12:56:14.636	57.713	17.440	21.678	18.595	89.358	112.597
2	12:57:11.470	56.834	16.057	22.093	18.684	132.624	111.290
3	12:58:07.577	56.107	16.047	21.605	18.455	134.215	105.184
4	12:59:03.368	55.791	16.069	21.234	18.488	133.150	112.033
5	12:59:59.512	56.144	15.998	21.490	18.656	133.415	112.220
6	13:00:55.097	55.585	16.182	21.080	18.323	133.415	112.033
7	13:01:51.405	56.308	16.513	21.334	18.461	133.150	111.105
8	13:02:49.585	58.180	16.389	22.392	19.399	131.584	109.832
9	13:03:46.348	56.763	16.552	21.223	18.988	130.306	110.922
10	13:04:48.734	1:02.386	16.019	22.283	24.084	129.551	109.653

(11) Lewis PATERSON							
1	12:56:18.258	1:00.253	17.857	22.518	19.878	88.416	105.349
2	12:57:16.711	58.453	16.587	21.946	19.920	124.735	105.681
3	12:58:14.336	57.625	16.399	21.863	19.363	123.815	105.349
4	12:59:12.474	58.138	16.434	21.720	19.984	125.435	105.349
5	13:00:09.957	57.483	16.420	21.716	19.347	124.504	105.515
6	13:01:07.337	57.380	16.412	21.721	19.247	122.908	104.856
7	13:02:05.317	57.980	16.301	21.823	19.856	124.968	105.184
8	13:03:02.667	57.350	16.389	21.689	19.272	121.572	104.366
9	13:03:59.939	57.272	16.258	21.639	19.375	124.273	103.721
10	13:04:57.705	57.766	16.543	21.617	19.606	121.352	104.692

(4) Alan GIBSON							
-----------------	--	--	--	--	--	--	--

Lap	Time of Day	Lap Tm	S1	S2	S3	SFSpd	S1Spd
1	12:56:17.205	1:00.010	17.840	22.645	19.525	90.809	107.717
2	12:57:15.530	58.325	16.500	22.220	19.605	125.201	107.890
3	12:58:13.761	58.231	16.424	22.325	19.482	124.273	107.890
4	12:59:12.140	58.379	16.310	22.113	19.956	124.504	107.544
5	13:00:10.374	58.234	16.762	22.369	19.103	124.504	107.544
6	13:01:08.518	58.144	16.708	22.165	19.271	124.968	107.544
7	13:02:06.284	57.766	16.345	22.018	19.403	125.435	107.717
8	13:03:04.072	57.788	16.514	22.130	19.144	124.273	107.372
9	13:04:01.516	57.444	16.272	21.878	19.294	124.968	107.544
10	13:04:59.398	57.882	16.374	22.213	19.295	124.273	107.717

(24) Alex REID							
1	12:56:17.898	1:00.653	18.248	22.372	20.033	89.596	104.204
2	12:57:16.935	59.037	16.872	22.489	19.676	123.133	101.832
3	12:58:15.601	58.666	16.905	22.195	19.566	123.133	101.678
4	12:59:14.279	58.678	16.862	22.165	19.651	122.683	101.987
5	13:00:12.896	58.617	16.836	22.261	19.520	122.236	101.832
6	13:01:11.870	58.974	16.886	22.327	19.761	121.352	101.218
7	13:02:11.320	59.450	17.026	22.678	19.746	120.265	100.011
8	13:03:12.044	1:00.724	17.293	22.925	20.506	121.133	101.066
9	13:04:11.957	59.913	17.388	22.631	19.894	120.265	100.011
10	13:05:11.329	59.372	17.148	22.340	19.884	120.049	100.611

(39) Stuart HAMILTON							
1	12:56:18.996	1:01.651	18.279	23.100	20.272	91.928	107.030
2	12:57:18.233	59.237	17.030	22.461	19.746	126.618	107.544
3	12:58:17.568	59.335	16.941	22.499	19.895	125.435	106.351
4	12:59:16.842	59.274	16.858	22.544	19.872	125.201	106.859
5	13:00:16.052	59.210	16.854	22.677	19.679	125.670	106.689
6	13:01:14.976	58.924	16.729	22.460	19.735	126.142	106.351
7	13:02:13.935	58.959	17.008	22.343	19.608	125.670	106.351
8	13:03:13.873	59.938	17.027	22.253	20.658	125.435	106.183
9	13:04:12.849	58.976	16.944	22.391	19.641	124.044	106.183
10	13:05:11.571	58.722	16.756	22.466	19.500	126.142	106.859

(2) Robert WOODWARD							
1	12:56:21.024	1:03.259	18.499	24.098	20.662	89.477	99.566
2	12:57:21.375	1:00.351	17.075	22.999	20.277	118.565	100.460
3	12:58:22.609	1:01.234	17.113	23.622	20.499	118.775	98.833
4	12:59:22.905	1:00.296	17.327	23.181	19.788	119.196	100.762
5	13:00:22.508	59.603	16.966	22.888	19.749	120.049	101.066
6	13:01:22.470	59.962	17.042	22.915	20.005	118.775	100.161
7	13:02:22.365	59.895	16.850	23.146	19.899	119.835	99.714
8	13:03:22.514	1:00.149	16.951	23.224	19.974	121.352	99.272
9	13:04:21.978	59.464	16.908	22.729	19.827	119.409	100.460
10	13:05:20.926	58.948	16.753	22.593	19.602	119.196	100.310

(51) Kris WOODS							
1	12:56:21.144	1:02.626	18.761	23.820	20.045	87.837	98.979
2	12:57:21.746	1:00.602	17.815	23.250	19.537	118.356	98.543
3	12:58:22.430	1:00.684	17.222	23.586	19.876	125.201	101.218
4	12:59:22.321	59.891	17.180	23.171	19.540	122.908	103.402
5	13:00:22.269	59.948	17.307	22.871	19.770	122.236	103.084
6	13:01:21.493	59.224	17.011	22.826	19.387	122.683	102.142
7	13:02:21.739	1:00.246	17.481	23.142	19.623	122.908	99.714
8	13:03:22.645	1:00.906	17.165</				

KMSC National Motorcycle Racing AC

Scottish Championship Lightweights

Knockhill 1.267 miles

Race 1 - 1st Race

04/06/2016 13:00

Race (10 Laps) started at 12:55:11

Lap	Time of Day	Lap Tm	S1	S2	S3	SFSpd	S1Spd	Lap	Time of Day	Lap Tm	S1	S2	S3	SFSpd	S1Spd
3	12:58:22.917	1:00.503	17.352	23.000	20.151	118.356	98.111	6	13:01:35.251	1:02.104	17.778	23.592	20.734	121.792	104.529
4	12:59:24.544	1:01.627	17.649	23.491	20.487	117.733	99.714	7	13:02:37.901	1:02.650	18.564	23.360	20.726	113.166	104.529
5	13:00:25.571	1:01.027	17.625	22.836	20.566	116.912	100.011	8	13:03:41.219	1:03.318	18.048	24.036	21.234	121.133	98.979
6	13:01:27.366	1:01.795	17.658	23.804	20.333	119.835	95.188	9	13:04:42.319	1:01.100	17.274	23.419	20.407	122.236	106.015
7	13:02:28.615	1:01.249	18.068	22.871	20.310	119.196	98.398	(17) Michael CRITCHELL							
8	13:03:28.825	1:00.210	17.343	23.210	19.657	119.409	98.833	1	12:56:25.011	1:05.493	19.672	24.753	21.068	96.976	96.281
9	13:04:27.443	58.618	16.919	22.193	19.506	116.912	97.824	2	12:57:28.107	1:03.096	18.470	24.097	20.529	120.915	99.566
10	13:05:26.786	59.343	17.038	22.195	20.110	117.321	97.117	3	12:58:30.094	1:01.987	18.202	23.611	20.174	122.683	101.524
(149) James ALDERSON								4	12:59:32.674	1:02.580	18.163	23.985	20.432	124.735	103.721
1	12:56:24.048	1:04.644	19.478	24.128	21.038	86.814	96.976	5	13:00:34.713	1:02.039	17.588	23.557	20.894	122.236	104.366
2	12:57:25.325	1:01.277	17.943	23.252	20.082	115.107	100.011	6	13:01:36.532	1:01.819	17.630	23.674	20.515	119.621	102.298
3	12:58:24.909	59.584	17.857	22.235	19.492	116.912	98.979	7	13:02:38.750	1:02.218	18.255	23.661	20.302	123.360	102.768
4	12:59:24.992	1:00.083	17.346	22.669	20.068	119.196	100.914	8	13:03:41.672	1:02.922	17.926	23.925	21.071	122.908	102.768
5	13:00:25.904	1:00.912	17.862	22.659	20.391	116.304	101.066	9	13:04:42.395	1:00.723	17.883	22.908	19.932	120.915	102.454
6	13:01:27.142	1:01.238	17.584	23.290	20.364	120.915	101.987	(800) Gordon CLARK							
7	13:02:28.494	1:01.352	18.187	22.591	20.574	118.147	100.611	1	12:56:26.045	1:06.808	20.478	25.468	20.862	83.157	82.951
8	13:03:29.448	1:00.954	17.584	23.226	20.144	117.526	99.272	2	12:57:29.550	1:03.505	18.518	24.729	20.258	121.572	98.254
9	13:04:28.839	59.391	17.254	22.647	19.490	120.697	100.611	3	12:58:31.535	1:01.985	17.467	24.019	20.499	120.480	95.595
10	13:05:27.186	58.347	17.144	21.955	19.248	117.733	99.863	4	12:59:33.908	1:02.373	17.385	24.091	20.897	123.815	100.460
(189) Gary CRAIG								5	13:00:35.924	1:02.016	17.475	23.867	20.674	118.985	99.714
1	12:56:20.104	1:01.906	18.011	23.774	20.121	93.726	104.366	6	13:01:37.744	1:01.810	17.925	23.759	20.136	120.265	103.420
2	12:57:21.019	1:00.915	17.299	23.275	20.341	122.236	105.349	7	13:02:38.977	1:01.233	17.529	23.641	20.063	124.735	101.066
3	12:58:22.189	1:01.170	17.390	23.184	20.596	122.236	104.043	8	13:03:41.375	1:02.398	17.334	23.866	21.198	123.815	103.561
4	12:59:23.959	1:01.770	18.290	23.386	20.094	122.014	101.678	9	13:04:42.753	1:01.378	18.398	23.217	19.763	114.518	101.678
5	13:00:25.169	1:01.210	16.962	23.502	20.746	124.968	104.529	(29) Eric UTTERSON							
6	13:01:26.701	1:01.532	17.681	23.487	20.364	122.236	103.402	1	12:56:26.076	1:07.266	20.466	25.710	21.090	93.335	89.716
7	13:02:28.239	1:01.538	17.488	23.328	20.722	122.236	103.084	2	12:57:29.274	1:03.198	17.793	24.733	20.672	122.014	99.863
8	13:03:29.160	1:00.921	17.117	23.668	20.136	121.133	104.366	3	12:58:31.474	1:02.200	17.499	24.100	20.601	122.908	96.836
9	13:04:29.241	1:00.081	17.051	23.020	20.010	124.735	104.529	4	12:59:33.505	1:02.031	17.218	24.134	20.679	123.815	100.762
10	13:05:30.117	1:00.876	17.248	23.105	20.523	122.459	104.204	5	13:00:35.859	1:02.354	17.630	23.969	20.755	122.683	99.566
(66) Kevin WATRET								6	13:01:37.675	1:01.816	18.006	23.442	20.368	121.792	104.043
1	12:56:21.826	1:03.486	18.520	24.992	19.974	91.677	96.005	7	13:02:39.743	1:02.068	17.843	23.857	20.368	118.565	100.611
2	12:57:22.764	1:00.938	17.720	23.531	19.687	115.504	102.926	8	13:03:43.161	1:03.418	18.144	24.661	20.613	122.683	101.524
3	12:58:23.187	1:00.423	17.262	23.450	19.711	123.133	100.011	9	13:04:44.573	1:01.412	17.020	23.537	20.855	120.049	102.926
4	12:59:24.517	1:01.330	17.519	23.927	19.884	120.697	93.988	(73) Ray MALONEY							
5	13:00:25.283	1:00.766	16.962	23.381	20.423	120.480	107.201	1	12:56:26.596	1:07.333	20.275	26.185	20.873	92.054	83.885
6	13:01:27.745	1:02.462	17.751	24.675	20.036	117.116	99.419	2	12:57:29.522	1:02.926	17.949	24.432	20.545	116.912	102.768
7	13:02:29.471	1:01.726	18.211	23.418	20.097	113.549	104.204	3	12:58:32.502	1:02.980	17.695	24.016	21.269	119.409	97.967
8	13:03:30.003	1:00.532	17.106	23.645	19.781	122.014	106.015	4	12:59:34.123	1:01.621	17.463	24.027	20.131	114.714	101.524
9	13:04:30.906	1:00.903	17.678	23.367	19.858	121.352	105.681	5	13:00:36.073	1:01.950	17.512	23.915	20.523	117.526	94.785
10	13:05:31.805	1:00.899	17.420	23.457	20.022	124.735	103.882	6	13:01:38.103	1:02.030	18.234	23.607	20.189	116.709	99.419
(55) Tom ROBINSON								7	13:02:39.941	1:01.838	17.651	23.798	20.389	116.709	99.863
1	12:56:24.336	1:05.513	19.710	24.305	21.498	91.055	94.518	8	13:03:43.208	1:03.267	18.221	24.656	20.390	117.321	99.125
2	12:57:26.817	1:02.481	18.104	23.514	20.863	116.709	97.967	9	13:04:45.404	1:02.196	17.718	23.594	20.884	112.033	99.419
3	12:58:28.728	1:01.911	17.710	23.608	20.593	117.733	97.257	(89) Craig ROSS							
4	12:59:31.047	1:02.319	17.634	23.995	20.690	120.265	97.540	1	12:56:25.413	1:06.392	20.464	24.916	21.012	96.836	85.596
5	13:00:31.657	1:00.610	17.107	23.251	20.252	122.236	99.863	2	12:57:27.808	1:02.395	17.903	23.665	20.827	121.133	100.310
6	13:01:31.989	1:00.332	17.177	23.094	20.061	120.915	100.310	3	12:58:29.645	1:01.837	18.025	23.394	20.418	121.572	95.731
7	13:02:33.529	1:01.540	18.013	23.167	20.360	114.518	99.714	4	12:59:32.625	1:02.980	17.534	24.363	21.083	117.940	102.298
8	13:03:34.559	1:01.030	17.395	23.207	20.428	120.049	99.714	5	13:00:35.509	1:02.884	18.130	23.808	20.946	115.903	96.697
9	13:04:35.801	1:01.242	17.489	22.978	20.775	118.775	100.460	6	13:01:37.563	1:02.054	17.780	23.548	20.726	116.709	103.402
10	13:05:36.638	1:00.837	17.730	22.976	20.131	112.408	97.682	7	13:02:40.573	1:03.010	18.762	23.620	20.628	114.714	98.254
(25) Jim PURVIS								8	13:03:43.881	1:03.308	17.854	24.668	20.786	118.147	95.731
1	12:56:26.441	1:06.823	20.342	25.455	21.026	92.181	90.320	9	13:04:46.979	1:03.098	18.231	24.200	20.667	116.709	94.518
2	12:57:28.283	1:01.842	17.611	24.129	20.102	120.480	102.142	(77) Steven CRICHTON							
3	12:58:29.193	1:00.910	17.022	23.208	20.680	125.201	103.721	1	12:56:27.946	1:08.271	20.684	26.259	21.328	85.270	86.479
4	12:59:32.095	1:02.902	17.561	24.377	20.964	124.504	100.762	2	12:57:31.626	1:03.680	18.107	24.494	21.079	117.321	102.298
5	13:00:34.369	1:02.274	17.624	23.774	20.876	120.265	101.987	3	12:58:34.782	1:03.156	17.988	24.218	20.950	119.196	101.066
6	13:01:36.363	1:01.994	17.392	23.954	20.648	120.697	102.611	4	12:59:37.890	1:03.108	17.774	24.277	21.057	119.621	102.611
7	13:02:38.561	1:02.198	18.027	23.510	20.661	116.304	103.721	5	13:00:41.577	1:03.687	18.216	24.646	20.825	117.940	100.460
8	13:03:39.923	1:01.362	17.236	23.490	20.636	120.915	103.561	6	13:01:44.678	1:03.101	17.904	24.221	20.976	118.147	100.310
9	13:04:41.593	1:01.670	17.292	23.765	20.613	122.014	102.926	7	13:02:48.458	1:03.780	18.362	24.574	20.844	114.323	99.566
(16) Gerry KEIRNAN								8	13:03:51.823	1:03.365	18.850	23.944	20.571	117.940	100.161
1	12:56:23.505	1:04.610	19.172	24.415	21.023	97.399	101.832	9	13:04:55.065	1:03.242	17.982	24.218	21.042	116.912	99.272
2	12:57:26.515	1:03.010	17.991	23.645	21.374	122.459	106.015	(112) Gordon MILLAR							
3	12:58:28.362	1:01.847	17.675	23.578	20.594	123.587	104.204	1	12:56:26.982	1:06.865	20.206	25.835	20.824	89.002	96.143
4	12:59:30.797	1:02.435	17.722	23.917	20.796	123.587	104.856	2	12:57:31.505	1:04.523	18.842	24.459	21.222	116.506	98.543

KMSC National Motorcycle Racing AC

Scottish Championship Lightweights

Knockhill 1.267 miles

Race 1 - 1st Race

04/06/2016 13:00

Race (10 Laps) started at 12:55:11

Lap	Time of Day	Lap Tm	S1	S2	S3	SFSpd	S1Spd	Lap	Time of Day	Lap Tm	S1	S2	S3	SFSpd	S1Spd
3	12:58:35.875	1:04.370	18.810	24.408	21.152	118.356	100.161								
4	12:59:39.469	1:03.594	18.275	24.371	20.948	116.506	101.371								
5	13:00:43.055	1:03.586	18.176	24.230	21.180	117.733	100.161								
6	13:01:46.655	1:03.600	18.229	24.373	20.998	115.903	100.161								
7	13:02:49.823	1:03.168	18.375	23.947	20.846	115.504	100.161								
8	13:03:52.728	1:02.905	18.510	23.728	20.667	115.305	101.524								
9	13:04:55.811	1:03.083	17.917	24.243	20.923	117.733	99.125								

(74) Christine WATSON

1	12:56:28.724	1:08.980	20.502	26.633	21.845	96.558	87.837
2	12:57:31.965	1:03.241	18.221	24.055	20.965	116.709	99.714
3	12:58:36.789	1:04.824	18.506	24.716	21.602	120.265	97.967
4	12:59:40.174	1:03.385	18.173	23.838	21.374	115.305	98.111
5	13:00:43.539	1:03.365	18.105	24.214	21.046	114.323	98.688
6	13:01:47.068	1:03.529	18.392	24.105	21.032	116.304	97.824
7	13:02:51.023	1:03.955	18.586	23.932	21.437	116.506	97.540
8	13:03:53.411	1:02.388	18.214	23.436	20.738	116.709	98.979
9	13:04:56.134	1:02.723	17.907	24.033	20.783	116.506	98.688

(90) Dean CRAWFORD

1	12:56:28.852	1:08.203	20.151	26.492	21.560	96.281	92.690
2	12:57:32.225	1:03.373	18.530	24.183	20.660	123.587	101.678
3	12:58:36.546	1:04.321	18.654	24.683	20.984	122.014	101.371
4	12:59:40.008	1:03.462	18.561	24.223	20.678	120.480	97.540
5	13:00:43.766	1:03.758	18.640	24.458	20.660	120.480	101.066
6	13:01:47.496	1:03.730	18.402	24.493	20.835	119.409	99.714
7	13:02:51.884	1:04.388	18.506	24.773	21.109	113.549	100.460
8	13:03:54.123	1:02.239	18.623	23.430	20.186	112.976	102.926
9	13:04:56.245	1:02.122	17.857	23.746	20.519	123.133	102.454

(142) Marc IRONSIDE

1	12:56:12.614	56.158	16.765	21.128	18.265	89.836	108.238
2	12:57:08.041	55.427	15.922	20.884	18.621	129.802	109.474
3	12:58:04.398	56.357	16.322	21.101	18.934	125.201	107.030
4	12:59:00.532	56.134	16.423	21.066	18.645	121.352	106.183
5	12:59:56.573	56.041	16.299	21.006	18.736	127.098	108.238
6	13:00:52.616	56.043	16.277	21.071	18.695	127.581	108.064

(21) Grant REID

1	12:56:15.897	58.915	17.647	22.136	19.132	92.181	112.033
2	12:57:13.123	57.226	16.362	21.740	19.124	132.886	112.786
3	12:58:10.459	57.336	16.477	21.620	19.239	132.624	112.408
4	12:59:08.091	57.632	16.381	21.903	19.348	129.302	111.290
5	13:00:05.836	57.745	16.450	21.898	19.397	130.560	112.408
6	13:01:03.779	57.943	16.688	21.843	19.412	129.802	110.556

(117) Lianne MAYHEW

1	12:56:29.882	1:09.775	21.584	26.389	21.802	89.836	91.552
2	12:57:34.385	1:04.503	18.653	24.289	21.561	113.742	96.836
3	12:58:39.994	1:05.609	18.969	24.690	21.950	112.597	94.785
4	12:59:46.131	1:06.137	19.316	24.823	21.998	111.660	93.335
5	13:00:52.955	1:06.824	19.100	25.424	22.300	112.220	93.465
6	13:02:05.715	1:12.760	23.801	25.556	23.403	107.201	90.198

(13) Andrew BARTON

1	12:56:27.533	1:08.355	20.872	26.386	21.097	85.925	86.479
2	12:57:30.430	1:02.897	17.974	24.130	20.793	121.352	103.084
3	12:58:32.543	1:02.113	17.724	23.421	20.968	121.792	101.371

Clerk of the Course.

Sig : Time :
Chief Timekeeper : Ian Sharp (SMART Timing)

Results available at www.mylaps.com and www.smart-timing.co.uk

Printed: 06/06/2016 20:45:17

Orbits



KMSC National Motorcycle Racing AC

Lapchart

Scottish Championship Lightweights

Knockhill 1.267 miles

Race 1 - 1st Race

04/06/2016 13:00

Race (10 Laps) started at 12:55:11

Competitors	Laps	Laps										
		0	1	2	3	4	5	6	7	8	9	10
Marc IRONSIDE (142)	1	142	49	49	49	49	49	49	49	49	49	49
Paul McCLUNG (49)	2	49	142	142	142	142	142	5	5	5	5	5
Gillian McGAW (5)	3	5	5	5	5	5	5	119	119	119	119	119
Kristopher DUNCAN (119)	4	119	119	119	119	119	119	155	155	155	15	15
Scott CAMPBELL (155)	5	155	155	155	155	155	155	15	15	15	155	155
Grant REID (21)	6	21	15	15	15	15	15	15	11	11	11	11
Keith DICKIE (15)	7	15	21	21	21	21	21	21	4	4	4	4
Alan GIBSON (4)	8	4	4	4	4	4	11	11	24	24	24	24
Alex REID (24)	9	24	24	11	11	11	4	4	39	39	39	39
Stuart HAMILTON (39)	10	39	11	24	24	24	24	24	51	2	2	2
Robert WOODWARD (2)	11	2	39	39	39	39	39	39	2	51	51	51
Lewis PATERSON (11)	12	11	189	189	189	51	51	51	79	79	79	79
Gary CRAIG (189)	13	189	2	2	51	2	2	2	189	14	14	14
Scott GORDON (14)	14	14	51	51	2	189	189	189	149	189	149	149
Kevin WATRET (66)	15	66	14	14	14	66	66	79	14	149	189	189
Kris WOODS (51)	16	51	66	66	66	14	14	149	66	66	66	66
Eric UTTERSON (29)	17	29	16	149	149	149	79	14	55	55	55	55
Tom ROBINSON (55)	18	55	149	79	79	79	149	66	16	25	25	25
Gerry KEIRNAN (16)	19	16	55	16	16	16	55	55	25	16	16	16
Craig ROSS (89)	20	89	79	55	55	55	16	16	17	800	17	17
Ashley ROBSON (79)	21	79	17	89	25	25	25	25	800	17	800	800
Andrew BARTON (13)	22	13	89	17	89	89	17	17	29	29	29	29
Gordon CLARK (800)	23	800	800	25	17	17	89	89	73	73	73	73
Ray MALONEY (73)	24	73	29	29	29	29	29	29	89	89	89	89
James ALDERSON (149)	25	149	25	73	800	800	800	800	77	77	77	77
Michael CRITCHELL (17)	26	17	73	800	73	73	73	73	112	112	112	112
Jim PURVIS (25)	27	25	112	13	13	77	77	77	74	74	74	74
Steven CRICHTON (77)	28	77	13	112	77	112	112	112	90	90	90	90
Christine WATSON (74)	29	74	77	77	112	90	74	74				
Lianne MAYHEW (117)	30	117	74	74	90	74	90	90				
Gordon MILLAR (112)	31	112	90	90	74	117	117	117				
Dean CRAWFORD (90)	32	90	117	117	117							

Margin of Victory	Avg. Speed	Best Lap Tm	Best Speed	Best Lap by
5.285	80.561	54.694	83.393	49 - Paul McCLUNG

Clerk of the Course.

Orbits

Sig : Time :
Chief Timekeeper : Ian Sharp (SMART Timing)

Results available at www.mylaps.com and www.smart-timing.co.uk

Printed: 06/06/2016 20:45:38



KMSC National Motorcycle Racing AC

KMSC Lightweights

Knockhill 1.267 miles

Race 7 - 1st Race

04/06/2016 14:30

Race (12 Laps) started at 14:49:04

POLE POSITION

3	2	1	1
119 Kristopher DUNCAN	5 Gillian McGAW	49 Paul McCLUNG	1
6	5	4	2
11 Lewis PATERSON	155 Scott CAMPBELL	15 Keith DICKIE	2
9	8	7	3
39 Stuart HAMILTON	24 Alex REID	4 Alan GIBSON	3
12	11	10	4
79 Ashley ROBSON	51 Kris WOODS	2 Robert WOODWARD	4
15	14	13	5
189 Gary CRAIG	149 James ALDERSON	14 Scott GORDON	5
18	17	16	6
25 Jim PURVIS	55 Tom ROBINSON	66 Kevin WATRET	6
21	20	19	7
800 Gordon CLARK	17 Michael CRITCHELL	16 Gerry KEIRNAN	7
24	23	22	8
89 Craig ROSS	73 Ray MALONEY	29 Eric UTTERSON	8
27	26	25	9
74 Christine WATSON	112 Gordon MILLAR	77 Steven CRICHTON	9
30	29	28	10
21 Grant REID	142 Marc IRONSIDE	90 Dean CRAWFORD	10

Clerk of the Course.

Orbits

Sig : Time :
Chief Timekeeper : Ian Sharp (SMART Timing)


Results available at www.mylaps.com and www.smart-timing.co.uk





KMSC National Motorcycle Racing AC

KMSC Lightweights	Knockhill 1.267 miles
Race 7 - 1st Race	04/06/2016 14:30
Race (12 Laps) started at 14:49:04	



33

118 Rod WALKER

32

13 Andrew BARTON

31

11



Race Results

KMSC National Motorcycle Racing AC

Sorted on Laps

National Pre-Injection 600

Knockhill 1.267 miles

Race 2 - 1st Race

04/06/2016 13:15

Race (10 Laps) started at 13:11:16

Pos	No.	Name	Make/Model	CC	Class	Laps	Total Tm	Diff	Best Tm	In Lap	Best Speed
1	91	Lewis SHAND	Yamaha	R6 600	PI6	10	9:14.827		54.404	3	83.837
2	47	Steven HADDOW	Yamaha	R6 600	PI6	10	9:15.460	0.633	54.233	10	84.102
3	48	David McCAFFERTY	Yamaha	R6 600	PI6	10	9:17.845	3.018	54.400	5	83.844
4	89	Alex BASS	Yamaha	R6 600	PI6	10	9:17.859	3.032	54.382	3	83.871
5	41	Kieran MURRAY	Kawasaki	ZX6 600	PI6	10	9:23.425	8.598	54.851	3	83.154
6	6	James WILKEN	Yamaha	R6 600	PI6	10	9:37.348	22.521	56.566	3	80.633
7	26	Alan McGREGOR	Yamaha	R6	PI6	10	9:40.459	25.632	56.096	3	81.309
8	60	Douglas BROWN	Yamaha	R6 600	PI6	10	9:53.712	38.885	58.008	3	78.629
9	23	Andrew CUTHBERT	Kawasaki	ZXR 600	PI6	10	9:57.636	42.809	58.245	6	78.309
10	69	Mark BOWRAN	Yamaha	R6 600	PI6	10	10:01.961	47.134	58.458	10	78.023
11	118	Craig MOFFAT	Yamaha	R6 600	PI6	10	10:06.907	52.080	58.857	5	77.494
12	129	Martin HERRIOT	Yamaha	R6 600	PI6	9	9:16.130	1 Lap	59.765	4	76.317
13	117	Joe HENDRIE	Yamaha	R6 600	PI6	9	9:22.884	1 Lap	1:00.852	7	74.954
14	113	Alan JACKSON	Honda	CBR 600	PI6	9	9:29.036	1 Lap	1:01.654	4	73.979
15	123	Graham BLACKIE	Honda	CBR600	PI6	9	9:35.577	1 Lap	1:01.437	9	74.240
16	73	Fraser CAMERON	Yamaha	R6 600	PI6	9	9:36.331	1 Lap	1:02.529	3	72.944
17	45	Gerry SULLIVAN	Kawasaki	ZX6R 600	PI6	9	9:49.518	1 Lap	1:02.534	4	72.938
18	79	Jimmy ROTHERY	Yamaha	R6 600	PI6	9	9:50.619	1 Lap	1:03.916	3	71.361
19	196	Martin MacLENNAN	Honda	CBR 600	PI6	9	10:06.108	1 Lap	1:04.675	9	70.523
20	50	Finlay BAIN	Yamaha	R6 600	PI6	9	10:11.691	1 Lap	1:04.399	9	70.826
21	27	Darren ANDERSON	Kawasaki	ZXR 600	PI6	9	10:23.574	1 Lap	1:07.264	6	67.809
22	888	Joe CAIRNEY	Honda	CBR6	PI6	8	9:20.588	2 Laps	1:07.802	7	67.271
Not classified											
DNF	33	Scott LOGAN	Honda	CBR 600	PI6	6	6:05.289	DNF	58.879	3	77.466

Margin of Victory	Avg. Speed	Best Lap Tm	Best Speed	Best Lap by
0.633	82.207	54.233	84.102	47 - Steven HADDOW

Clerk of the Course.

Orbits

 Sig : Time :
 Chief Timekeeper : Ian Sharp (SMART Timing)

 Results available at www.mylaps.com and www.smart-timing.co.uk


KMSC National Motorcycle Racing AC

National Pre-Injection 600

Knockhill 1.267 miles

Race 2 - 1st Race

04/06/2016 13:15

Race (10 Laps) started at 13:11:16

Lap	Time of Day	Lap Tm	S1	S2	S3	SFSpd	S1Spd
(91) Lewis SHAND							
1	13:12:17.791	56.655	17.226	21.208	18.221	89.836	114.518
2	13:13:12.408	54.617	15.605	20.696	18.316	140.099	117.733
3	13:14:06.812	54.404	15.458	20.890	18.056	139.808	117.940
4	13:15:01.407	54.595	15.511	20.881	18.203	140.099	116.709
5	13:15:56.607	55.200	15.509	20.624	19.067	140.982	117.321
6	13:16:51.578	54.971	16.179	20.479	18.313	139.517	118.565
7	13:17:46.255	54.677	15.425	21.051	18.201	139.517	118.565
8	13:18:40.817	54.562	15.550	20.762	18.250	140.687	116.709
9	13:19:35.877	55.060	15.932	20.599	18.529	139.517	117.116
10	13:20:30.842	54.965	15.536	21.120	18.309	139.227	117.733

Lap	Time of Day	Lap Tm	S1	S2	S3	SFSpd	S1Spd
(47) Steven HADDOW							
1	13:12:18.312	57.181	17.042	21.606	18.533	92.818	113.357
2	13:13:12.679	54.367	15.405	20.585	18.377	137.516	116.304
3	13:14:07.084	54.405	15.538	20.709	18.158	138.652	116.304
4	13:15:01.696	54.612	15.513	20.729	18.370	139.517	116.304
5	13:15:56.879	55.183	15.305	20.745	19.133	139.227	117.733
6	13:16:52.395	55.516	16.382	20.698	18.436	138.366	115.903
7	13:17:47.401	55.006	15.442	21.286	18.278	137.516	117.321
8	13:18:42.345	54.944	15.354	21.387	18.203	137.798	117.733
9	13:19:37.242	54.897	15.686	20.721	18.490	137.516	117.116
10	13:20:31.475	54.233	15.364	20.634	18.235	136.121	117.321

Lap	Time of Day	Lap Tm	S1	S2	S3	SFSpd	S1Spd
(48) David McCafferty							
1	13:12:19.308	57.688	17.197	21.882	18.609	89.002	117.940
2	13:13:14.661	55.353	15.749	21.300	18.304	141.877	117.940
3	13:14:09.564	54.903	15.684	20.967	18.252	142.177	116.304
4	13:15:04.070	54.506	15.457	20.664	18.385	140.687	118.147
5	13:15:58.470	54.400	15.385	20.771	18.244	140.687	118.147
6	13:16:53.109	54.639	15.136	21.121	18.382	141.877	120.480
7	13:17:49.372	56.263	15.835	21.095	19.333	141.577	118.356
8	13:18:44.643	55.271	15.321	21.608	18.342	141.279	119.409
9	13:19:39.193	54.550	15.181	21.061	18.308	140.392	120.697
10	13:20:33.860	54.667	15.400	20.800	18.467	140.982	119.409

Lap	Time of Day	Lap Tm	S1	S2	S3	SFSpd	S1Spd
(89) Alex BASS							
1	13:12:18.529	57.072	16.945	21.690	18.437	93.988	117.321
2	13:13:13.216	54.687	15.595	20.824	18.268	139.808	118.565
3	13:14:07.598	54.382	15.352	20.949	18.081	138.939	119.409
4	13:15:02.301	54.703	15.386	21.053	18.264	138.939	119.196
5	13:15:57.888	55.587	15.626	21.373	18.588	136.675	119.621
6	13:16:52.475	54.587	15.516	20.932	18.139	138.366	119.835
7	13:17:48.375	55.900	15.692	21.530	18.678	137.798	118.565
8	13:18:43.282	54.907	15.613	21.146	18.148	138.081	118.565
9	13:19:38.507	55.225	15.692	21.038	18.495	137.516	119.409
10	13:20:33.874	55.367	15.598	20.944	18.825	135.845	119.621

Lap	Time of Day	Lap Tm	S1	S2	S3	SFSpd	S1Spd
(41) Kieran MURRAY							
1	13:12:18.864	57.317	16.841	21.848	18.628	92.308	113.357
2	13:13:14.290	55.426	16.057	20.735	18.634	139.517	114.910
3	13:14:09.141	54.851	15.960	20.423	18.468	135.025	115.305
4	13:15:04.649	55.508	16.024	20.748	18.736	136.954	112.220
5	13:16:00.688	56.039	15.907	20.724	19.408	137.234	114.129
6	13:16:57.283	56.595	16.050	21.838	18.707	137.516	114.129
7	13:17:52.758	55.475	16.118	20.705	18.652	135.025	114.323
8	13:18:47.958	55.200	15.929	20.654	18.617	136.998	114.129
9	13:19:43.918	55.960	16.289	20.810	18.861	138.081	113.166
10	13:20:39.440	55.522	16.036	20.513	18.973	132.102	116.103

Lap	Time of Day	Lap Tm	S1	S2	S3	SFSpd	S1Spd
(6) James WILKEN							
1	13:12:20.324	58.016	17.059	22.098	18.859	93.205	113.166
2	13:13:17.204	56.880	16.635	21.653	18.592	133.415	112.786
3	13:14:13.770	56.566	16.133	21.653	18.780	130.560	113.357
4	13:15:10.353	56.583	16.109	21.729	18.745	132.102	112.408
5	13:16:07.164	56.811	16.323	21.882	18.606	130.053	111.846
6	13:17:04.949	57.785	16.430	22.114	19.241	129.802	112.976
7	13:18:02.266	57.317	16.244	22.142	18.931	130.306	114.518
8	13:18:59.177	56.911	16.142	21.975	18.794	130.814	112.033
9	13:19:56.713	57.536	16.431	22.243	18.862	129.053	112.976
10	13:20:53.363	56.650	16.242	21.774	18.634	129.802	111.846

(26) Alan McGREGOR

Lap	Time of Day	Lap Tm	S1	S2	S3	SFSpd	S1Spd
1	13:12:19.851	58.304	17.430	22.175	18.699	94.252	111.105
2	13:13:16.971	57.120	16.534	21.926	18.660	135.571	117.733
3	13:14:13.067	56.096	15.839	21.492	18.765	137.798	117.940
4	13:15:09.560	56.493	15.705	21.770	19.018	137.234	117.526
5	13:16:06.167	56.607	15.996	21.782	18.829	137.234	115.305
6	13:17:04.752	58.585	15.949	22.504	20.132	137.234	115.903
7	13:18:01.985	57.233	16.014	22.356	18.863	136.675	117.733
8	13:18:59.727	57.742	16.364	22.602	18.776	137.798	114.910
9	13:19:59.704	59.977	16.209	23.814	19.954	134.754	118.565
10	13:20:56.474	56.770	16.114	21.639	19.017	135.025	117.321

Lap	Time of Day	Lap Tm	S1	S2	S3	SFSpd	S1Spd
(60) Douglas BROWN							
1	13:12:22.032	59.678	17.422	22.620	19.636	94.919	108.764
2	13:13:20.585	58.553	16.735	22.378	19.440	126.618	105.184
3	13:14:18.593	58.008	16.812	21.960	19.236	127.339	108.064
4	13:15:17.461	58.868	16.843	22.405	19.620	125.670	105.515
5	13:16:16.224	58.763	16.801	22.486	19.476	125.435	105.848
6	13:17:15.247	59.023	16.876	22.398	19.749	124.968	109.296
7	13:18:13.845	58.598	16.741	22.283	19.574	123.815	108.413
8	13:19:11.956	58.111	16.435	22.159	19.517	125.435	108.413
9	13:20:10.792	58.836	16.791	22.495	19.550	126.380	107.717
10	13:21:09.727	58.935	16.755	22.451	19.729	124.735	104.692

Lap	Time of Day	Lap Tm	S1	S2	S3	SFSpd	S1Spd
(23) Andrew CUTHBERT							
1	13:12:22.531	1:00.468	18.187	22.703	19.578	90.564	109.118
2	13:13:21.096	58.565	16.474	22.667	19.424	129.053	111.105
3	13:14:19.667	58.571	16.769	22.409	19.393	126.618	109.653
4	13:15:18.841	59.174	17.428	22.057	19.689	125.905	108.941
5	13:16:17.578	58.737	16.831	22.466	19.440	128.068	112.033
6	13:17:15.823	58.245	16.661	22.000	19.584	134.754	112.220
7	13:18:14.516	58.693	16.672	22.680	19.341	127.581	112.786
8	13:19:13.503	58.987	16.791	22.524	19.672	127.098	109.474
9	13:20:12.262	58.759	16.805	22.475	19.479	127.339	109.832
10	13:21:13.651	1:01.389	16.971	24.029	20.389	129.802	110.374

Lap	Time of Day	Lap Tm	S1	S2	S3	SFSpd	S1Spd
(69) Mark BOWMAN							
1	13:12:24.332	1:01.308	18.232	23.501	19.575	93.335	105.184
2	13:13:21.096	59.725	17.135	23.025	19.565	132.362	108.064
3	13:14:23.214	59.157	16.577	22.846	19.734	125.670	109.653
4	13:15:24.002	1:00.788	18.024	23.405	19.359	127.824	110.374
5	13:16:22.920	58.918	16.671	22.877	19.370	130.306	111.846
6	13:17:22.228	59.308	17.094	22.663	19.551	128.805	112.786
7	13:18:21.515	59.287	16.741	23.089	19.457	126.142	111.846
8	13:19:21.031	59.516	16.940	22.825	19.751	132.362	112.033
9	13:20:19.518	58.487	16.805	22.475	19.479	127.339	109.832
10	13:21:17.976	58.458	16.485	22.643	19.330	128.313	112.408

Lap	Time of Day	Lap Tm	S1	S2	S3	SFSpd	S1Spd
(118) Craig MOFFAT							
1	13:12:24.056	1:01.660	18.				

KMSC National Motorcycle Racing AC

National Pre-Injection 600

Knockhill 1.267 miles

Race 2 - 1st Race

04/06/2016 13:15

Race (10 Laps) started at 13:11:16

Lap	Time of Day	Lap Tm	S1	S2	S3	SFSpd	S1Spd
4	13:15:32.210	1:02.054	17.600	24.085	20.369	124.504	107.372
5	13:16:34.028	1:01.818	17.504	23.936	20.378	125.435	106.015
6	13:17:35.467	1:01.439	17.497	23.456	20.486	124.968	104.204
7	13:18:36.319	1:00.852	17.377	23.287	20.188	123.587	105.848
8	13:19:37.459	1:01.140	17.096	23.494	20.550	127.098	101.218
9	13:20:38.899	1:01.440	17.478	23.596	20.366	121.572	105.020

Lap	Time of Day	Lap Tm	S1	S2	S3	SFSpd	S1Spd
1	13:12:34.296	1:10.041	20.763	27.252	22.026	90.077	92.947
2	13:13:44.092	1:09.796	19.620	27.217	22.959	118.147	92.818
3	13:14:51.064	1:06.972	19.015	26.063	21.894	108.064	96.143
4	13:15:58.853	1:07.789	19.020	26.476	22.293	114.323	97.824
5	13:17:05.511	1:06.658	19.402	25.620	21.636	108.764	101.218
6	13:18:12.081	1:06.570	18.544	25.582	22.444	110.739	103.721
7	13:19:17.753	1:05.672	19.017	25.110	21.545	105.515	101.987
8	13:20:23.307	1:05.554	18.434	25.399	21.721	113.742	104.529
9	13:21:27.706	1:04.399	18.427	24.721	21.251	114.910	104.366

(113) Alan JACKSON

1	13:12:27.893	1:04.983	19.326	24.808	20.849	91.179	95.459
2	13:13:29.984	1:02.091	17.440	24.076	20.575	129.053	108.588
3	13:14:32.086	1:02.102	17.439	23.952	20.711	126.618	107.717
4	13:15:33.740	1:01.654	17.386	23.819	20.449	126.857	108.413
5	13:16:35.618	1:01.878	17.316	24.022	20.540	127.098	107.372
6	13:17:37.688	1:02.070	17.445	23.837	20.788	127.098	107.201
7	13:18:39.652	1:01.964	17.450	23.603	20.911	126.380	106.015
8	13:19:42.334	1:02.682	17.648	24.380	20.654	127.824	107.890
9	13:20:45.051	1:02.717	17.743	23.889	21.085	126.618	105.681

(123) Graham BLACKIE

1	13:12:30.418	1:06.780	19.501	26.103	21.176	91.928	96.976
2	13:13:33.906	1:03.488	17.868	24.386	21.234	122.683	106.859
3	13:14:36.565	1:02.659	17.533	24.208	20.918	124.273	106.520
4	13:15:39.746	1:03.181	18.447	24.213	20.521	117.526	102.142
5	13:16:42.301	1:02.555	17.928	24.008	20.619	119.621	103.402
6	13:17:44.520	1:02.219	17.773	23.971	20.475	125.905	106.183
7	13:18:47.759	1:03.239	17.268	25.462	20.509	125.201	108.413
8	13:19:50.155	1:02.396	17.918	23.884	20.594	125.435	104.529
9	13:20:51.592	1:01.437	17.141	23.829	20.467	128.313	102.926

(73) Fraser CAMERON

1	13:12:29.115	1:05.785	19.613	25.547	20.625	91.928	97.117
2	13:13:31.965	1:02.850	17.596	24.731	20.523	125.435	104.043
3	13:14:34.494	1:02.529	17.601	24.400	20.528	123.133	108.588
4	13:15:37.456	1:02.962	17.763	24.579	20.620	119.621	102.298
5	13:16:41.455	1:03.999	18.619	24.843	20.537	119.409	101.371
6	13:17:44.001	1:02.546	17.819	24.435	20.292	120.049	101.678
7	13:18:47.177	1:03.176	17.416	25.349	20.411	122.908	108.238
8	13:19:49.772	1:02.595	17.979	24.030	20.586	122.908	104.366
9	13:20:52.346	1:02.574	17.791	24.706	20.077	119.835	100.161

(45) Gerry SULLIVAN

1	13:12:31.258	1:07.534	20.191	25.918	21.425	86.146	96.143
2	13:13:35.341	1:04.083	18.070	24.479	21.534	115.903	97.399
3	13:14:39.290	1:03.949	18.282	24.521	21.146	112.597	95.459
4	13:15:41.824	1:02.534	17.699	23.960	20.875	117.116	100.310
5	13:16:45.648	1:03.824	17.973	24.787	21.064	117.116	96.558
6	13:17:51.136	1:05.488	18.079	25.200	22.209	112.220	98.543
7	13:18:55.835	1:04.699	18.398	24.795	21.506	112.408	95.731
8	13:20:01.038	1:05.203	18.459	25.256	21.488	111.474	95.188
9	13:21:05.533	1:04.495	18.265	24.988	21.242	107.544	95.188

(79) Jimmy ROTHERY

1	13:12:29.120	1:05.536	19.166	25.124	21.246	91.928	100.762
2	13:13:33.573	1:04.453	18.800	24.303	21.350	115.107	107.890
3	13:14:37.489	1:03.916	18.226	24.571	21.119	119.409	107.030
4	13:15:41.967	1:04.478	18.087	24.516	21.875	120.915	106.183
5	13:16:46.220	1:04.253	18.233	24.854	21.166	115.504	106.351
6	13:17:51.538	1:05.318	18.442	25.084	21.792	120.480	107.372
7	13:18:56.135	1:04.597	18.913	24.461	21.223	117.733	105.848
8	13:20:01.876	1:05.741	18.778	25.693	21.270	118.356	106.015
9	13:21:06.634	1:04.758	18.475	24.857	21.426	118.985	106.183

(196) Martin MacLENNAN

1	13:12:34.858	1:10.279	20.625	27.363	22.291	85.706	86.927
2	13:13:43.785	1:08.927	20.584	26.080	22.263	106.351	95.731
3	13:14:50.639	1:06.854	18.900	25.774	22.180	115.305	95.323
4	13:15:55.450	1:04.811	18.724	24.889	21.198	110.374	93.988
5	13:17:00.348	1:04.898	18.672	24.570	21.656	113.357	94.120
6	13:18:06.351	1:06.003	19.126	24.934	21.943	109.118	94.120
7	13:19:11.695	1:05.344	18.824	24.031	22.489	110.922	91.677
8	13:20:17.448	1:05.753	18.790	24.994	21.969	109.474	92.308
9	13:21:22.123	1:04.675	18.704	24.177	21.794	111.290	99.125

(50) Finlay BAIN

(27) Darren ANDERSON

1	13:12:34.085	1:09.952	20.556	27.080	22.316	93.076	91.179
2	13:13:42.759	1:08.674	19.584	27.036	22.054	101.987	91.552
3	13:14:50.214	1:07.455	19.138	25.950	22.367	106.689	92.562
4	13:15:58.387	1:08.173	19.162	26.411	22.600	101.678	91.552
5	13:17:07.026	1:08.639	19.497	26.490	22.652	100.161	97.967
6	13:18:14.290	1:07.264	18.697	26.043	22.524	106.015	103.561
7	13:19:21.585	1:07.295	19.406	25.928	21.961	100.611	102.298
8	13:20:29.148	1:07.563	19.379	25.767	22.417	104.856	102.926
9	13:21:39.589	1:10.441	19.571	27.522	23.348	99.714	102.454

(888) Joe CAIRNEY

1	13:12:36.567	1:11.603	21.765	27.552	22.286	75.487	91.802
2	13:13:45.854	1:09.287	20.697	26.400	22.190	102.298	98.254
3	13:14:53.704	1:07.850	20.063	25.781	22.006	107.890	101.066
4	13:16:02.049	1:08.345	19.962	26.314	22.069	107.201	95.188
5	13:17:10.613	1:08.564	20.720	25.663	22.181	105.184	95.323
6	13:18:19.421	1:08.808	20.395	26.336	22.077	105.349	94.120
7	13:19:27.223	1:07.802	19.801	25.983	22.018	108.238	95.323
8	13:20:36.603	1:09.380	20.049	26.944	22.387	107.890	96.976

(33) Scott LOGAN

1	13:12:24.255	1:01.925	18.651	23.174	20.100	93.595	110.739
2	13:13:24.395	1:00.140	17.290	23.217	19.633	128.559	106.520
3	13:14:23.274	58.879	16.620	22.744	19.515	130.053	112.976
4	13:15:23.358	1:00.084	17.816	22.774	19.494	132.362	109.832
5	13:16:22.415	59.057	17.034	22.567	19.456	129.551	111.290
6	13:17:21.304	58.889	17.096	22.430	19.363	129.802	111.290

Clerk of the Course.

Sig : Time :
Chief Timekeeper : Ian Sharp (SMART Timing)

Results available at www.mylaps.com and www.smart-timing.co.uk

Printed: 06/06/2016 20:34:31

Orbits



KMSC National Motorcycle Racing AC

Lapchart

National Pre-Injection 600

Knockhill 1.267 miles

Race 2 - 1st Race

04/06/2016 13:15

Race (10 Laps) started at 13:11:16

Competitors	Laps										
	0	1	2	3	4	5	6	7	8	9	10
Steven HADDOW (47)	1	47	91	91	91	91	91	91	91	91	91
Lewis SHAND (91)	2	91	47	47	47	47	47	47	47	47	47
Alex BASS (89)	3	89	89	89	89	89	89	89	89	89	48
Kieran MURRAY (41)	4	41	41	41	41	48	48	48	48	48	89
Alan McGREGOR (26)	5	26	48	48	48	41	41	41	41	41	41
David McCAFFERTY (48)	6	48	26	26	26	26	26	26	6	6	6
Andrew CUTHBERT (23)	7	23	6	6	6	6	6	6	6	26	26
James WILKEN (6)	8	6	60	60	60	60	60	60	60	60	60
Scott LOGAN (33)	9	33	23	23	23	23	23	23	23	23	23
Douglas BROWN (60)	10	60	118	118	118	118	118	69	69	69	69
Craig MOFFAT (118)	11	118	33	69	69	33	33	118	118	118	118
Joe HENDRIE (117)	12	117	69	33	33	69	69	69	129	129	129
Alan JACKSON (113)	13	113	117	117	129	129	129	129	117	117	117
Mark BOWRAN (69)	14	69	129	129	117	117	117	113	113	113	113
Martin HERRIOT (129)	15	129	113	113	113	113	113	73	73	123	123
Fraser CAMERON (73)	16	73	73	73	73	73	73	123	123	73	73
Jimmy ROTHERY (79)	17	79	79	79	123	123	123	123	45	45	45
Graham BLACKIE (123)	18	123	123	123	79	45	45	45	79	79	79
Gerry SULLIVAN (45)	19	45	45	45	45	79	79	79	196	196	196
Darren ANDERSON (27)	20	27	27	27	27	196	196	196	50	50	50
Finlay BAIN (50)	21	50	50	196	196	27	50	50	27	27	27
Martin MacLENNAN (196)	22	196	196	50	50	50	27	27	888	888	888
Joe CAIRNEY (888)	23	888	888	888	888	888	888	888	888	888	888

Margin of Victory	Avg. Speed	Best Lap Tm	Best Speed	Best Lap by
0.633	82.207	54.233	84.102	47 - Steven HADDOW

Clerk of the Course.

Orbits

Sig : Time :
 Chief Timekeeper : Ian Sharp (SMART Timing)
 Results available at www.mylaps.com and www.smart-timing.co.uk



KMSC National Motorcycle Racing AC

KMSC Pre-Injection 600

Knockhill 1.267 miles

Race 8 - 1st Race

04/06/2016 14:45

Race (12 Laps) started at 15:11:57

POLE POSITION

3	2	1	1
48 David McCAFFERTY	47 Steven HADDOW	91 Lewis SHAND	1
6	5	4	2
6 James WILKEN	41 Kieran MURRAY	89 Alex BASS	2
9	8	7	3
23 Andrew CUTHBERT	60 Douglas BROWN	26 Alan McGREGOR	3
12	11	10	4
129 Martin HERRIOT	118 Craig MOFFAT	69 Mark BOWRAN	4
15	14	13	5
123 Graham BLACKIE	113 Alan JACKSON	117 Joe HENDRIE	5
18	17	16	6
79 Jimmy ROTHERY	45 Gerry SULLIVAN	73 Fraser CAMERON	6
21	20	19	7
27 Darren ANDERSON	50 Finlay BAIN	196 Martin MacLENNAN	7
	23	22	8
	33 Scott LOGAN	888 Joe CAIRNEY	8

Clerk of the Course.

Orbits

Sig : Time :
Chief Timekeeper : Ian Sharp (SMART Timing)

Results available at www.mylaps.com and www.smart-timing.co.uk



Race Results

KMSC National Motorcycle Racing AC

Sorted on Laps

KMSC Open Post Classics / Classics

Knockhill 1.267 miles

Race 3 - 1st Race

04/06/2016 13:30

Race (10 Laps) started at 13:28:07

Pos	No.	Name	Make/Model	CC	Class	Laps	Total Tm	Diff	Best Tm	In Lap	Best Speed
1	51	Neil MUNRO	Honda	CBR500	PC	10	10:14.902		59.544	3	76.600
2	87	Jodie CHALK	Honda	CBR500	PC	10	10:14.904	0.002	59.973	4	76.052
3	12	Dan JAMES	Ducati	620	PC	10	10:27.852	12.950	1:01.205	8	74.522
4	48	Allan BROOKBANKS	Honda	CB500	PC	10	10:28.951	14.049	1:01.797	3	73.808
5	111	Jimmy SHANKS	Honda	CB500	PC	10	10:28.963	14.061	1:01.743	4	73.872
6	71	Neil McCLURE	Suzuki	SV650	SL	10	10:45.872	30.970	1:02.304	10	73.207
7	13	Andrew BARTON	Honda	CB500	PC	10	10:53.326	38.424	1:03.744	7	71.553
8	61	Wattie BROWN	Honda	CBR 400	SL	10	11:04.906	50.004	1:03.805	10	71.485
9	99	Martin BARRON	Honda	CB500	PC	10	11:06.749	51.847	1:04.925	7	70.252
10	22	Ian RUSSELL	Honda	NSR250	PC	10	11:13.548	58.646	1:04.848	9	70.335
11	8	Colin TWEDDIE	Honda	CB500	PC	10	11:16.483	1:01.581	1:05.849	9	69.266
12	44	Martin CURRAH	Honda	CB500	PC	10	11:19.477	1:04.575	1:05.681	9	69.443
13	20	Michael JAMIESON	Kawasaki	ZXR400	SL	10	11:21.279	1:06.377	1:06.569	4	68.517
14	333	Peter DOLAN	Honda	CB500	PC	9	10:18.398	1 Lap	1:06.139	9	68.962
15	125	Andrew KIRKWOOD	Honda	CB500	PC	9	10:32.984	1 Lap	1:07.566	5	67.506
16	34	Charles MORRISON	Kawasaki	ZXR400	SL	9	10:41.199	1 Lap	1:09.345	5	65.774
17	194	Robyn LINDSAY	Kawasaki	ZXR400	SL	9	11:07.227	1 Lap	1:12.227	6	63.149
Not classified											
DNF	118	Rod WALKER	Kawasaki	ZXR400	SL	6	6:53.465	DNF	1:05.606	4	69.522

Margin of Victory	Avg. Speed	Best Lap Tm	Best Speed	Best Lap by
0.002	74.176	59.544	76.600	51 - Neil MUNRO

Clerk of the Course.

Orbits

 Sig : Time :
 Chief Timekeeper : Ian Sharp (SMART Timing)

 Results available at www.mylaps.com and www.smart-timing.co.uk

Printed: 06/06/2016 18:36:37



KMSC National Motorcycle Racing AC

KMSC Open Post Classics / Classics

Knockhill 1.267 miles

Race 3 - 1st Race

04/06/2016 13:30

Race (10 Laps) started at 13:28:07

Lap	Time of Day	Lap Tm	S1	S2	S3	SFSpd	S1Spd	Lap	Time of Day	Lap Tm	S1	S2	S3	SFSpd	S1Spd	
(51) Neil MUNRO																
1	13:29:15.928	1:02.508	18.643	23.143	20.722	80.368	98.979	1	13:29:20.284	1:06.031	19.690	24.893	21.448	78.397	89.239	
2	13:30:15.741	59.813	17.445	22.345	20.023	120.049	101.987	2	13:30:24.861	1:04.577	18.743	24.328	21.506	106.183	88.884	
3	13:31:15.285	59.544	17.054	22.609	19.881	122.459	101.371	3	13:31:29.263	1:04.402	18.544	24.375	21.483	107.030	89.239	
4	13:32:15.129	59.844	17.555	22.556	19.733	119.196	99.272	4	13:32:33.612	1:04.349	18.675	24.132	21.542	106.015	87.952	
5	13:33:15.562	1:00.433	17.177	22.739	20.517	120.697	101.524	5	13:33:37.877	1:04.265	18.583	24.155	21.527	104.043	88.183	
6	13:34:16.269	1:00.707	17.822	22.496	20.389	120.049	101.524	6	13:34:43.077	1:05.200	18.723	24.821	21.656	106.015	87.722	
7	13:35:17.450	1:01.181	17.614	23.065	20.502	120.915	100.310	7	13:35:46.821	1:03.744	18.462	24.087	21.195	106.520	88.649	
8	13:36:19.158	1:01.708	17.850	23.257	20.601	121.133	100.460	8	13:36:51.205	1:04.384	18.564	24.519	21.301	106.520	87.153	
9	13:37:20.889	1:01.731	17.723	23.478	20.530	120.697	100.460	9	13:37:55.986	1:04.781	18.918	24.369	21.494	107.717	88.649	
10	13:38:22.588	1:01.699	17.958	23.445	20.296	118.565	100.011	10	13:39:01.012	1:05.026	18.860	24.570	21.596	106.351	87.952	
(61) Wattie BROWN																
1	13:29:24.932	1:09.953	20.811	27.212	21.930	85.815	87.608	1	13:29:22.178	1:07.862	20.092	25.502	22.268	79.230	89.596	
2	13:30:32.189	1:07.257	19.250	26.033	21.974	114.910	89.239	2	13:30:29.476	1:07.298	19.573	25.211	22.514	109.653	88.183	
3	13:31:38.781	1:06.592	18.659	26.013	21.920	114.323	94.651	3	13:31:35.720	1:06.244	19.339	25.259	21.646	109.832	89.002	
4	13:32:44.409	1:05.628	18.735	25.325	21.568	113.166	95.459	4	13:32:41.515	1:05.795	19.216	24.723	21.856	109.832	87.494	
5	13:33:49.809	1:05.400	19.255	24.800	21.345	113.357	94.785	5	13:33:47.258	1:05.743	18.968	24.831	21.944	110.193	88.299	
6	13:34:54.538	1:04.729	18.839	24.508	21.382	114.323	95.731	6	13:34:52.223	1:04.965	18.935	24.457	21.573	110.012	89.836	
7	13:35:59.487	1:04.949	19.045	24.296	21.608	111.660	94.518	7	13:35:57.148	1:04.922	18.860	24.419	21.646	110.374	89.358	
8	13:37:04.399	1:04.912	18.933	24.366	21.613	112.976	93.465	8	13:37:02.770	1:05.622	18.907	24.441	22.274	110.556	88.183	
9	13:38:08.787	1:04.388	19.039	24.286	21.063	112.408	94.919	9	13:38:08.581	1:05.811	19.139	24.665	22.007	108.413	87.837	
10	13:39:12.592	1:03.805	18.486	24.057	21.262	114.714	94.518	10	13:39:14.435	1:05.854	19.029	24.545	22.280	109.653	89.477	
(99) Martin BARRON																
1	13:29:22.178	1:07.862	20.092	25.502	22.268	79.230	89.596	1	13:29:24.112	1:09.827	20.728	26.247	22.852	76.172	88.532	
2	13:30:29.476	1:07.298	19.573	25.211	22.514	109.653	88.183	2	13:30:32.362	1:08.250	19.510	26.336	22.404	109.832	89.596	
3	13:31:35.720	1:06.244	19.339	25.259	21.646	109.832	89.002	3	13:31:39.872	1:07.510	20.486	25.257	21.767	108.413	88.884	
4	13:32:41.515	1:05.795	19.216	24.723	21.856	109.832	87.494	4	13:32:45.791	1:05.919	19.002	24.756	22.161	106.689	89.836	
5	13:33:47.258	1:05.743	18.968	24.831	21.944	110.193	88.299	5	13:32:52.187	1:06.396	19.008	25.416	21.972	108.941	89.957	
6	13:34:52.223	1:04.965	18.935	24.457	21.573	110.012	89.836	6	13:34:59.085	1:06.898	19.448	25.308	22.142	107.372	89.120	
7	13:35:57.148	1:04.922	18.860	24.419	21.646	110.374	89.358	7	13:36:05.119	1:06.034	19.725	24.812	21.497	106.520	87.952	
8	13:37:02.770	1:05.622	18.907	24.441	22.274	110.556	88.183	8	13:37:10.872	1:05.753	19.866	24.344	21.543	106.689	87.722	
9	13:38:08.581	1:05.811	19.139	24.665	22.007	108.413	87.837	9	13:38:15.720	1:04.848	19.328	24.360	21.160	105.349	88.884	
10	13:39:14.435	1:05.854	19.029	24.545	22.280	109.653	89.477	10	13:39:21.234	1:05.514	19.404	24.700	21.410	107.890	88.183	
(22) Ian RUSSELL																
1	13:29:24.112	1:09.827	20.728	26.247	22.852	76.172	88.532	1	13:29:24.112	1:09.827	20.728	26.247	22.852	76.172	88.532	
2	13:30:32.362	1:08.250	19.510	26.336	22.404	109.832	89.596	2	13:30:32.362	1:08.250	19.510	26.336	22.404	109.832	89.596	
3	13:31:39.872	1:07.510	20.486	25.257	21.767	108.413	88.884	3	13:31:39.872	1:07.510	20.486	25.257	21.767	108.413	88.884	
4	13:32:45.791	1:05.919	19.002	24.756	22.161	106.689	89.836	4	13:32:45.791	1:05.919	19.002	24.756	22.161	106.689	89.836	
5	13:33:47.258	1:05.743	18.968	24.831	21.944	110.193	88.299	5	13:32:52.187	1:06.396	19.008	25.416	21.972	108.941	89.957	
6	13:34:52.223	1:04.965	18.935	24.457	21.573	110.012	89.836	6	13:34:59.085	1:06.898	19.448	25.308	22.142	107.372	89.120	
7	13:35:57.148	1:04.922	18.860	24.419	21.646	110.374	89.358	7	13:36:05.119	1:06.034	19.725	24.812	21.497	106.520	87.952	
8	13:37:02.770	1:05.622	18.907	24.441	22.274	110.556	88.183	8	13:37:10.872	1:05.753	19.866	24.344	21.543	106.689	87.722	
9	13:38:08.581	1:05.811	19.139	24.665	22.007	108.413	87.837	9	13:38:15.720	1:04.848	19.328	24.360	21.160	105.349	88.884	
10	13:39:14.435	1:05.854	19.029	24.545	22.280	109.653	89.477	10	13:39:21.234	1:05.514	19.404	24.700	21.410	107.890	88.183	
(8) Colin TWEDDIE																
1	13:29:24.657	1:10.001	21.036	25.949	23.016	75.572	88.884	1	13:29:24.657	1:10.001	21.036	25.949	23.016	75.572	88.884	
2	13:30:32.388	1:07.731	19.260	25.854	22.617	105.020	90.198	2	13:30:32.388	1:07.731	19.260	25.854	22.617	105.020	90.198	
3	13:31:39.225	1:06.837	19.079	25.165	22.593	101.218	90.077	3	13:31:39.225	1:06.837	19.079	25.165	22.593	101.218	90.077	
4	13:32:46.052	1:06.827	18.886	25.386	22.555	105.184	90.198	4	13:32:46.052	1:06.827	18.886	25.386	22.555	105.184	90.198	
5	13:33:53.118	1:07.066	19.303	25.361	22.402	106.859	89.716	5	13:33:53.118	1:07.066	19.303	25.361	22.402	106.859	89.716	
6	13:34:59.531	1:06.413	19.328	25.340	21.745	106.183	89.477	6	13:34:59.531	1:06.413	19.328	25.340	21.745	106.183	89.477	
7	13:36:06.327	1:06.796	19.436	25.506	21.854	106.351	87.494	7	13:36:06.327	1:06.796	19.436	25.506	21.854	106.351	87.494	
8	13:37:12.286	1:05.959	19.177	25.099	21.683	104.856	88.068	8	13:37:12.286	1:05.959	19.177	25.099	21.683	104.856	88.068	
9	13:38:18.135	1:05.849	18.988	25.199	21.662	103.721	89.358	9	13:38:18.135	1:05.849	18.988	25.199	21.662	103.721	89.358	
10	13:39:24.169	1:06.034	18.797	25.214	22.023	105.515	89.239	10	13:39:24.169	1:06.034	18.797	25.214	22.023	105.515	89.239	
(44) Martin CURRAH																
1	13:29:25.227	1:10.860	21.003	27.211	22.646	74.070	86.257	1	13:29:25.227	1:10.860	21.003	27.211	22.646	74.070	86.257	
2	13:30:33.002	1:07.775	20.309	25.527	21.939	106.015	88.649	2	13:30:33.002	1:07.775	20.309	25.527	21.939	106.015	88.649	
3	13:31:40.674	1:07.672	19.372	25.506	22.794	107.890	89.239	3	13:31:40.674	1:07.672	19.372	25.506	22.794	107.890	89.239	
4	13:32:48.632	1:07.958	20.041	25.756	22.161	107.201	84.839	4	13:32:48.632	1:07.958	20.041	25.756	22.161	107.201	84.839	
5	13:33:54.962	1:06.330	19.182	25.345	21.803	105.020	90.320	5	13:33:54.962	1:06.330	19.182	25.345	21.803	105.020	90.320	
6	13:35:01.449	1:06.487	19.023	25.190	22.274	106.689	88.767	6	13:35:01.449	1:06.487	19.023	25.190	22.274	106.689	88.767	
7	13:36:09.007	1:07.558	19.286	26.130	22.142	104.692	83.675	7	13:36:09.007	1:07.558	19.286	26.130	22.142	104.692	83.675	
8	13:37:15.790	1:06.783	18.908	25.404	22.471	105.515	88.767	8	13:37:15.790	1:06.783	18.908	25.404	22.471	105.515	88.767	
9	13:38:21.471	1:05.681	18.854	25.227	21.600	106.689	89.002	9	13:38:21.471	1:05.681	18.854	25.227	21.600	106.689	89.002	
10	13:39:27.163	1:05.692	19.148	24.977	21.567	105.848	87.608	10	13:39:27.163	1:05.692	19.148	24.977	21.567	105.848	87.608	
(20) Michael JAMIESON																
1	13:29:23.733	1:09.172	20.169	26.286	22.717	87.266	79.043	1	13:29:23.733	1:09.172	20.169	26.				

Race Results

KMSC National Motorcycle Racing AC

KMSC Open Post Classics / Classics

Knockhill 1.267 miles

Race 3 - 1st Race

04/06/2016 13:30

Race (10 Laps) started at 13:28:07

Lap	Time of Day	Lap Tm	S1	S2	S3	SFSpd	S1Spd	Lap	Time of Day	Lap Tm	S1	S2	S3	SFSpd	S1Spd
3	13:31:38.541	1:06.784	18.682	25.860	22.242	115.504	85.596								
4	13:32:45.110	1:06.569	18.532	26.020	22.017	114.323	83.989								
5	13:33:52.253	1:07.143	19.138	25.844	22.161	115.903	87.608								
6	13:35:00.483	1:08.230	18.428	26.090	23.712	117.526	88.416								
7	13:36:08.266	1:07.783	19.078	26.180	22.525	115.305	76.000								
8	13:37:15.189	1:06.923	18.947	25.705	22.271	115.903	89.002								
9	13:38:22.173	1:06.984	18.520	25.777	22.687	115.504	92.181								
10	13:39:28.965	1:06.792	18.778	25.842	22.172	116.304	83.363								

(333) Peter DOLAN

1	13:29:26.118	1:11.416	21.649	27.397	22.370	78.765	86.927
2	13:30:34.874	1:08.756	19.894	26.281	22.581	106.183	87.494
3	13:31:42.923	1:08.049	19.524	26.128	22.397	102.142	86.257
4	13:32:51.147	1:08.224	20.162	25.576	22.486	103.882	85.706
5	13:33:58.476	1:07.329	19.820	25.529	21.980	103.084	86.368
6	13:35:05.311	1:06.835	19.326	25.467	22.042	103.721	86.702
7	13:36:12.421	1:07.110	19.488	25.503	22.119	103.721	85.925
8	13:37:19.945	1:07.524	19.368	25.749	22.407	102.768	85.162
9	13:38:26.084	1:06.139	19.307	24.783	22.049	101.832	87.040

(125) Andrew KIRKWOOD

1	13:29:27.972	1:12.393	22.093	26.892	23.408	76.345	84.518
2	13:30:36.573	1:08.601	20.271	25.736	22.594	102.926	84.946
3	13:31:45.885	1:09.312	20.227	26.537	22.548	102.611	84.200
4	13:32:54.254	1:08.369	20.236	25.357	22.776	101.218	83.780
5	13:34:01.820	1:07.566	19.837	25.461	22.268	101.678	84.839
6	13:35:11.894	1:10.074	21.008	26.486	22.580	101.371	83.363
7	13:36:21.215	1:09.321	20.171	25.606	23.544	101.218	83.157
8	13:37:29.032	1:07.817	20.115	25.364	22.338	101.524	83.675
9	13:38:40.670	1:11.638	20.059	27.877	23.702	100.310	83.780

(34) Charles MORRISON

1	13:29:28.645	1:12.288	21.655	27.171	23.462	78.032	81.739
2	13:30:38.264	1:09.619	20.204	26.289	23.126	104.856	86.479
3	13:31:48.489	1:10.225	20.343	26.361	23.521	101.678	86.479
4	13:32:58.512	1:10.023	19.731	26.692	23.600	104.043	86.257
5	13:34:07.857	1:09.345	19.620	26.667	23.058	102.454	86.927
6	13:35:17.495	1:09.638	19.583	26.740	23.315	105.349	84.306
7	13:36:28.361	1:10.866	20.546	27.015	23.305	100.011	84.095
8	13:37:38.858	1:10.497	19.734	27.212	23.551	102.454	87.266
9	13:38:48.885	1:10.027	19.700	26.514	23.813	101.987	87.266

(194) Robyn LINDSAY

1	13:29:30.235	1:14.057	21.978	28.311	23.768	81.343	76.958
2	13:30:42.620	1:12.385	20.362	28.013	24.010	106.015	87.380
3	13:31:56.323	1:13.703	20.761	28.865	24.077	103.402	83.989
4	13:33:11.449	1:15.126	21.367	29.486	24.273	100.762	80.465
5	13:34:24.294	1:12.845	21.304	27.989	23.552	98.979	83.157
6	13:35:36.521	1:12.227	20.479	27.940	23.808	98.543	85.925
7	13:36:49.724	1:13.203	20.609	28.805	23.789	99.272	82.645
8	13:38:02.087	1:12.363	20.842	28.085	23.436	99.272	82.543
9	13:39:14.913	1:12.826	20.991	27.814	24.021	100.011	80.853

(118) Rod WALKER

1	13:29:27.018	1:10.458	20.732	26.876	22.850	76.958	88.884
2	13:30:35.163	1:08.145	19.604	26.034	22.507	108.064	88.767
3	13:31:41.630	1:06.467	19.055	25.501	21.911	108.413	90.198
4	13:32:47.236	1:05.606	18.969	24.799	21.838	109.296	88.183
5	13:33:53.521	1:06.285	18.954	25.015	22.316	108.064	90.077
6	13:35:01.151	1:07.630	18.961	25.771	22.898	108.413	89.358

Clerk of the Course.

Orbits

Sig : Time :
 Chief Timekeeper : Ian Sharp (SMART Timing)
 Results available at www.mylaps.com and www.smart-timing.co.uk



Race Results

KMSC National Motorcycle Racing AC

Lapchart

KMSC Open Post Classics / Classics

Knockhill 1.267 miles

Race 3 - 1st Race

04/06/2016 13:30

Race (10 Laps) started at 13:28:07

Competitors	Laps											
	0	1	2	3	4	5	6	7	8	9	10	
Jodie CHALK (87)	1	87	87	87	87	87	51	51	51	51	51	51
Neil MUNRO (51)	2	51	51	51	51	51	87	87	87	87	87	87
Jimmy SHANKS (111)	3	111	12	12	12	111	111	111	111	111	111	12
Allan BROOKBANKS (48)	4	48	111	111	111	12	12	12	48	12	12	48
Dan JAMES (12)	5	12	48	48	48	48	48	48	12	48	48	111
Andrew BARTON (13)	6	13	13	13	13	13	71	71	71	71	71	71
Ian RUSSELL (22)	7	22	99	71	71	71	71	13	13	13	13	13
Martin BARRON (99)	8	99	20	99	99	99	99	99	99	99	99	61
Martin CURRAH (44)	9	44	71	20	20	61	61	61	61	61	61	99
Michael JAMIESON (20)	10	20	22	61	61	20	22	22	22	22	22	22
Colin TWEDDIE (8)	11	8	8	22	8	22	20	8	8	8	8	8
Peter DOLAN (333)	12	333	61	8	22	8	8	20	20	20	44	44
Wattie BROWN (61)	13	61	44	44	44	118	118	118	44	44	20	20
Andrew KIRKWOOD (125)	14	125	333	333	118	44	44	44	333	333	333	333
Neil McCLURE (71)	15	71	118	118	333	333	333	333	125	125	125	125
Robyn LINDSAY (194)	16	194	125	125	125	125	125	125	34	34	34	34
Charles MORRISON (34)	17	34	34	34	34	34	34	34	194	194	194	194
Rod WALKER (118)	18	118	194	194	194	194	194	194	194	194	194	194

Margin of Victory	Avg. Speed	Best Lap Tm	Best Speed	Best Lap by
0.002	74.176	59.544	76.600	51 - Neil MUNRO

Clerk of the Course.

Orbits

 Sig : Time :
 Chief Timekeeper : Ian Sharp (SMART Timing)

 Results available at www.mylaps.com and www.smart-timing.co.uk


KMSC National Motorcycle Racing AC

KMSC Open Post Classics / Classics

Knockhill 1.267 miles

Race 9 - 2nd Race

04/06/2016 15:00

Race (10 Laps) started at 15:31:44

POLE POSITION

3 12 Dan JAMES	2 87 Jodie CHALK	1 51 Neil MUNRO	1
6 13 Andrew BARTON	5 111 Jimmy SHANKS	4 48 Allan BROOKBANKS	2
9 8 Colin TWEDDIE	8 22 Ian RUSSELL	7 99 Martin BARRON	3
12 125 Andrew KIRKWOOD	11 333 Peter DOLAN	10 44 Martin CURRAH	4
15	14	13	5
18 61 Wattie BROWN	17 71 Neil McCLURE	16 118 Rod WALKER	6
21 194 Robyn LINDSAY	20 34 Charles MORRISON	19 20 Michael JAMIESON	7
		22 117 Lianne MAYHEW	8

Clerk of the Course.

Orbits

Sig : Time :
Chief Timekeeper : Ian Sharp (SMART Timing)

Results available at www.mylaps.com and www.smart-timing.co.uk

Printed: 06/06/2016 18:27:03



Race Results

KMSC National Motorcycle Racing AC

Sorted on Laps

Scottish Championship Superbikes & KMSC Clubman

Knockhill 1.267 miles

Race 4 - 1st Race

04/06/2016 13:45

Race (10 Laps) started at 13:45:43

Pos	No.	Name	Make/Model	CC	Class	Laps	Total Tm	Diff	Best Tm	In Lap	Best Speed
1	179	Andrew TASKER	Kawasaki	ZX10R	SB	10	8:44.572		51.469	7	88.618
2	79	Bruce BIRNIE	BMW	S1000RR	SB	10	8:46.014	1.442	51.151	7	89.169
3	34	John DEAN	Suzuki	GSXR1000K9	SB	10	8:46.204	1.632	51.320	7	88.876
4	119	Kristopher DUNCAN	Kawasaki	ZX10	SB	10	8:50.136	5.564	51.596	4	88.400
5	55	Donald MacFADYEN	BMW	S1000RR	SB	10	8:59.255	14.683	52.718	8	86.519
6	3	Adrian CLARK	Kawasaki	ZX10R	SB	10	9:00.983	16.411	52.971	3	86.105
7	31	Torquil PATERSON	MV Agusta		SB	10	9:02.187	17.615	52.855	8	86.294
8	12	William MONIE	Kawasaki	ZX10R	SB	10	9:06.021	21.449	53.291	6	85.588
9	33	Graeme BODEL	BMW	S1000RR	C	10	9:11.774	27.202	53.859	4	84.686
10	69	Rodney SCOTT	BMW	S1000RR	C	10	9:14.885	30.313	54.047	4	84.391
11	44	David PRENTICE	Yamaha	R1	C	10	9:15.386	30.814	53.938	5	84.562
12	63	Kenny PATERSON	BMW	S1000RR	C	10	9:16.561	31.989	53.977	9	84.501
13	7	James LAING	BMW	S1000RR	SB	10	9:17.385	32.813	54.160	9	84.215
14	67	Des BURNS	Kawasaki	ZX10R	C	10	9:19.942	35.370	53.927	9	84.579
15	4	Daniel MacLEAN	Kawasaki	ZX10R	C	10	9:20.018	35.446	54.518	10	83.662
16	22	Steven WATSON	Suzuki	GSXR750	C	10	9:24.061	39.489	54.891	6	83.094
17	11	Richard HUGHES	BMW	S1000RR	C	10	9:30.384	45.812	54.865	3	83.133
18	45	Gary HOPKINS	Yamaha	R1M	C	10	9:36.100	51.528	55.976	4	81.483
19	122	David SUDELS	Suzuki	GSXR 1000	C	10	9:41.797	57.225	56.352	9	80.939
20	37	Steven PATTERSON	Yamaha	YZF R1	C	9	8:49.550	1 Lap	57.069	2	79.922
21	41	Lukasz PIEC	Yamaha	R1	SB	9	8:59.331	1 Lap	56.687	7	80.461
22	54	Gordon DUNCAN	Ducati	Panigale 899	C	9	8:59.377	1 Lap	58.088	2	78.520
23	6	Calum MacLEAN	Suzuki	GSXR1000	C	9	9:01.409	1 Lap	57.696	6	79.054
24	14	James ROTHERY	Yamaha	R1	C	9	9:43.424	1 Lap	1:02.547	2	72.923
Not classified											
DNF	82	Geraint JONES	Suzuki	GSXR1000	C	5	5:08.265	DNF	59.287	4	76.932
DNS	511	Marc IRONSIDE	Kawasaki	ZX6	C			DNF		0	-

Margin of Victory	Avg. Speed	Best Lap Tm	Best Speed	Best Lap by
1.442	86.949	51.151	89.169	79 - Bruce BIRNIE

Clerk of the Course.

Orbits

Sig : Time :
Chief Timekeeper : Ian Sharp (SMART Timing)

Results available at www.mylaps.com and www.smart-timing.co.uk



KMSC National Motorcycle Racing AC

Scottish Championship Superbikes & KMSC Clubman

Knockhill 1.267 miles

Race 4 - 1st Race

04/06/2016 13:45

Race (10 Laps) started at 13:45:43

Lap	Time of Day	Lap Tm	S1	S2	S3	SFSpd	S1Spd
(179) Andrew TASKER							
1	13:46:41.320	53.151	15.773	19.988	17.390	95.731	129.802
2	13:47:33.053	51.733	14.795	19.548	17.390	146.204	129.302
3	13:48:24.748	51.695	14.810	19.485	17.400	144.628	129.302
4	13:49:16.639	51.891	14.897	19.528	17.466	143.392	129.802
5	13:50:08.382	51.743	14.918	19.491	17.334	143.699	131.070
6	13:51:00.100	51.718	14.782	19.602	17.334	143.392	129.551
7	13:51:51.569	51.469	14.691	19.478	17.300	147.166	131.326
8	13:52:43.715	52.146	14.684	19.699	17.763	148.140	130.814
9	13:53:35.464	51.749	14.977	19.304	17.468	147.166	130.306
10	13:54:27.608	52.144	15.159	19.614	17.371	146.844	129.302

Lap	Time of Day	Lap Tm	S1	S2	S3	SFSpd	S1Spd
(79) Bruce BIRNIE							
1	13:46:42.553	54.321	16.142	21.030	17.149	98.688	122.014
2	13:47:34.319	51.766	14.860	19.724	17.182	147.814	131.326
3	13:48:26.140	51.821	14.832	19.779	17.210	147.489	131.326
4	13:49:17.563	51.423	14.711	19.761	16.951	151.143	132.362
5	13:50:09.720	52.157	14.893	20.026	17.238	151.484	133.150
6	13:51:01.953	52.233	14.958	20.027	17.248	149.794	132.362
7	13:51:53.104	51.151	14.612	19.492	17.047	151.484	130.814
8	13:52:45.501	52.397	14.650	20.027	17.720	151.827	128.559
9	13:53:36.818	51.317	14.819	19.554	16.944	149.128	130.053
10	13:54:29.050	52.232	14.856	20.152	17.224	148.797	129.551

Lap	Time of Day	Lap Tm	S1	S2	S3	SFSpd	S1Spd
(34) John DEAN							
1	13:46:42.278	53.783	15.845	20.654	17.284	97.257	131.070
2	13:47:34.106	51.828	14.868	19.678	17.282	140.687	132.624
3	13:48:25.932	51.826	14.826	19.812	17.188	142.177	126.380
4	13:49:17.328	51.396	14.655	19.658	17.083	143.087	133.415
5	13:50:09.530	52.202	14.750	20.185	17.267	142.177	134.484
6	13:51:00.884	51.354	14.816	19.540	16.998	145.886	132.362
7	13:51:52.204	51.320	14.648	19.485	17.187	143.392	132.362
8	13:52:44.746	52.542	14.763	20.460	17.319	140.392	129.802
9	13:53:36.681	51.935	14.942	19.872	17.121	143.392	125.670
10	13:54:29.240	52.559	15.172	20.168	17.219	138.366	125.905

Lap	Time of Day	Lap Tm	S1	S2	S3	SFSpd	S1Spd
(119) Kristopher DUNCAN							
1	13:46:41.816	53.541	16.053	20.328	17.160	97.682	131.326
2	13:47:33.609	51.793	14.784	19.913	17.096	144.317	130.306
3	13:48:25.400	51.791	14.615	20.037	17.139	145.886	133.415
4	13:49:16.996	51.596	14.623	19.860	17.113	144.628	132.624
5	13:50:09.304	52.308	14.777	20.326	17.205	145.886	134.754
6	13:51:01.786	52.482	15.064	20.127	17.291	143.699	131.326
7	13:51:54.235	52.449	14.862	20.100	17.487	143.699	131.326
8	13:52:46.976	52.741	14.707	20.300	17.734	144.628	133.150
9	13:53:40.011	53.035	15.136	20.339	17.560	140.982	127.824
10	13:54:33.172	53.161	14.976	20.403	17.782	143.699	131.070

Lap	Time of Day	Lap Tm	S1	S2	S3	SFSpd	S1Spd
(55) Donald MacFADYEN							
1	13:46:43.551	55.137	16.276	21.156	17.705	99.419	126.618
2	13:47:37.038	53.487	15.220	20.655	17.612	144.317	130.053
3	13:48:30.058	53.020	15.098	20.400	17.522	147.814	130.306
4	13:49:23.192	53.134	14.837	20.736	17.561	150.465	129.302
5	13:50:16.709	53.517	14.984	20.881	17.652	147.489	127.098
6	13:51:10.092	53.383	15.025	20.514	17.844	147.489	131.070
7	13:52:03.123	53.031	14.827	20.629	17.575	149.460	132.362
8	13:52:55.841	52.718	14.899	20.293	17.526	152.171	129.302
9	13:53:48.713	52.872	14.778	20.625	17.469	147.489	133.680
10	13:54:42.291	53.578	14.784	20.806	17.988	151.143	129.053

Lap	Time of Day	Lap Tm	S1	S2	S3	SFSpd	S1Spd
(3) Adrian CLARK							
1	13:46:44.064	55.463	16.532	21.261	17.670	100.762	118.565
2	13:47:37.324	53.260	15.109	20.829	17.322	144.941	127.581
3	13:48:30.295	52.971	15.061	20.598	17.312	145.255	125.905
4	13:49:23.602	53.307	15.304	20.719	17.284	139.808	127.339
5	13:50:16.887	53.285	15.255	20.808	17.222	138.939	129.302
6	13:51:10.468	53.581	15.160	20.723	17.698	144.317	127.581
7	13:52:03.591	53.123	15.177	20.521	17.425	134.484	129.551
8	13:52:56.958	53.367	15.146	20.645	17.576	147.166	126.380
9	13:53:50.273	53.315	15.170	20.581	17.564	144.941	130.306
10	13:54:44.019	53.746	15.259	20.631	17.856	145.255	127.098

Lap	Time of Day	Lap Tm	S1	S2	S3	SFSpd	S1Spd
(31) Torquil PATERSON							
1	13:46:47.155	57.564	17.159	22.071	18.334	100.914	120.915
2	13:47:42.433	55.278	15.767	21.431	18.080	141.577	122.014

Lap	Time of Day	Lap Tm	S1	S2	S3	SFSpd	S1Spd
(12) William MONIE							
1	13:46:44.534	55.815	16.243	21.613	17.959	95.595	126.142
2	13:47:38.394	53.860	15.486	20.619	17.755	143.087	125.905
3	13:48:32.090	53.696	15.496	20.506	17.694	144.941	125.201
4	13:49:25.629	53.539	15.487	20.372	17.680	142.177	127.098
5	13:50:19.513	53.884	15.590	20.566	17.728	141.279	124.968
6	13:51:12.947	53.434	15.365	20.416	17.653	143.699	125.905
7	13:52:06.337	53.390	15.453	20.236	17.701	138.652	125.435
8	13:52:59.192	52.855	15.159	20.187	17.509	144.628	125.670
9	13:53:52.245	53.053	15.295	20.252	17.506	144.628	125.670
10	13:54:45.223	52.978	15.210	20.195	17.573	144.008	128.313

Lap	Time of Day	Lap Tm	S1	S2	S3	SFSpd	S1Spd
(33) Graeme BODEL							
1	13:46:44.620	55.981	16.626	21.592	17.763	96.976	121.792
2	13:47:38.902	54.282	15.592	20.938	17.752	140.687	129.302
3	13:48:32.527	53.625	15.417	20.512	17.696	144.628	127.098
4	13:49:26.436	53.909	15.623	20.619	17.667	140.392	125.201
5	13:50:20.021	53.585	15.347	20.513	17.725	142.782	126.857
6	13:51:13.312	53.291	15.244	20.509	17.538	144.008	130.306
7	13:52:06.873	53.561	15.370	20.362	17.829	141.279	126.380
8	13:53:00.540	53.667	15.420	20.439	17.808	140.982	129.053
9	13:53:54.560	54.020	15.533	20.608	17.879	140.687	125.670
10	13:54:49.057	54.497	15.455	20.894	18.148	149.460	122.683

Lap	Time of Day	Lap Tm	S1	S2	S3	SFSpd	S1Spd
(69) Rodney SCOTT							
1	13:46:45.192	55.869	16.401	21.478	17.990	100.161	126.857
2	13:47:39.401	54.209	15.516	20.824	17.869	135.845	128.559
3	13:48:33.557	54.156	15.566	20.729	17.861	138.939	127.098
4	13:49:27.416	53.859	15.345	20.824	17.690	139.517	129.802
5	13:50:21.764	54.348	15.323	21.006	18.019	139.517	130.814
6	13:51:16.539	54.775	15.717	21.183	17.875	137.798	129.302
7	13:52:10.940	54.501	15.270	21.427	17.704	139.808	129.053
8	13:53:05.475	54.335	15.459	21.285	17.791	138.652	127.581
9	13:53:59.923	54.448	15.292	21.312	17.844	137.516	128.805
10	13:54:54.810	54.887	15.649	21.287	17.951	137.234	129.302

Lap	Time of Day	Lap Tm	S1	S2	S3	SFSpd	S1Spd
(69) Rodney SCOTT							
1	13:46:46.153	56.895	16.700	22.022	18.173	103.561	114.323
2	13:47:41.150	54.997	15.622	21.462	17.913	136.675	127.824
3	13:48:36.360	55.210	15.717	21.524	17.969	138.652	126.618
4	13:49:30.407	54.047	15.255	20.933	17.859	140.687	131.584
5	13:50:24.490	54.083	15.250	20.919	17.914	149.128	132.624
6	13:51:19.000	54.510	15.560	21.044	17.906	144.941	129.551
7	13:52:13.805	54.805	15.569	21.136	18.100	140.687	132.102
8	13:53:08.752	54.947	15.799	20.917	18.231	149.794	128.068
9	13:54:03.268	54.516	15.389	21.132	17.995	145.570	130.560

Race Results

KMSC National Motorcycle Racing AC

Scottish Championship Superbikes & KMSC Clubman

Knockhill 1.267 miles

Race 4 - 1st Race

04/06/2016 13:45

Race (10 Laps) started at 13:45:43

Lap	Time of Day	Lap Tm	S1	S2	S3	SFSpd	S1Spd
3	13:48:37.477	55.044	15.660	21.161	18.223	140.687	126.857
4	13:49:32.878	55.401	15.768	21.400	18.233	140.392	124.968
5	13:50:28.124	55.246	15.612	21.501	18.133	138.081	119.409
6	13:51:23.039	54.915	15.538	21.359	18.018	143.087	122.459
7	13:52:17.493	54.454	15.601	20.842	18.011	146.523	129.053
8	13:53:12.079	54.586	15.478	21.225	17.883	141.577	122.683
9	13:54:06.239	54.160	15.313	20.843	18.004	146.204	125.201
10	13:55:00.421	54.182	15.473	20.848	17.861	143.087	126.618

(67) Des BURNS

1	13:46:46.574	57.080	16.687	22.460	17.933	105.848	113.935
2	13:47:42.225	55.651	15.612	21.615	18.424	143.392	125.670
3	13:48:37.064	54.839	15.454	21.345	18.040	142.479	125.905
4	13:49:32.493	55.429	15.435	21.705	18.289	144.008	116.103
5	13:50:27.070	54.577	15.109	21.316	18.152	141.577	126.380
6	13:51:21.549	54.479	15.318	21.041	18.120	146.204	126.618
7	13:52:15.845	54.296	15.166	21.301	17.829	143.087	124.504
8	13:53:10.277	54.432	15.657	21.180	17.595	140.982	125.435
9	13:54:04.204	53.927	15.099	21.055	17.773	146.523	120.480
10	13:55:02.978	58.774	15.636	21.346	21.792	148.140	123.815

(4) Daniel MacLEAN

1	13:46:47.675	57.986	17.290	22.330	18.366	101.832	125.435
2	13:47:42.680	55.005	15.817	21.281	17.907	140.099	127.824
3	13:48:38.098	55.418	16.606	20.799	18.013	141.877	112.597
4	13:49:33.097	54.999	15.676	21.273	18.050	135.571	130.560
5	13:50:28.403	55.306	15.640	21.637	18.029	135.298	130.306
6	13:51:23.434	55.031	15.654	21.328	18.049	138.366	128.805
7	13:52:18.679	55.245	15.632	21.463	18.150	144.008	127.098
8	13:53:13.412	54.733	15.491	21.058	18.184	147.166	126.618
9	13:54:08.536	55.124	15.813	21.135	18.176	139.517	126.142
10	13:55:03.054	54.518	15.571	20.840	18.107	143.699	126.380

(22) Steven WATSON

1	13:46:45.861	56.475	16.513	21.715	18.247	102.768	117.116
2	13:47:40.913	55.052	15.745	21.180	18.127	142.782	121.792
3	13:48:36.388	55.475	15.832	21.384	18.259	142.782	118.775
4	13:49:31.853	55.465	15.811	21.536	18.118	141.877	121.792
5	13:50:28.151	56.298	16.508	21.322	18.468	144.941	121.572
6	13:51:23.042	54.891	15.474	21.128	18.289	143.392	121.792
7	13:52:18.412	55.370	15.784	21.377	18.209	144.317	119.835
8	13:53:14.609	56.197	15.722	22.277	18.198	143.087	121.792
9	13:54:11.097	56.488	16.592	21.574	18.322	145.570	120.697
10	13:55:07.097	56.000	15.935	21.584	18.481	140.982	117.940

(11) Richard HUGHES

1	13:46:48.586	57.890	17.256	22.141	18.493	98.833	117.321
2	13:47:43.888	55.302	15.815	21.284	18.203	138.939	126.380
3	13:48:38.753	54.865	15.535	21.220	18.110	135.571	124.273
4	13:49:33.784	55.031	15.584	21.349	18.098	138.366	126.618
5	13:50:29.871	56.087	15.772	21.823	18.492	136.121	127.824
6	13:51:25.484	55.613	16.092	21.432	18.089	132.886	124.968
7	13:52:21.616	56.132	15.875	22.078	18.179	131.326	123.815
8	13:53:18.547	56.931	16.131	22.242	18.558	133.150	121.133
9	13:54:16.727	58.180	17.562	22.171	18.447	131.070	112.408
10	13:55:13.420	56.693	16.142	21.851	18.700	129.802	120.265

(45) Gary HOPKINS

1	13:46:48.408	58.314	17.428	22.286	18.600	102.142	119.835
2	13:47:44.707	56.299	16.379	21.504	18.416	134.754	122.683
3	13:48:41.193	56.486	16.071	21.640	18.775	132.624	121.572
4	13:49:37.169	55.976	16.226	21.366	18.384	130.306	120.480
5	13:50:33.342	56.173	16.146	21.608	18.419	132.362	122.908
6	13:51:29.924	56.582	16.360	21.583	18.639	130.306	120.915
7	13:52:26.939	57.015	16.380	21.748	18.887	130.053	121.133
8	13:53:24.437	57.498	16.638	22.027	18.833	129.053	118.356
9	13:54:21.959	57.522	16.394	22.098	19.030	129.551	120.265
10	13:55:19.136	57.177	16.151	22.189	18.837	133.680	115.903

(122) David SUDDER

1	13:46:50.447	1:00.468	17.922	23.336	19.210	102.611	111.290
2	13:47:48.447	58.000	16.904	22.004	19.092	125.905	118.565
3	13:48:46.123	57.676	16.199	22.349	19.128	134.484	113.549
4	13:49:43.822	57.699	16.558	21.930	19.211	126.380	119.835

Lap	Time of Day	Lap Tm	S1	S2	S3	SFSpd	S1Spd
5	13:50:40.415	56.593	16.105	21.562	18.926	135.298	117.116
6	13:51:37.326	56.911	16.128	21.963	18.820	138.939	115.504
7	13:52:34.241	56.915	16.199	21.839	18.877	139.227	116.506
8	13:53:30.663	56.422	16.253	21.528	18.641	136.398	117.526
9	13:54:27.015	56.352	15.892	21.781	18.679	138.366	116.912
10	13:55:24.833	57.818	16.237	22.199	19.382	138.366	119.621

(37) Steven PATTERSON

1	13:46:50.664	1:00.381	18.038	23.385	18.958	105.515	108.941
2	13:47:47.733	57.069	16.208	22.023	18.838	133.150	120.915
3	13:48:45.524	57.791	16.523	22.329	18.939	129.802	120.265
4	13:49:43.598	58.074	16.343	22.493	19.238	132.886	118.985
5	13:50:41.793	58.195	16.542	22.569	19.084	134.484	114.518
6	13:51:39.464	57.671	16.334	22.408	18.929	133.415	123.815
7	13:52:36.688	57.224	16.276	22.210	18.738	133.947	114.323
8	13:53:34.381	57.693	16.353	22.272	19.068	135.298	117.526
9	13:54:32.586	58.205	16.340	22.562	19.303	131.326	117.321

(41) Lukasz PIEC

1	13:46:55.224	1:03.249	19.008	24.465	19.776	93.205	100.762
2	13:47:53.408	58.184	16.686	22.256	19.242	124.735	112.220
3	13:48:53.126	59.718	17.178	23.039	19.501	124.968	109.832
4	13:49:52.429	59.303	17.356	22.837	19.110	129.302	114.129
5	13:50:51.662	59.233	17.169	22.861	19.203	125.670	111.846
6	13:51:49.252	57.590	16.831	22.235	18.524	127.339	110.012
7	13:52:45.939	56.687	16.022	22.141	18.524	137.234	111.290
8	13:53:43.617	57.678	16.439	22.327	18.912	126.618	110.012
9	13:54:42.367	58.750	16.861	22.994	18.895	129.302	110.374

(54) Gordon DUNCAN

1	13:46:51.288	1:00.905	18.118	23.663	19.124	92.947	107.372
2	13:47:49.376	58.088	16.484	22.712	18.892	130.560	115.703
3	13:48:47.916	58.540	16.488	22.914	19.138	126.857	115.903
4	13:49:47.114	59.198	16.465	23.395	19.338	126.142	114.714
5	13:50:46.358	59.244	16.417	23.468	19.359	129.551	113.357
6	13:51:45.196	58.838	16.308	23.407	19.123	129.551	114.714
7	13:52:45.169	59.973	17.069	23.278	19.626	133.415	112.033
8	13:53:43.545	58.376	16.509	22.685	19.182	121.572	116.709
9	13:54:42.413	58.868	16.569	23.067	19.232	129.053	115.703

(6) Calum MacLEAN

1	13:46:54.012	1:02.421	18.967	23.527	19.927	91.179	112.408
2	13:47:53.256	59.244	17.050	22.674	19.520	120.049	115.107
3	13:48:53.000	59.744	17.063	22.820	19.861	121.133	115.107
4	13:49:52.273	59.273	17.013	22.839	19.421	126.618	116.709
5	13:50:51.564	59.291	16.724	23.078	19.489	124.044	117.940
6	13:51:49.260	57.696	16.412	22.078	19.206	130.560	117.116
7	13:52:47.872	58.612	16.785	22.825	19.002	125.435	112.786
8	13:53:45.995	58.123	16.656	22.409	19.058	133.680	115.305
9	13:54:44.445	58.450	16.644	22.430	19.376	128.313	114.323

(14) James ROTHERY

1	13:46:56.424	1:05.264	18.998	25.028	21.238
---	--------------	-----------------	--------	--------	--------

KMSC National Motorcycle Racing AC

Lapchart

Scottish Championship Superbikes & KMSC Clubman

Knockhill 1.267 miles

Race 4 - 1st Race

04/06/2016 13:45

Race (10 Laps) started at 13:45:43

Competitors	Laps											
	0	1	2	3	4	5	6	7	8	9	10	
Andrew TASKER (179)	1	179	179	179	179	179	179	179	179	179	179	179
Bruce BIRNIE (79)	2	79	119	119	119	119	119	34	34	34	34	79
Kristopher DUNCAN (119)	3	119	34	34	34	34	34	119	79	79	79	34
Donald MacFADYEN (55)	4	55	79	79	79	79	79	79	119	119	119	119
John DEAN (34)	5	34	55	55	55	55	55	55	55	55	55	55
Adrian CLARK (3)	6	3	3	3	3	3	3	3	3	3	3	3
William MONIE (12)	7	12	31	31	31	31	31	31	31	31	31	31
Torquil PATERSON (31)	8	31	12	12	12	12	12	12	12	12	12	12
Rodney SCOTT (69)	9	69	33	33	33	33	33	33	33	33	33	33
Graeme BODEL (33)	10	33	22	22	69	69	69	69	69	69	69	69
Steven WATSON (22)	11	22	69	69	22	44	44	44	44	44	44	44
David PRENTICE (44)	12	44	67	44	44	22	67	67	67	67	67	63
Des BURNS (67)	13	67	7	67	67	67	63	63	63	63	63	7
James LAING (7)	14	7	44	7	7	63	7	7	7	7	7	67
Daniel MacLEAN (4)	15	4	4	4	63	7	22	22	22	4	4	4
David SUDES (122)	16	122	63	63	4	4	4	4	4	22	22	22
Kenny PATERSON (63)	17	63	45	11	11	11	11	11	11	11	11	11
Gary HOPKINS (45)	18	45	11	45	45	45	45	45	45	45	45	45
Steven PATTERSON (37)	19	37	122	37	37	37	122	122	122	122	122	122
Gordon DUNCAN (54)	20	54	37	122	122	122	37	37	37	37	37	37
Richard HUGHES (11)	21	11	54	54	54	54	54	54	54	54	41	
James ROTHERY (14)	22	14	82	82	82	82	82	41	41	41	54	
Geraint JONES (82)	23	82	6	6	6	6	6	6	6	6	6	
Calum MacLEAN (6)	24	6	41	41	41	41	41	14	14	14	14	
Lukasz PIEC (41)	25	41	14	14	14	14	14					
-	26											

Margin of Victory	Avg. Speed	Best Lap Tm	Best Speed	Best Lap by
1.442	86.949	51.151	89.169	79 - Bruce BIRNIE

Clerk of the Course.

Orbits

Sig : Time :
 Chief Timekeeper : Ian Sharp (SMART Timing)
 Results available at www.mylaps.com and www.smart-timing.co.uk



KMSC National Motorcycle Racing AC

KMSC Superbikes & KMSC Clubman

Knockhill 1.267 miles

Race 10 - 1st Race

04/06/2016 15:15

Race (10 Laps) started at 15:56:13

POLE POSITION

3 34 John DEAN	2 79 Bruce BIRNIE	1 179 Andrew TASKER	1
6 3 Adrian CLARK	5 55 Donald MacFADYEN	4 119 Kristopher DUNCAN	2
9 33 Graeme BODEL	8 12 William MONIE	7 31 Torquil PATERSON	3
12 63 Kenny PATERSON	11 44 David PRENTICE	10 69 Rodney SCOTT	4
15 4 Daniel MacLEAN	14 67 Des BURNS	13 7 James LAING	5
18 45 Gary HOPKINS	17 11 Richard HUGHES	16 22 Steven WATSON	6
21 41 Lukasz PIEC	20 37 Steven PATTERSON	19 122 David SUDDER	7
24 14 James ROTHERY	23 6 Calum MacLEAN	22 54 Gordon DUNCAN	8
	26 511 Marc IRONSIDE	25 82 Geraint JONES	9

Clerk of the Course.

Orbits

Sig : Time :
Chief Timekeeper : Ian Sharp (SMART Timing)

Results available at www.mylaps.com and www.smart-timing.co.uk

Printed: 06/06/2016 20:51:37



Race Results

KMSC National Motorcycle Racing AC

Sorted on Laps

Scottish Championship Superstock 600

Knockhill 1.267 miles

Race 5 - 1st Race

04/06/2016 14:00

Race (10 Laps) started at 14:05:00

Pos	No.	Name	Make/Model	CC	Class	Laps	Total Tm	Diff	Best Tm	In Lap	Best Speed
1	8	Lewis ROLLO	Kawasaki	ZXR 600	S6	10	8:49.627		51.935	8	87.823
2	49	Paul McCLUNG	Yamaha	R6 600	S6	10	8:50.973	1.346	51.941	8	87.813
3	45	Ewan GRAY	Kawasaki	ZX6R 600	S6	10	8:51.990	2.363	52.097	6	87.550
4	81	Ryan WATSON	Yamaha	R6 600	S6	10	8:58.993	9.366	52.748	7	86.469
5	99	Callum GRIGOR	Kawasaki	ZX6R 600	S6	10	8:58.997	9.370	52.773	4	86.429
6	21	Sean COOPER	Kawasaki	ZX6R 600	S6	10	9:13.382	23.755	54.015	2	84.441
7	84	Kyle HARPER	Kawasaki	ZX6R 600	S6	10	9:17.664	28.037	54.686	7	83.405
8	88	Graham PIRIE	Yamaha	R6 600	S6	10	9:20.516	30.889	54.265	7	84.052
9	28	Paul BOWERBANK	Yamaha	R6 600	S6	10	9:21.619	31.992	54.785	7	83.254
10	26	Allan RENNIE	Honda	CBR 600	S6	10	9:25.830	36.203	55.160	2	82.688
11	5	Kyle DUNCAN	Kawasaki	ZX6R 600	S6	10	9:26.973	37.346	55.420	6	82.300
12	102	Greame KERR	Suzuki	GSXR 600	S6	10	9:27.563	37.936	55.495	6	82.189
13	4	Dan MacLEAN	Kawasaki	ZX6R 600	S6	10	9:28.136	38.509	55.327	4	82.439
14	86	Russell WILL	Yamaha	R6 600	S6	10	9:30.657	41.030	55.704	8	81.881
15	35	Kevin GILES	Kawasaki	ZX6R 600	S6	10	9:43.167	53.540	56.717	3	80.418
16	27	Andrew DONALD	Kawasaki	ZX6R 600	S6	10	9:43.686	54.059	56.632	6	80.539
17	87	Steven ALLISON	Kawasaki	ZX6R 600	S6	9	8:49.694	1 Lap	56.965	7	80.068
18	12	Anthony JACKSON	Suzuki	GSXR 600 K7	S6	9	8:53.988	1 Lap	57.325	6	79.565
19	184	Ryan GIBSON	Yamaha	R6 600	S6	9	8:58.030	1 Lap	57.560	2	79.241
20	17	Roddy MacLEOD	Suzuki	GSXR 600 K7	S6	9	9:00.626	1 Lap	58.372	3	78.138
21	89	David MUNRO	Yamaha	R6 600	S6	9	9:00.948	1 Lap	58.076	3	78.537
22	58	Barry STEWART	Yamaha	R6 600	S6	9	9:01.698	1 Lap	57.985	9	78.660
23	79	Ashley ROBSON	Kawasaki	ZX6R 600	S6	9	9:15.046	1 Lap	59.899	7	76.146
Not classified											
DNF	11	Patrick FORMAN	Kawasaki	ZX6R 600	S6	7	6:28.967	DNF	54.251	2	84.074
DNF	75	Charlie BUNYAN	Yamaha	R6 600	S6		6.717	DNF		0	-
DNS	31	Torquil PATERSON	Yamaha	R6 600	S6			DNS		0	-

Margin of Victory	Avg. Speed	Best Lap Tm	Best Speed	Best Lap by
1.346	86.119	51.935	87.823	8 - Lewis ROLLO

Clerk of the Course.

Orbits

Sig : Time :
Chief Timekeeper : Ian Sharp (SMART Timing)

Results available at www.mylaps.com and www.smart-timing.co.uk

Printed: 06/06/2016 21:00:31



Race Results

KMSC National Motorcycle Racing AC

Scottish Championship Superstock 600

Knockhill 1.267 miles

Race 5 - 1st Race

04/06/2016 14:00

Race (10 Laps) started at 14:05:00

Lap	Time of Day	Lap Tm	S1	S2	S3	SFSpd	S1Spd	Lap	Time of Day	Lap Tm	S1	S2	S3	SFSpd	S1Spd
(8) Lewis ROLLO															
1	14:05:59.156	53.291	15.918	19.812	17.561	93.857	120.915	1	14:06:03.657	56.811	16.808	21.726	18.277	101.987	118.985
2	14:06:51.452	52.296	15.002	19.755	17.539	141.577	121.133	2	14:06:58.689	55.032	15.851	21.000	18.181	139.227	119.835
3	14:07:43.864	52.412	15.015	19.689	17.708	143.392	122.236	3	14:07:53.773	55.084	15.691	21.263	18.130	139.517	119.835
4	14:08:36.101	52.237	15.094	19.643	17.500	143.087	120.915	4	14:08:48.629	54.856	15.765	20.940	18.151	136.954	119.621
5	14:09:28.557	52.456	15.041	19.714	17.701	144.628	121.572	5	14:09:43.879	55.250	15.865	21.072	18.313	135.298	116.912
6	14:10:20.670	52.113	15.019	19.492	17.602	143.087	121.572	6	14:10:38.847	54.968	15.781	21.103	18.084	138.366	118.985
7	14:11:12.918	52.248	14.986	19.542	17.720	142.782	121.133	7	14:11:33.533	54.686	15.653	21.007	18.026	137.798	119.409
8	14:12:04.853	51.935	14.935	19.608	17.392	143.699	122.683	8	14:12:28.239	54.706	15.535	20.953	18.218	139.808	119.196
9	14:12:57.994	53.141	15.397	19.950	17.794	143.699	122.236	9	14:13:23.247	55.008	15.767	20.951	18.290	139.517	117.940
10	14:13:50.313	52.319	14.916	19.863	17.540	144.317	122.459	10	14:14:18.350	55.103	15.694	21.070	18.339	139.517	118.775
(49) Paul McCLUNG															
1	14:06:00.139	53.920	16.172	20.108	17.640	94.385	121.352	(88) Graham PIRIE							
2	14:06:52.539	52.400	15.065	19.793	17.542	141.577	124.504	1	14:06:04.664	57.616	17.441	21.916	18.259	97.967	118.565
3	14:07:44.856	52.317	15.078	19.931	17.308	143.699	122.908	2	14:06:59.605	54.941	15.753	21.180	18.008	141.279	120.697
4	14:08:36.993	52.137	15.012	19.645	17.480	145.255	123.360	3	14:07:55.066	55.461	15.739	21.486	18.236	139.808	119.621
5	14:09:29.213	52.220	15.099	19.670	17.451	143.087	122.908	4	14:08:50.982	55.916	15.754	20.990	19.172	141.577	118.356
6	14:10:21.428	52.215	15.148	19.655	17.412	141.877	124.504	5	14:09:46.634	55.652	15.972	21.485	18.195	137.234	118.565
7	14:11:13.516	52.088	15.054	19.607	17.427	143.087	124.273	6	14:10:42.087	55.453	15.741	21.420	18.292	137.234	119.621
8	14:12:05.457	51.941	15.081	19.553	17.307	142.177	124.735	7	14:11:36.352	54.265	15.533	20.717	18.015	140.687	120.049
9	14:12:58.762	53.305	15.467	20.344	17.494	144.317	123.815	8	14:12:30.858	54.506	15.694	20.676	18.136	141.279	119.835
10	14:13:51.659	52.897	15.166	20.164	17.567	142.177	124.273	9	14:13:25.816	54.958	15.620	20.952	18.386	143.087	120.265
(88) Graham PIRIE															
1	14:06:04.664	57.616	17.441	21.916	18.259	97.967	118.565	10	14:14:21.202	55.386	15.757	21.171	18.458	141.279	120.265
2	14:06:59.605	54.941	15.753	21.180	18.008	141.279	120.697	(28) Paul BOWERBANK							
3	14:07:55.066	55.461	15.739	21.486	18.236	139.808	119.621	1	14:06:04.624	57.845	17.150	22.233	18.462	99.419	121.572
4	14:08:50.982	55.916	15.754	20.990	19.172	141.577	118.356	2	14:07:00.221	55.597	16.108	21.329	18.160	142.177	122.683
5	14:09:46.634	55.652	15.972	21.485	18.195	137.234	118.565	3	14:07:55.613	55.392	15.708	21.295	18.389	142.782	122.908
6	14:10:42.087	55.453	15.741	21.420	18.292	137.234	119.621	4	14:08:51.445	55.832	16.010	21.217	18.605	142.177	107.030
7	14:11:36.352	54.265	15.533	20.717	18.015	140.687	120.049	5	14:09:47.188	55.743	15.951	21.325	18.467	138.939	122.459
8	14:12:30.858	54.506	15.694	20.676	18.136	141.279	119.835	6	14:10:42.774	55.586	15.844	21.252	18.490	142.479	122.459
9	14:13:25.816	54.958	15.620	20.952	18.386	143.087	120.265	7	14:11:37.559	54.785	15.848	20.714	18.223	141.577	122.014
10	14:14:21.202	55.386	15.757	21.171	18.458	141.279	120.265	8	14:12:32.545	54.986	15.772	20.563	18.651	143.699	120.697
(28) Paul BOWERBANK															
1	14:06:04.624	57.845	17.150	22.233	18.462	99.419	121.572	9	14:13:27.494	54.949	15.894	20.594	18.461	142.782	121.133
2	14:07:00.221	55.597	16.108	21.329	18.160	142.177	122.683	10	14:14:22.305	54.811	15.663	20.687	18.461	142.479	122.683
3	14:07:55.613	55.392	15.708	21.295	18.389	142.782	122.908	(26) Allan RENNIE							
4	14:08:51.445	55.832	16.010	21.217	18.605	142.177	107.030	1	14:06:04.191	57.248	17.256	21.640	18.352	97.967	118.985
5	14:09:47.188	55.743	15.951	21.325	18.467	138.939	122.459	2	14:06:59.351	55.160	15.956	20.954	18.250	137.516	120.049
6	14:10:42.774	55.586	15.844	21.252	18.490	142.479	122.459	3	14:07:54.763	55.412	15.783	21.355	18.274	136.121	119.196
7	14:11:37.559	54.785	15.848	20.714	18.223	141.577	122.014	4	14:08:51.022	56.259	16.229	21.092	18.938	135.845	116.304
8	14:12:32.545	54.986	15.772	20.563	18.651	143.699	120.697	5	14:09:46.367	55.345	15.844	20.990	18.511	137.234	118.775
9	14:13:27.494	54.949	15.894	20.594	18.461	142.782	121.133	6	14:10:42.640	56.273	15.872	21.773	18.628	136.954	118.985
10	14:14:22.305	54.811	15.663	20.687	18.461	142.479	122.683	7	14:11:38.404	55.764	15.871	21.286	18.607	136.121	117.733
(26) Allan RENNIE															
1	14:06:04.191	57.248	17.256	21.640	18.352	97.967	118.985	8	14:12:34.105	55.701	16.015	20.955	18.731	132.624	118.775
2	14:06:59.351	55.160	15.956	20.954	18.250	137.516	120.049	9	14:13:29.704	55.599	16.041	21.010	18.548	133.680	118.775
3	14:07:54.763	55.412	15.783	21.355	18.274	136.121	119.196	10	14:14:26.516	56.812	15.971	21.622	19.219	136.954	118.147
4	14:08:51.022	56.259	16.229	21.092	18.938	135.845	116.304	(5) Kyle DUNCAN							
5	14:09:46.367	55.345	15.844	20.990	18.511	137.234	118.775	1	14:06:05.188	57.910	17.407	21.932	18.571	102.298	118.147
6	14:10:42.640	56.273	15.872	21.773	18.628	136.954	118.985	2	14:07:00.920	55.732	15.894	21.313	18.525	142.782	119.621
7	14:11:38.404	55.764	15.871	21.286	18.607	136.121	117.733	3	14:07:56.858	55.938	15.892	21.487	18.559	142.177	118.775
8	14:12:34.105	55.701	16.015	20.955	18.731	132.624	118.775	4	14:08:53.078	56.220	15.863	21.399	18.958	142.479	118.985
9	14:13:29.704	55.599	16.041	21.010	18.548	133.680	118.775	5	14:09:49.311	56.233	16.298	21.383	18.552	139.517	119.621
10	14:14:26.516	56.812	15.971	21.622	19.219	136.954	118.147	6	14:10:44.731	55.420	15.558	21.309	18.553	141.577	118.775
(5) Kyle DUNCAN															
1	14:06:05.188	57.910	17.407	21.932	18.571	102.298	118.147	7	14:11:40.570	55.839	15.872	21.393	18.574	142.782	119.196
2	14:07:00.920	55.732	15.894	21.313	18.525	142.782	119.621	8	14:12:36.286	55.716	15.632	21.381	18.703	142.177	118.775
3	14:07:56.858	55.938	15.892	21.487	18.559	142.177	118.775	9	14:13:31.785	55.499	15.647	21.192	18.660	142.177	118.775
4	14:08:53.078	56.220	15.863	21.399	18.958	142.479	118.985	10	14:14:27.659	55.874	15.772	21.456	18.646	139.808	118.356
5	14:09:49.311	56.233	16.298	21.383	18.552	139.517	119.621	(102) Greame KERR							
6	14:10:44.731	55.420	15.558	21.309											

KMSC National Motorcycle Racing AC

Scottish Championship Superstock 600

Knockhill 1.267 miles

Race 5 - 1st Race

04/06/2016 14:00

Race (10 Laps) started at 14:05:00

Lap	Time of Day	Lap Tm	S1	S2	S3	SFSpd	S1Spd	Lap	Time of Day	Lap Tm	S1	S2	S3	SFSpd	S1Spd
(86) Russell WILL															
1	14:06:06.681	58.763	17.914	22.243	18.606	99.272	118.147	1	14:06:11.524	1:02.776	18.558	24.399	19.819	102.298	106.520
2	14:07:03.024	56.343	16.447	21.551	18.345	136.121	118.985	2	14:07:10.495	59.150	17.022	23.048	19.080	128.559	113.166
3	14:07:58.906	55.882	16.108	21.314	18.460	136.675	118.775	3	14:08:08.867	58.372	16.617	22.557	19.198	131.584	111.660
4	14:08:54.792	55.886	16.205	21.326	18.355	136.121	118.565	4	14:09:08.093	59.226	16.862	22.956	19.408	136.398	112.976
5	14:09:51.166	56.374	16.319	21.646	18.409	133.680	119.409	5	14:10:06.650	58.557	16.528	22.760	19.269	136.675	112.408
6	14:10:46.973	55.807	16.136	21.156	18.515	136.675	118.356	6	14:11:05.279	58.629	16.780	22.653	19.196	133.415	111.290
7	14:11:42.967	55.994	16.261	21.251	18.482	137.234	118.356	7	14:12:03.803	58.524	16.140	23.147	19.237	138.939	113.166
8	14:12:38.671	55.704	16.044	21.188	18.472	136.954	118.147	8	14:13:02.257	58.454	16.675	22.497	19.282	135.025	112.597
9	14:13:34.864	56.193	16.296	21.316	18.581	136.675	118.147	9	14:14:01.312	59.055	16.679	22.575	19.801	132.362	111.846
10	14:14:31.343	56.479	16.181	21.585	18.713	137.516	116.912	(89) David MUNRO							
(35) Kevin GILES															
1	14:06:08.658	1:01.001	18.103	23.881	19.017	97.682	110.193	1	14:06:11.524	1:02.713	18.618	24.755	19.340	100.460	101.832
2	14:07:05.760	57.102	16.667	21.818	18.617	138.366	115.903	2	14:07:11.845	1:00.321	17.040	23.448	19.833	129.053	108.238
3	14:08:02.477	56.717	16.250	21.898	18.569	139.227	117.116	3	14:08:09.921	58.076	16.762	22.596	18.718	132.362	115.107
4	14:08:59.564	57.087	16.246	22.147	18.694	138.366	115.903	4	14:09:08.387	58.466	16.858	22.734	18.874	129.053	113.742
5	14:09:56.791	57.227	16.542	22.015	18.670	136.121	116.912	5	14:10:07.027	58.640	16.793	22.686	19.161	129.551	111.660
6	14:10:53.849	57.058	16.374	21.980	18.704	136.398	116.304	6	14:11:05.491	58.464	16.871	22.678	18.915	129.053	116.506
7	14:11:51.030	57.181	16.290	22.128	18.763	138.939	117.940	7	14:12:03.965	58.474	16.557	22.814	19.103	132.362	114.129
8	14:12:48.277	57.247	16.366	21.874	19.007	139.227	114.910	8	14:13:03.187	59.222	17.175	22.959	19.088	129.551	113.935
9	14:13:46.271	57.994	16.480	22.404	19.110	135.025	115.903	9	14:14:01.634	58.447	16.561	22.758	19.128	131.584	114.129
10	14:14:43.853	57.582	16.546	22.148	18.888	138.081	114.910	(58) Barry STEWART							
(27) Andrew DONALD															
1	14:06:08.527	1:00.848	17.932	23.701	19.215	105.184	109.832	1	14:06:10.004	1:01.638	18.071	24.053	19.514	99.566	102.298
2	14:07:07.032	58.505	17.084	22.766	18.655	134.215	116.912	2	14:07:08.251	58.247	16.857	22.366	19.024	138.366	116.912
3	14:08:03.854	56.822	16.104	22.258	18.460	143.699	120.265	3	14:08:06.720	58.469	16.577	22.369	19.523	138.366	112.786
4	14:09:01.103	57.249	16.505	22.144	18.600	135.025	117.321	4	14:09:05.288	58.568	16.773	22.240	19.555	134.754	113.935
5	14:09:58.099	56.996	16.122	22.199	18.675	140.392	116.304	5	14:10:04.945	59.657	17.007	22.768	19.882	136.675	114.518
6	14:10:54.731	56.632	16.135	22.113	18.384	141.279	117.526	6	14:11:03.862	58.917	16.656	22.460	19.801	133.415	114.714
7	14:11:51.537	56.806	16.045	22.273	18.488	143.392	115.703	7	14:12:03.575	59.713	16.646	23.535	19.532	135.025	115.504
8	14:12:48.720	57.183	16.106	22.323	18.754	142.479	117.526	8	14:13:04.399	1:00.824	16.853	24.295	19.676	132.362	106.520
9	14:13:46.508	57.788	16.296	22.659	18.833	139.808	116.709	9	14:14:02.384	57.985	16.424	22.467	19.094	136.121	111.846
10	14:14:44.372	57.864	16.531	22.537	18.796	131.584	116.103	(79) Ashley ROBSON							
(87) Steven ALLISON															
1	14:06:08.533	1:01.588	18.322	23.915	19.351	93.857	106.015	1	14:06:11.243	1:02.686	18.346	24.000	20.340	98.111	112.220
2	14:07:07.740	58.207	16.405	22.744	19.058	134.484	117.116	2	14:07:12.107	1:00.864	17.104	23.411	20.349	129.053	113.935
3	14:08:05.524	57.784	16.236	22.565	18.983	133.150	117.733	3	14:08:12.927	1:00.820	17.258	23.209	20.353	124.968	115.703
4	14:09:03.530	58.006	16.815	22.049	19.142	131.584	113.742	4	14:09:13.015	1:00.088	17.014	23.196	19.878	132.102	112.976
5	14:10:00.957	57.427	16.285	21.952	19.190	129.302	116.709	5	14:10:13.224	1:00.209	17.145	23.044	20.020	128.559	110.556
6	14:10:58.125	57.168	15.964	22.288	18.916	133.415	116.709	6	14:11:13.220	59.996	17.164	22.962	19.870	122.014	111.290
7	14:11:55.090	56.965	16.110	21.982	18.873	129.302	116.506	7	14:12:13.119	59.899	16.938	22.964	19.997	124.968	113.357
8	14:12:52.881	57.791	16.523	21.774	19.494	131.070	113.549	8	14:13:14.554	1:01.435	17.176	23.255	21.004	126.380	112.597
9	14:13:50.380	57.499	16.484	21.758	19.257	130.306	112.033	9	14:14:15.732	1:01.178	17.224	23.591	20.363	126.142	112.976
(12) Anthony JACKSON															
1	14:06:08.945	1:00.782	17.972	23.811	18.999	103.084	108.941	(11) Patrick FORMAN							
2	14:07:07.115	58.170	16.392	22.571	19.207	132.886	115.903	1	14:06:02.059	55.640	16.668	20.955	18.017	95.595	118.356
3	14:08:05.386	58.271	16.714	22.456	19.101	132.102	116.912	2	14:06:56.310	54.251	15.616	20.504	18.131	136.954	116.912
4	14:09:03.221	57.835	16.237	22.455	19.143	136.121	117.116	3	14:07:50.873	54.563	15.682	20.846	18.035	137.516	114.714
5	14:10:00.683	57.462	16.086	22.041	19.335	134.215	117.526	4	14:08:45.358	54.485	15.650	20.749	18.086	136.398	114.910
6	14:10:58.008	57.325	15.987	22.269	19.069	138.366	115.107	5	14:09:39.828	54.470	15.778	20.729	17.963	137.234	116.103
7	14:11:56.528	58.520	16.611	22.693	19.216	129.053	115.504	6	14:10:34.501	54.673	15.731	20.900	18.042	135.025	115.305
8	14:12:55.015	58.487	16.419	22.540	19.528	130.560	115.305	7	14:11:29.653	55.152	15.894	21.057	18.201	135.025	114.129
9	14:13:54.674	59.659	16.765	23.176	19.718	128.068	115.504	(184) Ryan GIBSON							
(184) Ryan GIBSON															
1	14:06:11.332	1:03.097	18.292	25.314	19.491	100.460	106.183	1	14:06:11.332	1:03.097	18.292	25.314	19.491	100.460	106.183
2	14:07:08.892	57.560	16.945	21.841	18.774	130.306	113.166	2	14:07:08.892	57.560	16.945	21.841	18.774	130.306	113.166
3	14:08:06.932	58.040	16.698	22.454	18.888	129.802	113.166	3	14:08:06.932	58.040	16.698	22.454	18.888	129.802	113.166
4	14:09:05.453	58.521	16.996	22.479	19.046	126.618	111.474	4	14:09:05.453	58.521	16.996	22.479	19.046	126.618	111.474
5	14:10:04.945	59.492	17.024	23.082	19.386	126.380	109.832	5	14:10:04.945	59.492	17.024	23.082	19.386	126.380	109.832
6	14:11:04.061	59.116	16.828	22.853	19.435	126.857	112.786	6	14:11:04.061	59.116	16.828	22.853	19.435	126.857	112.786

Clerk of the Course.

 Sig : Time :
 Chief Timekeeper : Ian Sharp (SMART Timing)

 Results available at www.mylaps.com and www.smart-timing.co.uk

Printed: 06/06/2016 21:00:

KMSC National Motorcycle Racing AC

Lapchart

Scottish Championship Superstock 600

Knockhill 1.267 miles

Race 5 - 1st Race

04/06/2016 14:00

Race (10 Laps) started at 14:05:00

Competitors	Laps										
	0	1	2	3	4	5	6	7	8	9	10
Lewis ROLLO (8)	1	8	8	8	8	8	8	8	8	8	8
Ewan GRAY (45)	2	45	45	45	45	45	45	45	45	49	49
Callum GRIGOR (99)	3	99	49	49	49	49	49	49	49	45	45
Ryan WATSON (81)	4	81	99	99	99	99	99	99	99	99	81
Paul McCLUNG (49)	5	49	81	81	81	81	81	81	81	81	99
Patrick FORMAN (11)	6	11	11	11	11	11	11	21	21	21	21
Paul BOWERBANK (28)	7	28	21	21	21	21	21	11	84	84	84
Sean COOPER (21)	8	21	84	84	84	84	84	84	88	88	88
Kyle HARPER (84)	9	84	26	26	26	88	26	88	88	28	28
Allan RENNIE (26)	10	26	28	88	88	26	88	26	28	26	26
Graham PIRIE (88)	11	88	88	28	28	28	28	26	5	5	5
Kyle DUNCAN (5)	12	5	5	5	5	5	5	5	102	102	102
Charlie BUNYAN (75)	13	75	102	102	102	102	102	102	4	4	4
Greame KERR (102)	14	102	4	4	4	4	4	4	86	86	86
Kevin GILES (35)	15	35	86	86	86	86	86	86	35	35	35
Andrew DONALD (27)	16	27	27	35	35	35	35	35	27	27	27
Dan MacLEAN (4)	17	4	35	27	27	27	27	27	87	87	87
Russell WILL (86)	18	86	12	12	12	12	12	12	87	12	12
Steven ALLISON (87)	19	87	87	87	87	87	87	87	12	184	184
Anthony JACKSON (12)	20	12	58	58	58	58	184	58	184	17	17
Ryan GIBSON (184)	21	184	79	184	184	184	58	184	58	89	89
Barry STEWART (58)	22	58	184	17	17	17	17	17	17	58	58
Ashley ROBSON (79)	23	79	17	89	89	89	89	89	89	79	79
Roddy MacLEOD (17)	24	17	89	79	79	79	79	79			
David MUNRO (89)	25	89									
-	26										

Margin of Victory	Avg. Speed	Best Lap Tm	Best Speed	Best Lap by
1.346	86.119	51.935	87.823	8 - Lewis ROLLO

Clerk of the Course.

Orbits

Sig : Time :
 Chief Timekeeper : Ian Sharp (SMART Timing)
 Results available at www.mylaps.com and www.smart-timing.co.uk



KMSC National Motorcycle Racing AC

KMSC Superstock 600

Knockhill 1.267 miles

Race 11 - 1st Race

04/06/2016 15:30

Race (12 Laps) started at 16:10:51

POLE POSITION

3 45 Ewan GRAY	2 49 Paul McCLUNG	1 8 Lewis ROLLO	1
6 21 Sean COOPER	5 99 Callum GRIGOR	4 81 Ryan WATSON	2
9 28 Paul BOWERBANK	8 88 Graham PIRIE	7 84 Kyle HARPER	3
12 102 Greame KERR	11 5 Kyle DUNCAN	10 26 Allan RENNIE	4
15 35 Kevin GILES	14 86 Russell WILL	13 4 Dan MacLEAN	5
18 12 Anthony JACKSON	17 87 Steven ALLISON	16 27 Andrew DONALD	6
21 89 David MUNRO	20 17 Roddy MacLEOD	19 184 Ryan GIBSON	7
24 11 Patrick FORMAN	23 79 Ashley ROBSON	22 58 Barry STEWART	8
	26 31 Torquil PATERSON	25 75 Charlie BUNYAN	9

Clerk of the Course.

Orbits

Sig : Time :
Chief Timekeeper : Ian Sharp (SMART Timing)

Results available at www.mylaps.com and www.smart-timing.co.uk

Printed: 06/06/2016 21:01:36



Race Results

KMSC National Motorcycle Racing AC

Sorted on Laps

KMSC 125's

Knockhill 1.267 miles

Race 6 - 1st Race

04/06/2016 14:15

Race (10 Laps) started at 14:22:03

Pos	No.	Name	Make/Model	CC	Class	Laps	Total Tm	Diff	Best Tm	In Lap	Best Speed
1	9	Rishon HICKEY	Aprilia	RS125	F125	10	10:42.141		1:02.951	6	72.455
2	27	James McLAREN	Aprilia	RS125	F125	10	10:52.887	10.746	1:03.309	6	72.045
3	88	Lewis NICOL	Aprilia	RS125	F125	10	11:11.516	29.375	1:05.909	9	69.203
4	8	Cameron McPHERSON	Aprilia	RS125	F125	10	11:39.876	57.735	1:08.424	5	66.659
5	21	Marc GIBSON	Aprilia	RS125	F125	9	10:49.121	1 Lap	1:10.306	9	64.875
6	47	Joel BAVIDGE	Aprilia	RS125	F125	9	10:49.282	1 Lap	1:10.165	9	65.005
7	15	Finlay MILNE	Aprilia	RS125	F125	9	11:09.465	1 Lap	1:12.784	9	62.666
8	16	Mia KELLAS	Aprilia	RS125	F125	8	11:33.886	2 Laps	1:23.177	3	54.836
Not classified											
DNF	44	Murray PATTISON	Aprilia	RS125	F125	3	3:58.033	DNF	1:14.760	2	61.010
DNS	23	Keirin KELLAS	Aprilia	RS125	F125			DNS		0	-

Margin of Victory	Avg. Speed	Best Lap Tm	Best Speed	Best Lap by
10.746	71.029	1:02.951	72.455	9 - Rishon HICKEY

Clerk of the Course.

Orbits

Sig : Time :
Chief Timekeeper : Ian Sharp (SMART Timing)

Results available at www.mylaps.com and www.smart-timing.co.uk

Printed: 06/06/2016 18:39:31



KMSC National Motorcycle Racing AC

KMSC 125's

Knockhill 1.267 miles

Race 6 - 1st Race

04/06/2016 14:15

Race (10 Laps) started at 14:22:03

Lap	Time of Day	Lap Tm	S1	S2	S3	SFSpd	S1Spd
(9) Rishon HICKEY							
1	14:23:15.211	1:05.458	20.527	23.927	21.004	67.242	83.363
2	14:24:18.970	1:03.759	18.914	23.617	21.228	99.863	83.157
3	14:25:22.223	1:03.253	18.867			100.310	81.938
4	14:26:25.662	1:03.439	18.718	23.360	21.361	99.419	83.885
5	14:27:28.867	1:03.205	18.736			98.688	84.095
6	14:28:31.818	1:02.951	18.755	23.278	20.918	98.688	84.839
7	14:29:34.896	1:03.078	18.684	23.402	20.992	99.863	84.518
8	14:30:38.102	1:03.206	18.558			99.566	84.946
9	14:31:41.513	1:03.411	18.668			99.272	82.240
10	14:32:45.292	1:03.779	18.647	23.835	21.297	98.833	
(27) James McLAREN							
1	14:23:15.719	1:05.681	20.368	24.320	20.993	68.758	82.849
2	14:24:20.268	1:04.549	19.483	23.907	21.159	103.721	83.467
3	14:25:23.810	1:03.542	18.770			102.768	83.260
4	14:26:27.950	1:04.140	18.823			102.142	
5	14:27:31.544	1:03.594	18.838			103.084	83.467
6	14:28:34.853	1:03.309	18.658			104.043	83.675
7	14:29:38.631	1:03.778	18.842			104.204	83.467
8	14:30:43.161	1:04.530	18.784			102.454	82.747
9	14:31:49.357	1:06.196	19.415			102.926	72.314
10	14:32:56.038	1:06.681	19.495			102.611	76.958

(88) Lewis NICOL							
1	14:23:17.598	1:07.411	20.943	24.827	21.641	68.407	82.849
2	14:24:24.031	1:06.433	19.892	24.730	21.811	101.524	82.139
3	14:25:30.677	1:06.646	19.958	24.845	21.843	101.218	81.343
4	14:26:36.823	1:06.146	19.510	24.842	21.794	100.914	81.839
5	14:27:43.432	1:06.609	19.755	25.025	21.829	101.678	80.950
6	14:28:49.469	1:06.037	19.679	24.816	21.542	101.678	82.645
7	14:29:55.904	1:06.435	19.723	24.922	21.790	102.454	82.039
8	14:31:02.175	1:06.271	19.790	24.691	21.790	102.454	82.139
9	14:32:08.084	1:05.909	19.575	24.448	21.886	101.832	82.341
10	14:33:14.667	1:06.583	19.775	24.831	21.977	100.762	81.639

(8) Cameron McPHERSON							
1	14:23:20.540	1:10.148	21.220	25.958	22.970	67.513	79.136
2	14:24:29.576	1:09.036	20.298	26.118	22.620	94.651	74.981
3	14:25:38.334	1:08.758	20.092	25.865	22.801	94.252	75.828
4	14:26:47.133	1:08.799	20.156	25.733	22.910	92.054	76.259
5	14:27:55.557	1:08.424	20.140	25.636	22.648	95.595	76.519
6	14:29:04.148	1:08.591	19.724	26.063	22.804	95.053	79.230
7	14:30:14.648	1:10.500	20.733	26.790	22.977	93.205	72.004
8	14:31:23.980	1:09.332	20.299	26.141	22.892	93.988	77.402
9	14:32:33.492	1:09.512	20.752	26.392	22.368	91.677	73.583
10	14:33:43.027	1:09.535	20.187	26.214	23.134	95.053	76.086

(21) Marc GIBSON							
1	14:23:22.370	1:11.885	21.943	26.203	23.739	67.041	78.123
2	14:24:34.306	1:11.936	21.713	26.634	23.589	95.323	76.086
3	14:25:44.755	1:10.449	21.128	26.095	23.226	96.005	77.224
4	14:26:56.321	1:11.566	21.473	26.391	23.702	96.836	76.870
5	14:28:07.454	1:11.133	21.313	26.228	23.592	95.188	76.432
6	14:29:19.498	1:12.044	21.139	26.524	24.381	96.419	79.136
7	14:30:30.501	1:11.003	21.131	26.486	23.386	93.595	75.317
8	14:31:41.966	1:11.465	21.495			94.785	75.572
9	14:32:52.272	1:10.306	20.747	26.657	22.902	94.919	76.345

(47) Joel BAVIDGE							
1	14:23:22.628	1:11.387	21.388	26.510	23.489	65.280	78.672
2	14:24:32.806	1:10.178	20.633	26.432	23.113	92.181	75.233
3	14:25:43.414	1:10.608	20.891	26.273	23.444	89.836	74.070
4	14:26:54.456	1:11.042	21.007	26.386	23.649	89.477	74.897
5	14:28:06.199	1:11.743	20.964	26.355	24.424	89.716	73.745
6	14:29:20.139	1:13.940	22.613	26.710	24.617	89.002	72.706
7	14:30:31.174	1:11.035	21.232	26.201	23.602	89.716	74.897
8	14:31:42.268	1:11.094	21.488	25.968	23.638	90.686	74.647
9	14:32:52.433	1:10.165	20.630	26.084	23.451	91.677	75.914

(15) Finlay MILNE							
1	14:23:26.631	1:14.896	22.186	28.012	24.698	63.249	72.943
2	14:24:40.090	1:13.459	21.076	27.671	24.712	88.884	71.391

Lap	Time of Day	Lap Tm	S1	S2	S3	SFSpd	S1Spd
3	14:25:53.053	1:12.963	21.305	27.376	24.282	85.596	71.467
4	14:27:05.897	1:12.844	20.968	27.410	24.466	89.120	71.773
5	14:28:18.987	1:13.090	21.251	27.340	24.499	88.884	72.706
6	14:29:32.203	1:13.216	21.242	27.149	24.825	88.649	72.314
7	14:30:45.490	1:13.287	20.882	27.316	25.089	89.596	72.470
8	14:31:59.832	1:14.342	21.408	27.684	25.250	88.532	72.159
9	14:33:12.616	1:12.784	20.917	27.528	24.339	87.952	71.620

(16) Mia KELLAS							
1	14:23:40.817	1:25.573	25.083	31.778	28.712	65.153	72.549
2	14:25:05.954	1:25.137	26.018	31.494	27.625	83.363	66.509
3	14:26:29.131	1:23.177	24.637	32.091	26.449	87.952	69.977
4	14:27:55.771	1:26.640	26.667	31.810	28.163	77.761	71.089
5	14:29:20.091	1:24.320	25.698	32.162	26.460	84.200	67.242
6	14:30:45.380	1:25.289	24.756	32.646	27.887	76.870	65.856
7	14:32:09.302	1:23.922	24.810	32.191	26.921	86.927	67.310
8	14:33:37.037	1:27.735	27.530	32.660	27.545	78.214	65.471

(44) Murray PATTISON							
1	14:23:31.289	1:17.422	24.457	28.195	24.770	58.253	69.831
2	14:24:46.049	1:14.760	22.254	27.416	25.090	93.076	71.620
3	14:26:01.184	1:15.135	22.422	27.583	25.130	87.608	69.904

Clerk of the Course.

Orbits

Sig : Time :
 Chief Timekeeper : Ian Sharp (SMART Timing)
 Results available at www.mylaps.com and www.smart-timing.co.uk



KMSC National Motorcycle Racing AC

Lapchart

KMSC 125's

Knockhill 1.267 miles

Race 6 - 1st Race

04/06/2016 14:15

Race (10 Laps) started at 14:22:03

Competitors	Laps										
	0	1	2	3	4	5	6	7	8	9	10
Rishon HICKEY (9)	1	9	9	9	9	9	9	9	9	9	9
James McLAREN (27)	2	27	27	27	27	27	27	27	27	27	27
Lewis NICOL (88)	3	88	88	88	88	88	88	88	88	88	88
Cameron McPHERSON (8)	4	8	8	8	8	8	8	8	8	8	8
Marc GIBSON (21)	5	21	21	47	47	47	47	21	21	21	21
Joel BAVIDGE (47)	6	47	47	21	21	21	21	47	47	47	47
Finlay MILNE (15)	7	15	15	15	15	15	15	15	15	15	15
Murray PATTISON (44)	8	44	44	44	44	16	16	16	16	16	16
Mia KELLAS (16)	9	16	16	16	16						
-	10										

Margin of Victory	Avg. Speed	Best Lap Tm	Best Speed	Best Lap by
10.746	71.029	1:02.951	72.455	9 - Rishon HICKEY

Clerk of the Course.

Orbits

Sig : Time :
 Chief Timekeeper : Ian Sharp (SMART Timing)
 Results available at www.mylaps.com and www.smart-timing.co.uk



KMSC National Motorcycle Racing AC

KMSC 125's

Knockhill 1.267 miles

Race 12 - 2nd Race

04/06/2016 15:45

Race (10 Laps) started at 16:28:35

POLE POSITION

3 88 Lewis NICOL	2 27 James McLAREN	1 9 Rishon HICKEY	1
6 47 Joel BAVIDGE	5 21 Marc GIBSON	4 8 Cameron McPHERSON	2
9 44 Murray PATTISON	8 16 Mia KELLAS	7 15 Finlay MILNE	3
		10 23 Keirin KELLAS	4

Clerk of the Course.

Sig : Time :
Chief Timekeeper : Ian Sharp (SMART Timing)

Results available at www.mylaps.com and www.smart-timing.co.uk

Orbits



Race Results

KMSC National Motorcycle Racing AC

Sorted on Laps

KMSC Lightweights

Knockhill 1.267 miles

Race 7 - 1st Race - Re-start - AMENDED RESULT

04/06/2016 14:35

Race (8 Laps) started at 14:57:40

Pos	No.	Name	Make/Model	CC	Class	Laps	Total Tm	Diff	Best Tm	In Lap	Best Speed
1	49	Paul McCLUNG	Kawasaki	ER6	SL	8	7:29.010		54.849	7	83.157
2	119	Kristopher DUNCAN	Kawasaki	ER6	SL	8	7:32.131	3.121	55.162	6	82.685
3	5	Gillian McGAW	Kawasaki	650	SL	8	7:32.606	3.596	55.398	6	82.333
4	15	Keith DICKIE	Kawasaki	ER6	SL	8	7:43.452	14.442	56.733	6	80.396
5	11	Lewis PATERSON	Suzuki	SV650	SL	8	7:48.867	19.857	57.056	4	79.941
6	4	Alan GIBSON	Suzuki	SV650	SL	8	7:52.877	23.867	57.932	7	78.732
7	24	Alex REID	Suzuki	650	SL	8	8:00.716	31.706	58.590	3	77.848
8	39	Stuart HAMILTON	Kawasaki	ER650	SL	8	8:01.497	32.487	58.900	8	77.438
9	2	Robert WOODWARD	Suzuki	SV650	SL	8	8:05.509	36.499	58.688	4	77.718
10	21	Grant REID	Kawasaki	ER6	SL	8	8:06.561	37.551	58.591	8	77.846
11	79	Ashley ROBSON	Kawasaki	ZXR400	SL	8	8:11.255	42.245	59.371	8	76.824
12	189	Gary CRAIG	Suzuki	SV650	SL	8	8:14.758	45.748	1:00.349	2	75.579
13	16	Gerry KEIRNAN	Suzuki	SV650	SL	8	8:15.549	46.539	1:00.211	5	75.752
14	14	Scott GORDON	Kawasaki	ER6	SL	8	8:15.648	46.638	1:00.651	8	75.202
15	800	Gordon CLARK	Kawasaki	ZXR400	SL	8	8:19.109	50.099	59.230	8	77.006
16	25	Jim PURVIS	Yamaha	FZR400	SL	8	8:22.949	53.939	1:01.226	8	74.496
17	55	Tom ROBINSON	Aprilia	RRV 450	SL	8	8:23.124	54.114	1:00.307	5	75.631
18	17	Michael CRITCHELL	Suzuki	SV650	SL	8	8:32.019	1:03.009	1:01.867	5	73.724
19	73	Ray MALONEY	Kawasaki	ER6	SL	8	8:33.869	1:04.859	1:00.628	5	75.231
20	77	Steven CRICHTON	Suzuki	SV650	SL	7	7:31.245	1 Lap	1:02.317	4	73.192
21	74	Christine WATSON	Suzuki	SV650	SL	7	7:32.734	1 Lap	1:02.355	7	73.147
22	90	Dean CRAWFORD	Suzuki	SV650	SL	7	7:34.729	1 Lap	1:02.299	5	73.213
23	112	Gordon MILLAR	Suzuki	SV650	SL	7	7:38.478	1 Lap	1:02.998	6	72.401
24	89	Craig ROSS	Suzuki	SV650	SL	7	7:44.541	1 Lap	1:03.957	6	71.315

Not classified

DNF	51	Kris WOODS	Suzuki	SV650	SL	2	2:07.120	DNF	59.430	2	76.747
DNF	142	Marc IRONSIDE	Kawasaki	ER6	SL	1	1:08.710	DNF	1:01.120	1	74.625
DNF	66	Kevin WATRET	Kawasaki	ER6	SL		6.863	DNF		0	-
DNS	29	Eric UTTERSON	Suzuki	SV650	SL			DNS		0	-
DNS	13	Andrew BARTON	Suzuki	SV650	SL			DNS		0	-
DNS	149	James ALDERSON	Honda	Moto 3	SL			DNS		0	-
DNS	155	Scott CAMPBELL	Kawasaki	ER6 650	SL			DNS		0	-

Announcements

RED FLAG before Leader completed 1 Lap - Race re-started over 8 Laps.

16:30 AMENDED RESULT - Bike No.73 re-classified.

Margin of Victory	Avg. Speed	Best Lap Tm	Best Speed	Best Lap by
3.121	81.265	54.849	83.157	49 - Paul McCLUNG

Clerk of the Course.

Orbits

Sig : Time :
Chief Timekeeper : Ian Sharp (SMART Timing)

Results available at www.mylaps.com and www.smart-timing.co.uk

Printed: 06/06/2016 18:38:35



KMSC National Motorcycle Racing AC

KMSC Lightweights

Knockhill 1.267 miles

Race 7 - 1st Race - Re-start - AMENDED RESULT

04/06/2016 14:35

Race (8 Laps) started at 14:57:40

Lap	Time of Day	Lap Tm	S1	S2	S3	SFSpd	S1Spd	Lap	Time of Day	Lap Tm	S1	S2	S3	SFSpd	S1Spd
(49) Paul McCLUNG															
1	14:58:42.291	56.317	16.760	21.099	18.458	89.477	110.193	3	15:00:47.199	59.554	16.937	22.999	19.618	126.142	105.515
2	14:59:37.715	55.424	16.183	20.896	18.345	132.102	110.012	4	15:01:46.246	59.047	16.942	22.261	19.844	127.098	105.515
3	15:00:32.833	55.118	16.129	20.674	18.315	132.362	109.474	5	15:02:45.442	59.196	16.992	22.348	19.856	125.201	105.184
4	15:01:28.510	55.677	16.341	20.931	18.405	132.102	110.012	6	15:03:44.380	58.938	16.823	22.449	19.666	125.905	106.015
5	15:02:23.919	55.409	16.232	20.727	18.450	130.560	111.105	7	15:04:43.544	59.164	16.843	22.512	19.809	126.380	106.520
6	15:03:19.476	55.557	16.250	20.887	18.420	131.584	111.474	8	15:05:42.444	58.900	16.849	22.524	19.527	126.380	105.349
7	15:04:14.325	54.849	15.973	20.411	18.465	132.362	111.846	(2) Robert WOODWARD							
8	15:05:09.957	55.632	16.027	21.023	18.582	133.415	112.220	1	14:58:48.468	1:01.332	18.386	23.211	19.735	89.239	97.117
(119) Kristopher DUNCAN															
1	14:58:42.783	56.636	17.008	21.088	18.540	88.649	109.474	2	14:59:48.194	59.726	16.682	23.036	20.008	121.133	100.161
2	14:59:38.749	55.966	16.243	21.382	18.341	129.053	109.832	3	15:00:48.250	1:00.056	16.980	23.185	19.891	121.352	101.524
3	15:00:34.772	56.023	16.072	21.496	18.455	130.560	109.653	4	15:01:46.938	58.688	16.658	22.321	19.709	120.697	99.566
4	15:01:30.392	55.620	16.464	20.863	18.293	131.070	110.374	5	15:02:46.379	59.441	16.845	22.758	19.838	121.133	99.419
5	15:02:25.557	55.165	16.036	20.852	18.277	129.802	110.374	6	15:03:46.015	59.636	16.769	23.046	19.821	120.265	100.161
6	15:03:20.719	55.162	15.879	20.868	18.415	130.053	110.922	7	15:04:45.316	59.301	17.039	22.530	19.732	118.985	99.863
7	15:04:16.719	56.000	15.879	21.386	18.735	129.802	110.012	8	15:05:46.456	1:01.140	18.040	23.061	20.039	120.480	98.111
8	15:05:13.078	56.359	16.219	21.610	18.530	128.068	110.374	(21) Grant REID							
(5) Gillian McGAW															
1	14:58:43.210	57.246	17.304	21.390	18.552	91.303	110.922	1	14:58:51.959	1:03.120	18.763	24.026	20.331	99.419	107.717
2	14:59:38.648	55.438	15.906	21.095	18.437	134.754	113.935	2	14:59:51.864	59.905	17.052	22.894	19.959	128.805	108.588
3	15:00:34.689	56.041	16.283	21.256	18.502	133.415	113.166	3	15:00:52.308	1:00.444	16.769	23.261	20.414	128.805	108.588
4	15:01:31.172	56.483	16.996	20.986	18.501	133.947	112.976	4	15:01:52.350	1:00.042	17.108	22.914	20.020	128.313	107.030
5	15:02:26.622	55.450	16.017	21.070	18.363	133.150	112.976	5	15:02:51.396	59.046	17.010	22.223	19.813	127.339	105.184
6	15:03:22.020	55.398	15.997	21.068	18.333	133.947	112.597	6	15:03:50.305	58.909	16.823	22.063	20.023	126.142	106.015
7	15:04:17.654	55.634	16.040	21.230	18.364	133.947	112.786	7	15:04:48.917	58.612	16.777	22.136	19.699	125.435	106.520
8	15:05:13.553	55.899	16.115	21.219	18.565	134.215	112.976	8	15:05:47.508	58.591	16.749	22.157	19.685	125.435	106.351
(15) Keith DICKIE															
1	14:58:44.371	58.004	17.270	21.987	18.747	90.198	109.832	(79) Ashley ROBSON							
2	14:59:41.457	57.086	16.990	21.356	18.740	129.053	108.238	1	14:58:50.665	1:02.823	18.538	24.231	20.054	86.257	101.218
3	15:00:38.835	57.378	16.812	21.651	18.915	130.053	110.012	2	14:59:50.436	59.771	17.142	22.692	19.937	119.409	103.084
4	15:01:35.996	57.161	16.646	21.563	18.952	128.559	109.474	3	15:00:51.588	1:01.152	17.226	23.836	20.090	118.985	103.721
5	15:02:32.806	56.810	16.562	21.461	18.787	128.068	110.012	4	15:01:52.628	1:01.040	17.301	23.792	19.947	116.912	104.692
6	15:03:29.539	56.733	16.474	21.483	18.776	128.068	108.941	5	15:02:52.947	1:00.319	17.247	23.037	20.035	120.480	104.043
7	15:04:26.379	56.840	16.585	21.269	18.986	127.339	109.474	6	15:03:52.636	59.689	17.024	22.792	19.873	121.352	104.856
8	15:05:24.399	58.020	16.539	21.782	19.699	128.068	109.296	7	15:04:52.831	1:00.195	17.097	22.990	20.108	116.506	103.721
(11) Lewis PATERSON															
1	14:58:46.606	59.485	17.767	22.201	19.517	87.952	104.043	8	15:05:52.202	59.371	17.075	22.420	19.876	120.697	102.611
2	14:59:44.421	57.815	16.770	21.675	19.370	126.142	105.681	(189) Gary CRAIG							
3	15:00:41.539	57.118	16.350	21.605	19.163	124.968	105.020	1	14:58:49.681	1:02.102	17.968	24.131	20.003	93.988	104.856
4	15:01:38.595	57.056	16.341	21.525	19.190	125.905	104.529	2	14:59:50.030	1:00.349	17.306	22.866	20.177	125.905	104.529
5	15:02:35.769	57.174	16.452	21.495	19.227	122.908	104.856	3	15:00:51.161	1:01.131	17.299	23.691	20.141	121.572	103.402
6	15:03:33.195	57.426	16.433	21.732	19.261	124.044	102.768	4	15:01:52.065	1:00.904	17.448	23.378	20.078	121.133	102.926
7	15:04:30.766	57.571	16.491	21.803	19.277	123.587	102.926	5	15:02:52.928	1:00.863	17.320	23.088	20.455	121.133	103.882
8	15:05:29.814	59.048	16.920	22.169	19.959	125.905	99.863	6	15:03:53.701	1:00.773	17.176	23.393	20.204	117.940	103.721
(4) Alan GIBSON															
1	14:58:46.185	59.660	17.450	22.796	19.414	90.198	107.717	7	15:04:55.056	1:01.355	17.368	23.533	20.454	120.915	102.926
2	14:59:44.642	58.457	16.460	22.227	19.770	124.968	101.371	8	15:05:55.705	1:00.649	17.196	23.114	20.339	121.352	104.043
3	15:00:42.748	58.106	16.323	22.135	19.648	125.201	107.372	(16) Gerry KEIRNAN							
4	15:01:40.723	57.975	16.548	22.129	19.298	124.968	107.201	1	14:58:51.262	1:03.291	18.747	24.203	20.341	94.252	94.120
5	15:02:38.689	57.966	16.471	22.153	19.342	123.360	106.859	2	14:59:51.706	1:00.444	17.217	22.976	20.251	125.435	105.515
6	15:03:36.694	58.005	16.309	22.422	19.274	124.968	107.201	3	15:00:52.689	1:00.983	17.510	23.320	20.153	125.670	105.020
7	15:04:34.626	57.932	16.527	22.142	19.263	124.735	106.859	4	15:01:53.135	1:00.446	17.046	23.536	19.864	126.142	103.721
8	15:05:33.824	59.198	16.782	22.476	19.940	124.735	102.926	5	15:02:53.346	1:00.211	17.209	22.980	20.022	124.968	106.351
(24) Alex REID															
1	14:58:47.162	1:00.400	18.006	22.791	19.603	87.266	101.987	6	15:03:54.287	1:00.941	17.244	23.322	20.375	124.044	106.015
2	14:59:45.979	58.817	17.022	22.115	19.680	123.815	101.371	7	15:04:55.521	1:01.234	17.320	23.429	20.485	124.273	105.515
3	15:00:44.569	58.590	16.879	22.101	19.610	122.908	101.066	8	15:05:56.496	1:00.975	17.338	23.108	20.529	124.504	104.366
4	15:01:43.612	59.043	16.863	22.356	19.824	122.683	100.460	(14) Scott GORDON							
5	15:02:43.170	59.558	17.120	22.547	19.891	121.352	100.611	1	14:58:50.123	1:02.553	18.741	23.856	19.956	85.815	98.688
6	15:03:42.411	59.241	16.946	22.639	19.656	121.133	100.611	2	14:59:51.022	1:00.899	17.823	22.817	20.259	117.116	96.836
7	15:04:41.515	59.104	17.050	22.394	19.660	121.133	101.218	3	15:00:5						

KMSC National Motorcycle Racing AC

KMSC Lightweights

Knockhill 1.267 miles

Race 7 - 1st Race - Re-start - AMENDED RESULT

04/06/2016 14:35

Race (8 Laps) started at 14:57:40

Lap	Time of Day	Lap Tm	S1	S2	S3	SFSpd	S1Spd	Lap	Time of Day	Lap Tm	S1	S2	S3	SFSpd	S1Spd
7	15:05:00.826	59.595	17.533	22.497	19.565	115.107	103.721	5	15:03:12.051	1:04.470	18.292	24.900	21.278	115.305	98.111
8	15:06:00.056	59.230	17.093	22.813	19.324	124.504	103.561	6	15:04:15.049	1:02.998	17.900	23.991	21.107	117.321	100.310
(25) Jim PURVIS								(89) Craig ROSS							
1	14:58:51.730	1:03.373	18.841	24.220	20.312	90.442	103.402	1	14:58:57.699	1:08.527	20.680	26.303	21.544	89.836	87.494
2	14:59:52.981	1:01.251	18.110	22.972	20.169	122.683	103.721	2	15:00:02.187	1:04.488	18.397	24.920	21.171	115.305	95.731
3	15:00:55.256	1:02.275	17.441	24.001	20.833	120.697	101.218	3	15:01:08.103	1:05.916	19.034	25.637	21.245	116.103	92.562
4	15:01:57.062	1:01.806	17.525	23.558	20.723	121.352	104.692	4	15:02:12.866	1:04.763	18.456	24.745	21.562	116.304	94.651
5	15:02:59.090	1:02.028	17.593	23.927	20.508	119.409	100.762	5	15:03:17.363	1:04.497	18.447	24.871	21.179	117.116	94.385
6	15:04:01.074	1:01.984	17.373	24.045	20.566	120.480	103.402	6	15:04:21.320	1:03.957	18.164	24.847	20.946	116.709	94.120
7	15:05:02.670	1:01.596	17.818	23.595	20.183	123.133	99.419	7	15:05:25.488	1:04.168	18.195	24.699	21.274	116.912	96.976
8	15:06:03.896	1:01.226	17.137	23.480	20.609	122.459	100.611	(55) Tom ROBINSON							
(55) Tom ROBINSON								(51) Kris WOODS							
1	14:58:55.103	1:06.884	19.347	25.464	22.073	87.266	96.281	1	14:58:48.637	1:00.856	18.246	23.322	19.288	87.153	99.419
2	14:59:56.833	1:01.730	18.097	23.239	20.394	115.107	96.836	2	14:59:48.067	59.430	16.858	22.952	19.620	126.618	102.611
3	15:00:59.495	1:02.662	17.326	24.887	20.449	120.265	99.419	(142) Marc IRONSIDE							
4	15:02:00.380	1:00.885	17.401	23.269	20.215	120.049	99.419	1	14:58:49.657	1:01.120	17.937	23.296	19.887	100.611	107.201
5	15:03:00.687	1:00.307	17.259	23.150	19.898	119.196	100.161	(17) Michael CRITCHELL							
6	15:04:01.877	1:01.190	17.376	23.280	20.534	121.352	99.272	1	14:58:55.375	1:06.708	19.347	25.594	21.767	89.957	101.218
7	15:05:03.196	1:01.319	17.598	23.645	20.076	116.103	98.111	2	14:59:57.981	1:02.606	18.574	23.716	20.316	117.940	100.762
8	15:06:04.071	1:00.875	17.306	23.518	20.051	119.409	99.714	3	15:01:00.330	1:02.349	17.624	24.230	20.495	122.459	103.242
(73) Ray MALONEY								(17) Michael CRITCHELL							
1	14:58:59.240	1:10.652	26.425	23.684	20.543	92.181	89.358	4	15:02:02.272	1:01.942	17.620	23.680	20.642	122.908	101.678
2	15:00:02.464	1:03.224	17.591	24.738	20.895	114.910	99.566	5	15:03:04.139	1:01.867	17.515	23.760	20.592	121.352	103.402
3	15:01:03.388	1:00.924	17.709	23.092	20.123	117.321	102.926	6	15:04:06.523	1:02.384	17.864	23.785	20.735	122.014	101.678
4	15:02:04.506	1:01.118	17.472	23.554	20.092	118.356	99.419	7	15:05:09.638	1:03.115	18.121	24.170	20.824	120.480	101.371
5	15:03:05.134	1:00.628	17.791	22.897	19.940	120.265	100.762	8	15:06:12.966	1:03.328	18.249	23.907	21.172	118.985	100.611
6	15:04:07.675	1:02.541	19.050	22.914	20.577	122.014	97.824	(77) Steven CRICHTON							
7	15:05:09.816	1:02.141	17.523	24.061	20.557	115.107	101.371	1	14:58:55.758	1:06.459	19.958	25.280	21.221	87.952	93.857
(77) Steven CRICHTON								(74) Christine WATSON							
1	14:58:55.758	1:06.459	19.958	25.280	21.221	87.952	93.857	1	14:58:56.004	1:07.001	19.860	25.363	21.778	95.323	98.111
2	14:59:58.963	1:03.205	18.309	24.265	20.631	120.265	101.524	2	14:59:59.426	1:03.422	18.711	24.035	20.676	117.116	98.254
3	15:01:01.757	1:02.794	17.855	24.271	20.668	119.621	101.832	3	15:01:02.217	1:02.791	18.031	24.175	20.585	118.147	99.272
4	15:02:04.074	1:02.317	17.889	23.582	20.846	121.133	101.832	4	15:02:04.639	1:02.422	18.113	23.487	20.822	118.775	98.688
5	15:03:07.130	1:03.056	18.534	23.784	20.738	117.321	98.254	5	15:03:07.824	1:03.185	18.398	23.840	20.947	115.703	99.419
6	15:04:09.660	1:02.530	18.030	23.928	20.572	120.049	99.714	6	15:04:11.326	1:03.502	18.532	24.105	20.865	117.526	98.833
7	15:05:12.192	1:02.532	17.737	23.586	21.209	119.196	100.011	7	15:05:13.681	1:02.355	17.964	23.708	20.683	116.506	98.543
(74) Christine WATSON								(90) Dean CRAWFORD							
1	14:58:57.738	1:07.420	20.041	26.389	20.990	96.419	98.398	1	14:58:57.086	1:08.087	20.459	26.237	21.391	88.299	91.303
2	15:00:02.273	1:04.535	18.698	24.868	20.969	118.985	100.011	2	15:00:00.266	1:03.180	18.463	24.059	20.658	115.703	99.419
3	15:01:05.075	1:02.802	17.896	24.046	20.860	121.792	100.762	3	15:01:03.775	1:03.509	17.935	24.376	21.198	117.116	99.419
4	15:02:07.525	1:02.450	17.694	23.915	20.841	122.236	101.371	4	15:02:07.581	1:03.806	18.176	24.071	21.559	114.910	101.218
5	15:03:09.824	1:02.299	18.244	23.624	20.431	121.352	98.833	(112) Gordon MILLAR							
6	15:04:12.388	1:02.564	18.146	23.756	20.662	121.792	101.066	1	14:58:57.086	1:08.087	20.459	26.237	21.391	88.299	91.303
7	15:05:15.676	1:03.288	18.485	23.938	20.865	116.912	100.310	2	15:00:00.266	1:03.180	18.463	24.059	20.658	115.703	99.419
(90) Dean CRAWFORD								(112) Gordon MILLAR							
1	14:58:57.086	1:08.087	20.459	26.237	21.391	88.299	91.303	3	15:01:03.775	1:03.509	17.935	24.376	21.198	117.116	99.419
2	15:00:00.266	1:03.180	18.463	24.059	20.658	115.703	99.419	4	15:02:07.581	1:03.806	18.176	24.071	21.559	114.910	101.218
3	15:01:03.775	1:03.509	17.935	24.376	21.198	117.116	99.419	(112) Gordon MILLAR							
4	15:02:07.581	1:03.806	18.176	24.071	21.559	114.910	101.218	(112) Gordon MILLAR							

Clerk of the Course.

Sig : Time :
Chief Timekeeper : Ian Sharp (SMART Timing)

Results available at www.mylaps.com and www.smart-timing.co.uk

Printed: 06/06/2016 18:17:54

Orbits



KMSC National Motorcycle Racing AC

Lapchart

KMSC Lightweights

Knockhill 1.267 miles

Race 7 - 1st Race - Re-start - AMENDED RESULT

04/06/2016 14:35

Race (8 Laps) started at 14:57:40

Competitors	Laps									
	0	1	2	3	4	5	6	7	8	
Gillian McGAW (5)	1	5	49	49	49	49	49	49	49	49
Paul McCLUNG (49)	2	49	119	5	5	119	119	119	119	119
Kristopher DUNCAN (119)	3	119	5	119	119	5	5	5	5	5
Keith DICKIE (15)	4	15	15	15	15	15	15	15	15	15
Alan GIBSON (4)	5	4	4	11	11	11	11	11	11	11
Alex REID (24)	6	24	11	4	4	4	4	4	4	4
Stuart HAMILTON (39)	7	39	24	24	24	24	24	24	24	24
Lewis PATERSON (11)	8	11	39	39	39	39	39	39	39	39
Robert WOODWARD (2)	9	2	2	51	2	2	2	2	2	2
Scott GORDON (14)	10	14	51	2	189	189	21	21	21	21
Gary CRAIG (189)	11	189	142	189	79	21	189	79	79	79
Kris WOODS (51)	12	51	189	79	14	79	79	189	189	189
Kevin WATRET (66)	13	66	14	14	21	14	16	16	16	16
Ashley ROBSON (79)	14	79	79	16	16	16	14	14	14	14
Gerry KEIRNAN (16)	15	16	16	21	25	800	25	25	800	800
Tom ROBINSON (55)	16	55	25	25	800	25	800	800	25	25
Jim PURVIS (25)	17	25	21	800	55	55	55	55	55	55
Gordon CLARK (800)	18	800	55	55	17	17	17	17	17	17
Marc IRONSIDE (142)	19	142	800	17	77	77	73	73	73	73
Ray MALONEY (73)	20	73	17	77	74	73	77	77	77	77
Michael CRITCHELL (17)	21	17	77	74	73	74	74	74	74	74
Grant REID (21)	22	21	74	112	112	90	90	90	90	90
Gordon MILLAR (112)	23	112	112	89	90	112	112	112	112	112
Christine WATSON (74)	24	74	89	90	89	89	89	89	89	89
Craig ROSS (89)	25	89	90	73						
Steven CRICHTON (77)	26	77	73							
Dean CRAWFORD (90)	27	90								
-	28									
-	29									
-	30									
-	31									

Margin of Victory	Avg. Speed	Best Lap Tm	Best Speed	Best Lap by
3.121	81.265	54.849	83.157	49 - Paul McCLUNG

Clerk of the Course.

Orbits

Sig : Time :
Chief Timekeeper : Ian Sharp (SMART Timing)

Results available at www.mylaps.com and www.smart-timing.co.uk

Printed: 06/06/2016 18:18:13



KMSC National Motorcycle Racing AC

KMSC Lightweights

Knockhill 1.267 miles

Race 14 - 2nd Race

05/06/2016 10:00

Race (10 Laps) started at 9:47:43

POLE POSITION

3	2	1	1
5 Gillian McGAW	119 Kristopher DUNCAN	49 Paul McCLUNG	1
6	5	4	2
4 Alan GIBSON	11 Lewis PATERSON	15 Keith DICKIE	2
9	8	7	3
2 Robert WOODWARD	39 Stuart HAMILTON	24 Alex REID	3
12	11	10	4
16 Gerry KEIRNAN	79 Ashley ROBSON	66 Grant REID	4
15	14	13	5
25 Jim PURVIS	800 Gordon CLARK	14 Scott GORDON	5
18	17	16	6
73 Ray MALONEY	17 Michael CRITCHELL	55 Tom ROBINSON	6
21	20	19	7
90 Dean CRAWFORD	74 Christine WATSON	77 Steven CRICHTON	7
24	23	22	8
51 Kris WOODS	89 Craig ROSS	112 Gordon MILLAR	8
27	26	25	9
13 Andrew BARTON	29 Eric UTTERSON	142 Marc IRONSIDE	9
30	29	28	10
118 Rod WALKER	155 Scott CAMPBELL	149 James ALDERSON	10

Clerk of the Course.

Orbits

Sig : Time :
Chief Timekeeper : Ian Sharp (SMART Timing)


Results available at www.mylaps.com and www.smart-timing.co.uk





KMSC National Motorcycle Racing AC

KMSC Lightweights	Knockhill 1.267 miles	
Race 14 - 2nd Race	05/06/2016 10:00	
Race (10 Laps) started at 9:47:43		



32	31	11
71 Neil McCLURE	162 Patrick POLLARD	

Clerk of the Course. Orbits

Sig : Time :
 Chief Timekeeper : Ian Sharp (SMART Timing)
 Results available at www.mylaps.com and www.smart-timing.co.uk



Race Results

KMSC National Motorcycle Racing AC

Sorted on Laps

KMSC Pre-Injection 600

Knockhill 1.267 miles

Race 8 - 1st Race

04/06/2016 14:45

Race (12 Laps) started at 15:11:57

Pos	No.	Name	Make/Model	CC	Class	Laps	Total Tm	Diff	Best Tm	In Lap	Best Speed
1	91	Lewis SHAND	Yamaha	R6 600	PI6	12	11:05.888		54.151	5	84.229
2	47	Steven HADDOW	Yamaha	R6 600	PI6	12	11:07.591	1.703	54.280	11	84.029
3	41	Kieran MURRAY	Kawasaki	ZX6 600	PI6	12	11:08.848	2.960	54.724	5	83.347
4	89	Alex BASS	Yamaha	R6 600	PI6	12	11:10.144	4.256	54.593	8	83.547
5	6	James WILKEN	Yamaha	R6 600	PI6	12	11:36.548	30.660	56.889	6	80.175
6	26	Alan McGREGOR	Yamaha	R6	PI6	12	11:36.906	31.018	57.012	12	80.002
7	60	Douglas BROWN	Yamaha	R6 600	PI6	12	11:53.121	47.233	57.291	6	79.613
8	23	Andrew CUTHBERT	Kawasaki	ZXR 600	PI6	12	11:54.918	49.030	57.611	3	79.171
9	129	Martin HERRIOT	Yamaha	R6 600	PI6	11	11:06.979	1 Lap	58.515	5	77.947
10	33	Scott LOGAN	Honda	CBR 600	PI6	11	11:07.116	1 Lap	58.561	9	77.886
11	69	Mark BOWRAN	Yamaha	R6 600	PI6	11	11:07.435	1 Lap	59.181	9	77.070
12	118	Craig MOFFAT	Yamaha	R6 600	PI6	11	11:08.536	1 Lap	59.109	8	77.164
13	117	Joe HENDRIE	Yamaha	R6 600	PI6	11	11:23.923	1 Lap	1:00.449	5	75.454
14	123	Graham BLACKIE	Honda	CBR600	PI6	11	11:32.411	1 Lap	1:01.159	11	74.578
15	113	Alan JACKSON	Honda	CBR 600	PI6	11	11:33.056	1 Lap	1:01.004	11	74.767
16	73	Fraser CAMERON	Yamaha	R6 600	PI6	11	11:34.428	1 Lap	1:00.569	11	75.304
17	45	Gerry SULLIVAN	Kawasaki	ZX6R 600	PI6	11	11:36.450	1 Lap	1:01.538	5	74.118
18	50	Finlay BAIN	Yamaha	R6 600	PI6	10	11:07.338	2 Laps	1:04.971	8	70.202
19	79	Jimmy ROTHERY	Yamaha	R6 600	PI6	10	11:09.679	2 Laps	1:04.575	3	70.632
20	196	Martin MacLENNAN	Honda	CBR 600	PI6	10	11:14.758	2 Laps	1:05.348	5	69.797
21	888	Joe CAIRNEY	Honda	CBR6	PI6	10	12:06.965	2 Laps	1:10.387	10	64.800
Not classified											
DNF	48	David McCAFFERTY	Yamaha	R6 600	PI6	1	1:03.032	DNF	57.756	1	78.972
DNS	27	Darren ANDERSON	Kawasaki	ZXR 600	PI6			DNS		0	-

Margin of Victory	Avg. Speed	Best Lap Tm	Best Speed	Best Lap by
1.703	82.196	54.151	84.229	91 - Lewis SHAND

Clerk of the Course.

Orbits

 Sig : Time :
 Chief Timekeeper : Ian Sharp (SMART Timing)

 Results available at www.mylaps.com and www.smart-timing.co.uk


KMSC National Motorcycle Racing AC

KMSC Pre-Injection 600

Knockhill 1.267 miles

Race 8 - 1st Race

04/06/2016 14:45

Race (12 Laps) started at 15:11:57

Lap	Time of Day	Lap Tm	S1	S2	S3	SFSpd	S1Spd	Lap	Time of Day	Lap Tm	S1	S2	S3	SFSpd	S1Spd	
(91) Lewis SHAND																
1	15:12:58.593	56.038	16.678	21.158	18.202	91.179	115.107	3	15:14:57.476	57.653	16.372	22.491	18.790	134.754	114.129	
2	15:13:53.515	54.922	15.639	20.933	18.350	138.652	115.504	4	15:15:55.390	57.914	16.770	22.356	18.788	134.754	115.305	
3	15:14:48.379	54.864	15.688	20.841	18.335	139.517	116.304	5	15:16:53.229	57.839	16.234	22.169	19.436	135.025	116.506	
4	15:15:42.941	54.562	15.506	20.719	18.337	139.227	116.709	6	15:17:50.259	57.030	16.307	22.020	18.703	134.754	116.709	
5	15:16:37.092	54.151	15.456	20.655	18.040	138.366	116.506	7	15:18:47.315	57.056	16.297	22.047	18.712	135.298	117.733	
6	15:17:31.938	54.846	15.545	21.074	18.227	140.392	116.304	8	15:19:44.869	57.554	16.516	22.081	18.957	132.102	115.703	
7	15:18:26.713	54.775	15.779	20.824	18.172	140.099	117.321	9	15:20:42.869	58.000	16.581	22.684	18.735	133.150	112.220	
8	15:19:22.119	55.406	15.679	20.979	18.748	140.099	117.321	10	15:21:40.266	57.397	16.033	22.477	18.887	136.398	118.356	
9	15:20:16.989	54.870	15.911	20.723	18.236	139.517	116.912	11	15:22:37.391	57.125	16.051	22.411	18.663	137.798	109.474	
10	15:21:11.980	54.991	15.736	20.978	18.277	139.517	117.116	12	15:23:34.403	57.012	16.134	22.160	18.718	136.398	114.323	
11	15:22:06.613	54.633	15.609	20.959	18.065	139.808	117.526									
12	15:23:03.385	56.772	15.605	22.016	19.151	140.687	118.565									
(47) Steven HADDOW																
1	15:12:59.421	56.565	16.914	21.294	18.357	91.677	115.504									
2	15:13:54.863	55.442	16.306	20.845	18.291	138.652	112.408									
3	15:14:49.436	54.573	15.516	20.612	18.445	138.366	116.103									
4	15:15:44.178	54.742	15.618	20.569	18.555	137.234	116.304									
5	15:16:39.170	54.992	15.624	20.873	18.495	137.516	116.103									
6	15:17:34.407	55.237	15.532	21.292	18.413	136.398	115.107									
7	15:18:29.315	54.908	15.791	20.717	18.400	138.081	113.935									
8	15:19:24.560	55.245	15.615	20.641	18.989	136.954	114.323									
9	15:20:20.309	55.749	15.807	21.400	18.542	135.571	115.107									
10	15:21:16.102	55.793	15.839	21.007	18.947	136.121	117.733									
11	15:22:10.382	54.280	15.405	20.679	18.196	137.516	114.323									
12	15:23:05.088	54.706	15.334	20.693	18.679	138.081	116.709									
(41) Kieran MURRAY																
1	15:12:59.862	56.664	16.963	21.102	18.599	90.809	115.305									
2	15:13:55.374	55.512	15.885	21.172	18.455	138.081	112.408									
3	15:14:50.128	54.754	15.918	20.511	18.325	138.652	114.323									
4	15:15:45.510	55.382	16.150	20.724	18.508	136.954	113.166									
5	15:16:40.234	54.724	15.930	20.367	18.427	137.516	114.129									
6	15:17:35.594	55.360	15.745	20.893	18.722	137.516	114.129									
7	15:18:30.533	54.939	15.793	20.712	18.434	135.571	115.903									
8	15:19:25.704	55.171	15.927	20.928	18.316	139.517	112.786									
9	15:20:20.882	55.178	15.912	21.034	18.232	144.008	113.357									
10	15:21:16.286	55.404	15.773	20.750	18.881	139.517	115.305									
11	15:22:11.315	55.029	15.977	20.755	18.297	137.516	114.323									
12	15:23:06.345	55.030	15.725	20.552	18.753	136.121	113.742									
(89) Alex BASS																
1	15:12:59.181	56.233	16.545	21.302	18.386	94.651	117.940									
2	15:13:54.358	55.177	15.389	21.304	18.484	138.652	118.775									
3	15:14:49.073	54.715	15.368	21.042	18.305	136.954	118.356									
4	15:15:43.822	54.749	15.375	21.040	18.334	137.798	118.565									
5	15:16:39.391	55.569	15.628	21.087	18.854	137.234	118.565									
6	15:17:35.131	55.740	15.568	21.625	18.547	135.845	117.733									
7	15:18:30.195	55.064	15.725	21.103	18.236	137.234	118.565									
8	15:19:24.788	54.593	15.408	20.856	18.329	138.081	117.733									
9	15:20:20.556	55.768	15.886	21.709	18.173	136.675	114.129									
10	15:21:15.501	54.945	15.363	21.096	18.466	138.081	119.409									
11	15:22:10.768	55.267	16.020	21.222	18.025	137.516	117.321									
12	15:23:07.641	56.873	16.568	21.253	19.052	138.939	117.321									
(6) James WILKEN																
1	15:13:01.883	58.226	17.414	21.942	18.870	91.552	113.935									
2	15:13:58.918	57.035	16.262	21.998	18.775	131.326	111.474									
3	15:14:56.304	57.386	16.527	21.788	19.071	131.326	110.374									
4	15:15:53.765	57.461	16.717	21.916	18.828	127.339	111.660									
5	15:16:51.930	58.165	16.844	22.124	19.197	130.306	109.832									
6	15:17:48.819	56.889	16.491	21.660	18.738	129.053	112.220									
7	15:18:45.946	57.127	16.393	21.992	18.742	129.053	112.408									
8	15:19:44.551	58.605	16.667	22.470	19.468	125.435	111.290									
9	15:20:42.233	57.682	16.846	22.045	18.791	127.824	117.290									
10	15:21:39.740	57.507	16.448	22.076	18.983	125.905	112.033									
11	15:22:37.021	57.281	16.432	22.035	18.814	128.068	111.474									
12	15:23:34.045	57.024	16.414	21.945	18.665	125.670	113.166									
(26) Alan McGREGOR																
1	15:13:01.437	58.168	17.334	21.965	18.869	96.005	116.304									
2	15:13:59.823	58.386	16.936	22.555	18.895	132.102	111.474									
(60) Douglas BROWN																
1	15:13:03.009	59.539	17.604	22.641	19.294	92.690	109.296									
2	15:14:01.024	58.015	16.544	22.156	19.315	129.802	109.118									
3	15:14:59.186	58.162	16.683	22.166	19.313	129.302	108.413									
4	15:15:57.595	58.409	16.595	22.375	19.439	125.435	108.064									
5	15:16:55.719	58.124	16.769	21.950	19.405	126.618	107.030									
6	15:17:53.010	57.291	16.397	21.736	19.158	128.313	108.764									
7	15:18:51.132	58.122	16.684	22.052	19.386	129.302	108.238									
8	15:19:50.147	59.015	16.952	22.390	19.673	126.857	108.413									
9	15:20:48.748	58.601	16.491	22.439	19.671	128.068	109.296									
10	15:21:48.360	59.612	17.324	22.570	19.718	124.273	105.515									
11	15:22:49.595	1:01.235	17.343	23.314	20.578	122.683	99.714									
12	15:23:50.618	1:01.023	17.789	23.314	19.920	117.526	102.926									
(23) Andrew CUTHBERT																
1	15:13:03.790	1:00.186	17.805	22.843	19.538	93.205	107.890									
2	15:14:01.713	57.923	16.851	21.814	19.258	123.587	111.105									
3	15:14:59.324	57.611	16.807	21.835	18.969	126.380	112.976									
4	15:15:57.735	58.411	16.801	22.392	19.218	126.142	110.012									
5	15:16:55.931	58.196	16.669	22.424	19.103	127.098	106.859									
6	15:17:54.298	58.367	17.016	22.099	19.252	126.857	111.474									
7	15:18:52.893	58.595	16.851	22.241	19.503	133.150	110.374									
8	15:19:51.876	58.983	16.912	22.191	19.880	125.670	111.290									
9	15:20:51.987	1:00.111	16.887	23.179	20.045	126.142	113.166									
10	15:21:51.453	59.466	16.997	22.838	19.631	120.915	112.408									
11	15:22:52.265	1:00.812	16.774	23.103	20.935	122.683	112.786									
12	15:23:52.415	1:00.150	17.336	22.895	19.919	116.912	106.351									
(129) Martin HERRIOT																
1	15:13:09.176	1:04.468	19.304	24.969	20.195	93.726	100.011									
2	15:14:10.536	1:01.360	18.052	23.388	19.920	128.805	105.515									
3	15:15:10.248	59.712	16.915	22.930	19.867	127.581	109.832									
4	15:16:10.615	1:00.367	17.552	22.956	19.859	127.581	109.296									
5	15:17:09.130	58.515	16.566	22.427	19.522	133.150	108.941									
6	15:18:07.874	58.744	16.797	22.639	19.308	128.559	107.717									
7	15:19:07.276	59.402	17.296	22.527	19.579	125.905	108.064									
8	15:20:06.372	59.096	17.021	22.670	19.405	124.273	110.193									
9	15:21:05.331	58.959	16.589	22.982	19.388	126.380	108.764									
10	15:22:04.277	58.946	16.367	22.434	20.145	133.150	110.193									

KMSC National Motorcycle Racing AC

KMSC Pre-Injection 600

Knockhill 1.267 miles

Race 8 - 1st Race

04/06/2016 14:45

Race (12 Laps) started at 15:11:57

Lap	Time of Day	Lap Tm	S1	S2	S3	SFSpd	S1Spd
9	15:21:03.282	59.181	16.533	22.992	19.656	132.102	111.660
10	15:22:04.213	1:00.931	16.902			130.053	111.290
11	15:23:04.932	1:00.719	16.936	23.831	19.952	130.814	106.183

(118) Craig MOFFAT

1	15:13:05.587	1:01.759	18.067	23.503	20.189	93.857	104.856
2	15:14:07.160	1:01.573	17.901	23.539	20.133	123.815	108.588
3	15:15:07.793	1:00.633	17.490	23.212	19.931	127.824	108.413
4	15:16:07.541	59.748	16.916	23.057	19.775	129.053	109.296
5	15:17:07.271	59.730	16.993	22.902	19.835	130.306	108.941
6	15:18:07.684	1:00.413	16.911	23.474	20.028	122.683	109.653
7	15:19:07.108	59.424	16.763	23.039	19.622	130.053	107.372
8	15:20:06.217	59.109	16.741	22.932	19.436	131.070	108.064
9	15:21:05.983	59.766	16.600	22.910	20.256	127.098	110.739
10	15:22:05.162	59.179	16.469	22.920	19.790	126.618	110.374
11	15:23:06.033	1:00.871	16.742	23.802	20.327	126.857	109.118

(117) Joe HENDRIE

1	15:13:08.225	1:03.962	18.626	24.263	21.073	92.818	105.184
2	15:14:09.373	1:01.148	17.461	23.419	20.268	122.683	105.515
3	15:15:10.027	1:00.654	17.279	23.063	20.312	125.435	108.764
4	15:16:10.967	1:00.940	17.258	22.998	20.684	118.775	109.474
5	15:17:11.416	1:00.449	17.041	23.421	19.987	122.459	106.689
6	15:18:12.498	1:01.082	17.318	23.202	20.562	124.273	106.520
7	15:19:14.777	1:02.279	17.451	24.301	20.527	121.352	102.768
8	15:20:15.478	1:00.701	17.184	23.335	20.182	122.459	109.296
9	15:21:17.018	1:01.540	17.434	23.239	20.867	124.273	105.349
10	15:22:18.914	1:01.896	17.281	24.119	20.496	122.908	106.183
11	15:23:21.420	1:02.506	18.228	23.559	20.719	120.915	106.859

(123) Graham BLACKIE

1	15:13:11.009	1:05.923	19.537	25.377	21.009	92.181	96.281
2	15:14:13.573	1:02.564	17.886	23.967	20.711	123.133	104.692
3	15:15:15.239	1:01.666	17.253	23.808	20.605	128.313	109.474
4	15:16:17.211	1:01.972	17.418	23.871	20.683	127.098	105.184
5	15:17:19.094	1:01.883	17.400	24.037	20.446	120.915	106.689
6	15:18:21.566	1:02.472	17.881	23.964	20.627	120.915	105.349
7	15:19:23.414	1:01.848	17.584	23.598	20.666	118.985	105.349
8	15:20:25.905	1:02.491	17.230	24.982	20.279	124.968	106.015
9	15:21:27.093	1:01.188	17.026	23.575	20.587	125.905	106.351
10	15:22:28.749	1:01.656	16.962	24.079	20.615	127.098	105.681
11	15:23:29.908	1:01.159	17.010	23.932	20.217	125.905	108.238

(113) Alan JACKSON

1	15:13:08.825	1:04.489	19.207	24.644	20.638	92.947	106.689
2	15:14:11.658	1:02.833	18.300	24.283	20.250	125.905	107.544
3	15:15:13.219	1:01.561	17.204	24.136	20.221	128.559	110.012
4	15:16:14.984	1:01.765	17.495	23.929	20.341	127.339	108.941
5	15:17:17.332	1:02.348	17.654	24.299	20.395	128.805	108.064
6	15:18:19.258	1:01.926	17.567	24.015	20.344	129.302	106.689
7	15:19:21.068	1:01.810	17.527	23.980	20.303	126.857	108.238
8	15:20:24.953	1:03.885	18.424	24.941	20.520	126.857	108.941
9	15:21:26.796	1:01.843	17.646	23.531	20.666	124.968	108.588
10	15:22:29.549	1:02.753	17.667	24.457	20.629	123.587	104.856
11	15:23:30.553	1:01.004	17.299	23.548	20.157	127.581	106.859

(73) Fraser CAMERON

1	15:13:08.901	1:04.342	19.319	24.928	20.095	90.442	102.768
2	15:14:10.316	1:01.415	17.352	24.055	20.008	124.504	107.544
3	15:15:12.427	1:02.111	17.547	24.298	20.266	121.792	107.890
4	15:16:14.389	1:01.962	17.539	24.116	20.307	123.815	106.183
5	15:17:16.803	1:02.414	17.762	24.212	20.440	119.621	104.204
6	15:18:18.829	1:02.026	17.305	24.270	20.451	120.265	106.015
7	15:19:20.606	1:01.777	17.400	24.191	20.186	120.265	106.689
8	15:20:27.440	1:06.834	18.458	26.693	21.683	121.352	106.183
9	15:21:29.285	1:01.845	17.904	23.914	20.027	112.408	109.118
10	15:22:31.356	1:02.071	17.307	24.365	20.399	122.683	107.890
11	15:23:31.925	1:00.569	17.188	23.632	19.749	125.435	106.183

(45) Gerry SULLIVAN

1	15:13:11.844	1:06.758	19.648	26.206	20.904	89.596	91.677
2	15:14:14.669	1:02.825	17.893	24.297	20.635	117.940	99.419
3	15:15:16.643	1:01.974	17.235	24.390	20.349	121.792	103.402
4	15:16:18.988	1:02.345	17.407	24.082	20.856	122.236	102.768

Lap	Time of Day	Lap Tm	S1	S2	S3	SFSpd	S1Spd
5	15:17:20.526	1:01.538	17.398	23.755	20.385	120.265	101.832
6	15:18:22.512	1:01.986	17.755	23.864	20.367	121.352	102.768
7	15:19:25.091	1:02.579	17.618			113.549	100.914
8	15:20:27.976	1:02.885	17.725	24.513	20.647	115.504	98.543
9	15:21:30.382	1:02.406	18.091	23.899	20.416	114.910	103.402
10	15:22:32.148	1:01.766	17.287	23.917	20.562	118.147	101.832
11	15:23:33.947	1:01.799	17.228			118.356	106.015

(50) Finlay BAIN

1	15:13:14.873	1:09.622	20.785	26.949	21.888	91.928	91.303
2	15:14:21.500	1:06.627	18.899	25.491	22.237	115.305	103.084
3	15:15:27.239	1:05.739	18.408	25.552	21.779	119.621	101.066
4	15:16:32.687	1:05.448	18.273	25.698	21.477	116.103	102.768
5	15:17:38.181	1:05.494	18.393	25.438	21.663	123.133	101.678
6	15:18:44.000	1:05.819	18.497	25.423	21.899	118.775	98.688
7	15:19:49.529	1:05.529	18.442	25.480	21.607	116.912	101.832
8	15:20:54.500	1:04.971	18.330	25.423	21.218	117.940	99.419
9	15:21:59.647	1:05.147	18.508	25.305	21.334	120.915	99.863
10	15:23:04.835	1:05.188	18.263	25.208	21.717	124.504	96.419

(79) Jimmy ROTHERY

1	15:13:13.517	1:08.229	20.380	26.235	21.614	86.479	104.366
2	15:14:18.656	1:05.139	18.803	24.819	21.517	117.116	104.529
3	15:15:23.231	1:04.575	18.436	24.639	21.500	115.305	104.692
4	15:16:28.172	1:04.941	18.528	24.924	21.489	114.129	104.856
5	15:17:34.124	1:05.952	18.600	25.034	22.318	114.518	103.402
6	15:18:40.511	1:06.387	19.691	24.965	21.731	113.166	104.043
7	15:19:47.581	1:07.070	18.832	25.304	22.934	114.129	103.084
8	15:20:53.206	1:05.625	18.776	24.902	21.947	110.556	104.692
9	15:21:58.845	1:05.639	18.911	25.331	21.397	112.976	104.529
10	15:23:07.176	1:08.331	19.118	26.124	23.089	112.976	94.651

(196) Martin MacLENNAN

1	15:13:14.669	1:08.588	19.769	26.456	22.363	88.416	94.120
2	15:14:22.674	1:08.005	20.776	25.123	22.106	114.323	86.035
3	15:15:28.743	1:06.069	18.901	25.098	22.070	116.912	95.323
4	15:16:34.680	1:05.937	19.090	24.708	22.139	109.296	92.308
5	15:17:40.028	1:05.348	18.990	24.590	21.768	108.413	92.818
6	15:18:45.835	1:05.807	18.756	25.185	21.866	115.107	94.919
7	15:19:52.663	1:06.828	19.196	25.190			

Race Results

KMSC National Motorcycle Racing AC

Lapchart

KMSC Pre-Injection 600

Knockhill 1.267 miles

Race 8 - 1st Race

04/06/2016 14:45

Race (12 Laps) started at 15:11:57

Competitors	Laps												
	0	1	2	3	4	5	6	7	8	9	10	11	12
Lewis SHAND (91)	1	91	91	91	91	91	91	91	91	91	91	91	91
David McCafferty (48)	2	48	89	89	89	89	47	47	47	47	47	89	47
Steven Haddow (47)	3	47	47	47	47	47	89	89	89	89	89	47	89
Alex Bass (89)	4	89	41	41	41	41	41	41	41	41	41	41	89
Kieran Murray (41)	5	41	48	6	6	6	6	6	6	6	6	6	6
Alan McGregor (26)	6	26	26	26	26	26	26	26	26	26	26	26	26
Douglas Brown (60)	7	60	6	60	60	60	60	60	60	60	60	60	60
Andrew Cuthbert (23)	8	23	60	23	23	23	23	23	23	23	23	23	23
James Wilken (6)	9	6	23	69	69	69	69	69	69	69	69	33	129
Craig Moffat (118)	10	118	118	118	33	33	33	33	33	33	33	69	33
Mark Bowran (69)	11	69	69	33	118	118	118	118	118	118	129	129	69
Joe Hendrie (117)	12	117	33	117	117	129	129	129	129	129	118	118	118
Alan Jackson (113)	13	113	117	73	129	117	117	117	117	117	117	117	117
Fraser Cameron (73)	14	73	113	129	73	73	73	73	73	113	113	123	123
Martin HERRIOT (129)	15	129	73	113	113	113	113	113	113	123	123	113	113
Scott Logan (33)	16	33	129	123	123	123	123	123	123	73	73	73	73
Gerry Sullivan (45)	17	45	123	45	45	45	45	45	45	45	45	45	45
Graham Blackie (123)	18	123	45	79	79	79	79	79	79	79	79	79	50
Finlay BAIN (50)	19	50	79	50	50	50	50	50	50	50	50	50	79
Jimmy ROTHERY (79)	20	79	196	196	196	196	196	196	196	196	196	196	196
Martin MacLENNAN (196)	21	196	50	888	888	888	888	888	888	888	888	888	888
Joe CAIRNEY (888)	22	888	888										
-	23												

Margin of Victory	Avg. Speed	Best Lap Tm	Best Speed	Best Lap by
1.703	82.196	54.151	84.229	91 - Lewis SHAND

Clerk of the Course.

Orbits

Sig : Time :
 Chief Timekeeper : Ian Sharp (SMART Timing)
 Results available at www.mylaps.com and www.smart-timing.co.uk



KMSC National Motorcycle Racing AC

KMSC Pre-Injection 600

Knockhill 1.267 miles

Race 15 - 2nd Race

05/06/2016 10:15

Race (10 Laps) started at 10:03:25

POLE POSITION

3	2	1	1
41 Kieran MURRAY	47 Steven HADDOW	91 Lewis SHAND	1
6	5	4	2
26 Alan McGREGOR	6 James WILKEN	89 Alex BASS	2
9	8	7	3
129 Martin HERRIOT	23 Andrew CUTHBERT	60 Douglas BROWN	3
12	11	10	4
118 Craig MOFFAT	69 Mark BOWRAN	33 Scott LOGAN	4
15	14	13	5
113 Alan JACKSON	123 Graham BLACKIE	117 Joe HENDRIE	5
18	17	16	6
50 Finlay BAIN	45 Gerry SULLIVAN	73 Fraser CAMERON	6
21	20	19	7
888 Joe CAIRNEY	196 Martin MacLENNAN	79 Jimmy ROTHERY	7
	23	22	8
	27 Darren ANDERSON	48 David McCAFFERTY	8

Clerk of the Course.

Orbits

Sig : Time :
Chief Timekeeper : Ian Sharp (SMART Timing)

Results available at www.mylaps.com and www.smart-timing.co.uk



Race Results

KMSC National Motorcycle Racing AC

Sorted on Laps

KMSC Open Post Classics / Classics

Knockhill 1.267 miles

Race 9 - 2nd Race

04/06/2016 15:00

Race (10 Laps) started at 15:31:44

Pos	No.	Name	Make/Model	CC	Class	Laps	Total Tm	Diff	Best Tm	In Lap	Best Speed
1	87	Jodie CHALK	Honda	CBR500	PC	10	10:09.684		59.885	8	76.164
2	51	Neil MUNRO	Honda	CBR500	PC	10	10:19.701	10.017	59.471	3	76.694
3	111	Jimmy SHANKS	Honda	CB500	PC	10	10:30.959	21.275	1:01.630	7	74.008
4	12	Dan JAMES	Ducati	620	PC	10	10:31.619	21.935	1:01.394	8	74.292
5	48	Allan BROOKBANKS	Honda	CB500	PC	10	10:31.786	22.102	1:01.548	8	74.106
6	71	Neil McCLURE	Suzuki	SV650	SL	10	10:32.137	22.453	1:01.793	8	73.812
7	61	Wattie BROWN	Honda	CBR 400	SL	10	11:05.622	55.938	1:04.762	7	70.429
8	99	Martin BARRON	Honda	CB500	PC	10	11:08.525	58.841	1:05.354	7	69.791
9	8	Colin TWEDDIE	Honda	CB500	PC	10	11:09.439	59.755	1:05.068	7	70.097
10	22	Ian RUSSELL	Honda	NSR250	PC	10	11:10.974	1:01.290	1:05.326	3	69.820
11	20	Michael JAMIESON	Kawasaki	ZXR400	SL	9	10:12.413	1 Lap	1:05.474	7	69.663
12	118	Rod WALKER	Kawasaki	ZXR400	SL	9	10:13.720	1 Lap	1:05.970	7	69.139
13	44	Martin CURRAH	Honda	CB500	PC	9	10:13.919	1 Lap	1:05.801	6	69.316
14	117	Lianne MAYHEW	Kawasaki	ZX6R 400	SL	9	10:14.589	1 Lap	1:05.739	7	69.382
15	333	Peter DOLAN	Honda	CB500	PC	9	10:19.728	1 Lap	1:06.884	8	68.194
16	34	Charles MORRISON	Kawasaki	ZXR400	SL	9	10:40.964	1 Lap	1:09.189	4	65.922
17	194	Robyn LINDSAY	Kawasaki	ZXR400	SL	8	10:13.571	2 Laps	1:14.769	2	61.002

Not classified

DNS	13	Andrew BARTON	Honda	CB500	PC			DNS		0	-
DNS	125	Andrew KIRKWOOD	Honda	CB500	PC			DNS		0	-

Margin of Victory	Avg. Speed	Best Lap Tm	Best Speed	Best Lap by
10.017	74.811	59.471	76.694	51 - Neil MUNRO

Clerk of the Course.

Orbits

Sig : Time :
Chief Timekeeper : Ian Sharp (SMART Timing)

Results available at www.mylaps.com and www.smart-timing.co.uk

Printed: 06/06/2016 18:37:10



KMSC National Motorcycle Racing AC

KMSC Open Post Classics / Classics

Knockhill 1.267 miles

Race 9 - 2nd Race

04/06/2016 15:00

Race (10 Laps) started at 15:31:44

Lap	Time of Day	Lap Tm	S1	S2	S3	SFSpd	S1Spd	Lap	Time of Day	Lap Tm	S1	S2	S3	SFSpd	S1Spd
(87) Jodie CHALK															
1	15:32:50.682	1:01.276	18.358	22.865	20.053	80.465	94.919	1	15:33:01.904	1:10.292	21.339	26.593	22.360	84.839	85.596
2	15:33:50.865	1:00.183	17.380	22.771	20.032	113.935	94.919	2	15:34:09.180	1:07.276	20.384	25.276	21.616	112.976	90.442
3	15:34:50.888	1:00.023	17.254	22.597	20.172	113.166	95.188	3	15:35:13.974	1:04.794	18.857	24.596	21.341	112.976	95.053
4	15:35:50.881	59.993	17.271	22.633	20.089	112.597	95.459	4	15:36:19.122	1:05.148	19.266	24.528	21.354	113.549	95.053
5	15:36:50.948	1:00.067	17.193	22.689	20.185	112.786	95.323	5	15:37:25.108	1:05.986	19.345	24.880	21.761	110.922	94.518
6	15:37:50.853	59.905	17.395	22.636	19.874	113.166	92.690	6	15:38:30.163	1:05.055	19.501	24.498	21.056	112.033	91.677
7	15:38:51.185	1:00.332	17.263	22.764	20.305	113.357	95.323	7	15:39:34.925	1:04.762	18.751	24.746	21.265	113.742	94.651
8	15:39:51.070	59.885	17.328	22.563	19.994	112.220	94.385	8	15:40:39.946	1:05.021	18.341	24.640	22.040	113.357	94.252
9	15:40:51.872	1:00.802	17.391	23.383	20.028	113.549	96.005	9	15:41:44.768	1:04.822	18.730	24.690	21.402	113.549	93.988
10	15:41:53.721	1:01.849	17.711	23.542	20.596	114.323	95.188	10	15:42:49.659	1:04.891	19.021	24.281	21.589	112.786	92.690
(51) Neil MUNRO															
1	15:32:51.979	1:02.269	18.802	23.219	20.248	80.755	99.419	(99) Martin BARRON							
2	15:33:51.518	59.539	17.091	22.517	19.931	120.480	101.066	1	15:32:57.673	1:07.415	20.115	25.344	21.956	80.561	89.716
3	15:34:50.989	59.471	17.227	22.517	19.727	120.915	100.460	2	15:34:04.315	1:06.642	19.426	25.037	22.179	111.105	88.299
4	15:35:51.148	1:00.159	17.470	22.865	19.824	118.985	100.161	3	15:35:11.029	1:06.714	19.540	25.219	21.955	108.064	87.837
5	15:36:52.406	1:01.258	17.573	22.885	20.800	118.985	101.066	4	15:36:17.461	1:06.432	19.296	25.125	22.011	110.193	89.120
6	15:37:53.743	1:01.337	18.071	22.788	20.478	116.304	100.611	5	15:37:23.984	1:06.523	19.462	25.145	21.916	108.588	87.722
7	15:38:56.060	1:02.317	18.314	23.443	20.560	109.653	98.111	6	15:38:29.656	1:05.672	18.904	24.967	21.801	109.296	90.198
8	15:39:58.157	1:02.097	18.019	23.554	20.524	117.321	98.254	7	15:39:35.010	1:05.354	18.920	24.832	21.602	110.739	88.884
9	15:41:00.366	1:02.209	18.181	23.445	20.583	114.910	98.979	8	15:40:41.289	1:06.279	19.166	24.887	22.226	110.922	88.649
10	15:42:03.738	1:03.372	18.481	23.611	21.280	115.305	96.976	9	15:41:47.157	1:05.868	19.177	24.995	21.696	110.556	88.532
(111) Jimmy SHANKS															
1	15:32:54.096	1:03.862	19.373	23.893	20.596	77.671	91.179	10	15:42:52.562	1:05.405	19.274	24.428	21.703	111.660	88.416
2	15:33:56.870	1:02.774	18.418	23.778	20.578	110.012	90.809	(8) Colin TWEDDIE							
3	15:34:58.975	1:02.105	18.254	23.350	20.501	109.832	91.677	1	15:33:01.332	1:10.227	21.287	26.471	22.469	75.233	88.884
4	15:36:00.973	1:01.998	18.253	23.295	20.450	108.941	91.677	2	15:34:07.848	1:06.516	19.084	25.449	21.983	106.520	88.884
5	15:37:02.990	1:02.017	18.281	23.314	20.422	108.238	92.181	3	15:35:12.946	1:05.098	19.033	24.876	21.189	106.015	88.532
6	15:38:06.650	1:03.660	18.101	24.192	21.367	108.413	92.181	4	15:36:18.835	1:05.889	19.300	24.681	21.908	105.349	89.957
7	15:39:08.280	1:01.630	18.123	23.048	20.459	108.238	90.077	5	15:37:25.196	1:06.361	19.003	25.111	22.247	105.020	88.649
8	15:40:10.151	1:01.871	18.082	23.247	20.542	107.890	90.320	6	15:38:31.619	1:06.423	19.399	25.247	21.777	106.015	89.358
9	15:41:13.053	1:02.902	18.108	23.503	21.291	108.413	89.957	7	15:39:36.687	1:05.068	18.661	24.967	21.801	109.296	90.198
10	15:42:14.996	1:01.943	18.236	23.212	20.495	108.238	89.957	8	15:40:42.186	1:05.499	18.970	24.647	21.882	106.520	88.002
(12) Dan JAMES															
1	15:32:53.777	1:03.592	19.096	23.676	20.820	73.989	90.809	9	15:41:47.821	1:05.635	19.211	24.698	21.726	105.515	88.532
2	15:33:56.724	1:02.947	18.176	24.139	20.632	109.474	90.564	10	15:42:53.476	1:05.655	18.990	24.656	22.009	107.030	89.002
3	15:34:58.832	1:02.108	18.055	23.308	20.745	110.556	91.802	(22) Ian RUSSELL							
4	15:36:00.882	1:02.050	17.972	23.253	20.825	110.374	92.947	1	15:33:00.617	1:09.705	20.632	26.785	22.288	75.402	89.002
5	15:37:02.881	1:01.999	18.076	23.246	20.677	107.544	92.435	2	15:34:06.436	1:05.819	19.333	25.026	21.460	108.941	89.358
6	15:38:06.699	1:03.818	18.017	24.102	21.699	109.832	92.562	3	15:35:11.762	1:05.326	19.309	24.645	21.372	106.183	89.596
7	15:39:09.112	1:02.413	18.388	23.259	20.766	108.238	91.928	4	15:36:17.757	1:05.995	19.737	24.561	21.697	105.848	89.957
8	15:40:10.506	1:01.394	17.854	23.011	20.529	110.556	92.054	5	15:37:24.538	1:06.781	19.595	24.928	22.258	107.717	87.608
9	15:41:13.889	1:03.383	18.009	23.480	21.894	110.922	92.947	6	15:38:30.241	1:05.703	19.280	24.611	21.812	108.413	88.767
10	15:42:15.656	1:01.767	17.658	23.320	20.789	108.238	92.690	7	15:39:35.818	1:05.577	19.326	24.646	21.605	108.064	88.884
(48) Allan BROOKBANKS															
1	15:32:54.055	1:03.959	19.368	23.842	20.749	76.259	91.303	8	15:40:41.367	1:05.549	19.189	24.406	21.954	107.890	88.649
2	15:33:56.524	1:02.469	18.061	23.673	20.735	111.105	91.677	9	15:41:49.347	1:07.980	21.743	24.829	21.408	110.374	84.306
3	15:34:58.535	1:02.011	17.922	23.364	20.725	108.764	89.358	10	15:42:55.011	1:05.664	19.377	24.488	21.799	106.859	87.494
4	15:36:00.745	1:02.210	17.864	23.395	20.951	108.941	90.077	(20) Michael JAMIESON							
5	15:37:02.659	1:01.914	17.834	23.260	20.820	108.413	89.358	1	15:33:01.690	1:10.632	20.181	26.903	23.548	87.608	82.645
6	15:38:07.036	1:04.377	17.837	24.368	22.172	109.118	90.320	2	15:34:10.599	1:08.909	19.529	26.746	22.634	112.033	87.494
7	15:39:09.579	1:02.543	18.206	23.569	20.768	107.544	91.427	3	15:35:18.972	1:08.373	18.997	26.405	22.971	113.357	87.380
8	15:40:11.127	1:01.548	17.761	23.316	20.471	108.413	92.054	4	15:36:25.294	1:06.322	18.707	25.794	21.821	117.321	87.494
9	15:41:13.905	1:02.778	17.806	23.517	21.455	110.012	91.179	5	15:37:32.008	1:06.714	18.840	26.171	21.703	114.910	87.722
10	15:42:15.823	1:01.918	17.919	23.401	20.598	107.544	89.957	6	15:38:37.691	1:05.683	18.484	25.246	21.953	118.775	91.552
(71) Neil McCLURE															
1	15:32:57.367	1:05.943	19.945	24.573	21.425	84.412	93.335	7	15:39:43.165	1:05.474	18.727	25.125	21.622	115.903	91.179
2	15:33:59.712	1:02.345	17.996	23.690	20.659	119.409	101.678	8	15:40:48.870	1:05.705	18.489	25.098	22.118	117.116	91.055
3	15:35:01.927	1:02.215	18.075	23.534	20.606	119.196	101.987	9	15:41:56.450	1:07.580	18.401	26.031	23.148	115.703	92.690
4	15:36:03.997	1:02.070	17.931	23.731	20.408	119.621	101.678	(118) Rod WALKER							
5	15:37:05.974	1:01.977	17.718	23.617	20.642	118.775	101.678	1	15:33:02.700	1:10.455	21.057	26.871	22.527	7	

Race Results

KMSC National Motorcycle Racing AC

KMSC Open Post Classics / Classics

Knockhill 1.267 miles

Race 9 - 2nd Race

04/06/2016 15:00

Race (10 Laps) started at 15:31:44

Lap	Time of Day	Lap Tm	S1	S2	S3	SFSpd	S1Spd	Lap	Time of Day	Lap Tm	S1	S2	S3	SFSpd	S1Spd
5	15:37:32.977	1:06.866	19.735	25.309	21.822	106.351	86.590								
6	15:38:38.778	1:05.801	18.805	25.222	21.774	107.717	89.477								
7	15:39:44.717	1:05.939	19.463	24.819	21.657	105.681	89.596								
8	15:40:51.376	1:06.659	19.330	25.463	21.866	105.020	88.068								
9	15:41:57.956	1:06.580	19.257	25.102	22.221	103.084	88.416								

(117) Lianne MAYHEW

1	15:33:03.442	1:11.118	21.343	27.391	22.384	86.368	83.989
2	15:34:11.765	1:08.323	20.083	26.037	22.203	106.859	90.564
3	15:35:20.186	1:08.421	20.059	26.270	22.092	104.692	89.239
4	15:36:26.512	1:06.326	18.785	25.482	22.059	114.714	95.053
5	15:37:33.487	1:06.975	19.843	25.395	21.737	108.764	90.564
6	15:38:39.775	1:06.288	18.949	25.505	21.834	111.474	91.802
7	15:39:45.514	1:05.739	18.920	25.142	21.677	112.408	91.677
8	15:40:51.888	1:06.374	19.023	25.625	21.726	112.033	92.308
9	15:41:58.626	1:06.738	19.297	25.625	21.816	112.033	93.595

(333) Peter DOLAN

1	15:33:03.231	1:11.740	21.984	27.184	22.572	78.032	85.706
2	15:34:11.600	1:08.369	19.735	26.251	22.383	106.183	88.767
3	15:35:20.176	1:08.576	19.863	26.143	22.570	104.856	87.494
4	15:36:27.143	1:06.967	19.749	25.216	22.002	101.524	88.183
5	15:37:34.375	1:07.232	19.659	25.730	21.843	105.349	86.146
6	15:38:41.623	1:07.248	19.761	25.537	21.950	100.460	87.266
7	15:39:48.553	1:06.930	19.289	25.188	22.453	104.043	86.146
8	15:40:55.437	1:06.884	19.452	25.250	22.182	103.242	86.590
9	15:42:03.765	1:08.328	19.866	25.497	22.965	104.043	86.479

(34) Charles MORRISON

1	15:33:05.235	1:12.640	21.783	27.415	23.442	74.316	85.162
2	15:34:14.864	1:09.629	19.835	26.569	23.225	105.184	87.266
3	15:35:24.592	1:09.728	19.585	26.479	23.664	105.681	88.068
4	15:36:33.781	1:09.189	19.456	26.405	23.328	103.402	85.925
5	15:37:43.892	1:10.111	20.010	27.034	23.067	104.043	84.839
6	15:38:54.638	1:10.746	20.061	26.565	24.120	102.926	85.054
7	15:40:04.439	1:09.801	19.899	26.487	23.415	100.011	85.162
8	15:41:15.400	1:10.961	19.677	27.090	24.194	101.987	86.479
9	15:42:25.001	1:09.601	19.659	26.530	23.412	99.566	86.035

(194) Robyn LINDSAY

1	15:33:08.360	1:15.375	22.363	28.464	24.548	74.813	81.938
2	15:34:23.129	1:14.769	21.341	28.958	24.470	92.947	80.465
3	15:35:39.060	1:15.931	22.198	29.326	24.407	91.303	78.397
4	15:36:54.461	1:15.401	21.101	29.325	24.975	93.465	76.958
5	15:38:09.787	1:15.326	21.400	28.944	24.982	91.427	78.672
6	15:39:25.953	1:16.166	22.226	29.099	24.841	91.802	77.581
7	15:40:42.313	1:16.360	21.795	29.240	25.325	91.303	77.047
8	15:41:57.608	1:15.295	21.821	28.829	24.645	88.532	78.857

Clerk of the Course.

Sig : Time :
Chief Timekeeper : Ian Sharp (SMART Timing)

Results available at www.mylaps.com and www.smart-timing.co.uk

Printed: 06/06/2016 18:33:59

Orbits



Race Results

KMSC National Motorcycle Racing AC

Lapchart


KMSC Open Post Classics / Classics

Knockhill 1.267 miles

Race 9 - 2nd Race

04/06/2016 15:00

Race (10 Laps) started at 15:31:44



Competitors	Laps											
	0	1	2	3	4	5	6	7	8	9	10	
Jodie CHALK (87)	1	87	87	87	87	87	87	87	87	87	87	87
Neil MUNRO (51)	2	51	51	51	51	51	51	51	51	51	51	51
Allan BROOKBANKS (48)	3	48	12	48	48	48	48	111	111	111	111	111
Dan JAMES (12)	4	12	48	12	12	12	12	12	12	12	12	12
Jimmy SHANKS (111)	5	111	111	111	111	111	111	48	48	48	48	48
Martin BARRON (99)	6	99	71	71	71	71	71	71	71	71	71	71
Ian RUSSELL (22)	7	22	99	99	99	99	99	99	61	61	61	61
Martin CURRAH (44)	8	44	22	22	22	22	22	61	99	99	99	99
Michael JAMIESON (20)	9	20	8	8	8	8	61	22	22	22	8	8
Colin TWEDDIE (8)	10	8	20	61	61	61	8	8	8	8	22	22
Neil McLURE (71)	11	71	61	20	118	118	118	20	20	20	20	20
Peter DOLAN (333)	12	333	44	118	44	20	20	118	118	118	118	118
Wattie BROWN (61)	13	61	118	44	20	44	44	44	44	44	44	44
Rod WALKER (118)	14	118	333	333	333	117	117	117	117	117	117	117
Lianne MAYHEW (117)	15	117	117	117	117	333	333	333	333	333	333	333
Charles MORRISON (34)	16	34	34	34	34	34	34	34	34	34	34	34
Robyn LINDSAY (194)	17	194	194	194	194	194	194	194	194	194	194	194
-	18											
-	19											

Margin of Victory	Avg. Speed	Best Lap Tm	Best Speed	Best Lap by
10.017	74.811	59.471	76.694	51 - Neil MUNRO

Clerk of the Course.

Orbits

Sig : Time :
 Chief Timekeeper : Ian Sharp (SMART Timing)
 Results available at www.mylaps.com and www.smart-timing.co.uk



KMSC National Motorcycle Racing AC

KMSC Open Post Classics / Classics

Knockhill 1.267 miles

Race 16 - 3rd Race

05/06/2016 10:30

Race (10 Laps) started at 10:18:42

POLE POSITION

3 111 Jimmy SHANKS	2 51 Neil MUNRO	1 87 Jodie CHALK	1
6 99 Martin BARRON	5 48 Allan BROOKBANKS	4 12 Dan JAMES	2
9 44 Martin CURRAH	8 22 Ian RUSSELL	7 8 Colin TWEDDIE	3
12 125 Andrew KIRKWOOD	11 13 Andrew BARTON	10 333 Peter DOLAN	4
15	14	13	5
18 20 Michael JAMIESON	17 61 Wattie BROWN	16 71 Neil McCLURE	6
21 34 Charles MORRISON	20 117 Lianne MAYHEW	19 118 Rod WALKER	7
		22 194 Robyn LINDSAY	8

Clerk of the Course.

Orbits

Sig : Time :
 Chief Timekeeper : Ian Sharp (SMART Timing)
 Results available at www.mylaps.com and www.smart-timing.co.uk



Race Results

KMSC National Motorcycle Racing AC

Sorted on Laps

KMSC Superbikes & KMSC Clubman

Knockhill 1.267 miles

Race 10 - 1st Race - Re-Start

04/06/2016 15:15

Race (10 Laps) started at 15:56:13

Pos	No.	Name	Make/Model	CC	Class	Laps	Total Tm	Diff	Best Tm	In Lap	Best Speed
1	79	Bruce BIRNIE	BMW	S1000RR	SB	10	8:44.084		51.204	5	89.077
2	179	Andrew TASKER	Kawasaki	ZX10R	SB	10	8:44.939	0.855	51.311	2	88.891
3	34	John DEAN	Suzuki	GSXR1000K9	SB	10	8:45.820	1.736	51.466	4	88.623
4	119	Kristopher DUNCAN	Kawasaki	ZX10	SB	10	8:50.292	6.208	51.708	5	88.209
5	55	Donald MacFADYEN	BMW	S1000RR	SB	10	8:56.391	12.307	52.541	4	86.810
6	3	Adrian CLARK	Kawasaki	ZX10R	SB	10	8:58.737	14.653	52.309	3	87.195
7	31	Torquil PATERSON	MV Agusta		SB	10	9:03.504	19.420	53.140	8	85.832
8	12	William MONIE	Kawasaki	ZX10R	SB	10	9:04.062	19.978	53.055	9	85.969
9	33	Graeme BODEL	BMW	S1000RR	C	10	9:11.918	27.834	54.052	8	84.383
10	69	Rodney SCOTT	BMW	S1000RR	C	10	9:12.099	28.015	54.164	8	84.209
11	63	Kenny PATERSON	BMW	S1000RR	C	10	9:14.942	30.858	53.856	4	84.691
12	44	David PRENTICE	Yamaha	R1	C	10	9:19.201	35.117	54.315	4	83.975
13	67	Des BURNS	Kawasaki	ZX10R	C	10	9:19.330	35.246	54.368	10	83.893
14	22	Steven WATSON	Suzuki	GSXR750	C	10	9:21.219	37.135	54.733	3	83.333
15	11	Richard HUGHES	BMW	S1000RR	C	10	9:22.139	38.055	54.220	4	84.122
16	511	Marc IRONSIDE	Kawasaki	ZX6	C	10	9:28.726	44.642	55.299	6	82.481
17	45	Gary HOPKINS	Yamaha	R1M	C	10	9:38.332	54.248	56.133	3	81.255
18	37	Steven PATTERSON	Yamaha	YZF R1	C	9	8:49.743	1 Lap	57.388	8	79.478
19	54	Gordon DUNCAN	Ducati	Panigale 899	C	9	9:01.058	1 Lap	58.664	9	77.749
20	41	Lukasz PIEC	Yamaha	R1	SB	9	9:01.421	1 Lap	57.596	4	79.191
21	82	Geraint JONES	Suzuki	GSXR1000	C	9	9:07.460	1 Lap	59.054	4	77.236
22	6	Calum MacLEAN	Suzuki	GSXR1000	C	9	9:07.612	1 Lap	58.594	3	77.842
23	14	James ROTHERY	Yamaha	R1	C	8	8:44.668	2 Laps	1:02.806	2	72.622

Not classified

DNS	7	James LAING	BMW	S1000RR	SB			DNS		0	-
DNS	4	Daniel MacLEAN	Kawasaki	ZX10R	C			DNS		0	-
DNS	122	David SUDES	Suzuki	GSXR 1000	C			DNS		0	-

Announcements

RED FLAG before Leader completed 1 Lap - Race re-started over 10 Laps.

Margin of Victory	Avg. Speed	Best Lap Tm	Best Speed	Best Lap by
0.855	87.030	51.204	89.077	79 - Bruce BIRNIE

Clerk of the Course.

Orbits

Sig : Time :
Chief Timekeeper : Ian Sharp (SMART Timing)

Results available at www.mylaps.com and www.smart-timing.co.uk

Printed: 06/06/2016 18:44:23



KMSC National Motorcycle Racing AC

KMSC Superbikes & KMSC Clubman

Knockhill 1.267 miles

Race 10 - 1st Race - Re-Start

04/06/2016 15:15

Race (10 Laps) started at 15:56:13

Lap	Time of Day	Lap Tm	S1	S2	S3	SFSpd	S1Spd
(79) Bruce BIRNIE							
1	15:57:11.588	52.768	15.834	19.892	17.042	96.976	131.326
2	15:58:02.822	51.234	14.806	19.562	16.866	149.460	133.150
3	15:58:54.315	51.493	14.904	19.589	17.000	152.171	128.805
4	15:59:45.733	51.418	14.825	19.554	17.039	151.143	126.142
5	16:00:36.937	51.204	14.661	19.456	17.087	150.129	128.559
6	16:01:28.650	51.713	14.919	19.794	17.000	148.468	126.857
7	16:02:19.961	51.311	14.635	19.511	17.165	151.143	129.302
8	16:03:12.840	52.879	15.437	20.321	17.121	148.140	128.805
9	16:04:04.566	51.726	14.920	19.714	17.092	153.214	128.068
10	16:04:57.595	53.029	14.934	19.968	18.127	149.128	126.380

Lap	Time of Day	Lap Tm	S1	S2	S3	SFSpd	S1Spd
(179) Andrew TASKER							
1	15:57:11.419	52.815	15.775	19.776	17.264	95.323	130.814
2	15:58:02.730	51.311	14.795	19.364	17.152	141.877	131.326
3	15:58:54.955	52.225	15.189	19.896	17.140	141.877	131.070
4	15:59:46.456	51.501	14.653	19.634	17.214	144.008	131.842
5	16:00:37.818	51.362	14.834	19.378	17.150	144.317	130.814
6	16:01:29.218	51.400	14.918	19.340	17.142	147.814	131.584
7	16:02:21.584	52.366	14.777	19.413	18.176	144.628	130.560
8	16:03:14.689	53.105	14.947	20.785	17.373	144.008	128.068
9	16:04:06.504	51.815	14.831	19.514	17.470	142.782	131.584
10	16:04:58.450	51.946	14.828	19.639	17.479	144.008	130.306

Lap	Time of Day	Lap Tm	S1	S2	S3	SFSpd	S1Spd
(34) John DEAN							
1	15:57:10.810	52.070	15.256	19.727	17.087	96.558	130.306
2	15:58:02.460	51.650	14.872	19.576	17.202	139.227	132.102
3	15:58:54.645	52.185	15.283	19.822	17.080	137.516	125.670
4	15:59:46.111	51.466	14.744	19.563	17.159	141.577	131.326
5	16:00:37.780	51.669	14.802	19.491	17.376	142.479	129.551
6	16:01:29.302	51.522	15.160	19.402	16.960	140.099	126.380
7	16:02:21.338	52.036	14.852	19.584	17.600	143.087	133.415
8	16:03:15.136	53.798	15.197	21.230	17.371	135.845	127.581
9	16:04:06.951	51.815	14.923	19.569	17.323	137.516	130.053
10	16:04:59.331	52.380	14.783	20.267	17.330	141.577	127.581

Lap	Time of Day	Lap Tm	S1	S2	S3	SFSpd	S1Spd
(119) Kristopher DUNCAN							
1	15:57:12.042	53.160	16.015	20.113	17.032	94.919	127.098
2	15:58:04.126	52.084	14.939	19.979	17.166	146.204	123.815
3	15:58:56.032	51.906	14.890	19.949	17.067	146.204	125.201
4	15:59:48.128	52.096	15.063	19.887	17.146	147.814	132.362
5	16:00:39.836	51.708	14.558	20.027	17.123	148.797	134.484
6	16:01:31.814	51.978	14.806	19.878	17.294	149.460	133.680
7	16:02:24.102	52.288	14.875	20.067	17.346	147.489	132.886
8	16:03:17.267	53.165	14.958	20.649	17.558	144.941	129.302
9	16:04:10.179	52.912	15.196	20.158	17.558	142.479	128.559
10	16:05:03.803	53.624	15.201	20.586	17.837	139.808	129.802

Lap	Time of Day	Lap Tm	S1	S2	S3	SFSpd	S1Spd
(55) Donald MacFADYEN							
1	15:57:13.811	54.808	16.543	20.848	17.417	93.857	128.805
2	15:58:06.572	52.761	14.994	20.438	17.329	147.166	131.842
3	15:58:59.275	52.703	14.866	20.418	17.419	149.460	133.150
4	15:59:51.816	52.541	14.909	20.242	17.390	147.814	130.814
5	16:00:44.423	52.607	14.921	20.199	17.487	145.570	132.624
6	16:01:37.589	53.166	14.802	20.941	17.423	151.827	129.551
7	16:02:30.566	52.977	15.273	20.274	17.430	144.941	132.102
8	16:03:23.424	52.858	14.989	20.618	17.251	146.844	128.313
9	16:04:16.450	53.026	14.835	20.740	17.451	149.794	131.070
10	16:05:09.902	53.452	15.307	20.561	17.584	138.939	131.584

Lap	Time of Day	Lap Tm	S1	S2	S3	SFSpd	S1Spd
(3) Adrian CLARK							
1	15:57:13.036	54.056	16.063	20.589	17.404	100.011	123.133
2	15:58:05.580	52.544	14.941	20.339	17.264	147.166	126.618
3	15:58:57.889	52.309	14.984	20.015	17.310	146.523	126.857
4	15:59:50.592	52.703	15.080	20.286	17.337	145.255	127.339
5	16:00:43.589	52.997	15.165	20.379	17.453	147.166	123.133
6	16:01:37.300	53.711	15.139	21.095	17.477	146.204	126.618
7	16:02:30.147	52.847	15.235	20.099	17.513	144.008	127.339
8	16:03:23.238	53.091	15.221	20.407	17.463	144.008	126.142
9	16:04:17.760	54.522	15.285	21.539	17.698	146.523	125.670
10	16:05:12.248	54.488	15.576	21.093	17.819	143.699	117.733

Lap	Time of Day	Lap Tm	S1	S2	S3	SFSpd	S1Spd
(31) Torquil PATERSON							
1	15:57:18.107	58.161	17.019	22.794	18.348	100.161	112.597
2	15:58:13.571	55.464	15.809	21.269	18.386	137.798	125.905
3	15:59:08.912	55.341	16.263	21.075	18.003	139.808	122.459
4	16:00:03.227	54.315	15.267	21.069	17.979	140.392	125.201
5	16:00:57.964	54.737	15.630	21.284	17.823	145.886	119.409
6	16:01:53.448	55.484	15.783	21.521	18.180	142.177	111.474
7	16:02:48.500	55.052	15.727	21.121	18.204	143.392	118.985
8	16:03:42.858	54.358	15.351	21.205	17.802	141.877	117.116
9	16:04:37.854	54.996	15.340	21.328	18.328	145.570	116.912
10	16:05:32.712	54.858	15.651	21.219	17.988	140.687	118.147

Lap	Time of Day	Lap Tm	S1	S2	S3	SFSpd	S1Spd
(67) Des BURNS							
1	15:57:17.258	57.441	16.487	22.579	18.375	107.890	112.408
2	15:58:12.250	54.992	15.421	21.478	18.093	142.177	124.044

Lap	Time of Day	Lap Tm	S1	S2	S3	SFSpd	S1Spd
(12) William MONIE							
1	15:57:14.871	55.754	16.849	21.074	17.831	93.988	115.504
2	15:58:08.607	53.736	15.628	20.505	17.603	140.099	122.908
3	15:59:02.245	53.638	15.558	20.308	17.772	145.255	124.044
4	15:59:56.472	54.227	15.760	20.603	17.864	143.699	116.103
5	16:00:50.163	53.691	15.442	20.324	17.925	140.392	125.670
6	16:01:43.437	53.274	15.299	20.269	17.706	143.087	125.670
7	16:02:36.886	53.449	15.405	20.319	17.725	143.087	126.142
8	16:03:30.026	53.140	15.362	20.182	17.596	144.941	125.670
9	16:04:23.184	53.158	15.321	20.212	17.625	143.392	126.380
10	16:05:17.015	53.831	15.317	20.780	17.734	145.255	125.905

Lap	Time of Day	Lap Tm	S1	S2	S3	SFSpd	S1Spd
(33) Graeme BODEL							
1	15:57:16.183	56.363	16.673	21.662	18.028	99.566	124.504
2	15:58:10.688	54.505	15.407	20.946	18.152	140.099	129.053
3	15:59:04.831	54.143	15.139	21.101	17.903	143.087	131.070
4	15:59:59.046	54.215	15.362	20.852	18.001	144.317	130.306
5	16:00:53.845	54.799	15.829	20.977	17.993	139.227	130.306
6	16:01:48.341	54.496	15.360	21.143	17.993	140.687	130.814
7	16:02:42.771	54.430	15.306	21.368	17.756	139.227	130.053
8	16:03:36.823	54.052	15.258	20.955	17.839	140.687	126.618
9	16:04:31.111	54.288	15.297	20.988	18.003	140.392	128.068
10	16:05:25.429	54.318	15.291	21.098	17.929	140.392	128.313

Lap

Race Results

KMSC National Motorcycle Racing AC

KMSC Superbikes & KMSC Clubman

Knockhill 1.267 miles

Race 10 - 1st Race - Re-Start

04/06/2016 15:15

Race (10 Laps) started at 15:56:13

Lap	Time of Day	Lap Tm	S1	S2	S3	SFSpd	S1Spd
3	15:59:07.145	54.895	15.687	21.291	17.917	140.982	121.572
4	16:00:02.812	55.667	16.082	21.215	18.370	143.087	123.815
5	16:00:57.693	54.881	15.528	21.274	18.079	141.279	120.049
6	16:01:53.193	55.500	15.936	21.421	18.143	139.227	117.733
7	16:02:48.351	55.158	15.495	21.320	18.343	140.687	121.792
8	16:03:43.973	55.622	15.671	21.932	18.019	135.571	112.408
9	16:04:38.473	54.500	15.307	21.188	18.005	140.392	122.236
10	16:05:32.841	54.368	15.160	21.540	17.668	145.886	118.985

Lap	Time of Day	Lap Tm	S1	S2	S3	SFSpd	S1Spd
6	16:02:17.560	59.227	16.442	23.596	19.189	134.215	112.786
7	16:03:17.033	59.473	16.323	23.714	19.436	136.398	112.220
8	16:04:15.905	58.872	16.595	23.056	19.221	128.068	111.290
9	16:05:14.569	58.664	16.443	23.071	19.150	133.680	111.660

(22) Steven WATSON

1	15:57:17.664	57.752	16.875	22.364	18.513	105.349	115.107
2	15:58:13.213	55.549	15.851	21.431	18.267	138.652	120.915
3	15:59:07.946	54.733	15.507	21.218	18.008	139.808	120.915
4	16:00:03.138	55.192	15.749	21.266	18.177	142.177	120.915
5	16:00:58.760	55.622	15.819	21.551	18.252	140.392	119.835
6	16:01:53.899	55.139	15.621	21.327	18.191	140.392	120.697
7	16:02:49.179	55.280	15.661	21.353	18.266	138.366	121.572
8	16:03:44.242	55.063	15.659	21.363	18.041	138.366	120.697
9	16:04:39.518	55.276	15.807	21.355	18.114	142.479	122.459
10	16:05:34.730	55.212	15.442	21.381	18.389	141.577	121.792

(11) Richard HUGHES

1	15:57:18.903	58.431	17.141	22.953	18.337	104.856	120.049
2	15:58:14.252	55.349	15.789	21.399	18.161	136.675	121.792
3	15:59:09.481	55.229	16.190	20.840	18.199	138.081	125.201
4	16:00:03.701	54.220	15.517	20.698	18.005	135.571	127.098
5	16:00:58.862	55.161	15.502	21.620	18.039	137.798	122.236
6	16:01:54.183	55.321	16.016	21.312	17.993	136.121	123.587
7	16:02:49.177	54.994	15.724	21.361	17.909	141.577	124.735
8	16:03:44.433	55.256	15.810	21.440	18.006	131.584	121.572
9	16:04:39.716	55.283	15.775	21.472	18.036	135.571	122.459
10	16:05:35.650	55.934	16.195	21.260	18.479	133.415	114.518

(511) Marc IRONSIDE

1	15:57:18.549	58.116	17.103	22.447	18.566	110.739	120.697
2	15:58:14.325	55.776	16.051	21.221	18.504	139.227	121.133
3	15:59:10.214	55.889	16.155	21.260	18.474	135.845	117.116
4	16:00:05.628	55.414	15.859	21.159	18.396	139.227	120.480
5	16:01:01.594	55.966	15.965	21.639	18.362	139.808	119.621
6	16:01:56.893	55.299	15.811	21.241	18.247	140.099	120.697
7	16:02:53.165	56.272	16.211	21.545	18.516	133.415	120.049
8	16:03:49.449	56.284	16.049	21.724	18.511	136.398	120.480
9	16:04:45.463	56.014	15.928	21.578	18.508	138.939	119.835
10	16:05:42.237	56.774	16.456	21.732	18.586	129.802	115.305

(45) Gary HOPKINS

1	15:57:18.894	58.738	17.268	22.919	18.551	102.768	117.321
2	15:58:15.181	56.287	16.328	21.519	18.440	133.150	122.683
3	15:59:11.314	56.133	16.115	21.422	18.596	131.326	121.572
4	16:00:07.948	56.634	16.163	21.628	18.843	129.802	119.621
5	16:01:04.714	56.766	16.436	21.685	18.645	130.814	120.915
6	16:02:01.985	57.271	16.404	22.138	18.729	128.805	121.133
7	16:02:59.035	57.050	16.259	22.064	18.727	130.560	122.459
8	16:03:56.394	57.359	16.449	22.074	18.836	129.551	121.133
9	16:04:54.076	57.682	16.546	22.410	18.726	127.339	120.915
10	16:05:51.843	57.767	16.483	22.259	19.025	128.068	115.504

(37) Steven PATTERSON

1	15:57:20.600	1:00.056	17.699	23.303	19.054	109.118	115.703
2	15:58:18.088	57.488	16.257	22.290	18.941	138.939	121.572
3	15:59:15.957	57.869	16.465	22.310	19.094	138.939	120.697
4	16:00:13.790	57.833	16.445	22.463	18.925	130.814	117.116
5	16:01:11.883	58.093	16.445	22.696	18.952	139.227	113.549
6	16:02:09.648	57.765	16.342	22.455	18.968	138.081	119.409
7	16:03:07.255	57.607	16.303	22.362	18.942	141.577	119.835
8	16:04:04.643	57.388	16.444	22.011	18.933	135.571	122.683
9	16:05:03.254	58.611	16.518	22.542	19.551	135.025	121.572

(54) Gordon DUNCAN

1	15:57:21.271	1:00.539	17.929	23.607	19.003	99.272	104.856
2	15:58:19.966	58.695	16.675	22.839	19.181	125.905	115.703
3	15:59:18.977	59.011	16.686	23.096	19.229	129.302	114.714
4	16:00:18.445	59.468	16.683	23.172	19.613	126.618	115.305
5	16:01:18.333	59.888	16.601	23.943	19.344	128.313	113.935

Clerk of the Course.

 Sig : Time :
 Chief Timekeeper : Ian Sharp (SMART Timing)

 Results available at www.mylaps.com and www.smart-timing.co.uk

Printed: 06/06/2016 18:44:40



KMSC National Motorcycle Racing AC

Lapchart

KMSC Superbikes & KMSC Clubman

Knockhill 1.267 miles

Race 10 - 1st Race - Re-Start

04/06/2016 15:15

Race (10 Laps) started at 15:56:13

Competitors	Laps											
		0	1	2	3	4	5	6	7	8	9	10
Andrew TASKER (179)	1	179	34	34	79	79	79	79	79	79	79	79
John DEAN (34)	2	34	179	179	34	34	34	179	34	179	179	179
Bruce BIRNIE (79)	3	79	79	79	179	179	179	34	179	34	34	34
Kristopher DUNCAN (119)	4	119	119	119	119	119	119	119	119	119	119	119
Adrian CLARK (3)	5	3	3	3	3	3	3	3	3	3	55	55
Donald MacFADYEN (55)	6	55	55	55	55	55	55	55	55	55	3	3
Torquil PATERSON (31)	7	31	12	12	12	12	12	31	31	31	31	31
William MONIE (12)	8	12	31	31	31	31	31	12	12	12	12	12
Rodney SCOTT (69)	9	69	69	69	69	69	69	69	69	69	33	33
Des BURNS (67)	10	67	33	33	33	33	33	33	33	33	69	69
Graeme BODEL (33)	11	33	67	67	67	63	63	63	63	63	63	63
Steven WATSON (22)	12	22	22	63	63	67	67	67	67	44	44	44
David PRENTICE (44)	13	44	63	22	22	22	44	44	44	67	67	67
Gary HOPKINS (45)	14	45	44	44	44	44	22	22	11	22	22	22
Kenny PATERSON (63)	15	63	511	11	11	11	11	11	22	11	11	11
Marc IRONSIDE (511)	16	511	45	511	511	511	511	511	511	511	511	511
Richard HUGHES (11)	17	11	11	45	45	45	45	45	45	45	45	45
Steven PATTERSON (37)	18	37	37	37	37	37	37	37	37	37	37	37
Gordon DUNCAN (54)	19	54	54	54	54	54	54	54	54	54	54	54
Lukasz PIEC (41)	20	41	82	82	41	41	41	41	41	41	41	41
Geraint JONES (82)	21	82	41	41	82	82	82	82	82	82	82	82
James ROTHERY (14)	22	14	6	6	6	6	6	6	6	6	6	6
Calum MacLEAN (6)	23	6	14	14	14	14	14	14	14	14	14	14
-	24											
-	25											
-	26											

Margin of Victory	Avg. Speed	Best Lap Tm	Best Speed	Best Lap by
0.855	87.030	51.204	89.077	79 - Bruce BIRNIE

Clerk of the Course.

Orbits

Sig : Time :
 Chief Timekeeper : Ian Sharp (SMART Timing)
 Results available at www.mylaps.com and www.smart-timing.co.uk



KMSC National Motorcycle Racing AC

KMSC Superbikes & KMSC Clubman

Knockhill 1.267 miles

Race 17 - 2nd Race

05/06/2016 10:45

Race (10 Laps) started at 10:35:34

POLE POSITION

3 34 John DEAN	2 179 Andrew TASKER	1 79 Bruce BIRNIE	1
6 3 Adrian CLARK	5 55 Donald MacFADYEN	4 119 Kristopher DUNCAN	2
9 33 Graeme BODEL	8 12 William MONIE	7 31 Torquill PATERSON	3
12 44 David PRENTICE	11 63 Kenny PATERSON	10 69 Rodney SCOTT	4
15 11 Richard HUGHES	14 22 Steven WATSON	13 67 Des BURNS	5
18 37 Steven PATTERSON	17 45 Gary HOPKINS	16 511 Marc IRONSIDE	6
21 82 Geraint JONES	20 41 Lukasz PIEC	19 54 Gordon DUNCAN	7
24 7 James LAING	23 14 James ROTHERY	22 6 Calum MacLEAN	8
27 36 Graham PATTERSON	26 122 David SUDES	25 4 Daniel MacLEAN	9

Clerk of the Course.

Orbits

Sig : Time :
Chief Timekeeper : Ian Sharp (SMART Timing)

Results available at www.mylaps.com and www.smart-timing.co.uk

Printed: 06/06/2016 18:45:13



Race Results

KMSC National Motorcycle Racing AC

Sorted on Laps

KMSC Superstock 600

Knockhill 1.267 miles

Race 11 - 1st Race

04/06/2016 15:30

Race (12 Laps) started at 16:10:51

Pos	No.	Name	Make/Model	CC	Class	Laps	Total Tm	Diff	Best Tm	In Lap	Best Speed
1	8	Lewis ROLLO	Kawasaki	ZXR 600	S6	12	10:33.107		51.917	5	87.854
2	81	Ryan WATSON	Yamaha	R6 600	S6	12	10:39.694	6.587	52.211	11	87.359
3	49	Paul McCLUNG	Yamaha	R6 600	S6	12	10:39.973	6.866	52.377	12	87.082
4	45	Ewan GRAY	Kawasaki	ZX6R 600	S6	12	10:42.127	9.020	52.398	11	87.047
5	99	Callum GRIGOR	Kawasaki	ZX6R 600	S6	12	10:45.713	12.606	52.624	5	86.673
6	31	Torquil PATERSON	Yamaha	R6 600	S6	12	10:58.027	24.920	53.542	8	85.187
7	21	Sean COOPER	Kawasaki	ZX6R 600	S6	12	11:02.809	29.702	54.104	8	84.302
8	88	Graham PIRIE	Yamaha	R6 600	S6	12	11:13.720	40.613	55.123	6	82.744
9	84	Kyle HARPER	Kawasaki	ZX6R 600	S6	12	11:14.104	40.997	54.813	9	83.212
10	26	Allan RENNIE	Honda	CBR 600	S6	12	11:14.208	41.101	54.723	6	83.349
11	28	Paul BOWERBANK	Yamaha	R6 600	S6	12	11:14.839	41.732	54.935	7	83.027
12	102	Greame KERR	Suzuki	GSXR 600	S6	12	11:17.288	44.181	55.252	4	82.551
13	5	Kyle DUNCAN	Kawasaki	ZX6R 600	S6	12	11:22.024	48.917	55.650	3	81.960
14	27	Andrew DONALD	Kawasaki	ZX6R 600	S6	12	11:30.311	57.204	56.514	10	80.707
15	87	Steven ALLISON	Kawasaki	ZX6R 600	S6	11	10:42.101	1 Lap	56.954	7	80.084
16	35	Kevin GILES	Kawasaki	ZX6R 600	S6	11	10:43.827	1 Lap	57.139	5	79.824
17	184	Ryan GIBSON	Yamaha	R6 600	S6	11	10:54.909	1 Lap	57.568	3	79.230
18	12	Anthony JACKSON	Suzuki	GSXR 600 K7	S6	11	11:01.469	1 Lap	57.657	2	79.107
19	17	Roddy MacLEOD	Suzuki	GSXR 600 K7	S6	11	11:01.569	1 Lap	58.313	9	78.217
20	89	David MUNRO	Yamaha	R6 600	S6	11	11:02.618	1 Lap	58.508	10	77.957
21	58	Barry STEWART	Yamaha	R6 600	S6	11	11:10.002	1 Lap	58.332	6	78.192
22	79	Ashley ROBSON	Kawasaki	ZX6R 600	S6	11	11:15.537	1 Lap	59.548	7	76.595
Not classified											
DNF	86	Russell WILL	Yamaha	R6 600	S6	11	10:20.138	DNF	54.811	9	83.215
DNS	4	Dan MacLEAN	Kawasaki	ZX6R 600	S6			DNS		0	-
DNS	11	Patrick FORMAN	Kawasaki	ZX6R 600	S6			DNS		0	-
DNS	75	Charlie BUNYAN	Yamaha	R6 600	S6			DNS		0	-

Margin of Victory	Avg. Speed	Best Lap Tm	Best Speed	Best Lap by
6.587	86.452	51.917	87.854	8 - Lewis ROLLO

Clerk of the Course.

Orbits

Sig : Time :
Chief Timekeeper : Ian Sharp (SMART Timing)

Results available at www.mylaps.com and www.smart-timing.co.uk



Race Results

KMSC National Motorcycle Racing AC

KMSC Superstock 600

Knockhill 1.267 miles

Race 11 - 1st Race

04/06/2016 15:30

Race (12 Laps) started at 16:10:51

Lap	Time of Day	Lap Tm	S1	S2	S3	SFSpd	S1Spd	Lap	Time of Day	Lap Tm	S1	S2	S3	SFSpd	S1Spd
(8) Lewis ROLLO								(21) Sean COOPER							
1	16:11:49.795	53.038	15.664	19.791	17.583	91.179	121.352	3	16:13:44.735	54.130	15.783	20.511	17.836	141.877	122.236
2	16:12:42.000	52.205	14.964	19.640	17.601	142.782	120.915	4	16:14:38.393	53.658	15.691	20.386	17.581	143.087	118.985
3	16:13:33.973	51.973	14.823	19.641	17.509	143.392	120.915	5	16:15:31.945	53.552	15.469	20.195	17.888	143.392	121.352
4	16:14:25.972	51.999	14.731	19.736	17.532	144.008	122.236	6	16:16:25.503	53.558	15.452	20.163	17.943	141.877	121.572
5	16:15:17.889	51.917	14.796	19.536	17.585	143.392	122.683	7	16:17:19.133	53.630	15.503	20.304	17.823	142.177	121.352
6	16:16:10.042	52.153	14.831	19.641	17.681	143.392	122.459	8	16:18:12.675	53.542	15.442	20.231	17.869	144.008	120.480
7	16:17:02.010	51.968	14.881	19.497	17.590	143.392	122.236	9	16:19:06.589	53.914	15.484	20.367	18.063	143.392	121.792
8	16:17:54.583	52.573	15.228	19.776	17.569	144.317	122.683	10	16:20:00.854	54.265	15.846	20.506	17.913	142.479	120.049
9	16:18:47.618	53.035	15.222	19.804	18.009	144.008	123.360	11	16:20:55.406	54.552	15.983	20.565	18.004	139.808	120.480
10	16:19:39.975	52.357	14.934	19.661	17.762	143.392	122.683	12	16:21:49.745	54.339	15.662	20.738	17.939	143.087	119.621
11	16:20:32.486	52.511	15.071	19.723	17.717	142.479	121.352	(81) Ryan WATSON							
12	16:21:24.825	52.339	14.870	19.834	17.635	142.479	121.572	1	16:11:50.681	53.911	16.006	20.207	17.698	94.785	123.133
(81) Ryan WATSON								(88) Graham PIRIE							
1	16:11:50.681	53.911	16.006	20.207	17.698	94.785	123.133	1	16:11:53.996	56.591	16.923	21.512	18.156	96.697	119.835
2	16:12:43.972	53.291	15.149	20.169	17.973	140.099	123.587	2	16:12:49.160	55.164	15.799	21.009	18.356	138.652	120.265
3	16:13:36.760	52.788	15.209	20.060	17.519	140.392	123.815	3	16:13:44.363	55.203	15.794	21.125	18.284	139.808	118.775
4	16:14:29.539	52.779	15.243	19.973	17.563	141.877	124.044	4	16:14:40.109	55.746	16.036	21.390	18.320	135.845	117.526
5	16:15:22.152	52.613	15.118	19.956	17.539	142.479	124.968	5	16:15:35.590	55.481	16.147	21.118	18.216	142.479	120.049
6	16:16:14.908	52.756	15.465	19.817	17.474	140.982	123.133	6	16:16:30.713	55.123	15.787	20.989	18.347	139.517	119.409
7	16:17:07.596	52.688	15.176	20.004	17.508	141.279	122.908	7	16:17:26.169	55.456	15.826	21.405	18.225	141.877	120.480
8	16:18:00.646	53.050	15.514	19.962	17.574	142.177	124.968	8	16:18:21.964	55.795	15.859	21.385	18.551	140.687	119.835
9	16:18:53.562	52.916	15.445	20.108	17.363	143.392	123.815	9	16:19:17.528	55.564	16.038	21.116	18.410	140.099	119.621
10	16:19:46.553	52.991	15.035	20.048	17.908	142.177	123.360	10	16:20:13.295	55.767	15.805	21.194	18.768	137.798	120.265
11	16:20:38.764	52.211	15.024	19.716	17.471	144.008	124.273	11	16:21:09.051	55.756	16.055	21.368	18.333	139.227	117.116
12	16:21:31.412	52.648	14.884	20.081	17.683	143.699	122.014	12	16:22:05.438	56.387	16.077	21.454	18.856	136.398	119.621
(49) Paul McCLUNG								(84) Kyle HARPER							
1	16:11:50.847	53.843	15.853	20.241	17.749	94.919	124.504	1	16:11:53.819	56.646	16.879	21.480	18.287	97.399	119.196
2	16:12:43.748	52.901	15.291	19.943	17.667	140.099	124.504	2	16:12:49.712	55.893	15.897	21.575	18.421	138.652	117.940
3	16:13:36.183	52.435	15.151	19.809	17.475	141.877	122.236	3	16:13:45.517	55.805	15.772	21.278	18.755	138.652	119.621
4	16:14:29.122	52.939	15.606	19.597	17.736	140.099	120.265	4	16:14:40.472	54.955	15.717	21.108	18.130	138.366	119.835
5	16:15:21.785	52.663	15.235	19.814	17.614	140.982	123.360	5	16:15:36.439	55.967	15.948	21.822	18.197	140.392	119.621
6	16:16:14.502	52.717	15.254	19.829	17.634	141.877	122.683	6	16:16:31.594	55.155	15.800	21.167	18.188	139.517	120.480
7	16:17:07.128	52.626	15.264	19.825	17.537	140.687	122.459	7	16:17:27.156	55.562	15.694	21.494	18.374	140.099	120.915
8	16:18:00.215	53.087	15.410	19.954	17.723	141.577	122.683	8	16:18:22.910	55.754	16.217	21.243	18.294	138.081	120.049
9	16:18:53.354	53.139	15.596	19.926	17.617	140.982	121.572	9	16:19:17.723	54.813	15.605	20.985	18.223	139.808	119.621
10	16:19:46.729	53.375	15.376	19.986	18.013	141.279	125.201	10	16:20:13.833	56.110	15.975	21.777	18.358	139.808	120.697
11	16:20:39.314	52.585	15.337	19.629	17.619	142.177	123.133	11	16:21:09.527	55.694	15.806	21.564	18.324	141.577	120.915
12	16:21:31.691	52.377	15.072	19.711	17.594	142.177	123.587	12	16:22:05.822	56.295	16.194	21.058	19.043	140.982	116.709
(45) Ewan GRAY								(26) Allan RENNIE							
1	16:11:51.100	54.195	16.464	19.902	17.829	94.651	118.565	1	16:11:54.550	56.825	16.840	21.546	18.439	98.254	119.409
2	16:12:44.526	53.426	15.250	19.942	18.234	141.279	123.815	2	16:12:50.237	55.687	15.970	21.215	18.502	135.298	118.775
3	16:13:37.089	52.563	15.081	19.903	17.579	141.279	120.697	3	16:13:45.845	55.608	15.738	21.512	18.358	134.754	118.985
4	16:14:29.945	52.856	15.214	19.923	17.719	140.982	120.915	4	16:14:41.064	55.219	15.829	21.114	18.276	135.025	118.985
5	16:15:22.465	52.520	14.948	19.990	17.582	140.099	122.683	5	16:15:36.401	55.337	15.642	21.234	18.461	133.680	120.480
6	16:16:16.151	52.686	15.332	19.984	17.370	145.570	119.409	6	16:16:31.124	54.723	15.585			138.081	118.356
7	16:17:07.845	52.694	15.237	19.876	17.581	142.177	121.572	7	16:17:26.632	55.508	15.685			136.121	119.409
8	16:18:00.862	53.017	15.194	20.201	17.622	142.479	122.908	8	16:18:22.439	55.807	15.647			140.392	117.116
9	16:18:54.498	53.636	15.498	20.467	17.671	138.366	122.014	9	16:19:18.587	56.148	16.356			136.121	119.409
10	16:19:47.447	52.949	15.124	20.105	17.720	138.366	120.697	10	16:20:13.749	55.162	15.542			136.954	120.480
11	16:20:39.845	52.398	14.931	19.917	17.550	139.517	122.908	11	16:21:09.442	55.693	15.671	21.488	18.534	140.982	117.321
12	16:21:33.845	54.000	15.071	20.465	18.464	138.939	122.014	12	16:22:05.926	56.484	16.254	21.307	18.923	140.099	118.985
(99) Callum GRIGOR								(28) Paul BOWERBANK							
1	16:11:51.889	54.589	16.252	20.401	17.936	93.465	120.480	1	16:11:55.374	57.343	17.025	21.747	18.571	93.595	121.352
2	16:12:45.052	53.163	15.217	20.077	17.869	140.982	121.133	2	16:12:50.740	55.366	15.822	21.044	18.500	141.577	123.133
3	16:13:37.890	52.838	15.102	19.987	17.749	142.177	121.133	3	16:13:46.579	55.839	16.085	21.228	18.526	138.366	121.792
4	16:14:30.707	52.817	15.157	19.934	17.726	142.479	121.133	4	16:14:41.745	55.166	15.920	20.889	18.357	139.227	121.133
5	16:15:23.331	52.624	15.006	19.890	17.728	142.177	121.792	5	16:15:36.893	55.148	15.810	21.129	18.209	136.954	122.683
6	16:16:16.176	52.845	15.171	20.000	17.674	142.177	122.014	6	16:16:31.946	55.053	15.741	21.068	18.244	139.227	120.915
7	16:17:08.948	52.772	15.228	19.941	17.603	141.877	120.915	(31) Torquill PATERSON							
8	16:18:02.050	53.102	15.115	20.074	17.913	141.877	121.572	1	16:11:55.942	56.757	16.904	21.719	18.134	109.474	118.985
9	16:18:56.499	54.449	15.319	21.028	18.102	142.177	119.621	2	16:12:50.605	54.663	15.684	20.805	18.174	140.392	122.683
10	16:19:50.210	53.711	15.361	20.357	17.993	141.877	121.133	(31) Torquill PATERSON							
11	16:20:43.923	53.713	15.385	20.392	17.936	140.687	120.697	1	16:11:55.942	56.757	16.904	21.719	18.134	109.474	118.985
12	16														

Race Results

KMSC National Motorcycle Racing AC

KMSC Superstock 600

Knockhill 1.267 miles

Race 11 - 1st Race

04/06/2016 15:30

Race (12 Laps) started at 16:10:51

Lap	Time of Day	Lap Tm	S1	S2	S3	SFSpd	S1Spd
7	16:17:26.881	54.935	15.705	20.861	18.369	141.877	124.735
8	16:18:22.825	55.944	15.696	21.048	19.200	138.939	123.587
9	16:19:18.134	55.309	15.882	21.150	18.277	139.517	124.504
10	16:20:13.632	55.498	15.669	20.924	18.905	144.317	123.587
11	16:21:09.813	56.181	15.940	21.856	18.385	142.479	119.621
12	16:22:06.557	56.744	16.155	21.564	19.025	140.687	120.265

(102) Greame KERR

1	16:11:55.923	57.920	17.352	21.701	18.867	95.595	113.935
2	16:12:52.059	56.136	16.335	21.168	18.633	137.516	115.305
3	16:13:47.625	55.566	15.732	21.179	18.655	137.798	114.910
4	16:14:42.877	55.252	15.857	20.992	18.403	137.798	115.305
5	16:15:38.145	55.268	15.822	21.023	18.423	136.121	116.304
6	16:16:33.562	55.417	15.875	20.918	18.624	136.954	114.714
7	16:17:29.386	55.824	15.869	21.397	18.558	137.798	114.910
8	16:18:25.002	55.616	15.907	21.019	18.690	137.516	116.304
9	16:19:20.696	55.694	15.957	21.058	18.679	135.025	115.703
10	16:20:16.698	56.002	16.091	21.043	18.868	134.754	113.549
11	16:21:12.903	56.205	16.261	21.183	18.761	135.571	115.305
12	16:22:09.006	56.103	16.020	21.130	18.953	132.886	114.518

(5) Kyle DUNCAN

1	16:11:55.227	57.318	17.058	21.570	18.690	98.833	119.621
2	16:12:51.572	56.345	16.353	21.493	18.499	143.087	119.409
3	16:13:47.222	55.650	15.814	21.331	18.505	142.479	119.409
4	16:14:44.130	56.908	16.763	21.621	18.524	144.008	117.940
5	16:15:40.038	55.908	15.878	21.426	18.604	139.227	119.621
6	16:16:36.096	56.058	15.901	21.443	18.714	142.177	118.565
7	16:17:32.477	56.381	16.273	21.515	18.593	135.298	113.549
8	16:18:28.523	56.046	15.816	21.556	18.674	140.982	118.775
9	16:19:24.505	55.982	15.798	21.541	18.643	141.279	118.356
10	16:20:20.430	55.925	15.747	21.324	18.854	140.687	118.775
11	16:21:16.426	55.996	15.745	21.461	18.790	141.577	119.409
12	16:22:13.742	57.316	16.289	21.809	19.218	138.939	115.305

(27) Andrew DONALD

1	16:11:57.284	59.022	17.399	22.904	18.719	103.561	114.714
2	16:12:54.243	56.959	16.226	22.331	18.402	143.699	116.709
3	16:13:50.867	56.624	16.024	21.993	18.607	142.782	116.506
4	16:14:47.391	56.524	16.115	21.873	18.536	141.577	118.147
5	16:15:44.314	56.923	16.176	22.102	18.645	140.099	118.147
6	16:16:41.228	56.914	16.104	22.044	18.766	139.517	116.709
7	16:17:38.207	56.979	15.952	22.375	18.652	140.687	118.775
8	16:18:34.784	56.577	16.094	21.842	18.641	138.939	116.912
9	16:19:31.360	56.576	16.117	21.838	18.621	139.808	118.775
10	16:20:27.874	56.514	16.188	21.809	18.517	142.177	117.321
11	16:21:24.545	56.671	16.240	21.880	18.551	134.484	116.103
12	16:22:22.029	57.484	16.353	22.213	18.918	136.121	116.709

(87) Steven ALLISON

1	16:11:59.258	1:00.407	18.248	22.995	19.164	92.690	111.474
2	16:12:57.159	57.901	16.472	22.477	18.952	132.102	117.116
3	16:13:55.458	58.299	16.889	22.329	19.081	123.587	116.912
4	16:14:52.722	57.264	16.462			125.201	115.107
5	16:15:50.170	57.448	16.190	22.267	18.991	131.842	116.709
6	16:16:47.690	57.520	16.501			128.068	113.357
7	16:17:44.644	56.954	16.416			126.618	112.976
8	16:18:41.767	57.123	16.355			128.068	115.703
9	16:19:38.872	57.105	16.251	21.799	19.055	130.814	115.107
10	16:20:36.249	57.377	16.615	21.743	19.019	131.070	110.556
11	16:21:33.819	57.570	16.810	22.072	18.688	130.560	115.703

(35) Kevin GILES

1	16:11:58.835	1:00.178	17.975	23.123	19.080	98.543	112.033
2	16:12:57.063	58.228	16.655	22.376	19.197	137.234	115.903
3	16:13:54.795	57.732	16.569	22.341	18.822	134.215	115.903
4	16:14:52.263	57.468	16.388	22.290	18.790	132.886	117.733
5	16:15:49.402	57.139	16.251	22.193	18.695	138.366	115.903
6	16:16:48.242	58.840	17.606	22.313	18.921	137.234	115.903
7	16:17:45.824	57.582	16.304	22.515	18.763	135.298	116.506
8	16:18:43.040	57.216	16.467	22.147	18.602	131.326	116.103
9	16:19:40.685	57.645	16.548	22.191	18.906	136.954	116.103
10	16:20:37.925	57.240	16.542	21.902	18.796	136.954	115.703
11	16:21:35.545	57.620	16.587	22.296	18.737	137.798	114.129

Lap	Time of Day	Lap Tm	S1	S2	S3	SFSpd	S1Spd
(184) Ryan GIBSON							
1	16:11:59.826	1:01.132	18.592	23.412	19.128	99.272	107.030
2	16:12:58.278	58.452	16.766	22.781	18.905	122.236	115.107
3	16:13:55.846	57.568	16.746	22.383	18.439	132.102	113.549
4	16:14:53.648	57.802	16.661	22.322	18.819	127.824	112.786
5	16:15:52.189	58.541	17.259	22.551	18.731	127.098	112.220
6	16:16:50.498	58.309	16.897	22.145	19.267	125.201	114.129
7	16:17:49.483	58.985	17.052	22.585	19.348	126.857	114.323
8	16:18:48.555	59.072	16.953	22.581	19.538	129.302	111.846
9	16:19:48.698	1:00.143	16.784	23.086	20.273	127.581	113.166
10	16:20:47.669	58.971	17.071	22.513	19.387	120.697	111.660
11	16:21:46.627	58.958	17.196	22.592	19.170	125.670	111.846

(12) Anthony JACKSON

1	16:11:58.874	1:00.514	18.078	23.059	19.377	99.272	108.764
2	16:12:56.531	57.657	16.438	22.187	19.032	135.298	117.321
3	16:13:57.483	1:00.952	18.758	22.894	19.300	137.798	107.544
4	16:14:56.432	58.949	16.767	22.639	19.543	128.313	115.703
5	16:15:55.546	59.114	16.767	22.746	19.601	131.326	116.103
6	16:16:54.288	58.742	16.466	22.732	19.544	132.362	116.103
7	16:17:53.161	58.873	16.832	22.777	19.264	132.886	115.107
8	16:18:52.604	59.443	17.061	22.773	19.609	128.313	110.012
9	16:19:52.884	1:00.280	17.577	23.164	19.539	129.802	103.561
10	16:20:53.140	1:00.256	17.279	23.295	19.682	126.857	112.033
11	16:21:53.187	1:00.047	17.224	22.964	19.859	125.670	116.506

(17) Roddy MacLEOD

1	16:12:02.204	1:02.850	19.068	23.964	19.818	95.595	108.588
2	16:13:01.352	59.148	16.865	22.793	19.490	131.584	115.305
3	16:14:01.043	59.691	16.987	23.139	19.565	129.302	113.935
4	16:15:01.130	1:00.087	17.504	23.229	19.354	132.102	106.520
5	16:16:00.630	59.500	16.964	23.179	19.357	133.150	112.786
6	16:17:00.261	59.631	16.929	23.036	19.666	129.802	110.374
7	16:17:58.691	58.430	16.614	22.696	19.120	132.102	112.597
8	16:18:57.633	58.942	16.843	22.715	19.384	130.560	112.408
9	16:19:55.946	58.313	16.794	22.339	19.180	132.624	111.474
10	16:20:54.637	58.691	16.452	22.690	19.549	131.070	112.408
11	16:21:53.287	58.650	16.401	22.847	19.402	132.886	113.166

(89) David MUNRO

1	16:12:02.418	1:02.670	18.912	23.964	19.794	97.117	103.402
2	16:13:01.663	59.245	16.962	22.79			

Race Results

KMSC National Motorcycle Racing AC

KMSC Superstock 600

Knockhill 1.267 miles

Race 11 - 1st Race

04/06/2016 15:30

Race (12 Laps) started at 16:10:51

Lap	Time of Day	Lap Tm	S1	S2	S3	SFSpd	S1Spd	Lap	Time of Day	Lap Tm	S1	S2	S3	SFSpd	S1Spd
8	16:19:00.946	1:01.138	17.557	23.289	20.292	127.098	113.935								
9	16:20:02.881	1:01.935	17.890	23.639	20.406	120.915	111.660								
10	16:21:04.602	1:01.721	17.625	23.618	20.478	120.915	107.030								
11	16:22:07.255	1:02.653	17.386	23.962	21.305	122.683	107.544								
(86) Russell WILL															
1	16:11:57.477	58.840	17.465	22.630	18.745	97.117	117.526								
2	16:12:53.460	55.983	16.204	21.329	18.450	138.939	118.147								
3	16:13:49.300	55.840	15.930	21.502	18.408	137.798	118.356								
4	16:14:45.106	55.806	16.191	21.351	18.264	136.954	117.940								
5	16:15:40.898	55.792	16.108	21.526	18.158	138.366	117.526								
6	16:16:36.058	55.160	15.949	21.060	18.151	138.939	119.621								
7	16:17:31.320	55.262	15.926	21.177	18.159	136.954	117.321								
8	16:18:26.846	55.526	16.049	21.108	18.369	138.081	117.733								
9	16:19:21.657	54.811	15.774	20.808	18.229	138.652	119.621								
10	16:20:16.649	54.992	15.773	21.002	18.217	136.954	120.049								
11	16:21:11.856	55.207	16.075	20.786	18.346	138.081	119.196								

Clerk of the Course.

Sig : Time :
Chief Timekeeper : Ian Sharp (SMART Timing)

Results available at www.mylaps.com and www.smart-timing.co.uk

Printed: 06/06/2016 18:47:43

Orbits



KMSC National Motorcycle Racing AC

Lapchart

KMSC Superstock 600

Knockhill 1.267 miles

Race 11 - 1st Race

04/06/2016 15:30

Race (12 Laps) started at 16:10:51

Competitors	Laps												
	0	1	2	3	4	5	6	7	8	9	10	11	12
Lewis ROLLO (8)	1	8	8	8	8	8	8	8	8	8	8	8	8
Ryan WATSON (81)	2	81	81	49	49	49	49	49	49	49	81	81	81
Ewan GRAY (45)	3	45	49	81	81	81	81	81	81	81	49	49	49
Paul McCLUNG (49)	4	49	45	45	45	45	45	45	45	45	45	45	45
Kyle HARPER (84)	5	84	99	99	99	99	99	99	99	99	99	99	99
Callum GRIGOR (99)	6	99	21	21	21	21	31	31	31	31	31	31	31
Sean COOPER (21)	7	21	84	88	88	31	21	21	21	21	21	21	21
Graham PIRIE (88)	8	88	88	84	31	88	88	88	88	88	88	88	88
Allan RENNIE (26)	9	26	26	26	84	84	26	26	26	26	84	28	26
Kyle DUNCAN (5)	10	5	5	31	26	26	84	84	28	28	28	26	84
Greame KERR (102)	11	102	28	28	28	28	28	84	84	26	84	28	28
Paul BOWERBANK (28)	12	28	102	5	5	102	102	102	102	102	86	86	102
Andrew DONALD (27)	13	27	31	102	102	5	5	86	86	86	86	102	102
Anthony JACKSON (12)	14	12	27	86	86	86	86	5	5	5	5	5	27
Russell WILL (86)	15	86	86	27	27	27	27	27	27	27	27	27	27
Kevin GILES (35)	16	35	35	12	35	35	35	87	87	87	87	87	87
Ryan GIBSON (184)	17	184	12	35	87	87	87	35	35	35	35	35	35
Steven ALLISON (87)	18	87	87	87	184	184	184	184	184	184	184	184	184
Torquil PATERSON (31)	19	31	184	184	12	12	12	12	12	12	12	12	12
Ashley ROBSON (79)	20	79	79	79	79	79	79	17	17	17	17	17	17
Roddy MacLEOD (17)	21	17	58	58	58	17	17	17	89	89	89	89	89
Barry STEWART (58)	22	58	17	17	17	89	89	89	79	79	58	58	58
David MUNRO (89)	23	89	89	89	89	58	58	58	58	79	79	79	79
-	24												
-	25												
-	26												

Margin of Victory	Avg. Speed	Best Lap Tm	Best Speed	Best Lap by
6.587	86.452	51.917	87.854	8 - Lewis ROLLO

Clerk of the Course.

Orbits

Sig : Time :
 Chief Timekeeper : Ian Sharp (SMART Timing)
 Results available at www.mylaps.com and www.smart-timing.co.uk



KMSC National Motorcycle Racing AC

KMSC Superstock 600

Knockhill 1.267 miles

Race 18 - 2nd Race

05/06/2016 11:00

Race (10 Laps) started at 10:52:24

POLE POSITION

3	2	1	1
49 Paul McCLUNG	81 Ryan WATSON	8 Lewis ROLLO	1
6	5	4	2
31 Torquil PATERSON	99 Callum GRIGOR	45 Ewan GRAY	2
9	8	7	3
84 Kyle HARPER	88 Graham PIRIE	21 Sean COOPER	3
12	11	10	4
102 Greame KERR	28 Paul BOWERBANK	26 Allan RENNIE	4
15	14	13	5
87 Steven ALLISON	27 Andrew DONALD	5 Kyle DUNCAN	5
18	17	16	6
12 Anthony JACKSON	184 Ryan GIBSON	35 Kevin GILES	6
21	20	19	7
58 Barry STEWART	89 David MUNRO	17 Roddy MacLEOD	7
24	23	22	8
4 Dan MacLEAN	86 Russell WILL	79 Ashley ROBSON	8
	26	25	9
	75 Charlie BUNYAN	11 Patrick FORMAN	9

Clerk of the Course.

Orbits

Sig : Time :
Chief Timekeeper : Ian Sharp (SMART Timing)

Results available at www.mylaps.com and www.smart-timing.co.uk



Race Results

KMSC National Motorcycle Racing AC

Sorted on Laps

KMSC 125's

Knockhill 1.267 miles

Race 12 - 2nd Race

04/06/2016 15:45

Race (10 Laps) started at 16:28:35

Pos	No.	Name	Make/Model	CC	Class	Laps	Total Tm	Diff	Best Tm	In Lap	Best Speed
1	9	Rishon HICKEY	Aprilia	RS125	F125	10	10:44.779		1:03.041	2	72.351
2	27	James McLAREN	Aprilia	RS125	F125	10	10:56.810	12.031	1:03.967	6	71.304
3	88	Lewis NICOL	Aprilia	RS125	F125	10	11:25.205	40.426	1:06.100	3	69.003
4	8	Cameron McPHERSON	Aprilia	RS125	F125	10	11:38.243	53.464	1:08.214	9	66.864
5	21	Marc GIBSON	Aprilia	RS125	F125	10	11:53.154	1:08.375	1:09.246	4	65.868
6	47	Joel BAVIDGE	Aprilia	RS125	F125	9	10:50.222	1 Lap	1:09.647	9	65.489
7	15	Finlay MILNE	Aprilia	RS125	F125	9	11:05.594	1 Lap	1:11.269	9	63.998
8	23	Keirin KELLAS	Aprilia	RS125	F125	9	11:25.490	1 Lap	1:13.320	8	62.208
9	16	Mia KELLAS	Aprilia	RS125	F125	8	11:37.307	2 Laps	1:24.045	1	54.270
Not classified											
DNS	44	Murray PATTISON	Aprilia	RS125	F125			DNS		0	-

Margin of Victory	Avg. Speed	Best Lap Tm	Best Speed	Best Lap by
12.031	70.739	1:03.041	72.351	9 - Rishon HICKEY

Clerk of the Course.

Orbits

Sig : Time :
Chief Timekeeper : Ian Sharp (SMART Timing)

Results available at www.mylaps.com and www.smart-timing.co.uk

Printed: 06/06/2016 18:40:20



KMSC National Motorcycle Racing AC

KMSC 125's

Knockhill 1.267 miles

Race 12 - 2nd Race

04/06/2016 15:45

Race (10 Laps) started at 16:28:35

Lap	Time of Day	Lap Tm	S1	S2	S3	SFSpd	S1Spd	Lap	Time of Day	Lap Tm	S1	S2	S3	SFSpd	S1Spd
(9) Rishon HICKEY															
1	16:29:46.521	1:04.968	20.132			68.060	83.260	2	16:31:12.957	1:13.825	21.299	27.450	25.076	87.266	69.614
2	16:30:49.562	1:03.041	18.618			99.125	83.054	3	16:32:26.782	1:13.825	21.499	28.052	24.274	86.927	69.977
3	16:31:53.163	1:03.601	18.761			99.272	83.467	4	16:33:39.935	1:13.153	21.274	27.437	24.442	87.153	72.627
4	16:32:56.691	1:03.528	18.638			99.419	84.200	5	16:34:52.504	1:12.569	21.161	27.314	24.094	87.952	71.089
5	16:34:00.367	1:03.676	18.806	23.751	21.119	99.714	82.341	6	16:36:04.231	1:11.727	21.014	27.003	23.710	88.183	72.236
6	16:35:03.728	1:03.361	18.794			99.863	82.039	7	16:37:17.294	1:13.063	20.824	27.299	24.940	87.952	72.549
7	16:36:07.309	1:03.581	18.830			100.310		8	16:38:29.382	1:12.088	21.010	27.196	23.882	87.608	72.470
8	16:37:12.006	1:04.697	19.486			99.272	85.596	9	16:39:40.651	1:11.269	20.638	26.743	23.888	89.002	72.864
9	16:38:16.197	1:04.191	18.997			98.979	82.645	(23) Keirin KELLAS							
10	16:39:19.836	1:03.639	18.856			99.272	83.157	1	16:30:01.404	1:17.179	22.586	28.901	25.692	65.986	68.828
(27) James McLAREN															
1	16:29:50.637	1:07.587	21.574			67.377	80.658	2	16:31:18.171	1:16.767	22.756	28.368	25.643	87.266	73.745
2	16:30:55.576	1:04.939	19.035			101.987		3	16:32:33.488	1:15.317	21.425	28.248	25.644	87.380	74.152
3	16:31:59.751	1:04.175	18.859			100.011		4	16:33:48.818	1:15.330	21.484	27.959	25.887	87.837	73.583
4	16:33:04.384	1:04.633	19.277			101.066		5	16:35:03.742	1:14.924	21.188	27.919	25.817	88.532	74.152
5	16:34:08.599	1:04.215	18.929			102.611		6	16:36:17.145	1:13.403	20.932	27.035	25.436	87.266	75.064
6	16:35:12.566	1:03.967	19.025			101.832	81.639	7	16:37:32.998	1:15.853	20.900	27.426	27.527	87.494	75.317
7	16:36:16.892	1:04.326	19.305			101.371	81.639	8	16:38:46.318	1:13.320	21.116	27.307	24.897	87.380	74.730
8	16:37:21.676	1:04.784	19.247			102.142	81.938	9	16:40:00.547	1:14.229	20.712	27.937	25.580	88.299	74.481
9	16:38:26.736	1:05.060	19.206			101.218		(16) Mia KELLAS							
10	16:39:31.867	1:05.131	19.230			101.371		1	16:30:07.372	1:24.045	25.148	31.801	27.096	61.285	71.620
(88) Lewis NICOL															
1	16:29:48.569	1:06.734	20.627	24.494	21.613	69.254	82.543	2	16:31:31.542	1:24.170	24.438	32.354	27.378	81.048	69.398
2	16:30:56.163	1:07.594	19.782	24.525	23.287	101.371	81.048	3	16:32:58.910	1:27.368	26.103	32.790	28.475	87.494	66.575
3	16:32:02.263	1:06.100	19.699	24.668	21.733	95.868	82.039	4	16:34:26.491	1:27.581	25.000	32.306	30.275	81.839	72.549
4	16:33:08.542	1:06.279	19.748	24.816	21.715	100.310	82.139	5	16:35:54.847	1:28.356	25.227	33.062	30.067	86.146	69.977
5	16:34:17.812	1:09.270	19.825	27.363	22.082	101.218	82.645	6	16:37:20.727	1:25.880	24.114	32.685	29.081	85.596	72.081
6	16:35:23.999	1:06.187	19.881	24.593	21.713	101.218	81.540	7	16:38:45.552	1:24.825	23.845	32.925	28.055	85.706	69.758
7	16:36:30.269	1:06.270	19.723	24.802	21.745	100.611	82.341	8	16:40:12.364	1:26.812	25.510	31.807	29.495	86.035	69.041
8	16:37:37.084	1:06.815	19.964	25.048	21.803	99.419	82.341								
9	16:38:44.993	1:07.909	19.873	25.427	22.609	100.011	82.139								
10	16:40:00.262	1:15.269	20.167	29.244	25.858	99.419	81.540								
(8) Cameron McPHERSON															
1	16:29:53.430	1:11.126	21.834			64.218	77.047	2	16:31:02.390	1:08.960	20.499			92.690	75.828
2	16:31:02.390	1:08.960	20.499			92.690	75.828	3	16:32:11.786	1:09.396	20.276	26.050	23.070	93.465	74.897
3	16:32:11.786	1:09.396	20.276	26.050	23.070	93.465	74.897	4	16:33:20.874	1:09.088	20.312	26.189	22.587	92.054	75.402
4	16:33:20.874	1:09.088	20.312	26.189	22.587	92.054	75.402	5	16:34:29.859	1:08.985	20.651	25.771	22.563	95.188	74.234
5	16:34:29.859	1:08.985	20.651	25.771	22.563	95.188	74.234	6	16:35:39.057	1:09.198	20.311			93.335	75.317
6	16:35:39.057	1:09.198	20.311			93.335	75.317	7	16:36:47.407	1:08.350	19.990	25.619	22.741	91.427	77.224
7	16:36:47.407	1:08.350	19.990	25.619	22.741	91.427	77.224	8	16:37:55.668	1:08.261	20.213			92.690	75.742
8	16:37:55.668	1:08.261	20.213			92.690	75.742	9	16:39:03.882	1:08.214	19.915	25.437	22.862	95.459	76.782
9	16:39:03.882	1:08.214	19.915	25.437	22.862	95.459	76.782	10	16:40:13.300	1:09.418	20.352			90.442	73.583
10	16:40:13.300	1:09.418	20.352			90.442	73.583								
(21) Marc GIBSON															
1	16:29:52.366	1:10.382	21.110	25.955	23.317	67.991	81.048	2	16:31:03.416	1:11.050	21.443	26.425	23.182	94.785	77.402
2	16:31:03.416	1:11.050	21.443	26.425	23.182	94.785	77.402	3	16:32:13.450	1:10.034	20.796	25.838	23.400	96.281	79.323
3	16:32:13.450	1:10.034	20.796	25.838	23.400	96.281	79.323	4	16:33:22.696	1:09.246	20.990	25.525	22.731	93.465	78.950
4	16:33:22.696	1:09.246	20.990	25.525	22.731	93.465	78.950	5	16:34:32.338	1:09.642	20.938	25.639	23.065	95.868	77.224
5	16:34:32.338	1:09.642	20.938	25.639	23.065	95.868	77.224	6	16:35:44.421	1:12.083	20.922	27.824	23.337	95.459	78.214
6	16:35:44.421	1:12.083	20.922	27.824	23.337	95.459	78.214	7	16:36:54.473	1:10.052	20.945			94.919	77.313
7	16:36:54.473	1:10.052	20.945			94.919	77.313	8	16:38:04.249	1:09.776	20.958	25.567	23.251	93.857	76.432
8	16:38:04.249	1:09.776	20.958	25.567	23.251	93.857	76.432	9	16:39:15.614	1:11.365	21.205	26.686	23.474	95.188	75.914
9	16:39:15.614	1:11.365	21.205	26.686	23.474	95.188	75.914	10	16:40:28.211	1:12.597	21.330	26.896	24.371	94.785	75.828
10	16:40:28.211	1:12.597	21.330	26.896	24.371	94.785	75.828								
(47) Joel BAVIDGE															
1	16:29:55.366	1:12.341	22.014	26.466	23.861	64.589	76.870	2	16:31:08.665	1:13.299	22.953	26.494	23.852	90.320	73.745
2	16:31:08.665	1:13.299	22.953	26.494	23.852	90.320	73.745	3	16:32:20.284	1:11.619	21.701	26.312	23.606	88.183	74.152
3	16:32:20.284	1:11.619	21.701	26.312	23.606	88.183	74.152	4	16:33:32.292	1:12.008	21.929	26.537	23.542	89.002	76.259
4	16:33:32.292	1:12.008	21.929	26.537	23.542	89.002	76.259	5	16:34:43.506	1:11.214	21.440	26.375	23.399	89.596	74.070
5	16:34:43.506	1:11.214	21.440	26.375	23.399	89.596	74.070	6	16:35:54.209	1:10.703	21.187	26.262	23.254	88.649	74.647
6	16:35:54.209	1:10.703	21.187	26.262	23.254	88.649	74.647	7	16:37:05.352	1:11.143	21.350	26.441	23.352	89.002	75.487
7	16:37:05.352	1:11.143	21.350	26.441	23.352	89.002	75.487	8	16:38:15.632	1:10.280	21.075	25.884	23.321	89.239	75.828
8	16:38:15.632	1:10.280	21.075	25.884	23.321	89.239	75.828	9	16:39:25.279	1:09.647	20.952	25.708	22.987	89.120	75.064
9	16:39:25.279	1:09.647	20.952	25.70											

Race Results

KMSC National Motorcycle Racing AC

Lapchart

KMSC 125's

Knockhill 1.267 miles

Race 12 - 2nd Race

04/06/2016 15:45

Race (10 Laps) started at 16:28:35

Competitors	Laps										
	0	1	2	3	4	5	6	7	8	9	10
Rishon HICKEY (9)	1	9	9	9	9	9	9	9	9	9	9
Lewis NICOL (88)	2	88	88	27	27	27	27	27	27	27	27
Marc GIBSON (21)	3	21	27	88	88	88	88	88	88	88	88
Cameron McPHERSON (8)	4	8	21	8	8	8	8	8	8	8	8
Joel BAVIDGE (47)	5	47	8	21	21	21	21	21	21	21	21
James McLAREN (27)	6	27	47	47	47	47	47	47	47	47	47
Mia KELLAS (16)	7	16	15	15	15	15	15	15	15	15	15
Finlay MILNE (15)	8	15	23	23	23	23	23	23	23	23	23
Keirin KELLAS (23)	9	23	16	16	16	16	16	16	16	16	16
-	10										

Margin of Victory	Avg. Speed	Best Lap Tm	Best Speed	Best Lap by
12.031	70.739	1:03.041	72.351	9 - Rishon HICKEY

Clerk of the Course.

Orbits

 Sig : Time :
 Chief Timekeeper : Ian Sharp (SMART Timing)

 Results available at www.mylaps.com and www.smart-timing.co.uk


KMSC National Motorcycle Racing AC

KMSC 125's

Knockhill 1.267 miles

Race 19 - 3rd Race

05/06/2016 11:15

Race (10 Laps) started at 11:10:37

POLE POSITION

3 88 Lewis NICOL	2 27 James McLAREN	1 9 Rishon HICKEY	1
6 47 Joel BAVIDGE	5 21 Marc GIBSON	4 8 Cameron McPHERSON	2
9 16 Mia KELLAS	8 23 Keirin KELLAS	7 15 Finlay MILNE	3
	11 149 James ALDERSON	10 44 Murray PATTISON	4

Clerk of the Course.

Orbits

Sig : Time :
Chief Timekeeper : Ian Sharp (SMART Timing)

Results available at www.mylaps.com and www.smart-timing.co.uk



Race Results

KMSC National Motorcycle Racing AC

Sorted on Laps

Novice Race

Knockhill 1.267 miles

Race 131- 1st Race

04/06/2016 16:00

Race (8 Laps) started at 16:45:45

Pos	No.	Name	Make/Model	CC	Class	Laps	Total Tm	Diff	Best Tm	In Lap	Best Speed
1	44	David PRENTICE	Yamaha	R1	C	8	7:30.459		54.033	2	84.413
2	22	Steven WATSON	Suzuki	GSXR750	C	8	7:31.008	0.549	55.298	6	82.482
3	45	Gary HOPKINS	Yamaha	R1M	C	8	7:45.533	15.074	56.045	2	81.383
4	35	Kevin GILES	Kawasaki	ZX6R 600	S6	8	7:48.938	18.479	57.211	2	79.724
5	17	Roddy MacLEOD	Suzuki	GSXR 600 K7	S6	8	8:01.070	30.611	58.238	7	78.318
6	41	Lukasz PIEC	Yamaha	R1	SB	8	8:01.115	30.656	57.658	2	79.106
7	58	Barry STEWART	Yamaha	R6 600	S6	8	8:01.147	30.688	58.379	4	78.129
8	6	Calum MacLEAN	Suzuki	GSXR1000	C	8	8:01.408	30.949	57.735	8	79.000
9	89	David MUNRO	Yamaha	R6 600	S6	8	8:02.455	31.996	58.965	8	77.353
10	82	Geraint JONES	Suzuki	GSXR1000	C	8	8:05.805	35.346	58.487	5	77.985
11	129	Martin HERRIOT	Yamaha	R6 600	PI6	8	8:06.259	35.800	59.006	7	77.299
12	14	Scott GORDON	Kawasaki	ER6	SL	8	8:06.996	36.537	58.927	5	77.402
13	73	Ray MALONEY	Kawasaki	ER6	SL	8	8:19.819	49.360	59.853	3	76.205
14	90	Dean CRAWFORD	Suzuki	SV650	SL	7	7:38.026	1 Lap	1:03.112	2	72.270
15	50	Finlay BAIN	Yamaha	R6 600	PI6	7	7:47.817	1 Lap	1:04.720	5	70.474
16	34	Charles MORRISON	Kawasaki	ZXR400	SL	7	8:10.372	1 Lap	1:07.671	4	67.401
17	888	Joe CAIRNEY	Honda	CBR6	PI6	7	8:33.733	1 Lap	1:10.628	2	64.579

Not classified

DNF	33	Scott LOGAN	Honda	CBR 600	PI6	5	5:10.065	DNF	59.507	5	76.648
-----	----	-------------	-------	---------	-----	---	----------	-----	--------	---	--------

Margin of Victory	Avg. Speed	Best Lap Tm	Best Speed	Best Lap by
0.549	81.003	54.033	84.413	44 - David PRENTICE

Clerk of the Course.

Orbits

Sig : Time :
Chief Timekeeper : Ian Sharp (SMART Timing)

Results available at www.mylaps.com and www.smart-timing.co.uk

Printed: 06/06/2016 18:50:12



Race Results

KMSC National Motorcycle Racing AC

Novice Race

Knockhill 1.267 miles

Race 131- 1st Race

04/06/2016 16:00

Race (8 Laps) started at 16:45:45

Lap	Time of Day	Lap Tm	S1	S2	S3	SFSpd	S1Spd	Lap	Time of Day	Lap Tm	S1	S2	S3	SFSpd	S1Spd
(44) David PRENTICE															
1	16:46:46.329	55.232	16.343	21.106	17.783	92.690	115.703	3	16:48:54.697	59.428	16.606	23.298	19.524	127.581	116.912
2	16:47:40.362	54.033	15.366	20.697	17.970	139.808	118.356	4	16:49:53.538	58.841	16.720	22.685	19.436	122.908	116.304
3	16:48:35.123	54.761	15.620	21.038	18.103	143.087	116.506	5	16:50:52.131	58.593	16.502	22.819	19.272	130.306	115.504
4	16:49:31.104	55.981	15.966	21.742	18.273	137.234	117.116	6	16:51:50.779	58.648	16.514	23.137	18.997	122.236	118.565
5	16:50:27.150	56.046	16.369	21.523	18.154	135.571	118.775	7	16:52:49.277	58.498	16.552	22.833	19.113	125.201	108.764
6	16:51:22.949	55.799	15.935	21.437	18.427	141.577	116.304	8	16:53:47.012	57.735	16.349	22.088	19.298	130.814	113.549
7	16:52:19.134	56.185	16.030	21.894	18.261	136.675	112.033	(89) David MUNRO							
8	16:53:16.063	56.929	16.165	22.161	18.603	132.624	114.518	1	16:46:53.356	1:01.166	18.228	23.377	19.561	86.257	114.518
(22) Steven WATSON															
1	16:46:47.937	56.978	16.816	21.771	18.391	95.188	116.709	2	16:47:52.759	59.403	17.141	23.240	19.022	127.824	116.103
2	16:47:43.372	55.435	15.848	21.338	18.249	138.939	119.196	3	16:48:52.334	59.575	17.284	23.308	18.983	127.824	112.597
3	16:48:38.843	55.471	15.631	21.556	18.284	140.099	119.196	4	16:49:51.796	59.462	17.424	22.619	19.419	127.098	113.549
4	16:49:34.202	55.359	15.590	21.504	18.265	141.577	118.985	5	16:50:50.847	59.051	17.092	22.874	19.085	127.581	115.504
5	16:50:29.550	55.348	15.773	21.357	18.218	140.099	120.265	6	16:51:50.079	59.232	16.789	23.401	19.042	135.025	110.922
6	16:51:24.848	55.298	15.595	21.411	18.292	142.479	116.304	7	16:52:49.094	59.015	17.204	22.522	19.289	128.559	109.832
7	16:52:20.651	55.803	16.273	21.166	18.364	133.415	117.940	8	16:53:48.059	58.965	17.018	22.842	19.105	126.618	115.107
8	16:53:16.612	55.961	15.626	21.514	18.821	142.782	118.565	(82) Geraint JONES							
(45) Gary HOPKINS															
1	16:46:48.696	57.330	16.879	21.860	18.591	91.303	119.835	1	16:46:55.037	1:02.403	19.028	23.619	19.756	84.946	102.768
2	16:47:44.741	56.045	15.923	21.359	18.763	134.754	124.044	2	16:47:54.362	59.325	16.491	23.482	19.352	134.754	119.409
3	16:48:41.365	56.624	16.223	21.786	18.615	129.802	119.835	3	16:48:54.440	1:00.078	16.802	23.699	19.577	122.908	117.940
4	16:49:38.274	56.909	16.402	21.821	18.686	131.584	120.480	4	16:49:53.145	58.705	16.650	22.663	19.392	130.306	123.360
5	16:50:37.442	59.168	16.253	23.814	19.101	131.584	121.792	5	16:50:51.632	58.487	16.550	22.782	19.155	132.886	117.321
6	16:51:35.192	57.750	16.561	22.148	19.041	126.380	118.775	6	16:51:52.241	1:00.609	16.578	24.222	19.809	130.814	119.835
7	16:52:32.458	57.266	16.516	21.918	18.832	129.302	115.107	7	16:52:51.015	58.774	16.485	22.688	19.601	132.362	120.049
8	16:53:31.137	58.679	16.387	22.906	19.386	126.857	122.683	8	16:53:51.409	1:00.394	16.505	23.804	20.085	130.306	120.049
(35) Kevin GILES															
1	16:46:49.979	58.429	17.642	22.106	18.681	82.240	115.504	(129) Martin HERRIOT							
2	16:47:47.190	57.211	16.363	22.108	18.740	136.675	115.903	1	16:46:55.688	1:02.956	19.267	23.618	20.071	95.731	101.218
3	16:48:44.683	57.493	16.662	22.155	18.676	130.560	112.976	2	16:47:55.704	1:00.016	17.081	23.024	19.911	132.102	109.653
4	16:49:42.093	57.410	16.402	22.289	18.719	131.842	115.903	3	16:48:55.311	59.607	17.379	22.853	19.375	129.802	111.290
5	16:50:40.380	58.287	16.471	22.384	19.432	134.754	117.116	4	16:49:54.326	59.015	17.243	22.314	19.458	127.824	109.296
6	16:51:38.393	58.013	16.681	22.439	18.893	137.234	115.903	5	16:50:53.696	59.370	17.479	22.633	19.258	123.360	108.238
7	16:52:36.199	57.806	16.567	22.213	19.026	134.215	115.305	6	16:51:53.484	59.788	16.992	22.612	20.184	132.102	106.183
8	16:53:34.542	58.343	16.599	22.726	19.018	134.754	116.506	7	16:52:52.490	59.006	17.119	22.582	19.305	130.814	106.351
(17) Roddy MacLEOD															
1	16:46:54.308	1:01.991	18.845	23.510	19.636	90.198	105.349	8	16:53:51.863	59.373	16.586	22.752	20.035	134.215	107.201
2	16:47:54.239	59.931	16.733	23.592	19.606	132.102	110.922	(14) Scott GORDON							
3	16:48:53.410	59.171	16.628	23.381	19.162	130.306	112.976	1	16:46:56.522	1:04.047	19.163	24.287	20.597	86.257	98.398
4	16:49:52.152	58.742	16.772	22.602	19.368	133.415	112.976	2	16:47:56.484	59.962	17.269	22.724	19.969	117.733	99.419
5	16:50:50.594	58.442	16.445	22.754	19.243	131.070	113.357	3	16:48:56.340	59.856	17.186	22.829	19.841	118.565	100.762
6	16:51:49.423	58.829	16.892	22.684	19.253	135.571	113.166	4	16:49:55.514	59.174	17.163	22.278	19.733	120.915	100.161
7	16:52:47.661	58.238	16.597	22.386	19.255	136.398	112.597	5	16:50:54.441	58.927	17.087	22.111	19.729	120.697	99.714
8	16:53:46.674	59.013	16.847	22.725	19.441	131.584	107.544	6	16:51:54.084	59.643	16.994	22.059	20.590	118.775	99.863
(41) Lukasz PIEC															
1	16:46:52.060	59.788	17.623	23.191	18.974	91.677	109.653	7	16:52:53.289	59.205	17.154	22.207	19.844	114.518	99.272
2	16:47:49.718	57.658	16.624	22.403	18.631	124.504	112.033	8	16:53:52.600	59.311	16.903		119.835	99.125	
3	16:48:47.510	57.792	16.592	22.490	18.710	128.559	109.118	(73) Ray MALONEY							
4	16:49:45.409	57.899	16.506	22.723	18.670	128.313	110.739	1	16:46:57.078	1:04.396	19.553	24.780	20.063	85.815	94.120
5	16:50:43.461	58.052	16.649	22.482	18.921	130.560	107.030	2	16:47:57.664	1:00.586	17.792	22.904	19.890	115.504	98.688
6	16:51:45.217	1:01.756	19.496	23.219	19.041	128.559	105.349	3	16:48:57.517	59.853	17.503	22.689	19.661	117.733	101.218
7	16:52:46.153	1:00.936	17.557	22.990	20.389	118.565	103.721	4	16:49:58.310	1:00.793	18.111	22.638	20.044	116.103	99.863
8	16:53:46.719	1:00.566	17.120	23.130	20.316	110.556	108.064	5	16:50:59.082	1:00.772	17.380	22.991	20.401	120.049	100.460
(58) Barry STEWART															
1	16:46:53.161	1:01.179	17.931	23.534	19.714	90.442	111.474	6	16:51:59.672	1:00.590	17.167	23.279	20.144	118.565	101.218
2	16:47:53.871	1:00.710	16.907	24.110	19.693	135.571	112.786	7	16:53:01.317	1:01.645	17.441	23.493	20.711	119.409	101.218
3	16:48:53.057	59.186	16.534	23.413	19.239	132.362	115.703	8	16:54:05.423	1:04.106	18.848	23.569	21.689	101.371	96.697
4	16:49:51.436	58.379	16.642	22.301	19.436	132.362	112.220	(90) Dean CRAWFORD							
5	16:50:50.374	58.938	16.747	22.831	19.360	133.947	112.220	1	16:47:01.181	1:07.260	20.842	24.611	21.807	92.054	101.218
6	16:51:48.967	58.593	16.430	22.358	19.805	135.025	115.504	2	16:48:04.293	1:03.112	18.657	23.706	20.749	120.915	100.762
7	16:52:47.484	58.517	16.495	22.197	19.825	132.362	114.714	3	16:49:08.443	1:04.150	19.134	23.975	21.041	117.940	100.762
8	16:53:46.751	59.267	16.537			132.886	112.597	4	16:50:11.683	1:03.240	18.637	23.794	20.809	118.565	100.611
(6) Calum MacLEAN															
1	16:46:56.026	1:03.017	19.393	24.026	19.598	84.518	101.066	5	16:51:14.874	1:03.191	18.443	23.849	20.899	119.835	100.914
2	16:47:55.269	59.243	16.622	22.927	19.694	123.133	119.835	6	16:52:19.254	1:04.380	18.806	24.579	20.995	118.565	99.419
								7	16:53:23.630	1:04.376	19.474	23.933	20.969	119.621	98.398
(50) Finlay BAIN															
1	16:47:01.403	1:07.862	19.850	25.650	22.362	94.651	101.832	(90) Dean CRAWFORD							
2	16:48:07.601	1:06.198	19.060	25.364	21.774	107.0									

Race Results

KMSC National Motorcycle Racing AC

Novice Race

Knockhill 1.267 miles

Race 131- 1st Race

04/06/2016 16:00

Race (8 Laps) started at 16:45:45

Lap	Time of Day	Lap Tm	S1	S2	S3	SFSpd	S1Spd	Lap	Time of Day	Lap Tm	S1	S2	S3	SFSpd	S1Spd
(34) Charles MORRISON															
1	16:47:04.260	1:10.041	21.094	25.969	22.978	79.323	88.649								
2	16:48:12.149	1:07.889	19.297	25.616	22.976	104.692	88.416								
3	16:49:20.322	1:08.173	19.807	25.415	22.951	102.298	87.837								
4	16:50:27.993	1:07.671	19.206	25.719	22.746	104.529	88.416								
5	16:51:36.986	1:08.993	19.830	26.094	23.069	102.298	88.767								
6	16:52:45.392	1:08.406	19.430	25.824	23.152	104.204	87.608								
7	16:53:55.976	1:10.584	19.455	26.144	24.985	103.721	87.722								
(888) Joe CAIRNEY															
1	16:47:06.368	1:11.771	21.407	27.412	22.952	75.233	84.839								
2	16:48:16.996	1:10.623	20.462	27.063	23.103	103.721	95.188								
3	16:49:29.261	1:12.265	20.940	28.109	23.216	99.272	92.947								
4	16:50:41.890	1:12.629	21.865	27.507	23.257	97.540	92.435								
5	16:51:55.625	1:13.735	21.909	28.087	23.739	100.460	93.595								
6	16:53:07.274	1:11.649	21.254	27.311	23.084	95.595	94.785								
7	16:54:19.337	1:12.063	20.950	27.818	23.295	105.020	93.857								
(33) Scott LOGAN															
1	16:46:54.015	1:01.804	18.644	23.419	19.741	87.266	111.474								
2	16:47:55.290	1:01.275	17.501	23.732	20.042	127.581	112.408								
3	16:48:56.470	1:01.180	17.253	23.752	20.175	125.905	111.290								
4	16:49:56.162	59.692	17.314	22.831	19.547	127.098	110.012								
5	16:50:55.669	59.507	17.294			124.735	110.193								

Clerk of the Course.

Orbits

Sig : Time :
 Chief Timekeeper : Ian Sharp (SMART Timing)
 Results available at www.mylaps.com and www.smart-timing.co.uk



MSMC National Motorcycle Racing AC

Lapchart

Novice Race

Knockhill 1.267 miles

Race 131- 1st Race

04/06/2016 16:00

Race (8 Laps) started at 16:45:45

Competitors	Laps									
	0	1	2	3	4	5	6	7	8	
Steven WATSON (22)	1	22	44	44	44	44	44	44	44	44
David PRENTICE (44)	2	44	22	22	22	22	22	22	22	22
Gary HOPKINS (45)	3	45	45	45	45	45	45	45	45	45
Kevin GILES (35)	4	35	35	35	35	35	35	35	35	35
Barry STEWART (58)	5	58	41	41	41	41	41	41	41	17
David MUNRO (89)	6	89	58	89	89	58	58	58	58	41
Scott LOGAN (33)	7	33	89	58	58	89	17	17	17	58
Lukasz PIEC (41)	8	41	33	17	17	17	89	89	89	6
Roddy MacLEOD (17)	9	17	17	82	82	82	82	6	6	89
Scott GORDON (14)	10	14	82	6	6	6	6	82	82	82
Geraint JONES (82)	11	82	129	33	129	129	129	129	129	129
Ray MALONEY (73)	12	73	6	129	14	14	14	14	14	14
Martin HERRIOT (129)	13	129	14	14	33	33	33	73	73	73
Calum MacLEAN (6)	14	6	73	73	73	73	73	90	90	
Finlay BAIN (50)	15	50	90	90	90	90	90	50	50	
Dean CRAWFORD (90)	16	90	50	50	50	50	50	34	34	
Charles MORRISON (34)	17	34	34	34	34	34	34	888	888	
Joe CAIRNEY (888)	18	888	888	888	888	888	888	888	888	

Margin of Victory	Avg. Speed	Best Lap Tm	Best Speed	Best Lap by
0.549	81.003	54.033	84.413	44 - David PRENTICE

Clerk of the Course.

Orbits

Sig : Time :
 Chief Timekeeper : Ian Sharp (SMART Timing)
 Results available at www.mylaps.com and www.smart-timing.co.uk



Qualifying Results

KMSC National Motorcycle Racing AC

Sorted on best lap time

Scottish Championship Lightweights

Knockhill 1.267 miles

Warm Up

05/06/2016 08:30

Practice (10:00 Time) started at 8:36:15

Pos	No.	Name	Make/Model	CC	Class	Laps	Best Tm	Diff	Best Speed	2nd Best
1	142	Marc IRONSIDE	Kawasaki	ER6	SL	7	57.011		80.004	57.819
2	119	Kristopher DUNCAN	Kawasaki	ER6	SL	4	57.799	0.788	78.913	59.487
3	11	Lewis PATERSON	Suzuki	SV650	SL	8	59.020	2.009	77.280	59.492
4	66	Grant REID	Kawasaki	ER6	SL	8	1:00.066	3.055	75.935	1:00.100
5	2	Robert WOODWARD	Suzuki	SV650	SL	8	1:01.101	4.090	74.648	1:01.410
6	24	Alex REID	Suzuki	650	SL	7	1:01.256	4.245	74.460	1:03.236
7	14	Scott GORDON	Kawasaki	ER6	SL	7	1:01.383	4.372	74.305	1:03.865
8	800	Gordon CLARK	Kawasaki	ZXR400	SL	5	1:01.896	4.885	73.690	1:05.795
9	15	Keith DICKIE	Kawasaki	ER6	SL	4	1:02.792	5.781	72.638	1:03.136
10	149	James ALDERSON	Honda	Moto 3	SL	7	1:02.929	5.918	72.480	1:04.309
11	73	Ray MALONEY	Kawasaki	ER6	SL	7	1:04.033	7.022	71.230	1:05.397
12	71	Neil McCLURE	Suzuki	SV650	SL	7	1:04.533	7.522	70.678	1:05.466
13	112	Gordon MILLAR	Suzuki	SV650	SL	7	1:04.746	7.735	70.446	1:04.845
14	25	Jim PURVIS	Yamaha	FZR400	SL	7	1:05.322	8.311	69.825	1:06.448
15	29	Eric UTTERSON	Suzuki	SV650	SL	7	1:05.508	8.497	69.626	1:06.133
16	162	Patrick POLLARD	Suzuki	SV650	SL	5	1:05.926	8.915	69.185	1:06.644
17	77	Steven CRICHTON	Suzuki	SV650	SL	6	1:06.605	9.594	68.480	1:07.355
18	17	Michael CRITCHELL	Suzuki	SV650	SL	7	1:06.939	9.928	68.138	1:06.976
19	74	Christine WATSON	Suzuki	SV650	SL	7	1:07.234	10.223	67.839	1:07.902
20	55	Tom ROBINSON	Aprilia	RRV 450	SL	4	1:07.671	10.660	67.401	1:10.507
21	90	Dean CRAWFORD	Suzuki	SV650	SL	7	1:08.438	11.427	66.646	1:08.913
22	16	Gerry KEIRNAN	Suzuki	SV650	SL	4	1:14.577	17.566	61.159	1:15.895
23	189	Gary CRAIG	Suzuki	SV650	SL				-	

Clerk of the Course.

Orbits

Sig : Time :
Chief Timekeeper : Ian Sharp (SMART Timing)

Results available at www.mylaps.com and www.smart-timing.co.uk

Printed: 06/06/2016 20:44:04



Qualifying Results

KMSC National Motorcycle Racing AC

Scottish Championship Lightweights

Knockhill 1.267 miles

Warm Up

05/06/2016 08:30

Practice (10:00 Time) started at 8:36:15

Lap	Time of Day	Lap Tm	S1	S2	S3	SFSpd	S1Spd
(142) Marc IRONSIDE							
1	8:37:57.617	1:21.403	25.784	30.993	24.626	36.651	94.518
2	8:39:05.178	1:07.561	20.944	25.265	21.352	105.184	105.184
3	8:40:06.931	1:01.753	17.678	23.986	20.089	123.360	109.118
4	8:41:06.262	59.331	17.098	22.720	19.513	126.857	108.941
5	8:42:04.758	58.496	16.921	22.170	19.405	128.068	107.717
6	8:43:02.577	57.819	16.961	21.715	19.143	124.968	109.296
7	8:43:59.588	57.011	16.454	21.496	19.061	127.581	107.717
(119) Kristopher DUNCAN							
1	8:41:33.842	1:03.540	19.740	23.802	19.998	56.110	106.520
2	8:42:34.036	1:00.194	16.523	24.086	19.585	128.559	112.220
3	8:43:33.523	59.487	17.055	22.079	20.353	127.824	110.374
4	8:44:31.322	57.799	16.762	21.831	19.206	128.805	110.922
(11) Lewis PATERSON							
1	8:37:46.727	1:20.353	25.705	30.200	24.448	38.479	85.487
2	8:38:54.519	1:07.792	19.325	26.219	22.248	117.526	97.824
3	8:39:58.616	1:04.097	18.350	24.248	21.499	121.792	101.832
4	8:41:00.758	1:02.142	18.037	23.460	20.645	120.915	
5	8:42:01.346	1:00.588	17.565	22.795	20.228	122.908	103.721
6	8:43:02.254	1:00.908	17.197	23.289	20.422	123.133	103.242
7	8:44:01.274	59.020	16.770	22.295	19.955	123.587	
8	8:45:00.766	59.492	16.896	22.341	20.255	120.697	106.183
(66) Grant REID							
1	8:37:46.567	1:19.187	24.965	30.209	24.013	45.870	90.320
2	8:38:49.730	1:03.163	17.958	24.256	20.949	123.133	110.012
3	8:39:51.872	1:02.142	17.841	23.921	20.380	123.360	110.374
4	8:40:53.725	1:01.853	17.535	23.756	20.562	126.142	110.012
5	8:41:54.978	1:01.253	17.429	23.614	20.210	126.857	110.012
6	8:42:55.806	1:00.828	17.588	23.218	20.022	122.459	109.118
7	8:43:55.872	1:00.066	16.989	23.215	19.862	129.053	110.374
8	8:44:55.972	1:00.100	17.415	22.829	19.856	127.098	111.290
(2) Robert WOODWARD							
1	8:37:37.313	1:14.605	22.739	29.084	22.782	49.271	95.868
2	8:38:42.838	1:05.525	18.444	25.733	21.348	115.504	97.682
3	8:39:45.524	1:02.686	17.573	24.435	20.678	117.321	99.125
4	8:40:46.625	1:01.101	17.188	23.633	20.280	117.526	100.011
5	8:41:49.094	1:02.469	17.297	24.173	20.999	118.147	100.460
6	8:42:50.611	1:01.517	17.203	23.672	20.642	118.147	100.762
7	8:43:52.207	1:01.596	17.136	24.255	20.205	118.775	97.540
8	8:44:53.617	1:01.410	16.927	22.829	21.654	118.565	100.914
(24) Alex REID							
1	8:37:47.928	1:22.141	26.139	31.090	24.912	40.894	79.323
2	8:38:55.967	1:08.039	19.131	26.324	22.584	115.504	99.272
3	8:40:01.658	1:05.691	18.588	25.504	21.599	117.321	100.611
4	8:41:06.177	1:04.519	18.431	24.880	21.208	117.940	99.714
5	8:42:09.413	1:03.236	18.166	23.968	21.102	117.526	
6	8:43:12.906	1:03.493	17.845	24.721	20.927	118.565	100.161
7	8:44:14.162	1:01.256	17.451	23.415	20.390	118.775	101.066
(14) Scott GORDON							
1	8:38:04.702	1:24.276	26.217	31.183	26.876	36.021	79.700
2	8:39:19.316	1:14.614	21.410	30.084	23.120	91.179	76.345
3	8:40:25.608	1:06.292	19.463	25.167	21.662	104.529	94.518
4	8:41:31.019	1:05.411	18.507	25.389	21.515	112.786	95.459
5	8:42:35.743	1:04.724	18.398	25.452	20.874	115.305	96.697
6	8:43:39.608	1:03.865	17.991	24.553	21.321	114.129	95.731
7	8:44:40.991	1:01.383	17.420	23.595	20.368	114.518	95.323
(800) Gordon CLARK							
1	8:37:57.820	1:26.044	27.100	33.206	25.738	38.858	78.123
2	8:39:11.738	1:13.918	22.221	29.586	22.111	92.562	86.590
3	8:40:17.533	1:05.795	18.102	25.662	22.031	118.565	104.366
4	8:41:23.407	1:05.874	18.039	25.958	21.877	117.526	105.848
5	8:42:25.303	1:01.896	17.297	23.991	20.608	123.133	105.184
(15) Keith DICKIE							
1	8:38:10.524	1:07.678	21.331	25.364	20.983	41.968	
2	8:39:18.148	1:07.624	17.656	28.140	21.828	126.618	107.717

Lap	Time of Day	Lap Tm	S1	S2	S3	SFSpd	S1Spd
3	8:40:21.284	1:03.136	18.283	24.158	20.695	126.618	111.846
4	8:41:24.076	1:02.792	17.899	23.593	21.300	120.265	110.739
(149) James ALDERSON							
1	8:37:56.213	1:21.082	25.329	31.195	24.558	34.169	93.857
2	8:39:05.352	1:09.139	19.942	26.497	22.700	105.020	100.914
3	8:40:11.149	1:05.797	18.818	25.471	21.508	114.910	98.979
4	8:41:16.170	1:05.021	19.052	24.859	21.110	115.504	98.398
5	8:42:20.479	1:04.309	18.805	24.567	20.937	114.518	99.863
6	8:43:25.081	1:04.602	19.316	24.311	20.975	111.474	98.254
7	8:44:28.010	1:02.929	18.417	23.765	20.747	115.703	98.398
(73) Ray MALONEY							
1	8:37:51.067	1:25.818	29.012	30.741	26.065	36.531	83.260
2	8:39:06.137	1:15.070	21.211	29.628	24.231	99.272	87.266
3	8:40:16.633	1:10.496	20.164	27.809	22.523	106.859	97.117
4	8:41:24.353	1:07.720	19.256	25.987	22.477	111.474	94.785
5	8:42:29.760	1:05.407	19.657	24.532	21.218	111.474	98.543
6	8:43:33.793	1:04.033	18.274	24.718	21.041	112.408	96.976
7	8:44:39.190	1:05.397	18.436	25.330	21.631	112.976	98.979
(71) Neil McCLURE							
1	8:37:50.426	1:19.580	25.367	30.643	23.570	42.153	85.487
2	8:39:00.058	1:09.632	20.075	27.435	22.122	106.351	96.558
3	8:40:09.857	1:09.799	20.210	27.365	22.224	109.296	96.143
4	8:41:15.989	1:06.132	19.359	25.283	21.490	113.549	96.836
5	8:42:21.600	1:05.611	18.816	25.683	21.112	116.709	98.543
6	8:43:27.066	1:05.466	18.834	25.460	21.172	117.940	97.257
7	8:44:31.599	1:04.533	18.999	24.504	21.030	112.786	99.863
(112) Gordon MILLAR							
1	8:37:55.630	1:23.323	25.880	31.380	26.063	40.696	91.802
2	8:39:06.243	1:10.613	20.416	27.305	22.892	103.402	96.836
3	8:40:16.215	1:09.972	19.564	27.679	22.729	113.166	100.310
4	8:41:24.066	1:07.851	18.678	26.344	22.829	113.357	99.419
5	8:42:28.911	1:04.845	18.464	25.002	21.379	115.107	100.011
6	8:43:33.657	1:04.746	18.359	24.959	21.428	114.714	100.914
7	8:44:38.616	1:04.959	18.239	25.293	21.427	116.103	100.611
(25) Jim PURVIS							
1	8:37:50.546	1:26.697	27.792	32.742	26.163	39.452	80.755
2	8:39:05.434	1:14.888	21.306	29.630	23.952	98.398	90.077
3	8:40:15.978	1:10.544	19.926	27.687	22.931	105.349	99.566
4	8:41:23.771	1:07.793	18.602	26.326	22.865	118.985	100.161
5	8:42:33.387	1:09.616	20.445	26.489	22.682	108.764	93.988
6	8:43:39.835	1:06.448	18.617	25.533	22.988	114.323	96.143
7	8:44:45.157	1:05.322	18.479	25.002	21.841	109.296	100.161
(29) Eric UTTERSON							
1	8:37:57.463	1:27.473	26.375	35.376	25.722	40.281	77.671
2	8:39:11.477	1:14.014	22.176	29.565	22.273	102.142	85.162
3	8:40:20.546	1:09.069	19.322	27.561	22.186	111.290	98.688
4	8:41:28.182	1:07.636	18.711	26.242	22.683	112.408	98.111
5	8:42:33.690	1:05.508	18.445	25.507	21.556	116.103	102.768
6	8:43:40.052	1:06.362	18.770	25.703	21.889	109.296	98.398
7	8:44:46.185	1:06.133	18.774	26.087	21.272	102.454	103.242
(162) Patrick POLLARD							
1	8:39:18.657	2:49.718					
2	8:41:40.460	2:21.803					
3	8:42:48.493	1:08.033					
4	8:43:54.419	1:05.926					
5	8:45:01.063	1:06.644					
(77) Steven CRICHTON							
1	8:37:57.007	1:25.660	26.630	33.057	25.973	38.216	78.305
2	8:39:13.329	1:16.322	23.375	29.904	23.043	95.868	86.479
3	8:40:23.299	1:09.970	19.983	27.132	22.855	109.118	101.371
4	8:41:30.654	1:07.355	19.216	26.119	22.020	111.660	101.678
5	8:42:38.287	1:07.633	19.369	26.065	22.199	112.976	94.651
6	8:43:44.892	1:06.605	18.933	25.833	21.839	116.912	100.310
(17) Michael CRITCHHELL </							

Qualifying Results

KMSC National Motorcycle Racing AC

Scottish Championship Lightweights

Knockhill 1.267 miles

Warm Up

05/06/2016 08:30

Practice (10:00 Time) started at 8:36:15

Lap	Time of Day	Lap Tm	S1	S2	S3	SFSpd	S1Spd	Lap	Time of Day	Lap Tm	S1	S2	S3	SFSpd	S1Spd
2	8:39:16.378	1:15.459	20.633	30.885	23.941	114.518	99.863								
3	8:40:24.678	1:08.300	19.806	25.953	22.541	115.305	101.218								
4	8:41:31.654	1:06.976	18.854	25.940	22.182	120.265	104.043								
5	8:42:38.593	1:06.939	19.035	26.211	21.693	121.133	101.678								
6	8:43:46.315	1:07.722	19.662	26.193	21.867	111.846	101.371								
7	8:44:53.370	1:07.055	18.583	26.421	22.051	120.480									

(74) Christine WATSON

1	8:37:56.213	1:28.150	27.380	33.737	27.033	47.259	80.853
2	8:39:10.214	1:14.001	22.081	28.571	23.349	99.272	88.416
3	8:40:20.824	1:10.610	19.993	27.462	23.155	110.374	94.651
4	8:41:29.816	1:08.992	20.452	26.223	22.317	102.926	94.518
5	8:42:38.237	1:08.421	19.207	26.420	22.794	112.408	97.540
6	8:43:45.471	1:07.234	19.521	25.848	21.865	112.220	97.824
7	8:44:53.373	1:07.902	19.198	26.179	22.525	114.129	96.836

(55) Tom ROBINSON

1	8:37:58.028	1:24.245	25.869	33.098	25.278	41.272	83.054
2	8:39:10.064	1:12.036	21.312	28.053	22.671	94.651	85.706
3	8:40:17.735	1:07.671	18.354	26.661	22.656	114.323	94.385
4	8:41:28.242	1:10.507	19.909	27.141	23.457	99.272	85.270

(90) Dean CRAWFORD

1	8:37:56.231	1:31.435	30.387	33.426	27.622	35.886	80.658
2	8:39:16.506	1:20.275	24.066	31.558	24.651	90.809	80.272
3	8:40:30.956	1:14.450	22.246	28.121	24.083	103.721	91.055
4	8:41:41.833	1:10.877	21.326	26.691	22.860	99.125	96.697
5	8:42:50.746	1:08.913	20.453	26.271	22.189	110.012	96.697
6	8:43:59.184	1:08.438	20.199	26.059	22.180	107.717	94.252
7	8:45:10.217	1:11.033	22.910	26.638	21.485	108.588	85.379

(16) Gerry KEIRNAN

1	8:38:01.833	1:28.897	27.139	34.337	27.421	42.798	77.491
2	8:39:21.316	1:19.483	21.927	32.207	25.349	93.205	86.702
3	8:40:37.211	1:15.895	21.697	29.105	25.093	102.454	85.054
4	8:41:51.788	1:14.577	21.481	28.153	24.943	90.809	82.341

Clerk of the Course.

Sig : Time :
Chief Timekeeper : Ian Sharp (SMART Timing)

Results available at www.mylaps.com and www.smart-timing.co.uk

Printed: 06/06/2016 20:44:22

Orbits



Qualifying Results

KMSC National Motorcycle Racing AC

Sorted on best lap time

National Pre-Injection 600

Knockhill 1.267 miles

Warm Up

05/06/2016 08:45

Practice (10:00 Time) started at 8:49:48

Pos	No.	Name	Make/Model	CC	Class	Laps	Best Tm	Diff	Best Speed	2nd Best
1	91	Lewis SHAND	Yamaha	R6 600	Pl6	8	55.898		81.597	56.259
2	47	Steven HADDOW	Yamaha	R6 600	Pl6	8	56.480	0.582	80.756	56.673
3	41	Kieran MURRAY	Kawasaki	ZX6 600	Pl6	7	56.990	1.092	80.033	58.012
4	26	Alan McGREGOR	Yamaha	R6	Pl6	8	57.216	1.318	79.717	58.837
5	48	David McCAFFERTY	Yamaha	R6 600	Pl6	8	57.722	1.824	79.018	58.129
6	89	Alex BASS	Yamaha	R6 600	Pl6	5	58.614	2.716	77.816	59.833
7	6	James WILKEN	Yamaha	R6 600	Pl6	5	59.265	3.367	76.961	1:00.480
8	33	Scott LOGAN	Honda	CBR 600	Pl6	5	59.429	3.531	76.749	59.536
9	23	Andrew CUTHBERT	Kawasaki	ZXR 600	Pl6	8	59.731	3.833	76.361	59.864
10	123	Graham BLACKIE	Honda	CBR600	Pl6	8	1:02.325	6.427	73.182	1:02.909
11	118	Craig MOFFAT	Yamaha	R6 600	Pl6	7	1:03.133	7.235	72.246	1:04.017
12	117	Joe HENDRIE	Yamaha	R6 600	Pl6	7	1:03.179	7.281	72.193	1:03.828
13	113	Alan JACKSON	Honda	CBR 600	Pl6	5	1:04.010	8.112	71.256	1:04.295
14	129	Martin HERRIOT	Yamaha	R6 600	Pl6	4	1:04.832	8.934	70.352	1:07.055
15	79	Jimmy ROTHERY	Yamaha	R6 600	Pl6	5	1:04.937	9.039	70.239	1:05.875
16	50	Finlay BAIN	Yamaha	R6 600	Pl6	7	1:06.720	10.822	68.362	1:08.426
17	73	Fraser CAMERON	Yamaha	R6 600	Pl6	5	1:07.488	11.590	67.584	1:07.913
18	60	Douglas BROWN	Yamaha	R6 600	Pl6	2	1:09.779	13.881	65.365	1:15.663
19	888	Joe CAIRNEY	Honda	CBR6	Pl6	6	1:15.317	19.419	60.559	1:15.368

Clerk of the Course.

Orbits

Sig : Time :
Chief Timekeeper : Ian Sharp (SMART Timing)

Results available at www.mylaps.com and www.smart-timing.co.uk

Printed: 06/06/2016 20:36:38



Qualifying Results

KMSC National Motorcycle Racing AC

National Pre-Injection 600

Knockhill 1.267 miles

Warm Up

05/06/2016 08:45

Practice (10:00 Time) started at 8:49:48

Lap	Time of Day	Lap Tm	S1	S2	S3	SFSpd	S1Spd	Lap	Time of Day	Lap Tm	S1	S2	S3	SFSpd	S1Spd
(91) Lewis SHAND								(123) Graham BLACKIE							
1	8:51:01.123	1:08.161	21.100	25.415	21.646	51.781	112.976	3	8:53:04.475	1:01.373	18.038	23.307	20.028	106.689	111.474
2	8:52:02.793	1:01.670	18.482	23.352	19.836	113.549	116.506	4	8:54:05.898	1:01.423	18.494	22.937	19.992	122.908	100.762
3	8:53:01.248	58.455	17.271	22.197	18.987	130.053	115.903	5	8:55:05.629	59.731	17.093	22.778	19.860	122.908	112.033
4	8:53:58.971	57.723	16.388	22.013	19.322	136.398	116.912	6	8:56:18.524	1:12.895	16.770	32.797	23.328	124.273	113.166
5	8:54:54.869	55.898	16.221	21.287	18.390	137.798	117.940	7	8:57:18.603	1:00.079	17.338	22.859	19.882	119.409	113.357
6	8:55:53.895	59.026	15.876	22.580	20.570	138.939	117.116	8	8:58:18.467	59.864	17.018	22.674	20.172	128.559	112.220
7	8:56:50.553	56.658	15.934	21.987	18.737	137.234	117.321	(118) Craig MOFFAT							
8	8:57:46.812	56.259	16.053	21.542	18.664	136.954	117.733	1	8:51:18.019	1:14.611	24.241	27.790	22.580	42.074	92.181
(47) Steven HADDOW								2	8:52:20.405	1:07.201	19.480	25.913	21.808	105.349	108.064
1	8:51:00.559	1:08.510	20.680	25.549	22.281	52.305	108.238	3	8:53:25.866	1:05.461	18.677	25.404	21.380	121.792	95.188
2	8:52:00.204	59.645	17.238	22.644	19.763	131.842	114.323	4	8:54:28.922	1:03.056	17.887	24.318	20.851	120.915	106.015
3	8:52:58.429	58.225	16.336	22.426	19.463	133.947	114.714	5	8:55:32.130	1:03.208	17.438	25.075	20.695	125.201	106.689
4	8:53:57.527	59.098	16.539	23.466	19.093	133.947	115.107	6	8:56:35.399	1:03.269	17.444	24.100	21.725	123.815	106.859
5	8:54:54.478	56.951	16.161	21.389	19.401	135.571	117.321	7	8:57:37.724	1:02.325	17.664	24.069	20.592	118.775	107.544
6	8:55:54.213	59.735	16.194	22.359	21.182	134.215	115.305	8	8:58:40.633	1:02.909	17.569	24.805	20.535	124.735	107.030
7	8:56:50.886	56.673	16.043	21.807	18.823	135.298	117.116	(117) Joe HENDRIE							
8	8:57:47.366	56.480	16.074	21.416	18.990	136.675	117.321	1	8:51:16.597	1:14.393	23.247	28.121	23.025	41.170	85.487
(41) Kieran MURRAY								2	8:52:24.296	1:06.277	19.165	25.674	21.438	123.133	99.419
1	8:51:11.453	1:09.850	21.195	26.060	22.595	38.791	108.941	3	8:53:31.116	1:06.820	18.354	26.170	22.296	122.236	102.454
2	8:52:15.756	1:04.303	19.159	24.329	20.815	128.559	104.692	4	8:54:35.179	1:04.063	18.016	24.542	21.505	124.504	106.859
3	8:53:16.287	1:00.531	17.429	22.978	20.124	129.302	114.129	5	8:55:39.499	1:04.320	18.373	24.917	21.030	126.857	104.692
4	8:54:14.759	58.472	16.646	22.074	19.752	135.845	114.714	6	8:56:42.632	1:03.133	18.121	23.569	21.443	121.133	109.296
5	8:55:12.771	58.012	16.439	22.166	19.407	132.102	115.107	7	8:57:46.649	1:04.017	18.138	25.422	20.457	125.905	107.717
6	8:56:12.452	59.681	16.216	23.432	20.033	136.121	112.976	(113) Alan JACKSON							
7	8:57:09.442	56.990	16.105	21.802	19.083	135.571	113.742	1	8:51:13.993	1:15.470	23.699	28.850	22.921	42.473	100.914
(26) Alan MCGREGOR								2	8:52:23.054	1:08.061	19.672	26.341	22.048	110.922	104.043
1	8:51:11.925	1:18.217	23.788	29.893	24.536	49.857	77.761	3	8:53:28.352	1:06.298	18.898	25.611	21.789	121.792	100.762
2	8:52:16.490	1:04.565	19.244	25.254	20.067	103.242	99.125	4	8:54:32.647	1:04.295	17.874	24.894	21.527	126.857	107.030
3	8:53:17.056	1:00.566	17.218	23.540	19.808	132.102	110.556	5	8:55:36.657	1:04.010	18.049	24.746	21.215	123.815	107.544
4	8:54:15.893	58.837	16.877	22.647	19.313	126.380	112.786	(129) Martin HERRIOT							
5	8:55:16.720	1:00.827	16.782	23.994	20.051	129.053	117.733	1	8:51:17.258	1:17.662	25.368	29.386	22.908	45.130	85.162
6	8:56:19.011	1:02.291	16.926	23.766	21.599	124.735	111.290	2	8:52:25.624	1:08.366	20.607	26.003	21.756	108.764	98.543
7	8:57:18.809	59.798	16.867	23.257	19.674	124.968	115.504	3	8:53:32.679	1:07.055	19.425	26.056	21.574	120.915	102.454
8	8:58:16.025	57.216	16.204	22.025	18.987	133.680	117.733	4	8:54:37.511	1:04.832	18.758	25.321	20.753	124.968	96.697
(48) David McCAFFERTY								(79) Jimmy ROTHERY							
1	8:51:11.293	1:13.123	22.785	27.301	23.037	43.633	104.043	1	8:51:12.889	1:16.558	23.943	29.131	23.484	40.040	103.721
2	8:52:15.592	1:04.299	18.934	24.537	20.828	127.339	112.976	2	8:52:21.710	1:08.821	19.833	26.776	22.212	108.764	103.402
3	8:53:16.733	1:01.141	17.736	23.370	20.035	128.559	115.504	3	8:53:28.159	1:06.449	18.795	25.565	22.089	116.912	106.689
4	8:54:15.545	58.812	16.912	22.517	19.383	136.121	116.709	4	8:54:34.034	1:05.875	18.914	25.262	21.699	112.976	109.296
5	8:55:16.368	1:00.823	16.487	24.205	20.131	131.584	118.356	5	8:55:38.971	1:04.937	18.750	24.844	21.343	114.518	107.890
6	8:56:18.582	1:02.214	16.908	23.618	21.688	132.102	117.733	(50) Finlay BAIN							
7	8:57:16.711	58.129	16.688	22.141	19.300	130.306	117.940	1	8:51:07.988	1:16.551	23.843	28.700	24.008	51.423	80.272
8	8:58:14.433	57.722	16.435	22.051	19.236	136.398	117.733	2	8:52:20.093	1:12.105	20.272	28.056	23.777	106.859	89.596
(89) Alex BASS								3	8:53:31.124	1:11.031	20.342	27.642	23.047	110.374	89.239
1	8:51:01.555	1:07.410	20.877	25.442	21.091	51.110	110.556	4	8:54:40.393	1:09.269	19.821	26.593	22.855	111.846	93.726
2	8:52:03.657	1:02.102	18.176	23.979	19.947	130.814	108.064	5	8:55:48.819	1:08.426	19.317	26.273	22.836	114.910	97.117
3	8:53:04.772	1:01.115	18.058	23.059	19.998	135.025	117.321	6	8:56:57.356	1:08.537	19.367	26.951	22.219	111.290	101.371
4	8:54:04.605	59.833	17.648	22.802	19.383	134.215	114.323	7	8:58:04.076	1:06.720	18.559	26.027	22.134	115.703	100.611
5	8:55:03.219	58.614	16.884	22.561	19.169	135.571	117.526	(73) Fraser CAMERON							
(6) James WILKEN								1	8:51:20.691	1:16.267	24.054	28.637	23.576	41.424	92.181
1	8:51:00.829	1:08.148	20.738	25.480	21.930	52.143	109.832	2	8:52:30.541	1:09.850	20.311	27.075	22.464	97.682	97.824
2	8:52:02.290	1:01.461	17.834	23.686	19.941	117.116	105.515	3	8:53:38.454	1:07.913	19.039	26.061	22.813	114.518	101.987
3	8:53:02.770	1:00.480	17.569	23.118	19.793	119.621	112.597	4	8:54:46.845	1:08.391	19.712	26.568	22.111	90.809	98.111
4	8:54:03.408	1:00.638	17.610	22.997	20.031	117.321	112.597	5	8:55:54.333	1:07.488	19.065	26.444	21.979	119.196	94.651
5	8:55:02.673	59.265	16.896	22.650	19.719	126.142	112.597	(60) Douglas BROWN							
(33) Scott LOGAN								1	8:51:10.394	1:15.663	22.980	28.862	23.821	44.619	98.543
1	8:51:10.984	1:15.403	22.704	29.534	23.165	47.832	88.416	2	8:52:20.173	1:09.779	20.089	26.470	23.220	120.915	108.588
2	8:52:20.124	1:09.140	19.925	26.375	22.840	115.703	105.681	(23) Andrew CUTHBERT							
3	8:53:20.885	1:00.761	18.051	23.024	19.686	121.572	110.012	1	8:51:00.226	1:09.959	21.092	26.686	22.181	56.679	
4	8:54:20.421	59.536	17.083	22.771	19.682	127.824	111.105	2	8:52:03.102	1:02.876	18.208	24.272	20.396	116.304	104.692
5	8:55:19.850	59.429	16.952	22.715	19.762	129.053	108.941	(23) Andrew CUTHBERT							

Clerk of the Course.

Sig : Time :
Chief Timekeeper : Ian Sharp (SMART Timing)

Results available at www.mylaps.com and www.smart-timing.co.uk

Printed: 06/06/2016 20:37:01

Orbits





Qualifying Results

KMSC National Motorcycle Racing AC

National Pre-Injection 600

Knockhill 1.267 miles

Warm Up

05/06/2016 08:45

Practice (10:00 Time) started at 8:49:48

Lap	Time of Day	Lap Tm	S1	S2	S3	SFSpd	S1Spd	Lap	Time of Day	Lap Tm	S1	S2	S3	SFSpd	S1Spd
<i>(888) Joe CAIRNEY</i>															
1	8:51:25.692	1:25.059	27.014	32.547	25.498	37.386	85.162								
2	8:52:46.011	1:20.319	23.494	31.561	25.264	96.558	86.814								
3	8:54:04.197	1:18.186	22.301	31.123	24.762	95.595	91.055								
4	8:55:21.416	1:17.219	22.309	29.708	25.202	92.562	90.442								
5	8:56:36.784	1:15.368	21.315	29.383	24.670	97.540	90.686								
6	8:57:52.101	1:15.317	21.040	29.769	24.508	99.125	91.928								

Clerk of the Course.

Orbits

Sig : Time :
 Chief Timekeeper : Ian Sharp (SMART Timing)
 Results available at www.mylaps.com and www.smart-timing.co.uk



Qualifying Results

KMSC National Motorcycle Racing AC

Sorted on best lap time

KMSC Open Post Classics / Classics

Knockhill 1.267 miles

Warm Up

05/06/2016 09:00

Practice (10:00 Time) started at 9:00:24

Pos	No.	Name	Make/Model	CC	Class	Laps	Best Tm	Diff	Best Speed	2nd Best
1	51	Neil MUNRO	Honda	CBR500	PC	6	1:02.848		72.573	1:02.884
2	12	Dan JAMES	Ducati	620	PC	6	1:03.125	0.277	72.255	1:04.502
3	48	Allan BROOKBANKS	Honda	CB500	PC	4	1:04.275	1.427	70.962	1:05.457
4	111	Jimmy SHANKS	Honda	CB500	PC	4	1:04.923	2.075	70.254	1:05.129
5	8	Colin TWEDDIE	Honda	CB500	PC	7	1:06.082	3.234	69.022	1:06.491
6	20	Michael JAMIESON	Kawasaki	ZXR400	SL	7	1:07.081	4.233	67.994	1:07.776
7	333	Peter DOLAN	Honda	CB500	PC	7	1:07.185	4.337	67.889	1:07.346
8	117	Lianne MAYHEW	Kawasaki	ZX6R 400	SL	7	1:07.277	4.429	67.796	1:08.359
9	22	Ian RUSSELL	Honda	NSR250	PC	7	1:07.308	4.460	67.764	1:07.848
10	44	Martin CURRAH	Honda	CB500	PC	4	1:07.502	4.654	67.570	1:08.212
11	99	Martin BARRON	Honda	CB500	PC	7	1:07.590	4.742	67.482	1:07.668
12	34	Charles MORRISON	Kawasaki	ZXR400	SL	7	1:09.691	6.843	65.447	1:10.613
13	118	Rod WALKER	Kawasaki	ZXR400	SL	5	1:10.760	7.912	64.459	1:13.658
14	125	Andrew KIRKWOOD	Honda	CB500	PC	4	1:12.960	10.112	62.515	1:13.402
15	194	Robyn LINDSAY	Kawasaki	ZXR400	SL	6	1:14.434	11.586	61.277	1:14.497

Clerk of the Course.

Orbits

Sig : Time :
Chief Timekeeper : Ian Sharp (SMART Timing)

Results available at www.mylaps.com and www.smart-timing.co.uk

Printed: 06/06/2016 18:28:18



Qualifying Results

KMSC National Motorcycle Racing AC

KMSC Open Post Classics / Classics

Knockhill 1.267 miles

Warm Up

05/06/2016 09:00

Practice (10:00 Time) started at 9:00:24

Lap	Time of Day	Lap Tm	S1	S2	S3	SFSpd	S1Spd
(51) Neil MUNRO							
1	9:01:47.722	1:16.798	25.773	27.873	23.152	41.322	80.755
2	9:02:54.575	1:06.853	19.844	25.264	21.745	100.011	88.068
3	9:03:58.072	1:03.497	18.626	23.794	21.077	103.721	96.697
4	9:05:00.920	1:02.848	18.009	23.538	21.301	119.835	99.714
5	9:06:03.804	1:02.884	18.250	23.741	20.893	119.409	98.833
6	9:07:06.725	1:02.921	18.340	23.595	20.986	117.321	99.272

Lap	Time of Day	Lap Tm	S1	S2	S3	SFSpd	S1Spd
(12) Dan JAMES							
1	9:01:49.703	1:15.326	25.054	27.838	22.434	44.918	86.927
2	9:02:56.851	1:07.148	19.963	24.963	22.222	108.588	92.054
3	9:04:01.353	1:04.502	18.832	24.099	21.571	108.413	93.726
4	9:05:06.026	1:04.673	19.112	24.293	21.268	110.012	92.818
5	9:06:11.280	1:05.254	18.425	25.309	21.520	110.556	93.857
6	9:07:14.405	1:03.125	18.030	23.749	21.346	109.653	94.651

Lap	Time of Day	Lap Tm	S1	S2	S3	SFSpd	S1Spd
(48) Allan BROOKBANKS							
1	9:01:47.560	1:17.940	25.861	28.376	23.703	43.184	73.502
2	9:02:55.125	1:07.565	19.548	25.365	22.652	103.402	86.479
3	9:04:00.582	1:05.457	19.297	24.326	21.834	104.692	88.416
4	9:05:04.857	1:04.275	18.785	23.935	21.555	106.520	90.442

Lap	Time of Day	Lap Tm	S1	S2	S3	SFSpd	S1Spd
(111) Jimmy SHANKS							
1	9:01:46.740	1:16.579	25.956	26.862	23.761	44.828	86.702
2	9:02:54.354	1:07.614	19.589	25.209	22.816	101.371	86.927
3	9:03:59.483	1:05.129	19.605	24.008	21.516	101.371	89.239
4	9:05:04.406	1:04.923	19.274	24.133	21.516	104.366	89.477

Lap	Time of Day	Lap Tm	S1	S2	S3	SFSpd	S1Spd
(8) Colin TWEDDIE							
1	9:01:48.639	1:15.569	24.561	28.025	22.983	41.070	
2	9:02:59.297	1:10.658	20.838	26.674	23.146	103.242	
3	9:04:06.669	1:07.372	19.649	25.187	22.536	99.566	
4	9:05:12.751	1:06.082	18.974	25.234	21.874	103.721	
5	9:06:19.242	1:06.491	18.933	25.275	22.283	105.184	
6	9:07:27.440	1:08.198	18.925	25.699	23.574	100.310	89.477
7	9:08:35.123	1:07.683	20.407	24.704	22.572	100.011	

Lap	Time of Day	Lap Tm	S1	S2	S3	SFSpd	S1Spd
(20) Michael JAMIESON							
1	9:01:53.672	1:21.079	26.211	30.311	24.557	40.795	71.773
2	9:03:03.475	1:09.803	19.589	27.126	23.088	110.556	83.780
3	9:04:12.409	1:08.934	19.203	26.924	22.807	113.549	88.416
4	9:05:20.570	1:08.161	18.978	26.518	22.665	114.518	88.532
5	9:06:30.118	1:09.548	18.750	26.548	24.250	114.910	89.836
6	9:07:37.894	1:07.776	19.111	26.401	22.264	111.660	86.590
7	9:08:44.975	1:07.081	18.244	26.483	22.354	111.660	88.416

Lap	Time of Day	Lap Tm	S1	S2	S3	SFSpd	S1Spd
(333) Peter DOLAN							
1	9:01:46.926	1:19.252	27.301	27.799	24.152	34.771	77.671
2	9:02:56.948	1:10.022	21.175	26.114	22.733	90.198	88.183
3	9:04:04.627	1:07.679	19.811	25.356	22.512	101.987	88.299
4	9:05:11.812	1:07.185	19.509	25.373	22.303	102.611	87.608
5	9:06:19.158	1:07.346	19.260	25.518	22.568	101.371	86.146
6	9:07:27.806	1:08.648	19.415	26.226	23.007	101.832	88.416
7	9:08:38.784	1:10.978	20.431	27.111	23.436	102.142	85.815

Lap	Time of Day	Lap Tm	S1	S2	S3	SFSpd	S1Spd
(117) Lianne MAYHEW							
1	9:02:08.338	1:16.663	24.360	28.605	23.698	44.978	82.039
2	9:03:17.272	1:08.934	20.381	25.968	22.585	105.184	92.054
3	9:04:26.644	1:09.372	20.375	26.731	22.266	107.544	83.571
4	9:05:36.247	1:09.603	19.252	26.928	23.423	110.922	93.465
5	9:06:43.524	1:07.277	19.465	25.430	22.382	105.184	92.054
6	9:07:51.883	1:08.359	19.645	25.618	23.096	109.118	93.335
7	9:09:00.518	1:08.635	19.753	25.924	22.958	103.242	91.179

Lap	Time of Day	Lap Tm	S1	S2	S3	SFSpd	S1Spd
(22) Ian RUSSELL							
1	9:01:54.648	1:27.564	28.666	32.001	26.897	36.511	68.407
2	9:03:10.220	1:15.572	23.001	28.688	23.883	83.054	
3	9:04:19.515	1:09.295	20.694	25.992	22.609	102.454	91.303
4	9:05:28.412	1:08.897	20.194	25.593	23.110	103.882	91.055
5	9:06:36.333	1:07.921	20.404	25.199	22.318	104.529	86.927
6	9:07:44.181	1:07.848	20.620	25.251	21.977	104.856	89.120
7	9:08:51.489	1:07.308	20.360	25.042	21.906	105.515	90.198

Lap	Time of Day	Lap Tm	S1	S2	S3	SFSpd	S1Spd
(44) Martin CURRAH							
1	9:01:55.012	1:22.712	26.813	31.109	24.790	42.446	71.850
2	9:03:12.500	1:17.488	22.942	29.991	24.555	91.303	77.851
3	9:04:20.712	1:08.212	19.763	26.553	21.896	93.988	90.564
4	9:05:28.214	1:07.502	19.344	26.135	22.023	106.520	89.002

Lap	Time of Day	Lap Tm	S1	S2	S3	SFSpd	S1Spd
(99) Martin BARRON							
1	9:01:48.162	1:19.140	26.206	28.352	24.582	41.145	76.345
2	9:02:59.333	1:11.171	20.746	26.667	23.758	103.882	85.162
3	9:04:08.190	1:08.857	20.337	25.954	22.566	102.142	88.532
4	9:05:15.780	1:07.590	19.508	25.563	22.519	109.296	90.442
5	9:06:23.787	1:08.007	19.682	25.875	22.450	106.183	89.120
6	9:07:37.708	1:13.921	21.871	28.211	23.839	105.681	57.554
7	9:08:45.376	1:07.668	20.211	25.636	21.821	85.706	89.596

Lap	Time of Day	Lap Tm	S1	S2	S3	SFSpd	S1Spd
(34) Charles MORRISON							
1	9:01:55.457	1:23.864	26.348	31.693	25.823	40.281	78.397
2	9:03:11.981	1:16.524	22.263	29.430	24.831	91.802	80.561
3	9:04:25.079	1:13.098	20.611	28.433	24.054	101.678	86.702
4	9:05:36.353	1:11.274	20.140	27.106	24.028	101.371	84.412
5	9:06:48.056	1:11.703	20.239	27.045	24.419	102.768	86.035
6	9:07:57.747	1:09.691	20.048	26.542	23.101	97.824	84.839
7	9:09:08.360	1:10.613	19.334	27.631	23.648	102.611	87.952

Lap	Time of Day	Lap Tm	S1	S2	S3	SFSpd	S1Spd
(118) Rod WALKER							
1	9:03:38.931	1:27.702	28.125	32.400	27.177	37.386	80.081
2	9:04:57.094	1:18.163	22.922	29.848	25.393	98.254	86.368
3	9:06:13.935	1:16.841	23.309	28.828	24.704	101.678	82.341
4	9:07:27.593	1:13.658	21.708	27.797	24.153	102.298	85.925
5	9:08:38.353	1:10.760	20.693	26.524	23.543	103.242	85.054

Lap	Time of Day	Lap Tm	S1	S2	S3	SFSpd	S1Spd
(125) Andrew KIRKWOOD							
1	9:01:54.091	1:25.586	28.070	31.999	25.517	41.120	67.310
2	9:03:09.939	1:15.848	21.976	28.284	25.588	93.988	84.200
3	9:04:23.341	1:13.402	20.891	29.077	23.434	96.005	83.675
4	9:05:36.301	1:12.960	21.012	27.498	24.450	98.398	84.412

Lap	Time of Day	Lap Tm	S1	S2	S3	SFSpd	S1Spd
(194) Robyn LINDSAY							
1	9:01:56.958	1:21.078	26.004	29.374	25.700	39.267	77.761
2	9:03:15.688	1:18.730	24.338	28.896	25.496	93.726	78.857
3	9:04:31.035	1:15.347	21.603	28.548	25.196	95.731	81.048
4	9:05:45.717	1:14.682	21.474	28.264	24.944	95.188	81.244
5	9:07:00.214	1:14.497	21.279				

Qualifying Results

KMSC National Motorcycle Racing AC

Sorted on best lap time

Scottish Championship Superbikes & KMSC Clubman

Knockhill 1.267 miles

Warm Up

05/06/2016 09:15

Practice (10:00 Time) started at 9:13:11

Pos	No.	Name	Make/Model	CC	Class	Laps	Best Tm	Diff	Best Speed	2nd Best
1	34	John DEAN	Suzuki	GSXR1000K9	SB	9	52.775		86.425	52.934
2	79	Bruce BIRNIE	BMW	S1000RR	SB	8	52.888	0.113	86.241	53.528
3	179	Andrew TASKER	Kawasaki	ZX10R	SB	7	53.095	0.320	85.904	53.169
4	119	Kristopher DUNCAN	Kawasaki	ZX10	SB	6	53.242	0.467	85.667	54.673
5	12	William MONIE	Kawasaki	ZX10R	SB	5	53.830	1.055	84.731	53.888
6	3	Adrian CLARK	Kawasaki	ZX10R	SB	5	54.591	1.816	83.550	55.705
7	31	Torquil PATERSON	MV Agusta		SB	6	54.864	2.089	83.135	55.124
8	33	Graeme BODEL	BMW	S1000RR	C	5	55.738	2.963	81.831	56.077
9	55	Donald MacFADYEN	BMW	S1000RR	SB	3	55.750	2.975	81.813	56.678
10	63	Kenny PATERSON	BMW	S1000RR	C	4	56.108	3.333	81.291	57.081
11	4	Daniel MacLEAN	Kawasaki	ZX10R	C	6	56.239	3.464	81.102	56.356
12	67	Des BURNS	Kawasaki	ZX10R	C	4	56.595	3.820	80.592	56.949
13	69	Rodney SCOTT	BMW	S1000RR	C	3	56.984	4.209	80.042	59.383
14	11	Richard HUGHES	BMW	S1000RR	C	6	57.028	4.253	79.980	57.033
15	45	Gary HOPKINS	Yamaha	R1M	C	7	57.733	4.958	79.003	57.937
16	37	Steven PATTERSON	Yamaha	YZF R1	C	8	58.130	5.355	78.464	58.629
17	82	Geraint JONES	Suzuki	GSXR1000	C	5	59.695	6.920	76.407	1:00.609
18	122	David SUDES	Suzuki	GSXR 1000	C	5	59.780	7.005	76.298	1:00.954
19	6	Calum MacLEAN	Suzuki	GSXR1000	C	8	1:00.253	7.478	75.699	1:00.303
20	54	Gordon DUNCAN	Ducati	Panigale 899	C	3	1:01.793	9.018	73.812	1:01.837
21	41	Lukasz PIEC	Yamaha	R1	SB	6	1:03.305	10.530	72.049	1:04.722
22	36	Graham PATTERSON	Kawasaki	ZX10R	C	6	1:03.417	10.642	71.922	1:05.134

Clerk of the Course.

Orbits

Sig : Time :
Chief Timekeeper : Ian Sharp (SMART Timing)

Results available at www.mylaps.com and www.smart-timing.co.uk

Printed: 06/06/2016 20:50:02



Qualifying Results

KMSC National Motorcycle Racing AC

Scottish Championship Superbikes & KMSC Clubman

Knockhill 1.267 miles

Warm Up

05/06/2016 09:15

Practice (10:00 Time) started at 9:13:11

Lap	Time of Day	Lap Tm	S1	S2	S3	SFSpd	S1Spd
(34) John DEAN							
1	9:14:14.735	59.209	18.974	21.902	18.333	52.799	121.572
2	9:15:08.969	54.234	15.562	20.814	17.858	136.121	127.824
3	9:16:02.514	53.545	15.446	20.466	17.633	136.398	132.102
4	9:16:55.289	52.775	15.183	20.172	17.420	139.227	132.102
5	9:17:49.790	54.501	14.941	21.761	17.799	138.939	128.068
6	9:18:43.949	54.159	15.683	20.511	17.965	132.886	123.587
7	9:19:37.375	53.426	15.883	20.005	17.538	144.317	132.102
8	9:20:30.309	52.934	15.090	20.180	17.664	138.652	131.584
9	9:21:23.732	53.423	15.639	20.011	17.773	130.306	129.802

Lap	Time of Day	Lap Tm	S1	S2	S3	SFSpd	S1Spd
(79) Bruce BIRNIE							
1	9:14:14.301	59.836	18.790	22.395	18.651	57.406	112.976
2	9:15:08.694	54.393	15.538	21.063	17.792	152.171	117.940
3	9:16:02.222	53.528	15.340	20.584	17.604	139.517	128.805
4	9:16:55.766	53.544	15.733	20.578	17.233	147.489	127.824
5	9:17:49.896	54.130	15.049	21.525	17.556	146.204	126.618
6	9:18:42.784	52.888	15.535	20.012	17.341	145.886	130.053
7	9:20:08.996	1:26.212	14.689	20.257	51.266	149.128	131.842
8	9:21:10.915	1:01.919	19.041	23.095	19.783	56.204	94.919

Lap	Time of Day	Lap Tm	S1	S2	S3	SFSpd	S1Spd
(179) Andrew TASKER							
1	9:14:14.513	59.532	18.502	22.562	18.468	55.645	118.356
2	9:15:08.294	53.781	15.449	20.536	17.796	138.081	124.504
3	9:16:02.161	53.867	15.530	20.483	17.854	140.687	126.142
4	9:16:55.330	53.169	15.774	20.127	17.268	141.279	125.905
5	9:17:49.600	54.270	15.178	21.140	17.952	144.317	131.326
6	9:18:44.226	54.626	15.954	20.589	18.083	136.954	118.356
7	9:19:37.321	53.095	15.226	19.842	18.027	143.087	130.306

Lap	Time of Day	Lap Tm	S1	S2	S3	SFSpd	S1Spd
(119) Kristopher DUNCAN							
1	9:15:11.348	55.299					
2	9:16:06.021	54.673					
3	9:16:31.920	2:25.899					
4	9:19:28.880	56.960	17.270	21.021	18.669	56.110	125.670
5	9:20:23.876	54.996	15.179	21.481	18.336	140.687	130.560
6	9:21:17.118	53.242	14.828	20.798	17.616	144.008	131.842

Lap	Time of Day	Lap Tm	S1	S2	S3	SFSpd	S1Spd
(12) William MONIE							
1	9:14:15.595	59.878	18.699	22.540	18.639	52.675	121.133
2	9:15:10.262	54.667	15.755	20.976	17.936	137.798	125.670
3	9:16:04.092	53.830	15.409	20.674	17.747	144.941	126.142
4	9:16:57.980	53.888	15.267	20.712	17.909	146.204	128.068
5	9:17:55.453	57.473	15.496	22.268	19.709	140.392	130.306

Lap	Time of Day	Lap Tm	S1	S2	S3	SFSpd	S1Spd
(3) Adrian CLARK							
1	9:14:19.620	1:02.987	20.233	23.578	19.176	47.493	118.147
2	9:15:16.134	56.514	15.910	22.228	18.376	135.025	123.133
3	9:16:11.885	55.751	15.855	21.811	18.085	133.947	128.559
4	9:17:07.590	55.705	15.767	21.583	18.355	133.680	122.014
5	9:18:02.181	54.591	15.330	21.163	18.098	142.479	126.618

Lap	Time of Day	Lap Tm	S1	S2	S3	SFSpd	S1Spd
(31) Torquil PATERSON							
1	9:14:29.532	1:07.570	23.105	24.170	20.295	43.351	
2	9:16:24.223	1:54.691	18.532	22.962	1:13.197	125.905	
3	9:17:25.245	1:01.022	19.624	22.237	19.161	49.235	124.735
4	9:18:21.485	56.240	16.677	21.158	18.405	135.845	
5	9:19:16.609	55.124	15.715	20.948	18.461	137.798	
6	9:20:11.473	54.864	15.611	21.038	18.215	134.484	

Lap	Time of Day	Lap Tm	S1	S2	S3	SFSpd	S1Spd
(33) Graeme BODEL							
1	9:14:23.917	1:05.805	20.846	24.851	20.108	51.266	115.107
2	9:15:22.751	58.834	17.492	22.569	18.773	127.098	123.587
3	9:16:18.828	56.077	15.948	21.708	18.421	135.298	127.098
4	9:17:14.566	55.738	15.887	21.440	18.411	138.652	129.551
5	9:18:10.799	56.233	15.944	21.361	18.928	135.571	128.313

Lap	Time of Day	Lap Tm	S1	S2	S3	SFSpd	S1Spd
(55) Donald MacFADYEN							
1	9:14:19.292	1:03.028	20.180	23.554	19.294	43.267	123.815
2	9:15:15.970	56.678	15.885	22.207	18.586	140.982	127.098
3	9:16:11.720	55.750	15.543	21.738	18.469	138.366	128.805

Lap	Time of Day	Lap Tm	S1	S2	S3	SFSpd	S1Spd
(63) Kenny PATERSON							

Lap	Time of Day	Lap Tm	S1	S2	S3	SFSpd	S1Spd
1	9:14:21.043	1:03.685	20.268	23.845	19.572	48.314	118.775
2	9:15:19.661	58.618	16.900	22.571	19.147	133.415	119.835
3	9:16:16.742	57.081	16.201	22.085	18.795	135.298	125.201
4	9:17:12.850	56.108	15.968	21.786	18.354	138.652	126.618

Lap	Time of Day	Lap Tm	S1	S2	S3	SFSpd	S1Spd
(4) Daniel MacLEAN							
1	9:14:33.987	1:06.407	21.985	23.992	20.430	48.244	121.352
2	9:15:34.848	1:00.861	17.504	23.656	19.701	124.044	105.020
3	9:16:34.441	59.593	17.161	23.127	19.305	136.398	124.735
4	9:17:30.680	56.239	16.429	21.473	18.337	133.415	128.805
5	9:18:27.036	56.356	16.050	21.955	18.351	132.624	129.302
6	9:19:25.678	58.642	16.413	22.795	19.434	134.754	126.857

Lap	Time of Day	Lap Tm	S1	S2	S3	SFSpd	S1Spd
(67) Des BURNS							
1	9:14:21.040	1:04.131	20.851	24.185	19.095	46.765	110.556
2	9:15:18.658	57.618	16.309	22.561	18.748	137.798	122.014
3	9:16:15.607	56.949	16.091	22.164	18.694	142.177	121.572
4	9:17:12.202	56.595	16.147	21.971	18.477	139.227	122.236

Lap	Time of Day	Lap Tm	S1	S2	S3	SFSpd	S1Spd
(69) Rodney SCOTT							
1	9:14:24.156	1:04.230	19.988	24.204	20.038	57.455	116.103
2	9:15:23.539	59.383	17.553	22.824	19.006	125.201	125.435
3	9:16:20.523	56.984	16.128	22.132	18.724	138.652	128.559

Lap	Time of Day	Lap Tm	S1	S2	S3	SFSpd	S1Spd
(11) Richard HUGHES							
1	9:14:25.753	1:05.075	20.862	24.646	19.567	51.941	114.714
2	9:15:23.998	58.245	16.789	22.663	18.793	133.415	120.049
3	9:16:21.026	57.028	16.543	22.005	18.480	137.234	120.697
4	9:17:18.059	57.033	16.267	22.297	18.469	133.680	122.236
5	9:18:15.464	57.405	16.173	22.477	18.755	132.362	118.147
6	9:19:13.178	57.714	16.232	22.458	19.024	128.805	119.621

Lap	Time of Day	Lap Tm	S1	S2	S3	SFSpd	S1Spd
(45) Gary HOPKINS							
1	9:14:31.752	1:08.324	22.751	25.402	20.171	41.348	107.717
2	9:15:32.799	1:01.047	17.383	23.949	19.715	125.670	122.459
3	9:16:31.230	58.431	16.748	22.449	19.234	131.326	121.133
4	9:17:28.963	57.733	16.483	22.235	19.015	131.842	123.815
5	9:18:26.900	57.937	16.649	22.222	19.066	137.516	122.236
6	9:19:26.032	59.132	17.224	22.536	19.372	128.313	122.459
7	9:20:24.683	58.651	17.084	22.190	19.377	131.070	121.352

Lap	Time of Day	Lap Tm	S1	S2	S3	SFSpd	S1Spd
(37) Steven PATTERSON							
1	9:14:33.742	1:08.177	22.190	25.554	20.433	50.724	112.976
2	9:15:34.676						

Qualifying Results

KMSC National Motorcycle Racing AC

Scottish Championship Superbikes & KMSC Clubman

Knockhill 1.267 miles

Warm Up

05/06/2016 09:15

Practice (10:00 Time) started at 9:13:11

Lap	Time of Day	Lap Tm	S1	S2	S3	SFSpd	S1Spd	Lap	Time of Day	Lap Tm	S1	S2	S3	SFSpd	S1Spd
(54) Gordon DUNCAN															
1	9:14:30.974	1:08.238	22.973	25.267	19.998	48.037	106.015								
2	9:15:32.811	1:01.837	17.412	24.136	20.289	124.273	112.220								
3	9:16:34.604	1:01.793	17.357	24.451	19.985	124.735	113.935								
(41) Lukasz PIEC															
1	9:14:40.456	1:13.452	23.274	28.185	21.993	45.901	99.863								
2	9:15:45.178	1:04.722	17.906	26.053	20.763	132.886	105.848								
3	9:16:50.117	1:04.939	18.595	26.075	20.269	118.147	97.682								
4	9:17:56.113	1:05.996	18.984	26.421	20.591	118.985	97.824								
5	9:18:59.418	1:03.305	17.743	24.874	20.688	126.380	95.323								
6	9:20:07.170	1:07.752	17.924	26.944	22.884	112.597	91.055								
(36) Graham PATTERSON															
1	9:14:39.392	1:14.294	23.799	29.207	21.288	45.683	92.690								
2	9:15:44.798	1:05.406	18.200	26.390	20.816	129.802	111.105								
3	9:16:49.932	1:05.134	18.414	26.164	20.556	114.714	98.688								
4	9:17:55.144	1:05.212	18.407	26.602	20.203	116.912	108.238								
5	9:18:58.561	1:03.417	17.850	25.170	20.397	120.480	101.066								
6	9:20:05.022	1:06.461	18.416	26.585	21.460	117.940	87.380								

Clerk of the Course.

Sig : Time :
Chief Timekeeper : Ian Sharp (SMART Timing)

Results available at www.mylaps.com and www.smart-timing.co.uk

Printed: 06/06/2016 20:52:48

Orbits



Qualifying Results

KMSC National Motorcycle Racing AC

Sorted on best lap time

Scottish Championship Superstock 600

Knockhill 1.267 miles

Warm Up

05/06/2016 09:30

Practice (10:00 Time) started at 9:23:21

Pos	No.	Name	Make/Model	CC	Class	Laps	Best Tm	Diff	Best Speed	2nd Best
1	99	Callum GRIGOR	Kawasaki	ZX6R 600	S6	8	53.050		85.977	53.300
2	81	Ryan WATSON	Yamaha	R6 600	S6	5	53.754	0.704	84.851	53.918
3	8	Lewis ROLLO	Kawasaki	ZXR 600	S6	3	53.815	0.765	84.755	54.873
4	31	Torquill PATERSON	Yamaha	R6 600	S6	8	53.818	0.768	84.750	54.016
5	49	Paul McCLUNG	Yamaha	R6 600	S6	3	54.558	1.508	83.601	54.920
6	45	Ewan GRAY	Kawasaki	ZX6R 600	S6	4	54.818	1.768	83.204	55.107
7	21	Sean COOPER	Kawasaki	ZX6R 600	S6	8	55.196	2.146	82.634	55.413
8	88	Graham PIRIE	Yamaha	R6 600	S6	4	56.238	3.188	81.103	57.337
9	84	Kyle HARPER	Kawasaki	ZX6R 600	S6	8	56.289	3.239	81.030	56.809
10	102	Greame KERR	Suzuki	GSXR 600	S6	8	56.492	3.442	80.739	56.857
11	5	Kyle DUNCAN	Kawasaki	ZX6R 600	S6	5	57.096	4.046	79.885	57.387
12	4	Dan MacLEAN	Kawasaki	ZX6R 600	S6	6	57.150	4.100	79.809	57.414
13	11	Patrick FORMAN	Kawasaki	ZX6R 600	S6	7	57.884	4.834	78.797	58.087
14	12	Anthony JACKSON	Suzuki	GSXR 600 K7	S6	8	58.265	5.215	78.282	59.163
15	27	Andrew DONALD	Kawasaki	ZX6R 600	S6	8	58.362	5.312	78.152	58.615
16	35	Kevin GILES	Kawasaki	ZX6R 600	S6	7	58.387	5.337	78.118	58.542
17	87	Steven ALLISON	Kawasaki	ZX6R 600	S6	5	58.443	5.393	78.043	59.305
18	86	Russell WILL	Yamaha	R6 600	S6	4	59.591	6.541	76.540	1:00.556
19	184	Ryan GIBSON	Yamaha	R6 600	S6	7	1:00.318	7.268	75.617	1:00.572
20	58	Barry STEWART	Yamaha	R6 600	S6	8	1:00.408	7.358	75.505	1:00.704
21	79	Ashley ROBSON	Kawasaki	ZX6R 600	S6	6	1:00.883	7.833	74.916	1:01.272
22	89	David MUNRO	Yamaha	R6 600	S6	5	1:01.281	8.231	74.429	1:03.106
23	17	Roddy MacLEOD	Suzuki	GSXR 600 K7	S6	5	1:03.760	10.710	71.535	1:04.450

Clerk of the Course.

Orbits

Sig : Time :
Chief Timekeeper : Ian Sharp (SMART Timing)

Results available at www.mylaps.com and www.smart-timing.co.uk



Qualifying Results

KMSC National Motorcycle Racing AC

Scottish Championship Superstock 600

Knockhill 1.267 miles

Warm Up

05/06/2016 09:30

Practice (10:00 Time) started at 9:23:21

Lap	Time of Day	Lap Tm	S1	S2	S3	SFSpd	S1Spd
(99) Callum GRIGOR							
1	9:25:46.030	1:00.033	18.747	22.591	18.695	56.775	120.265
2	9:26:41.590	55.560	16.078	20.715	18.767	140.982	120.480
3	9:27:35.176	53.586	15.246	20.477	17.863	142.782	122.236
4	9:28:29.188	54.012	15.039	20.039	18.934	142.177	122.014
5	9:29:22.655	53.467	15.249	20.262	17.956	141.577	121.572
6	9:30:17.076	54.421	15.839	20.186	18.396	142.479	117.940
7	9:31:10.126	53.050	15.198	20.026	17.826	142.782	120.265
8	9:32:03.426	53.300	15.177	20.115	18.008	140.982	122.236

Lap	Time of Day	Lap Tm	S1	S2	S3	SFSpd	S1Spd
(81) Ryan WATSON							
1	9:24:21.437	59.523	19.152	21.755	18.616	50.571	120.480
2	9:25:17.153	55.716	15.626	21.620	18.470	139.808	124.735
3	9:26:11.626	54.473	15.668	20.623	18.182	140.687	126.142
4	9:27:05.544	53.918	15.320	20.805	17.793	142.479	126.618
5	9:27:59.298	53.754	15.591	20.351	17.812	141.279	126.380

Lap	Time of Day	Lap Tm	S1	S2	S3	SFSpd	S1Spd
(8) Lewis ROLLO							
1	9:25:46.088	57.239	17.458	21.186	18.595	53.515	121.352
2	9:26:40.961	54.873	15.605	20.654	18.614	142.177	122.236
3	9:27:34.776	53.815	15.580	20.253	17.982	141.877	122.908

Lap	Time of Day	Lap Tm	S1	S2	S3	SFSpd	S1Spd
(31) Torquill PATERSON							
1	9:25:15.055	1:02.701	21.147	22.828	18.726	45.069	115.305
2	9:26:10.077	55.022	16.049	20.821	18.152	138.366	124.044
3	9:27:04.998	54.921	15.488	21.247	18.186	136.121	124.273
4	9:27:59.014	54.016	15.757	20.425	17.834	141.577	124.273
5	9:28:52.832	53.818	15.404	20.593	17.821	145.570	124.273
6	9:29:47.148	54.316	15.565	20.718	18.033	142.177	123.133
7	9:30:46.765	59.617	18.402	22.711	18.504	136.121	99.125
8	9:31:41.457	54.692	15.886	20.694	18.112	131.584	122.683

Lap	Time of Day	Lap Tm	S1	S2	S3	SFSpd	S1Spd
(49) Paul McCLUNG							
1	9:26:05.202	57.760	18.081	21.307	18.372	58.763	118.775
2	9:26:59.760	54.558	15.594	20.299	18.665	138.081	122.236
3	9:27:54.680	54.920	15.629	21.210	18.081	140.392	119.196

Lap	Time of Day	Lap Tm	S1	S2	S3	SFSpd	S1Spd
(45) Ewan GRAY							
1	9:24:20.036	58.558	18.581	21.392	18.585	49.416	119.409
2	9:25:15.143	55.107	15.272	21.396	18.439	137.516	121.352
3	9:26:09.961	54.818	15.419	20.970	18.429	139.227	122.236
4	9:27:05.407	55.446	15.230	22.121	18.095	136.398	119.409

Lap	Time of Day	Lap Tm	S1	S2	S3	SFSpd	S1Spd
(21) Sean COOPER							
1	9:24:22.930	1:00.185	19.142	21.870	19.173	57.161	119.196
2	9:25:20.450	57.520	16.390	21.550	19.580	131.842	121.572
3	9:26:16.604	56.154	16.221	21.097	18.836	136.675	120.915
4	9:27:12.440	55.836	16.171	21.069	18.596	136.398	121.352
5	9:28:07.870	55.430	15.965	21.093	18.372	136.121	120.265
6	9:29:03.723	55.853	16.233	21.135	18.485	137.516	120.915
7	9:29:59.136	55.413	15.943	20.915	18.555	135.025	121.572
8	9:30:54.332	55.196	15.743	20.908	18.545	139.227	121.133

Lap	Time of Day	Lap Tm	S1	S2	S3	SFSpd	S1Spd
(88) Graham PIRIE							
1	9:24:25.976	1:01.388	19.290	22.950	19.148	52.387	118.147
2	9:25:23.734	57.758	16.109	22.165	19.484	133.680	119.835
3	9:26:21.071	57.337	16.410	21.966	18.961	134.484	117.116
4	9:27:17.309	56.238	16.058	21.816	18.364	129.053	121.572

Lap	Time of Day	Lap Tm	S1	S2	S3	SFSpd	S1Spd
(84) Kyle HARPUR							
1	9:24:44.200	1:02.623	19.702	23.428	19.493	57.357	112.976
2	9:25:45.534	1:01.334	17.801	23.192	20.341	128.805	117.321
3	9:26:43.639	58.105	16.564	22.311	19.230	133.947	117.526
4	9:27:42.469	58.830	17.687	22.193	18.950	124.735	118.775
5	9:28:39.866	57.397	16.670	21.876	18.851	134.215	119.409
6	9:29:38.324	58.458	17.234	22.062	19.162	129.053	118.147
7	9:30:35.133	56.809	16.402	21.765	18.642	136.954	118.565
8	9:31:31.422	56.289	16.191	21.576	18.522	136.675	119.409

Lap	Time of Day	Lap Tm	S1	S2	S3	SFSpd	S1Spd
(102) Greame KERR							
1	9:25:02.002	1:07.871	21.689	24.986	21.196	41.630	109.474
2	9:26:02.081	1:00.079	17.218	23.108	19.753	131.326	113.166
3	9:27:00.893	58.812	16.699	22.176	19.937	134.484	112.033

Lap	Time of Day	Lap Tm	S1	S2	S3	SFSpd	S1Spd
4	9:27:59.290	58.397	16.698	22.346	19.353	135.571	115.504
5	9:28:56.147	56.857	16.326	21.685	18.846	134.754	113.549
6	9:29:52.639	56.492	16.235	21.252	19.005	137.234	116.103
7	9:30:51.645	59.006	16.161	23.196	19.649	135.845	115.903
8	9:31:49.115	57.470	15.798	21.821	19.851	136.121	112.786

Lap	Time of Day	Lap Tm	S1	S2	S3	SFSpd	S1Spd
(5) Kyle DUNCAN							
1	9:24:24.180	1:00.844	18.901	22.668	19.275	52.882	119.196
2	9:25:23.079	58.899	16.333	23.397	19.169	140.099	119.835
3	9:26:20.868	57.789	16.535	22.161	19.093	137.798	115.504
4	9:27:18.255	57.387	15.902	22.599	18.886	140.099	119.835
5	9:28:15.351	57.096	16.025	22.083	18.988	140.982	120.049

Lap	Time of Day	Lap Tm	S1	S2	S3	SFSpd	S1Spd
(4) Dan MacLEAN							
1	9:26:57.371	1:01.875	19.506	22.846	19.523	52.346	116.709
2	9:27:55.406	58.035	16.996	22.052	18.987	125.435	119.835
3	9:28:52.820	57.414	16.695	21.632	19.087	124.968	118.147
4	9:29:50.988	58.168	16.416	21.782	19.970	131.842	120.049
5	9:30:48.138	57.150	16.508	21.785	18.857	124.735	118.775
6	9:31:48.123	59.985	16.655	23.961	19.369	133.415	104.204

Lap	Time of Day	Lap Tm	S1	S2	S3	SFSpd	S1Spd
(11) Patrick FORMAN							
1	9:24:25.550	1:01.754	19.361	22.632	19.761	52.346	114.129
2	9:25:25.673	1:00.123	16.516	22.720	20.887	129.802	113.742
3	9:26:24.291	58.618	16.806	22.179	19.633	127.098	114.714
4	9:27:22.919	58.628	16.629	22.711	19.288	132.362	111.660
5	9:28:20.803	57.884	16.600	22.227	19.057	131.842	116.103
6	9:29:18.890	58.087	16.411	22.170	19.506	132.886	113.742
7	9:30:17.192	58.302	16.599	22.479	19.224	131.326	112.033

Lap	Time of Day	Lap Tm	S1	S2	S3	SFSpd	S1Spd
(12) Anthony JACKSON							
1	9:24:37.992	1:10.016	22.346	26.305	21.365	36.791	103.882
2	9:25:40.344	1:02.352	17.736	24.129	20.487	127.339	115.305
3	9:26:42.549	1:02.205	17.593	24.044	20.568	126.618	115.504
4	9:27:42.466	59.917	17.014	23.006	19.897	126.857	115.504
5	9:28:43.076	1:00.610	17.452	23.355	19.803	130.053	105.515
6	9:29:43.103	1:00.027	16.662	23.042	20.323	135.845	118.565
7	9:30:41.368	58.265	16.492	22.478	19.295	135.025	116.506
8	9:31:40.531	59.163	16.699	22.950	19.514	134.754	116.304

Lap	Time of Day	Lap Tm	S1	S2	S3	SFSpd	S1Spd
(27) Andrew DONALD							
1	9:24:34.637	1:08.616	21.485	26.165	20.966	50.762	109.474
2							

Qualifying Results

KMSC National Motorcycle Racing AC

Scottish Championship Superstock 600

Knockhill 1.267 miles

Warm Up

05/06/2016 09:30

Practice (10:00 Time) started at 9:23:21

Lap	Time of Day	Lap Tm	S1	S2	S3	SFSpd	S1Spd	Lap	Time of Day	Lap Tm	S1	S2	S3	SFSpd	S1Spd
2	9:25:40.640	1:02.344	17.750	24.426	20.168	125.435	107.890								
3	9:26:43.137	1:02.497	17.520	24.582	20.395	122.908	113.742								
4	9:27:45.279	1:02.142	18.439	24.219	19.484	122.683	107.201								
5	9:28:45.597	1:00.318	17.042	23.881	19.395	125.905	116.506								
6	9:29:46.169	1:00.572	17.350	23.737	19.485	124.735	113.166								
7	9:30:46.834	1:00.665	18.004	23.231	19.430	124.504	114.714								

(58) Barry STEWART

1	9:24:36.210	1:09.724	21.745	26.374	21.605	49.235	112.220
2	9:25:40.032	1:03.822	18.382	24.328	21.112	131.326	112.786
3	9:26:41.930	1:01.898	17.749	23.641	20.508	131.584	113.166
4	9:27:42.338	1:00.408	16.739	23.417	20.252	133.680	114.129
5	9:28:43.042	1:00.704	17.472	22.949	20.283	134.215	115.107
6	9:29:44.614	1:01.572	17.215	23.892	20.465	134.484	114.714
7	9:30:45.444	1:00.830	17.413	23.058	20.359	130.814	114.129
8	9:31:47.357	1:01.913	17.534	23.907	20.472	133.680	110.012

(79) Ashley ROBSON

1	9:24:42.670	1:12.342	23.576	27.100	21.666	37.344	105.848
2	9:25:45.323	1:02.653	17.994	24.177	20.482	123.133	111.660
3	9:26:46.847	1:01.524	17.484	23.459	20.581	126.380	114.129
4	9:27:48.957	1:02.110	17.149	23.850	21.111	125.435	113.742
5	9:28:50.229	1:01.272	17.165	23.616	20.491	124.044	114.129
6	9:29:51.112	1:00.883	17.029	23.354	20.500	126.857	112.220

(89) David MUNRO

1	9:24:42.314	1:13.875	23.598	28.510	21.767	38.523	93.076
2	9:25:47.890	1:05.576	19.693	25.096	20.787	108.588	107.717
3	9:26:50.996	1:03.106	18.430	24.168	20.508	118.356	
4	9:27:54.710	1:03.714	18.882	24.594	20.238	112.597	108.764
5	9:28:55.991	1:01.281	17.924	23.381	19.976	118.356	113.742

(17) Roddy MacLEOD

1	9:25:26.486	1:13.216	22.888	27.604	22.724	43.018	90.320
2	9:26:30.936	1:04.450	18.807	24.849	20.794	116.709	101.371
3	9:27:34.696	1:03.760	17.966	24.540	21.254	124.504	103.882
4	9:28:39.257	1:04.561	18.970	24.918	20.673	118.147	98.833
5	9:29:45.411	1:06.154	18.076	25.241	22.837	122.459	99.419

Clerk of the Course.

Sig : Time :
Chief Timekeeper : Ian Sharp (SMART Timing)

Results available at www.mylaps.com and www.smart-timing.co.uk

Printed: 06/06/2016 21:00:10

Orbits



Qualifying Results

KMSC National Motorcycle Racing AC

Sorted on best lap time

KMSC 125's

Knockhill 1.267 miles

Warm Up

05/06/2016 09:45

Practice (10:00 Time) started at 9:33:38

Pos	No.	Name	Make/Model	CC	Class	Laps	Best Tm	Diff	Best Speed	2nd Best
1	9	Rishon HICKEY	Aprilia	RS125	F125	7	1:04.333		70.898	1:04.449
2	27	James McLAREN	Aprilia	RS125	F125	5	1:06.010	1.677	69.097	1:06.247
3	88	Lewis NICOL	Aprilia	RS125	F125	7	1:06.899	2.566	68.179	1:07.413
4	8	Cameron McPHERSON	Aprilia	RS125	F125	7	1:09.749	5.416	65.393	1:10.192
5	47	Joel BAVIDGE	Aprilia	RS125	F125	7	1:10.760	6.427	64.459	1:10.944
6	23	Keirin KELLAS	Aprilia	RS125	F125	3	1:13.034	8.701	62.452	1:13.359
7	15	Finlay MILNE	Aprilia	RS125	F125	7	1:13.722	9.389	61.869	1:14.101
8	21	Marc GIBSON	Aprilia	RS125	F125	4	1:15.830	11.497	60.149	1:16.833
9	44	Murray PATTISON	Aprilia	RS125	F125	6	1:16.942	12.609	59.280	1:17.279
10	16	Mia KELLAS	Aprilia	RS125	F125	6	1:24.771	20.438	53.805	1:25.620

Clerk of the Course.

Orbits

Sig : Time :
Chief Timekeeper : Ian Sharp (SMART Timing)

Results available at www.mylaps.com and www.smart-timing.co.uk



KMSC National Motorcycle Racing AC

KMSC 125's

Knockhill 1.267 miles

Warm Up

05/06/2016 09:45

Practice (10:00 Time) started at 9:33:38

Lap	Time of Day	Lap Tm	S1	S2	S3	SFSpd	S1Spd	Lap	Time of Day	Lap Tm	S1	S2	S3	SFSpd	S1Spd
(9) Rishon HICKEY								2	9:36:40.184	1:25.620	24.784	31.818	29.018	81.938	74.981
1	9:35:01.888	1:11.815	25.218			27.892		3	9:38:05.806	1:25.622	24.156	32.627	28.839	87.608	71.089
2	9:36:08.378	1:06.490	19.386			96.976		4	9:39:33.866	1:28.060	26.656	32.202	29.202	86.927	68.758
3	9:37:13.106	1:04.728	19.133			98.543		5	9:41:01.660	1:27.794	25.396	33.369	29.029	86.814	66.907
4	9:38:17.639	1:04.533	18.968	23.767	21.798	99.272		6	9:42:26.431	1:24.771	24.230	31.973	28.568	87.380	74.481
5	9:39:22.445	1:04.806	19.476			98.833									
6	9:40:26.778	1:04.333	18.932			99.272									
7	9:41:31.227	1:04.449	18.982			98.543									
(27) James McLAREN															
1	9:34:56.607	1:14.044	23.334	26.797	23.913	47.226									
2	9:36:50.197	1:53.590	20.468			98.979									
3	9:37:59.692	1:09.495	21.868			48.348									
4	9:39:05.702	1:06.010	19.279	24.443	22.288	100.011									
5	9:40:11.949	1:06.247	19.825			100.310									
(88) Lewis NICOL															
1	9:35:15.102	1:13.426	23.627	27.119	22.680	45.008	82.442								
2	9:36:23.886	1:08.784	20.498	25.604	22.682	100.161	83.467								
3	9:37:32.007	1:08.121	20.262	25.507	22.352	98.254	82.543								
4	9:38:42.865	1:10.858	19.923	25.482	25.453	98.111	83.363								
5	9:39:50.278	1:07.413	20.221	24.869	22.323	94.518	83.054								
6	9:40:58.329	1:08.051	19.943	24.648	23.460	99.125									
7	9:42:05.228	1:06.899	19.808	24.820	22.271	98.833	82.139								
(8) Cameron McPHERSON															
1	9:34:56.916	1:18.659	25.437			43.718									
2	9:36:07.786	1:10.870	20.551			93.205									
3	9:37:17.535	1:09.749	20.582	25.980	23.187	92.181									
4	9:38:31.196	1:13.661	20.733	26.468	26.460	91.677									
5	9:39:41.388	1:10.192	21.614	25.669	22.909	76.958									
6	9:40:55.766	1:14.378	20.488	28.496	25.394	92.054	76.086								
7	9:42:07.223	1:11.457	21.479	27.087	22.891	91.552									
(47) Joel BAVIDGE															
1	9:35:00.839	1:18.634	25.330	27.916	25.388	36.551									
2	9:36:13.130	1:12.291	21.934	26.482	23.875	86.035	74.813								
3	9:37:25.979	1:12.849	21.544	27.266	24.039	87.380									
4	9:38:38.606	1:12.627	21.258	27.500	23.869	87.494	76.345								
5	9:39:50.633	1:12.027	21.357	26.982	23.688	86.368	76.519								
6	9:41:01.393	1:10.760	20.954	25.762	24.044	87.040	77.491								
7	9:42:12.337	1:10.944	21.342	26.129	23.473	86.368	76.607								
(23) Keirin KELLAS															
1	9:35:03.448	1:18.571	23.226	28.918	26.427	40.869	79.136								
2	9:36:16.807	1:13.359	21.108	27.073	25.178	90.442	78.123								
3	9:37:29.841	1:13.034	20.434	27.499	25.101	88.884	77.851								
(15) Finlay MILNE															
1	9:35:02.344	1:22.595	26.830	29.909	25.856	34.663	74.152								
2	9:36:17.793	1:15.449	22.244	28.269	24.936	88.416	73.262								
3	9:37:32.263	1:14.470	21.701	28.257	24.512	87.380	73.422								
4	9:38:46.364	1:14.101	21.709	28.008	24.384	87.837	73.422								
5	9:40:00.086	1:13.722	21.651	27.502	24.569	87.494	73.664								
6	9:41:14.488	1:14.402	21.667	27.258	25.477	87.040	73.342								
7	9:42:28.749	1:14.261	21.683	27.881	24.697	82.341	72.470								
(21) Marc GIBSON															
1	9:35:14.048	1:26.196	29.350	29.952	26.894	30.727	78.123								
2	9:36:29.878	1:15.830	22.833	27.292	25.705	92.947	79.795								
3	9:37:46.864	1:16.986	23.689	28.351	24.946	92.054									
4	9:39:03.697	1:16.833	23.680	27.924	25.229	92.947	73.989								
(44) Murray PATTISON															
1	9:35:20.231	1:30.518	34.154	30.156	26.208	28.126	64.713								
2	9:36:40.678	1:20.447	24.768	29.481	26.198	87.266	72.159								
3	9:38:00.795	1:20.117	24.154	30.536	25.427	86.590	72.627								
4	9:39:19.508	1:18.713	24.167	28.032	26.514	86.368	71.620								
5	9:40:36.787	1:17.279	23.800	27.941	25.538	84.095	73.022								
6	9:41:53.729	1:16.942	23.321	27.984	25.637	84.625	72.314								
(16) Mia KELLAS															
1	9:35:14.564	1:30.460	27.119	33.500	29.841	34.503	73.826								

Clerk of the Course.

Sig : Time :
Chief Timekeeper : Ian Sharp (SMART Timing)

Results available at www.mylaps.com and www.smart-timing.co.uk

Printed: 06/06/2016 18:07:21

Orbits



Race Results

KMSC National Motorcycle Racing AC

Sorted on Laps

KMSC Lightweights

Knockhill 1.267 miles

Race 14 - 2nd Race

05/06/2016 10:00

Race (10 Laps) started at 9:47:43

Pos	No.	Name	Make/Model	CC	Class	Laps	Total Tm	Diff	Best Tm	In Lap	Best Speed
1	49	Paul McCLUNG	Kawasaki	ER6	SL	10	9:19.568		54.806	5	83.222
2	119	Kristopher DUNCAN	Kawasaki	ER6	SL	10	9:23.936	4.368	55.159	6	82.690
3	5	Gillian McGAW	Kawasaki	650	SL	10	9:24.130	4.562	55.294	7	82.488
4	15	Keith DICKIE	Kawasaki	ER6	SL	10	9:33.343	13.775	55.837	3	81.686
5	11	Lewis PATERSON	Suzuki	SV650	SL	10	9:34.871	15.303	56.276	8	81.049
6	142	Marc IRONSIDE	Kawasaki	ER6	SL	10	9:38.574	19.006	55.732	2	81.840
7	66	Grant REID	Kawasaki	ER6	SL	10	9:48.581	29.013	57.519	7	79.297
8	4	Alan GIBSON	Suzuki	SV650	SL	10	9:49.638	30.070	57.266	10	79.647
9	24	Alex REID	Suzuki	650	SL	10	9:55.687	36.119	57.975	5	78.673
10	2	Robert WOODWARD	Suzuki	SV650	SL	10	10:01.704	42.136	58.656	9	77.760
11	39	Stuart HAMILTON	Kawasaki	ER650	SL	10	10:02.269	42.701	58.748	9	77.638
12	14	Scott GORDON	Kawasaki	ER6	SL	10	10:02.422	42.854	58.479	5	77.995
13	79	Ashley ROBSON	Kawasaki	ZXR400	SL	10	10:02.557	42.989	58.761	9	77.621
14	800	Gordon CLARK	Kawasaki	ZXR400	SL	10	10:04.558	44.990	58.629	3	77.796
15	55	Tom ROBINSON	Aprilia	RRV 450	SL	10	10:14.878	55.310	58.958	3	77.362
16	25	Jim PURVIS	Yamaha	FZR400	SL	10	10:18.646	59.078	1:00.426	2	75.482
17	51	Kris WOODS	Suzuki	SV650	SL	10	10:23.489	1:03.921	1:00.235	6	75.722
18	16	Gerry KEIRNAN	Suzuki	SV650	SL	9	9:34.577	1 Lap	1:01.820	9	73.780
19	71	Neil McCLURE	Suzuki	SV650	SL	9	9:35.945	1 Lap	1:01.900	6	73.685
20	17	Michael CRITCHELL	Suzuki	SV650	SL	9	9:35.993	1 Lap	1:02.404	5	73.090
21	73	Ray MALONEY	Kawasaki	ER6	SL	9	9:36.543	1 Lap	1:00.454	4	75.447
22	112	Gordon MILLAR	Suzuki	SV650	SL	9	9:37.441	1 Lap	1:02.005	8	73.560
23	29	Eric UTTERSON	Suzuki	SV650	SL	9	9:37.733	1 Lap	1:01.728	8	73.890
24	74	Christine WATSON	Suzuki	SV650	SL	9	9:37.838	1 Lap	1:01.953	8	73.622
25	162	Patrick POLLARD	Suzuki	SV650	SL	9	9:38.820	1 Lap	1:02.348	6	73.155
26	90	Dean CRAWFORD	Suzuki	SV650	SL	9	9:38.951	1 Lap	1:01.967	9	73.605

Not classified

DNS	77	Steven CRICHTON	Suzuki	SV650	SL			DNS		0	-
DNS	89	Craig ROSS	Suzuki	SV650	SL			DNS		0	-
DNS	13	Andrew BARTON	Suzuki	SV650	SL			DNS		0	-
DNS	149	James ALDERSON	Honda	Moto 3	SL			DNS		0	-
DNS	155	Scott CAMPBELL	Kawasaki	ER6 650	SL			DNS		0	-
DNS	118	Rod WALKER	Kawasaki	ZXR400	SL			DNS		0	-

Margin of Victory	Avg. Speed	Best Lap Tm	Best Speed	Best Lap by
4.368	81.511	54.806	83.222	49 - Paul McCLUNG

Clerk of the Course.

Orbits

Sig : Time :
Chief Timekeeper : Ian Sharp (SMART Timing)

Results available at www.mylaps.com and www.smart-timing.co.uk

Printed: 06/06/2016 18:38:56



Race Results

KMSC National Motorcycle Racing AC

KMSC Lightweights

Race 14 - 2nd Race

Race (10 Laps) started at 9:47:43

Knockhill 1.267 miles

05/06/2016 10:00

Lap	Time of Day	Lap Tm	S1	S2	S3	SFSpd	S1Spd
(49) Paul McCLUNG							
1	9:48:44.244	56.187	16.507	20.757	18.923	89.358	111.846
2	9:49:39.059	54.815	15.887	20.433	18.495	130.560	111.846
3	9:50:34.115	55.056	15.843	20.641	18.572	130.814	111.846
4	9:51:29.004	54.889	15.602	20.653	18.634	131.326	112.033
5	9:52:23.810	54.806	15.669	20.575	18.562	131.584	112.408
6	9:53:18.762	54.952	15.698	20.658	18.596	131.326	112.408
7	9:54:13.707	54.945	15.799	20.707	18.439	131.842	112.786
8	9:55:10.110	56.403	16.498	21.272	18.633	130.306	113.549
9	9:56:05.578	55.468	16.106	20.761	18.601	130.053	111.660
10	9:57:02.590	57.012	16.017	21.238	19.757	131.326	111.105
(119) Kristopher DUNCAN							
1	9:48:45.539	57.278	17.349	21.233	18.696	86.702	112.220
2	9:49:41.138	55.599	16.200	20.926	18.473	128.805	113.357
3	9:50:36.527	55.389	16.057	20.892	18.440	131.070	111.846
4	9:51:31.893	55.366	15.911	21.048	18.407	131.584	114.518
5	9:52:27.567	55.674	16.082	21.093	18.499	130.560	112.408
6	9:53:22.726	55.159	15.685	20.977	18.497	130.306	112.408
7	9:54:18.099	55.373	16.060	20.895	18.418	129.302	112.033
8	9:55:15.513	57.414	16.122	22.061	19.231	130.053	114.129
9	9:56:11.236	55.723	16.244	20.906	18.573	130.560	111.846
10	9:57:06.958	55.722	16.336	20.891	18.495	128.559	111.105
(5) Gillian McGAW							
1	9:48:45.426	57.198	17.174	21.248	18.776	88.416	112.408
2	9:49:40.951	55.525	16.131	20.851	18.543	132.886	114.129
3	9:50:36.428	55.477	16.127	20.828	18.522	132.886	114.129
4	9:51:31.787	55.359	15.874	21.008	18.477	133.150	114.323
5	9:52:27.523	55.736	15.981	21.107	18.648	133.680	113.935
6	9:53:22.912	55.389	16.039	21.113	18.237	132.624	114.910
7	9:54:18.206	55.294	16.059	21.060	18.175	133.947	115.504
8	9:55:15.396	57.190	15.866	21.848	19.476	136.398	115.107
9	9:56:11.776	56.380	16.729	21.238	18.413	131.842	108.064
10	9:57:07.152	55.376	15.940	21.068	18.368	133.415	115.703
(15) Keith DICKIE							
1	9:48:46.028	57.542	17.589	21.275	18.678	89.836	111.846
2	9:49:42.059	56.031	16.464	21.040	18.527	130.814	112.220
3	9:50:37.896	55.837	16.260	21.002	18.575	130.053	111.660
4	9:51:34.116	56.220	16.259	21.130	18.831	129.802	112.597
5	9:52:30.232	56.116	16.361	21.112	18.643	129.551	111.660
6	9:53:26.214	55.982	16.130	21.147	18.705	129.551	112.220
7	9:54:22.398	56.184	16.196	21.185	18.803	129.053	111.846
8	9:55:18.944	56.546	16.418	21.329	18.799	128.313	111.105
9	9:56:17.104	58.160	16.552	22.163	19.445	128.559	112.786
10	9:57:16.365	59.261	17.024	22.879	19.358	128.559	107.890
(11) Lewis PATERSON							
1	9:48:46.949	58.046	17.713	21.304	19.029	87.837	107.717
2	9:49:43.842	56.893	16.425	21.294	19.174	126.380	107.890
3	9:50:40.139	56.297	16.143	21.142	19.012	125.201	106.859
4	9:51:36.488	56.349	16.029	21.294	19.026	125.201	107.030
5	9:52:32.776	56.288	16.010	21.124	19.154	123.815	107.201
6	9:53:29.205	56.429	16.233	21.155	19.041	124.044	106.015
7	9:54:25.620	56.415	16.301	21.150	18.964	123.587	107.201
8	9:55:21.896	56.276	16.209	21.071	18.996	123.360	107.030
9	9:56:19.075	57.179	16.364	21.267	19.548	124.273	106.859
10	9:57:17.893	58.818	16.723	22.464	19.631	126.142	107.201
(142) Marc IRONSIDE							
1	9:48:49.211	59.022	17.453	22.187	19.382	101.678	109.653
2	9:49:44.943	55.732	16.047	21.044	18.641	128.805	110.374
3	9:50:41.117	56.174	16.090	21.110	18.974	129.053	110.012
4	9:51:37.832	56.715	16.702	21.182	18.831	124.735	107.544
5	9:52:34.268	56.436	16.392	21.133	18.911	127.098	107.890
6	9:53:31.024	56.756	16.527	21.276	18.953	125.905	104.204
7	9:54:27.511	56.487	16.466	21.076	18.945	125.435	107.372
8	9:55:24.558	57.047	16.446	21.156	19.445	124.735	106.015
9	9:56:22.207	57.649	16.717	21.575	19.357	124.044	103.882
10	9:57:21.596	59.389	16.591	22.489	20.309	124.504	107.717
(66) Grant REID							

Lap	Time of Day	Lap Tm	S1	S2	S3	SFSpd	S1Spd
1	9:48:49.553	1:00.381	18.160	22.435	19.786	89.477	111.474
2	9:49:47.878	58.325	16.612	21.822	19.891	124.735	113.166
3	9:50:45.619	57.741	16.435	21.959	19.347	130.814	112.408
4	9:51:43.284	57.665	16.558	21.931	19.176	128.559	112.220
5	9:52:41.340	58.056	16.667	22.059	19.330	130.306	110.193
6	9:53:39.067	57.727	16.586	21.781	19.360	129.802	111.846
7	9:54:36.586	57.519	16.363	21.687	19.469	129.302	112.408
8	9:55:34.683	58.097	16.681	21.739	19.677	127.824	110.922
9	9:56:33.165	58.482	16.705	22.136	19.641	123.360	112.033
10	9:57:31.603	58.438	16.967	22.071	19.400	126.857	110.193
(4) Alan GIBSON							
1	9:48:48.824	1:00.060	17.955	22.434	19.671	87.494	107.717
2	9:49:47.475	58.651	16.632	22.279	19.740	125.201	108.588
3	9:50:46.398	58.923	16.839	22.642	19.442	124.735	106.689
4	9:51:44.803	58.505	16.492	22.553	19.360	125.905	109.118
5	9:52:43.337	58.434	16.563	22.411	19.560	124.273	108.238
6	9:53:42.057	58.720	16.778	22.419	19.523	124.273	106.351
7	9:54:40.138	58.081	16.681	21.795	19.605	123.815	106.520
8	9:55:37.706	57.568	16.336	21.871	19.361	123.360	107.890
9	9:56:35.394	57.688	16.498	21.956	19.234	124.044	107.372
10	9:57:32.660	57.266	16.095	21.902	19.269	124.504	109.118
(24) Alex REID							
1	9:48:49.423	1:00.582	18.206	22.266	20.110	85.054	103.721
2	9:49:48.488	59.065	16.909	22.231	19.925	121.792	103.882
3	9:50:47.065	58.577	16.859	22.109	19.609	123.133	103.084
4	9:51:45.708	58.643	16.917	22.133	19.593	123.587	103.721
5	9:52:43.683	57.975	16.561	21.823	19.591	122.459	103.084
6	9:53:42.820	59.137	16.746	22.719	19.672	123.815	103.084
7	9:54:41.296	58.476	16.696	22.266	19.514	121.352	102.611
8	9:55:40.204	58.908	16.933	22.244	19.731	121.352	101.218
9	9:56:39.240	59.036	16.927	22.464	19.645	120.697	101.218
10	9:57:38.709	59.469	16.907	22.617	19.945	121.133	101.524
(2) Robert WOODWARD							
1	9:48:51.003	1:01.797	18.649	23.096	20.052	86.814	101.678
2	9:49:50.514	59.511	16.792	22.769	19.950	120.915	102.611
3	9:50:50.083	59.569	16.823	22.795	19.951	121.352	103.402
4	9:51:49.287	59.204	16.661	22.422	20.121	121.133	102.298
5	9:52:49.460	1:00.173	17.353	22.467	20.353	120.265	100.611
6	9:53:48.650	59.190	16.695	22.948	19.547	120.265	102.611
7	9:54:47.646	58.996	16.549	23.055	19.392	120.915	102.926
8	9:55:47.135	59.489	17.319	22.672	19.498	121.572	101.371
9	9:56:45.791	58.656	16.601	22.236	19.819	118.985	102.454
10	9:57:44.726	58.935	16.697	22.497	19.741	119.835	102.454
(39) Stuart HAMILTON							
1	9:48:50.577	1:01.590	18.097	23.330	20.163	88.767	108.238
2	9:49:50.091	59.514	16.971	22.647	19.896	125.670	108.238
3	9:50:49.547	59.456	16.809	22.744	19.903	126.380	108.064
4	9:51:48.608	59.061	16.853	22.479	19.729	125.670	108.238
5	9:52:48.758	1:00.150	16.926	22.447	20.777	126.380	107.544
6	9:53:48.003	59.245	16.594	22.753	19.898	124.968	108.413
7	9:54:47.296	59.293	16.852	22.416	20.025	126.142	107.544
8	9:55:47.610	1:00.314	17.668	23.050	19.596	125.435	106.015
9	9:56:46.358	58.748	16.823	22.361	19.564	126.380	107.890
10	9:57:45.291	58.933	16.922	22.366	19.645	126.380	108.941
(14) Scott GORDON							
1	9:48:51.679	1:01.859	19.091	22.831	19.937	84.200	100.460
2	9:49:51.113	59.434	17.010	2			

Race Results

KMSC National Motorcycle Racing AC

KMSC Lightweights

Knockhill 1.267 miles

Race 14 - 2nd Race

05/06/2016 10:00

Race (10 Laps) started at 9:47:43

Lap	Time of Day	Lap Tm	S1	S2	S3	SFSpd	S1Spd
3	9:50:50.257	59.341	16.744	22.749	19.848	121.133	100.762
4	9:51:49.414	59.157	16.803	22.408	19.946	115.703	105.349
5	9:52:49.047	59.633	17.042	22.247	20.344	116.506	104.529
6	9:53:48.338	59.291	16.903	22.552	19.836	119.835	106.015
7	9:54:48.217	59.879	17.041	23.226	19.612	119.409	104.692
8	9:55:48.005	59.788	16.926	23.153	19.709	120.265	104.856
9	9:56:46.766	58.761	17.031	22.178	19.552	118.147	105.349
10	9:57:45.579	58.813	16.705	22.513	19.595	119.621	104.204

Lap	Time of Day	Lap Tm	S1	S2	S3	SFSpd	S1Spd
6	9:54:11.124	1:01.900	17.621	23.867	20.412	118.356	103.721
7	9:55:13.959	1:02.835	18.372	24.078	20.385	119.196	101.678
8	9:56:16.405	1:02.446	18.162	23.922	20.362	118.147	102.926
9	9:57:18.967	1:02.562	17.795	23.962	20.805	119.196	98.688

(800) Gordon CLARK

Lap	Time of Day	Lap Tm	S1	S2	S3	SFSpd	S1Spd
1	9:48:53.030	1:03.203	19.289	24.122	19.792	84.839	95.323
2	9:49:52.279	59.249	17.030	22.490	19.729	124.735	106.689
3	9:50:50.908	58.629	16.605	22.530	19.494	122.908	107.030
4	9:51:50.199	59.291	16.967	22.575	19.749	124.044	98.111
5	9:52:49.831	59.632	17.309	22.517	19.806	121.792	106.015
6	9:53:49.038	59.207	17.112	22.626	19.469	123.587	106.183
7	9:54:48.944	59.906	17.084	23.091	19.731	125.435	105.848
8	9:55:48.364	59.420	17.340	22.614	19.466	121.133	105.515
9	9:56:47.857	59.493	17.808	22.202	19.483	117.526	102.768
10	9:57:47.580	59.723	17.353	22.697	19.673	112.976	105.681

(55) Tom ROBINSON

Lap	Time of Day	Lap Tm	S1	S2	S3	SFSpd	S1Spd
1	9:48:55.478	1:05.488	19.329	24.759	21.400	89.596	87.040
2	9:49:58.017	1:02.539	17.609	24.280	20.650	119.621	100.611
3	9:50:56.975	58.958	16.685	22.344	19.929	123.360	105.020
4	9:51:57.732	1:00.757	17.225	23.625	19.907	122.908	97.399
5	9:52:57.766	1:00.034	17.003	23.171	19.860	122.459	101.678
6	9:53:58.128	1:00.362	17.362	23.155	19.845	122.459	101.218
7	9:54:58.421	1:00.293	17.085	23.478	19.730	122.908	99.272
8	9:55:58.725	1:00.304	16.882	23.401	20.021	120.915	101.832
9	9:56:58.854	1:00.129	16.915	23.186	20.028	121.352	97.967
10	9:57:57.900	59.046	16.629	22.613	19.804	120.697	103.084

(25) Jim PURVIS

Lap	Time of Day	Lap Tm	S1	S2	S3	SFSpd	S1Spd
1	9:48:54.840	1:04.386	18.876	24.413	21.097	89.477	102.454
2	9:49:55.266	1:00.426	17.129	22.862	20.435	122.014	104.366
3	9:50:55.725	1:00.459	17.016	22.959	20.484	121.792	104.204
4	9:51:56.514	1:00.789	17.221	23.177	20.391	121.133	103.561
5	9:52:57.446	1:00.932	17.249	23.303	20.380	120.049	103.084
6	9:53:58.914	1:01.468	17.811	23.529	20.128	121.572	98.833
7	9:54:59.402	1:00.488	17.005	23.267	20.216	122.236	103.402
8	9:56:00.360	1:00.958	16.977	23.330	20.651	120.049	104.204
9	9:57:00.913	1:00.553	16.959	23.130	20.464	120.265	103.721
10	9:58:01.668	1:00.755	17.120	22.974	20.661	119.621	104.043

(51) Kris WOODS

Lap	Time of Day	Lap Tm	S1	S2	S3	SFSpd	S1Spd
1	9:48:55.210	1:04.382	19.170	24.393	20.819	92.818	99.863
2	9:49:55.837	1:00.627	17.540	22.836	20.251	119.621	101.832
3	9:50:56.778	1:00.941	17.462	23.199	20.280	120.480	101.524
4	9:51:57.327	1:00.549	17.326	23.378	19.845	120.480	101.371
5	9:52:57.571	1:00.244	16.975	23.220	20.049	119.409	101.218
6	9:53:57.806	1:00.235	17.126	23.268	19.841	120.480	101.678
7	9:54:58.090	1:00.284	17.296	23.215	19.773	121.133	100.762
8	9:55:58.351	1:00.261	17.175	23.004	20.082	120.480	101.371
9	9:56:59.849	1:01.498	17.087	23.025	21.386	122.014	100.914
10	9:58:06.511	1:06.662	19.708	25.605	21.349	98.254	90.932

(16) Gerry KEIRNAN

Lap	Time of Day	Lap Tm	S1	S2	S3	SFSpd	S1Spd
1	9:48:54.921	1:05.298	19.097	24.644	21.557	89.836	103.402
2	9:49:58.709	1:03.788	18.121	24.161	21.506	124.504	101.832
3	9:51:02.131	1:03.422	18.186	24.239	20.997	124.735	104.856
4	9:52:05.080	1:02.949	18.211	24.027	20.711	121.792	103.882
5	9:53:08.383	1:03.303	18.292	24.207	20.804	121.352	106.183
6	9:54:10.493	1:02.110	17.753	23.691	20.666	121.133	105.349
7	9:55:13.071	1:02.578	17.658	24.011	20.909	122.236	104.043
8	9:56:15.779	1:02.708	18.152	23.794	20.762	117.940	103.561
9	9:57:17.599	1:01.820	17.654	23.428	20.738	122.459	105.020

(71) Neil McCLURE

Lap	Time of Day	Lap Tm	S1	S2	S3	SFSpd	S1Spd
1	9:48:57.430	1:06.186	19.565	25.584	21.037	87.608	95.323
2	9:50:00.188	1:02.758	17.816	24.264	20.678	118.985	103.721
3	9:51:03.313	1:03.125	18.065	24.385	20.675	116.506	103.242
4	9:52:06.264	1:02.951	18.102	24.418	20.431	119.196	102.768
5	9:53:09.224	1:02.960	18.686	23.683	20.591	119.835	99.566

(17) Michael CRITCHELL

Lap	Time of Day	Lap Tm	S1	S2	S3	SFSpd	S1Spd
1	9:48:56.131	1:05.806	19.745	25.335	20.726	92.308	101.987
2	9:49:58.975	1:02.844	17.746	23.916	21.182	120.049	103.882
3	9:51:02.433	1:03.458	17.999	24.592	20.867	122.683	102.454
4	9:52:05.162	1:02.729	17.980	24.287	20.462	121.572	102.611
5	9:53:07.566	1:02.404	17.969	23.892	20.543	121.572	103.561
6	9:54:10.775	1:03.209	18.154	24.601	20.454	120.697	101.832
7	9:55:13.299	1:02.524	18.043	23.734	20.747	120.915	103.882
8	9:56:16.204	1:02.905	18.693	23.660	20.552	120.915	102.454
9	9:57:19.015	1:02.811	17.472	24.169	21.170	121.352	103.084

(73) Ray MALONEY

Lap	Time of Day	Lap Tm	S1	S2	S3	SFSpd	S1Spd
1	9:49:04.706	1:11.179	20.900	26.449	23.830	55.187	89.120
2	9:50:05.986	1:01.280	17.666	23.056	20.558	109.474	101.066
3	9:51:07.408	1:01.422	17.621	23.255	20.546	115.903	103.561
4	9:52:07.862	1:00.454	17.169	22.822	20.463	120.915	103.561
5	9:53:10.583	1:02.721	17.925	24.111	20.685	116.506	102.298
6	9:54:12.969	1:02.386	17.826	24.146	20.414	120.697	98.111
7	9:55:15.790	1:02.821	18.199	24.209	20.413	120.480	91.928
8	9:56:17.702	1:01.912	18.229	23.477	20.206	115.504	103.561
9	9:57:19.565	1:01.863	17.555	23.467	20.841	121.133	102.926

(112) Gordon MILLAR

Lap	Time of Day	Lap Tm	S1	S2	S3	SFSpd	S1Spd
1	9:48:56.906	1:06.274	19.659	25.368	21.247	88.416	96.836
2	9:49:59.755	1:02.849	17.822	24.155	20.872	115.504	103.242
3	9:51:03.041	1:03.286	18.063	24.415	20.808	115.504	103.084
4	9:52:05.945	1:02.904	18.200	24.199	20.505	119.196	102.768
5	9:53:09.517	1:03.572	19.038	24.086	20.448	117.321	98.111
6	9:54:11.855	1:02.338	17.798	24.151	20.389	117.940	103.402
7	9:55:15.240	1:03.385	18.126	23.824	21.435	117.733	102.142
8	9:56:17.245	1:02.005	17.874	23.556	20.575	115.305	103.402
9	9:57:20.463	1:03.218	19.075	23.512	20.631	116.912	103.561

(29) Eric UTTERSON

Lap	Time of Day	Lap Tm	S1	S2	S3	SFSpd	S1Spd
1	9:48:56.934	1:05.985	19.615	25.403	20.967	97.967	92.054
2	9:50:05.277	1:08.343	18.506	28.883	20.954	123.360	97.967
3	9:51:07.307	1:02.030	17.598	23.762	20.670	119.835	105.349
4	9:52:09.337	1:02.030	17.521	23.995	20.514	122.908	102.926
5	9:53:11.747	1:02.410	17.037	24.687	20.686	124.044	103.882
6	9:54:13.978	1:02.231	17.71				

Race Results

KMSC National Motorcycle Racing AC

KMSC Lightweights

Knockhill 1.267 miles

Race 14 - 2nd Race

05/06/2016 10:00

Race (10 Laps) started at 9:47:43

Lap	Time of Day	Lap Tm	S1	S2	S3	SFSpd	S1Spd	Lap	Time of Day	Lap Tm	S1	S2	S3	SFSpd	S1Spd
3	9:51:04.879	1:03.497	18.719	24.237	20.541	115.504	101.987								
4	9:52:07.397	1:02.518	18.317	23.832	20.369	122.459	101.987								
5	9:53:11.069	1:03.672	18.375	24.712	20.585	122.908	101.371								
6	9:54:13.556	1:02.487	18.121	23.783	20.583	118.147	103.721								
7	9:55:16.737	1:03.181	18.482	23.724	20.975	124.273	101.678								
8	9:56:20.006	1:03.269	18.448	24.093	20.728	121.572	103.242								
9	9:57:21.973	1:01.967	18.045	23.105	20.817	122.236	103.721								

Clerk of the Course.

Orbits

Sig : Time :
Chief Timekeeper : Ian Sharp (SMART Timing)

Results available at www.mylaps.com and www.smart-timing.co.uk

Printed: 06/06/2016 18:19:58



KMSC National Motorcycle Racing AC

Lapchart

KMSC Lightweights

Knockhill 1.267 miles

Race 14 - 2nd Race

05/06/2016 10:00

Race (10 Laps) started at 9:47:43

Competitors	Laps										
	0	1	2	3	4	5	6	7	8	9	10
Paul McCLUNG (49)	1	49	49	49	49	49	49	49	49	49	49
Gillian McGAW (5)	2	5	5	5	5	5	119	119	5	119	119
Kristopher DUNCAN (119)	3	119	119	119	119	119	5	5	119	5	5
Keith DICKIE (15)	4	15	15	15	15	15	15	15	15	15	15
Alan GIBSON (4)	5	4	11	11	11	11	11	11	11	11	11
Alex REID (24)	6	24	4	142	142	142	142	142	142	142	142
Lewis PATERSON (11)	7	11	142	4	66	66	66	66	66	66	66
Stuart HAMILTON (39)	8	39	24	66	4	4	4	4	4	4	4
Grant REID (66)	9	66	66	24	24	24	24	24	24	24	24
Robert WOODWARD (2)	10	2	39	39	39	39	14	14	14	14	2
Ashley ROBSON (79)	11	79	2	2	2	2	39	39	39	2	2
Gerry KEIRNAN (16)	12	16	79	79	79	79	79	2	39	39	14
Scott GORDON (14)	13	14	14	14	14	14	2	2	79	79	79
Gordon CLARK (800)	14	800	800	800	800	800	800	800	800	800	800
Tom ROBINSON (55)	15	55	25	25	25	25	51	51	51	55	55
Marc IRONSIDE (142)	16	142	16	51	51	51	51	55	55	55	51
Christine WATSON (74)	17	74	51	55	55	55	55	25	25	25	51
Michael CRITCHELL (17)	18	17	55	16	16	16	17	16	16	16	16
Jim PURVIS (25)	19	25	74	17	17	17	16	17	17	17	71
Gordon MILLAR (112)	20	112	17	112	112	74	71	71	71	71	17
Kris WOODS (51)	21	51	112	74	74	112	74	112	112	112	73
Eric UTTERSON (29)	22	29	29	71	71	71	112	74	74	74	112
Neil McCLURE (71)	23	71	71	90	162	90	162	162	73	73	29
Patrick POLLARD (162)	24	162	162	162	90	162	73	73	162	162	74
Dean CRAWFORD (90)	25	90	90	29	29	73	90	90	90	29	162
Ray MALONEY (73)	26	73	73	73	73	29	29	29	29	90	90
-	27										
-	28										
-	29										
-	30										
-	31										
-	32										

Margin of Victory	Avg. Speed	Best Lap Tm	Best Speed	Best Lap by
4.368	81.511	54.806	83.222	49 - Paul McCLUNG

Clerk of the Course.

Orbits

Sig : Time :
 Chief Timekeeper : Ian Sharp (SMART Timing)
 Results available at www.mylaps.com and www.smart-timing.co.uk



Race Results

KMSC National Motorcycle Racing AC

Sorted on Laps

KMSC Pre-Injection 600

Knockhill 1.267 miles

Race 15 - 2nd Race

05/06/2016 10:15

Race (10 Laps) started at 10:03:25

Pos	No.	Name	Make/Model	CC	Class	Laps	Total Tm	Diff	Best Tm	In Lap	Best Speed
1	91	Lewis SHAND	Yamaha	R6 600	PI6	10	9:12.082		53.956	5	84.534
2	47	Steven HADDOW	Yamaha	R6 600	PI6	10	9:12.573	0.491	53.735	9	84.881
3	41	Kieran MURRAY	Kawasaki	ZX6 600	PI6	10	9:13.478	1.396	53.953	5	84.538
4	89	Alex BASS	Yamaha	R6 600	PI6	10	9:19.795	7.713	54.956	2	82.995
5	48	David McCAFFERTY	Yamaha	R6 600	PI6	10	9:30.233	18.151	55.299	6	82.481
6	26	Alan McGREGOR	Yamaha	R6	PI6	10	9:36.499	24.417	56.134	10	81.254
7	6	James WILKEN	Yamaha	R6 600	PI6	10	9:39.021	26.939	55.991	9	81.461
8	60	Douglas BROWN	Yamaha	R6 600	PI6	10	9:43.886	31.804	56.960	7	80.075
9	33	Scott LOGAN	Honda	CBR 600	PI6	10	9:51.326	39.244	57.181	9	79.766
10	118	Craig MOFFAT	Yamaha	R6 600	PI6	10	9:56.870	44.788	58.294	7	78.243
11	129	Martin HERRIOT	Yamaha	R6 600	PI6	10	10:00.258	48.176	57.983	10	78.663
12	69	Mark BOWRAN	Yamaha	R6 600	PI6	10	10:08.407	56.325	59.120	8	77.150
13	123	Graham BLACKIE	Honda	CBR600	PI6	9	9:16.696	1 Lap	1:00.186	4	75.783
14	117	Joe HENDRIE	Yamaha	R6 600	PI6	9	9:19.575	1 Lap	1:00.425	2	75.484
15	73	Fraser CAMERON	Yamaha	R6 600	PI6	9	9:24.394	1 Lap	1:00.938	3	74.848
16	113	Alan JACKSON	Honda	CBR 600	PI6	9	9:27.222	1 Lap	1:01.083	9	74.670
17	79	Jimmy ROTHERY	Yamaha	R6 600	PI6	9	9:45.131	1 Lap	1:02.855	2	72.565
18	45	Gerry SULLIVAN	Kawasaki	ZX6R 600	PI6	9	9:55.851	1 Lap	1:04.739	4	70.454
19	50	Finlay BAIN	Yamaha	R6 600	PI6	9	9:56.365	1 Lap	1:04.299	9	70.936
20	196	Martin MacLENNAN	Honda	CBR 600	PI6	9	10:13.509	1 Lap	1:06.030	2	69.076
21	888	Joe CAIRNEY	Honda	CBR6	PI6	8	9:49.511	2 Laps	1:07.986	8	67.089
Not classified											
DNF	23	Andrew CUTHBERT	Kawasaki	ZXR 600	PI6	7	6:55.273	DNF	57.384	3	79.484
DNS	27	Darren ANDERSON	Kawasaki	ZXR 600	PI6			DNS		0	-

Announcements

New Track Record (53.735) for KMSC Pre Injection 600 by Steven HADDOW.

Margin of Victory	Avg. Speed	Best Lap Tm	Best Speed	Best Lap by
0.491	82.616	53.735	84.881	47 - Steven HADDOW

Clerk of the Course.

Orbits

 Sig : Time :
 Chief Timekeeper : Ian Sharp (SMART Timing)

 Results available at www.mylaps.com and www.smart-timing.co.uk

Printed: 06/06/2016 18:42:41



KMSC National Motorcycle Racing AC

KMSC Pre-Injection 600

Knockhill 1.267 miles

Race 15 - 2nd Race

05/06/2016 10:15

Race (10 Laps) started at 10:03:25

Lap	Time of Day	Lap Tm	S1	S2	S3	SFSpd	S1Spd	Lap	Time of Day	Lap Tm	S1	S2	S3	SFSpd	S1Spd	
(91) Lewis SHAND																
1	10:04:26.373	56.039	16.708	21.082	18.249	86.257	115.703	1	10:04:30.171	59.227	17.759	22.362	19.106	89.836	110.739	
2	10:05:20.916	54.543	15.865	20.572	18.106	137.798	118.565	2	10:05:27.773	57.602	16.613	21.930	19.059	133.680	110.739	
3	10:06:15.535	54.619	15.904	20.386	18.329	138.081	118.356	3	10:06:25.336	57.563	16.702	21.579	19.282	127.339	113.357	
4	10:07:10.165	54.630	15.518	20.659	18.453	136.675	117.526	4	10:07:22.653	57.317	16.372	21.968	18.977	128.313	114.323	
5	10:08:04.121	53.956	15.539	20.290	18.127	137.516	116.912	5	10:08:20.753	58.100	17.419	22.040	18.641	129.302	111.846	
6	10:08:59.163	55.042	15.775	20.509	18.758	138.652	117.733	6	10:09:18.214	57.461	17.205	21.597	18.659	130.560	110.922	
7	10:09:53.697	54.534	15.357	20.905	18.272	137.234	118.565	7	10:10:15.384	57.170	16.642	21.748	18.780	124.968	113.166	
8	10:10:48.290	54.593	15.692	20.730	18.171	138.652	117.940	8	10:11:11.602	56.218	16.204	21.446	18.568	126.857	112.976	
9	10:11:42.811	54.521	15.624	20.424	18.473	139.517	118.775	9	10:12:07.593	55.991	16.093	21.289	18.609	128.805	113.357	
10	10:12:37.144	54.333	15.411	20.559	18.363	139.227	118.985	10	10:13:04.083	56.490	16.468	21.492	18.530	126.142	113.742	
(47) Steven HADDOW																
1	10:04:27.868	57.365	17.564	21.103	18.698	91.928	114.323	(60) Douglas BROWN								
2	10:05:22.232	54.364	15.440	20.681	18.243	137.516	118.147	1	10:04:29.845	59.039	17.619	21.905	19.515	93.205	111.290	
3	10:06:17.214	54.982	15.614	20.797	18.571	140.099	118.565	2	10:05:27.532	57.687	16.500	22.142	19.045	129.302	111.660	
4	10:07:11.623	54.409	15.490	20.392	18.527	137.234	117.733	3	10:06:25.077	57.545	16.385	21.822	19.338	132.886	112.220	
5	10:08:05.892	54.269	15.695	20.258	18.316	137.516	116.912	4	10:07:22.467	57.390	16.496	21.726	19.168	130.306	112.976	
6	10:09:00.572	54.680	15.697	20.124	18.859	135.298	115.107	5	10:08:20.763	58.296	16.338	22.696	19.262	131.070	112.220	
7	10:09:54.993	54.421	15.692	20.250	18.479	136.398	116.304	6	10:09:18.207	57.444	16.441	21.794	19.209	130.814	112.408	
8	10:10:50.018	55.025	15.678	20.639	18.708	136.675	116.709	7	10:10:15.167	56.960	16.386	21.563	19.011	126.142	113.742	
9	10:11:43.753	53.735	15.486	20.315	17.934	134.484	118.985	8	10:11:12.749	57.582	16.271	22.250	19.061	129.053	110.012	
10	10:12:37.635	53.882	15.318	20.116	18.448	137.234	116.506	9	10:12:10.168	57.419	16.060	21.872	19.487	129.802	112.597	
(41) Kieran MURRAY																
1	10:04:26.337	55.920	16.490	20.851	18.579	89.716	113.935	(33) Scott LOGAN								
2	10:05:20.823	54.486	15.606	20.572	18.308	134.484	115.703	1	10:04:33.129	1:01.864	18.257	24.052	19.555	88.532	110.374	
3	10:06:15.507	54.684	15.678	20.419	18.587	139.227	115.504	2	10:05:31.468	58.339	16.680	22.100	19.559	128.313	112.408	
4	10:07:10.581	55.074	15.994	20.508	18.572	136.121	116.912	3	10:06:29.267	57.799	16.616	21.792	19.391	129.551	112.220	
5	10:08:04.534	53.953	15.650	20.151	18.152	139.808	114.910	4	10:07:27.093	57.826	16.689	21.754	19.383	129.302	112.408	
6	10:08:59.517	54.983	15.863	20.444	18.676	140.687	115.504	5	10:08:25.577	58.484	16.687	22.136	19.661	129.053	111.660	
7	10:09:54.730	55.213	15.683	20.716	18.814	136.954	114.323	6	10:09:23.515	57.938	16.543	22.114	19.281	128.805	112.408	
8	10:10:49.514	54.784	15.957	20.387	18.440	134.215	116.709	7	10:10:21.514	57.999	16.431	22.346	19.222	130.306	112.220	
9	10:11:44.149	54.635	15.787	20.696	18.152	135.845	116.304	8	10:11:20.459	58.945	16.696	22.303	19.946	124.968	113.357	
10	10:12:38.540	54.391	15.544	20.332	18.515	139.227	117.321	9	10:12:17.640	57.181	16.623	21.571	18.987	127.581	111.660	
(89) Alex BASS																
1	10:04:27.197	56.803	16.764	21.481	18.558	91.928	115.703	(118) Craig MOFFAT								
2	10:05:22.153	54.956	15.578	21.016	18.362	138.081	119.409	1	10:04:33.185	1:02.004	18.186	23.436	20.382	93.988	111.474	
3	10:06:17.277	55.124	15.434	20.916	18.774	138.366	119.621	2	10:05:32.741	59.556	16.817	22.824	19.915	129.302	110.556	
4	10:07:12.850	55.573	15.877	20.822	18.874	131.326	120.049	3	10:06:31.762	59.021	16.547	22.774	19.700	131.070	111.660	
5	10:08:07.834	54.984	15.492	21.105	18.387	138.081	119.196	4	10:07:30.356	58.594	16.650	22.242	19.702	131.070	110.739	
6	10:09:03.402	55.568	15.718	21.412	18.438	136.675	120.049	5	10:08:29.301	58.945	16.926	22.279	19.740	127.581	110.374	
7	10:09:58.620	55.218	15.703	21.091	18.424	135.845	120.049	6	10:09:27.732	58.431	16.576	22.146	19.709	129.551	109.296	
8	10:10:53.704	55.084	15.623	21.023	18.438	136.398	119.621	7	10:10:26.026	58.294	16.683	21.930	19.681	128.313	109.296	
9	10:11:49.487	55.783	15.644	21.397	18.742	136.954	120.049	8	10:11:24.782	58.756	16.484	22.236	20.036	128.068	111.290	
10	10:12:44.857	55.370	15.598	21.151	18.621	134.754	118.985	9	10:12:23.297	58.515	16.542	22.217	19.756	130.053	110.012	
(48) David McCafferty																
1	10:04:31.257	59.452	18.041	22.552	18.859	105.349	116.304	(129) Martin HERRIOT								
2	10:05:28.184	56.927	16.015	21.966	18.946	140.392	118.775	1	10:04:32.956	1:01.469	18.525	23.363	19.581	92.947	111.660	
3	10:06:25.385	57.201	16.364	21.873	18.964	138.939	110.556	2	10:05:33.173	1:00.217	17.827	22.398	19.992	132.624	108.764	
4	10:07:20.886	55.501	15.780	21.142	18.579	137.516	118.356	3	10:06:33.249	1:00.076	17.942	22.701	19.433	118.565	108.764	
5	10:08:16.496	55.610	15.744	21.250	18.616	138.366	118.775	4	10:07:32.345	59.096	17.298	22.229	19.569	128.068	107.544	
6	10:09:11.795	55.299	15.679	21.024	18.596	139.517	118.985	5	10:08:31.169	58.824	17.120	22.221	19.483	129.053	109.653	
7	10:10:07.922	56.127	16.187	21.222	18.718	138.081	117.526	6	10:09:30.695	59.526	18.211	22.139	19.176	123.815	109.832	
8	10:11:03.713	55.791	15.749	21.369	18.673	138.652	117.940	7	10:10:29.240	58.545	17.070	22.187	19.288	127.098	109.832	
9	10:11:59.556	55.843	15.773	21.308	18.762	137.516	119.621	8	10:11:27.961	58.721	17.120	22.169	19.432	130.814	109.653	
10	10:12:55.295	55.739	15.585	21.216	18.938	138.652	119.196	9	10:12:27.337	59.376	17.424	22.514	19.438	121.792	109.653	
(26) Alan McGREGOR																
1	10:04:29.907	59.129	17.845	22.121	19.163	90.320	111.105	(69) Mark BOWMAN								
2	10:05:26.851	56.944	16.253	21.773	18.918	135.025	113.935	1	10:04:34.151	1:02.289	18.786	23.822	19.681	89.836	110.556	
3	10:06:23.104	56.253	15.732	21.677	18.844	135.025	115.504	2	10:05:34.079	59.928	16.757	23.372	19.799	128.805	110.739	
4	10:07:19.759	56.655	16.003	21.800	18.852	133.415	113.935	3	10:06:35.368	1:01.289	17.950	23.465	19.874	128.559	109.118	
5	10:08:16.392	56.633	16.333	21.533	18.767	133.680	115.107	4	10:07:34.732	59.364	16.744	22.853	19.767	130.306	112.408	
6	10:09:14.325	5														

KMSC National Motorcycle Racing AC

KMSC Pre-Injection 600

Knockhill 1.267 miles

Race 15 - 2nd Race

05/06/2016 10:15

Race (10 Laps) started at 10:03:25

Lap	Time of Day	Lap Tm	S1	S2	S3	SFSpd	S1Spd
3	10:06:36.575	1:00.472	16.955	23.415	20.102	129.802	109.653
4	10:07:36.761	1:00.186	17.236	23.029	19.921	130.560	106.015
5	10:08:37.812	1:01.051	17.503	23.309	20.239	128.805	107.544
6	10:09:39.154	1:01.342	17.385	23.957	20.000	124.044	109.832
7	10:10:39.971	1:00.817	17.068	23.318	20.431	127.824	108.941
8	10:11:40.916	1:00.945	17.231	23.312	20.402	122.459	108.064
9	10:12:41.758	1:00.842	17.087	23.163	20.592	120.480	111.105

(117) Joe HENDRIE

1	10:04:35.117	1:03.015	18.953	23.756	20.306	94.385	107.890
2	10:05:35.542	1:00.425	17.004	23.045	20.376	124.735	112.597
3	10:06:36.147	1:00.605	17.124	23.207	20.274	125.670	110.556
4	10:07:37.546	1:01.399	18.093	23.194	20.112	121.352	105.515
5	10:08:38.518	1:00.972	17.138	23.359	20.475	122.683	108.764
6	10:09:41.655	1:03.137	18.000	23.510	21.627	123.133	107.201
7	10:10:43.023	1:01.368	17.906	23.316	20.146	119.621	106.183
8	10:11:43.646	1:00.623	17.375	23.015	20.233	122.459	111.660
9	10:12:44.637	1:00.991	17.077	23.007	20.907	122.683	111.105

(73) Fraser CAMERON

1	10:04:37.129	1:04.451	19.465	24.798	20.188	89.596	97.117
2	10:05:38.912	1:01.783	17.646	23.626	20.511	125.201	110.922
3	10:06:39.850	1:00.938	17.228	23.436	20.274	120.697	111.846
4	10:07:42.197	1:02.347	18.008	23.931	20.408	121.133	99.419
5	10:08:43.454	1:01.257	17.553	23.712	19.992	120.480	104.692
6	10:09:44.809	1:01.355	17.371	23.825	20.159	120.697	109.653
7	10:10:45.987	1:01.178	17.471	23.419	20.288	122.459	110.193
8	10:11:47.917	1:01.930	16.892	24.853	20.185	125.201	112.786
9	10:12:49.456	1:01.539	17.129	24.090	20.320	121.792	113.742

(113) Alan JACKSON

1	10:04:37.227	1:05.343	19.537	24.817	20.989	93.465	106.351
2	10:05:39.843	1:02.616	17.782	23.868	20.966	120.049	109.296
3	10:06:41.439	1:01.596	17.464	23.500	20.632	127.824	109.474
4	10:07:43.891	1:02.452	17.580	24.093	20.779	124.504	107.890
5	10:08:46.045	1:02.154	17.701	23.895	20.558	122.683	107.544
6	10:09:47.969	1:01.924	17.531	23.745	20.648	127.098	108.064
7	10:10:49.840	1:01.871	17.438	23.594	20.839	127.581	107.372
8	10:11:51.201	1:01.361	17.531	23.328	20.502	125.905	108.413
9	10:12:52.284	1:01.083	17.229	23.217	20.637	127.098	108.941

(79) Jimmy ROTHERY

1	10:04:39.957	1:07.162	19.608	25.823	21.731	86.479	98.688
2	10:05:42.812	1:02.855	18.172	23.810	20.873	121.133	108.238
3	10:06:45.906	1:03.094	18.233	23.797	21.064	116.103	107.201
4	10:07:49.553	1:03.647	18.369	24.034	21.244	116.304	108.064
5	10:08:52.871	1:03.318	18.231	23.965	21.122	116.709	106.859
6	10:09:57.436	1:04.565	18.446	24.023	22.096	114.518	104.204
7	10:11:01.291	1:03.855	18.658	23.918	21.279	121.572	108.064
8	10:12:06.418	1:05.127	18.433	24.272	22.422	119.196	106.183
9	10:13:10.193	1:03.775	18.447	23.807	21.521	119.835	106.015

(45) Gerry SULLIVAN

1	10:04:40.432	1:07.491	20.075	25.986	21.430	83.363	95.459
2	10:05:45.373	1:04.941	18.936	24.759	21.246	114.129	98.543
3	10:06:50.817	1:05.444	18.344	24.997	22.103	111.660	100.161
4	10:07:55.556	1:04.739	18.252	25.035	21.452	113.935	97.540
5	10:09:00.405	1:04.849	18.332	24.718	21.799	116.709	96.836
6	10:10:05.641	1:05.236	18.699	24.981	21.556	112.408	95.459
7	10:11:10.640	1:04.999	18.446	24.927	21.626	113.742	95.731
8	10:12:15.472	1:04.832	18.659	24.407	21.766	113.549	93.857
9	10:13:20.913	1:05.441	19.071	24.689	21.681	112.033	91.928

(50) Finlay BAIN

1	10:04:39.723	1:07.544	19.901	25.788	21.855	93.595	99.272
2	10:05:46.198	1:06.475	19.673	25.449	21.353	119.409	98.111
3	10:06:51.193	1:04.995	18.155	25.167	21.673	119.835	104.529
4	10:07:56.485	1:05.292	18.469	25.279	21.544	119.621	104.366
5	10:09:01.514	1:05.029	18.238	25.038	21.753	120.697	101.987
6	10:10:05.861	1:04.347	17.961	25.040	21.346	115.903	101.371
7	10:11:11.626	1:05.765	18.515	25.872	21.378	118.147	95.731
8	10:12:17.128	1:05.502	19.020	25.207	21.275	114.518	98.543
9	10:13:21.427	1:04.299	18.218	24.836	21.245	121.572	104.856

Lap	Time of Day	Lap Tm	S1	S2	S3	SFSpd	S1Spd
(196) Martin MacLENNAN							
1	10:04:41.741	1:07.924	19.999	25.998	21.927	83.989	97.117
2	10:05:47.771	1:06.030	19.301	24.921	21.808	113.549	95.188
3	10:06:55.381	1:07.610	19.271	25.508	22.831	114.129	89.957
4	10:08:02.717	1:07.336	19.244	26.104	21.988	106.520	92.947
5	10:09:10.064	1:07.347	19.861	25.547	21.939	107.544	94.651
6	10:10:16.568	1:06.504	19.608	24.377	22.519	106.689	92.435
7	10:11:24.185	1:07.617	19.751	25.985	21.881	100.762	80.755
8	10:12:31.518	1:07.333	19.590	25.846	21.897	112.033	80.658
9	10:13:38.571	1:07.053	19.163	25.956	21.934	106.859	94.785

(888) Joe CAIRNEY

1	10:04:48.981	1:15.362	22.862	28.585	23.915	77.851	91.677
2	10:06:02.973	1:13.992	21.364	28.687	23.941	97.682	97.824
3	10:07:16.157	1:13.184	20.703	28.158	24.323	103.882	97.399
4	10:08:28.685	1:12.528	20.915	27.703	23.910	100.762	95.459
5	10:09:42.456	1:13.771	21.944	28.434	23.393	101.524	89.120
6	10:10:54.484	1:12.028	20.317	28.117	23.594	101.832	93.988
7	10:12:06.587	1:12.103	20.685	27.716	23.702	102.611	93.857
8	10:13:14.573	1:07.986	19.709	26.008	22.269	107.717	98.688

(23) Andrew CUTHBERT

1	10:04:31.108	1:00.180	17.831	23.139	19.210	91.303	110.193
2	10:05:28.887	57.779	16.433	22.123	19.223	133.415	114.323
3	10:06:26.271	57.384	16.248	22.019	19.117	133.150	115.504
4	10:07:24.583	58.312	16.915	22.115	19.282	125.435	112.786
5	10:08:23.582	58.999	16.575	22.962	19.462	127.098	113.935
6	10:09:21.878	58.296	16.509	22.233	19.554	123.815	115.903
7	10:10:20.335	58.457	16.574	22.546	19.337	129.053	115.107

Clerk of the Course.

 Sig : Time :
 Chief Timekeeper : Ian Sharp (SMART Timing)

 Results available at www.mylaps.com and www.smart-timing.co.uk

Printed: 06/06/2016 18:42:58

Orbits



Race Results

KMSC National Motorcycle Racing AC

Lapchart

KMSC Pre-Injection 600

Knockhill 1.267 miles

Race 15 - 2nd Race

05/06/2016 10:15

Race (10 Laps) started at 10:03:25

Competitors	Laps											
	0	1	2	3	4	5	6	7	8	9	10	
Lewis SHAND (91)	1	91	41	41	41	91	91	91	91	91	91	91
Alex BASS (89)	2	89	91	91	91	41	41	41	41	41	47	47
Kieran MURRAY (41)	3	41	89	89	47	47	47	47	47	47	41	41
Steven HADDOW (47)	4	47	47	47	89	89	89	89	89	89	89	89
Alan McGREGOR (26)	5	26	60	26	26	26	26	48	48	48	48	48
Douglas BROWN (60)	6	60	26	60	60	48	48	26	26	26	26	26
Andrew CUTHBERT (23)	7	23	6	6	6	60	6	60	60	6	6	6
James WILKEN (6)	8	6	23	48	48	6	60	6	6	60	60	60
Craig MOFFAT (118)	9	118	48	23	23	23	23	23	23	33	33	33
Scott LOGAN (33)	10	33	129	33	33	33	33	33	33	118	118	118
Martin HERRIOT (129)	11	129	33	118	118	118	118	118	118	129	129	129
David McCAFFERTY (48)	12	48	118	129	129	129	129	129	129	69	69	69
Mark BOWRAN (69)	13	69	69	69	69	69	69	69	69	123	123	123
Alan JACKSON (113)	14	113	117	117	117	123	123	123	123	117	117	117
Joe HENDRIE (117)	15	117	123	123	123	117	117	117	117	73	73	73
Finlay BAIN (50)	16	50	73	73	73	73	73	73	73	113	113	113
Graham BLACKIE (123)	17	123	113	113	113	113	113	113	113	79	79	79
Fraser CAMERON (73)	18	73	50	79	79	79	79	79	79	45	45	45
Jimmy ROTHERY (79)	19	79	79	45	45	45	45	45	45	50	50	50
Gerry SULLIVAN (45)	20	45	45	50	50	50	50	50	50	196	196	196
Joe CAIRNEY (888)	21	888	196	196	196	196	196	196	196	888	888	888
Martin MacLENNAN (196)	22	196	888	888	888	888	888	888	888	888	888	888
-	23											

Margin of Victory	Avg. Speed	Best Lap Tm	Best Speed	Best Lap by
0.491	82.616	53.735	84.881	47 - Steven HADDOW

Clerk of the Course.

Orbits

Sig : Time :
Chief Timekeeper : Ian Sharp (SMART Timing)

Results available at www.mylaps.com and www.smart-timing.co.uk

Printed: 06/06/2016 18:43:13



Race Results

KMSC National Motorcycle Racing AC

Sorted on Laps

KMSC Open Post Classics / Classics

Knockhill 1.267 miles

Race 16 - 3rd Race

05/06/2016 10:30

Race (10 Laps) started at 10:18:42

Pos	No.	Name	Make/Model	CC	Class	Laps	Total Tm	Diff	Best Tm	In Lap	Best Speed
1	87	Jodie CHALK	Honda	CBR500	PC	10	10:08.892		59.317	3	76.894
2	51	Neil MUNRO	Honda	CBR500	PC	10	10:26.569	17.677	1:00.341	2	75.589
3	12	Dan JAMES	Ducati	620	PC	10	10:26.957	18.065	1:00.984	2	74.792
4	48	Allan BROOKBANKS	Honda	CB500	PC	10	10:27.326	18.434	1:01.498	8	74.167
5	111	Jimmy SHANKS	Honda	CB500	PC	10	10:27.335	18.443	1:01.451	5	74.223
6	61	Wattie BROWN	Honda	CBR 400	SL	10	10:42.910	34.018	1:02.741	6	72.697
7	20	Michael JAMIESON	Kawasaki	ZXR400	SL	10	10:51.992	43.100	1:03.192	9	72.178
8	8	Colin TWEDDIE	Honda	CB500	PC	10	10:57.585	48.693	1:04.308	9	70.926
9	22	Ian RUSSELL	Honda	NSR250	PC	10	11:02.031	53.139	1:04.108	6	71.147
10	99	Martin BARRON	Honda	CB500	PC	10	11:06.626	57.734	1:04.860	7	70.322
11	117	Lianne MAYHEW	Kawasaki	ZX6R 400	SL	10	11:07.000	58.108	1:04.911	8	70.267
12	118	Rod WALKER	Kawasaki	ZXR400	SL	10	11:11.613	1:02.721	1:04.826	9	70.359
13	125	Andrew KIRKWOOD	Honda	CB500	PC	9	10:18.846	1 Lap	1:07.058	3	68.017
14	34	Charles MORRISON	Kawasaki	ZXR400	SL	9	10:23.259	1 Lap	1:06.547	6	68.539
15	194	Robyn LINDSAY	Kawasaki	ZXR400	SL	9	10:56.992	1 Lap	1:11.257	6	64.009

Not classified

DNF	44	Martin CURRAH	Honda	CB500	PC	8	8:44.983	DNF	1:03.923	3	71.353
DNF	333	Peter DOLAN	Honda	CB500	PC	1	1:37.670	DNF	1:31.122	1	50.055
DNS	13	Andrew BARTON	Honda	CB500	PC			DNS		0	-
DNS	71	Neil McCLURE	Suzuki	SV650	SL			DNS		0	-

Margin of Victory	Avg. Speed	Best Lap Tm	Best Speed	Best Lap by
17.677	74.908	59.317	76.894	87 - Jodie CHALK

Clerk of the Course.

Orbits

Sig : Time :
Chief Timekeeper : Ian Sharp (SMART Timing)

Results available at www.mylaps.com and www.smart-timing.co.uk

Printed: 06/06/2016 18:37:27



KMSC National Motorcycle Racing AC

KMSC Open Post Classics / Classics

Knockhill 1.267 miles

Race 16 - 3rd Race

05/06/2016 10:30

Race (10 Laps) started at 10:18:42

Lap	Time of Day	Lap Tm	S1	S2	S3	SFSpd	S1Spd
(87) Jodie CHALK							
1	10:19:48.463	1:01.327	18.524	22.552	20.251	79.700	96.281
2	10:20:48.048	59.585	17.250	22.388	19.947	111.846	96.143
3	10:21:47.365	59.317	17.037	22.259	20.021	112.597	96.836
4	10:22:47.185	59.820	17.180	22.389	20.251	112.408	96.558
5	10:23:46.923	59.738	17.116	22.492	20.130	112.220	97.540
6	10:24:47.621	1:00.698	17.325	23.221	20.152	111.846	96.836
7	10:25:47.548	59.927	17.218	22.473	20.236	112.220	96.419
8	10:26:48.244	1:00.696	17.286	22.533	20.877	112.220	96.419
9	10:27:49.590	1:01.346	17.651	23.180	20.515	110.556	93.465
10	10:28:50.914	1:01.324	17.550	22.900	20.874	111.474	96.976

Lap	Time of Day	Lap Tm	S1	S2	S3	SFSpd	S1Spd
(51) Neil MUNRO							
1	10:19:51.592	1:03.777	19.648	23.394	20.735	78.488	97.117
2	10:20:51.933	1:00.341	17.415	22.589	20.337	118.147	101.371
3	10:21:53.155	1:01.222	17.591	22.939	20.692	120.265	100.762
4	10:22:55.288	1:02.133	17.352	23.024	21.757	119.835	100.310
5	10:23:57.283	1:01.995	18.052	23.278	20.665	114.910	100.011
6	10:25:00.309	1:03.026	17.929	23.581	21.516	120.265	99.419
7	10:26:02.568	1:02.259	17.640	23.791	20.828	118.147	101.524
8	10:27:04.467	1:01.899	17.988	22.978	20.933	120.697	100.611
9	10:28:06.493	1:02.026	17.423	23.243	21.360	118.565	101.066
10	10:29:08.591	1:02.098	17.376	23.584	21.138	118.775	102.142

Lap	Time of Day	Lap Tm	S1	S2	S3	SFSpd	S1Spd
(12) Dan JAMES							
1	10:19:52.503	1:04.465	19.483	24.078	20.904	75.233	91.802
2	10:20:53.487	1:00.984	17.570	22.870	20.544	110.739	94.385
3	10:21:55.368	1:01.881	17.844	23.303	20.734	111.474	94.651
4	10:22:56.853	1:01.485	17.712	23.177	20.596	110.193	94.252
5	10:23:57.889	1:01.036	17.715	22.563	20.758	110.556	95.731
6	10:25:00.025	1:02.136	18.037	23.098	21.001	110.556	93.726
7	10:26:03.277	1:03.252	17.746	24.156	21.350	110.193	94.252
8	10:27:04.955	1:01.678	17.804	22.763	21.111	110.193	94.651
9	10:28:06.044	1:01.089	17.581	22.812	20.696	109.474	95.053
10	10:29:08.979	1:02.935	18.202	23.451	21.282	110.556	94.120

Lap	Time of Day	Lap Tm	S1	S2	S3	SFSpd	S1Spd
(48) Allan BROOKBANKS							
1	10:19:52.442	1:04.486	19.682	23.656	21.148	75.914	92.181
2	10:20:54.111	1:01.669	17.853	22.932	20.884	108.238	93.857
3	10:21:55.658	1:01.547	17.735	23.120	20.692	109.832	93.465
4	10:22:57.682	1:02.024	17.909	23.455	20.660	110.012	90.932
5	10:23:59.196	1:01.514	17.900	23.152	20.462	109.474	93.465
6	10:25:01.020	1:01.824	17.796	22.988	21.040	109.653	93.726
7	10:26:03.611	1:02.591	18.253	23.105	21.233	108.764	93.205
8	10:27:05.109	1:01.498	17.844	22.701	20.953	108.941	92.435
9	10:28:06.794	1:01.685	17.677	22.865	21.143	109.653	93.595
10	10:29:09.348	1:02.554	17.798	23.359	21.397	109.118	92.435

Lap	Time of Day	Lap Tm	S1	S2	S3	SFSpd	S1Spd
(111) Jimmy SHANKS							
1	10:19:50.848	1:03.197	19.092	23.217	20.888	76.694	91.802
2	10:20:52.869	1:02.021	18.351	22.945	20.725	107.372	91.055
3	10:21:54.906	1:02.037	18.261	23.054	20.722	108.064	91.928
4	10:22:57.241	1:02.335	18.589	23.103	20.643	107.372	91.802
5	10:23:58.692	1:01.451	18.165	22.817	20.469	109.653	92.690
6	10:25:00.992	1:02.300	18.171	23.382	20.747	109.296	93.076
7	10:26:03.412	1:02.420	18.014	23.076	21.330	108.238	93.335
8	10:27:05.324	1:01.912	18.449	22.708	20.755	107.030	93.857
9	10:28:07.205	1:01.881	18.048	22.800	21.033	109.653	92.818
10	10:29:09.357	1:02.152	18.039	22.913	21.200	108.764	93.726

Lap	Time of Day	Lap Tm	S1	S2	S3	SFSpd	S1Spd
(61) Wattie BROWN							
1	10:19:54.747	1:05.777	19.771	24.473	21.533	85.162	97.824
2	10:20:59.380	1:04.633	18.920	24.269	21.444	113.935	96.005
3	10:22:03.516	1:04.136	18.669	24.237	21.230	113.357	95.595
4	10:23:06.819	1:03.303	18.334	23.741	21.228	112.786	95.323
5	10:24:10.039	1:03.220	18.273	23.699	21.248	112.786	96.005
6	10:25:12.780	1:02.741	18.121	23.697	20.923	112.033	95.188
7	10:26:15.532	1:02.752	18.396	23.360	20.996	112.976	96.281
8	10:27:18.444	1:02.912	18.221	23.432	21.259	112.597	96.419
9	10:28:21.697	1:03.253	18.471	23.821	20.961	111.846	94.919
10	10:29:24.932	1:03.235	18.477	23.610	21.148	112.786	95.868

(20) Michael JAMIESON							
-----------------------	--	--	--	--	--	--	--

Lap	Time of Day	Lap Tm	S1	S2	S3	SFSpd	S1Spd
1	10:19:57.870	1:08.910	20.662	25.801	22.447	85.379	86.479
2	10:21:02.681	1:04.811	18.289	24.755	21.767	111.660	86.702
3	10:22:07.558	1:04.877	18.589	24.860	21.428	113.742	
4	10:23:11.504	1:03.946	17.964	24.539	21.443	116.103	
5	10:24:14.865	1:03.361	17.816	24.207	21.338	116.912	94.252
6	10:25:18.980	1:04.115	18.018	24.916	21.181	117.116	85.487
7	10:26:23.527	1:04.547	18.105	25.293	21.149	116.912	90.320
8	10:27:27.170	1:03.643	18.330	24.314	20.999	112.786	88.649
9	10:28:30.362	1:03.192	17.771	24.196	21.225	116.506	94.785
10	10:29:34.014	1:03.652	17.925	24.301	21.426	114.518	91.179

Lap	Time of Day	Lap Tm	S1	S2	S3	SFSpd	S1Spd
(8) Colin TWEDDIE							
1	10:19:55.400	1:07.057	20.673	24.658	21.726	77.135	
2	10:21:00.393	1:04.993	19.102	24.232	21.659	105.184	91.055
3	10:22:04.977	1:04.584	18.574	24.428	21.582	104.692	89.358
4	10:23:09.578	1:04.601	18.602	24.134	21.865	104.856	
5	10:24:14.659	1:05.081	18.786	24.445	21.850	103.402	90.686
6	10:25:20.237	1:05.578	18.989	24.675	21.914	104.856	89.716
7	10:26:24.606	1:04.369	18.539	24.189	21.641	104.529	90.932
8	10:27:29.441	1:04.835	18.492	24.354	21.989	104.692	90.686
9	10:28:33.749	1:04.308	18.346	23.803	22.159	104.529	
10	10:29:39.607	1:05.858	18.554	24.978	22.326	104.529	90.442

Lap	Time of Day	Lap Tm	S1	S2	S3	SFSpd	S1Spd
(22) Ian RUSSELL							
1	10:19:58.403	1:09.598	21.179	25.626	22.793	74.316	89.477
2	10:21:03.402	1:04.999	19.121	24.048	21.830	106.183	91.552
3	10:22:09.346	1:05.944	18.997	24.675	22.272	108.413	91.427
4	10:23:15.128	1:05.782	19.171	24.645	21.966	107.890	93.335
5	10:24:20.846	1:05.718	19.610	24.493	21.615	110.922	91.802
6	10:25:24.954	1:04.108	19.299	23.741	21.068	106.689	90.320
7	10:26:29.972	1:05.018	19.652	23.985	21.381	105.848	90.198
8	10:27:34.332	1:04.360	19.129	24.014	21.217	105.020	90.442
9	10:28:39.336	1:05.004	19.413	24.050	21.541	105.515	86.702
10	10:29:44.053	1:04.717	19.284	24.252	21.181	103.242	90.077

Lap	Time of Day	Lap Tm	S1	S2	S3	SFSpd	S1Spd
(99) Martin BARRON							
1	10:19:55.037	1:07.254	20.283	24.717	22.254	79.136	90.809
2	10:21:01.548	1:06.511	19.672	24.840	21.999	108.064	87.837
3	10:22:08.821	1:07.273	20.063	24.983	22.227	1	

KMSC National Motorcycle Racing AC

KMSC Open Post Classics / Classics

Knockhill 1.267 miles

Race 16 - 3rd Race

05/06/2016 10:30

Race (10 Laps) started at 10:18:42

Lap	Time of Day	Lap Tm	S1	S2	S3	SFSpd	S1Spd	Lap	Time of Day	Lap Tm	S1	S2	S3	SFSpd	S1Spd
3	10:22:14.001	1:07.058	19.521	25.179	22.358	103.561	86.590								
4	10:23:21.321	1:07.320	19.831	25.011	22.478	100.762	87.266								
5	10:24:29.291	1:07.970	19.847	25.829	22.294	101.832	86.035								
6	10:25:36.577	1:07.286	19.667	25.201	22.418	102.142	84.946								
7	10:26:45.536	1:08.959	20.854	25.780	22.325	96.419	82.139								
8	10:27:53.426	1:07.890	19.907	25.913	22.070	99.566	85.596								
9	10:29:00.868	1:07.442	19.491	25.295	22.656	100.310	85.815								

(34) Charles MORRISON

1	10:20:04.179	1:13.628	21.471	27.681	24.476	76.519	83.885
2	10:21:11.868	1:07.689	19.295	25.303	23.091	98.688	89.596
3	10:22:19.988	1:08.120	19.336	25.786	22.998	103.242	89.120
4	10:23:27.448	1:07.460	19.142	25.428	22.890	101.371	88.884
5	10:24:34.478	1:07.030	18.656	25.550	22.824	104.529	90.442
6	10:25:41.025	1:06.547	18.719	25.156	22.672	104.856	89.957
7	10:26:49.304	1:08.279	19.219	25.514	23.546	103.402	89.120
8	10:27:57.438	1:08.134	19.219	25.624	23.291	100.914	89.596
9	10:29:05.281	1:07.843	19.145	25.594	23.104	99.714	88.884

(194) Robyn LINDSAY

1	10:20:03.776	1:13.175	21.281	27.546	24.348	75.572	84.200
2	10:21:15.958	1:12.182	20.409	27.379	24.394	96.976	82.951
3	10:22:28.569	1:12.611	20.382	27.739	24.490	94.120	79.795
4	10:23:40.814	1:12.245	20.323	27.463	24.459	96.697	83.157
5	10:24:52.418	1:11.604	20.135	27.299	24.170	96.976	82.341
6	10:26:03.675	1:11.257	20.291	27.068	23.898	97.824	82.442
7	10:27:15.368	1:11.693	20.556	26.853	24.284	96.005	84.200
8	10:28:26.884	1:11.516	20.337	27.237	23.942	96.005	83.157
9	10:29:39.014	1:12.130	20.282	27.455	24.393	97.540	83.157

(44) Martin CURRAH

1	10:19:55.689	1:07.376	20.024	26.013	21.339	78.032	90.442
2	10:21:01.661	1:05.972	19.309	24.940	21.723	108.413	88.532
3	10:22:05.584	1:03.923	18.171	24.384	21.368	105.349	91.303
4	10:23:09.694	1:04.110	18.731	24.190	21.189	108.588	92.562
5	10:24:13.853	1:04.159	18.279	24.196	21.684	107.030	91.179
6	10:25:18.355	1:04.502	18.679	24.578	21.245	106.015	90.442
7	10:26:22.837	1:04.482	18.207	24.908	21.367	106.859	92.690
8	10:27:27.005	1:04.168	18.805	24.002	21.361	106.015	90.077

(333) Peter DOLAN

1	10:20:19.692	1:31.122	21.028	25.185	44.909	79.323	88.183
---	--------------	-----------------	---------------	---------------	---------------	---------------	---------------

Clerk of the Course.

Sig : Time :
Chief Timekeeper : Ian Sharp (SMART Timing)

Results available at www.mylaps.com and www.smart-timing.co.uk

Printed: 06/06/2016 18:29:59

Orbits



Race Results

KMSC National Motorcycle Racing AC

Lapchart

KMSC Open Post Classics / Classics

Knockhill 1.267 miles

Race 16 - 3rd Race

05/06/2016 10:30

Race (10 Laps) started at 10:18:42

Competitors	Laps											
	0	1	2	3	4	5	6	7	8	9	10	
Jodie CHALK (87)	1	87	87	87	87	87	87	87	87	87	87	87
Jimmy SHANKS (111)	2	111	111	51	51	51	51	12	51	51	12	51
Martin BARRON (99)	3	99	51	111	111	12	12	51	12	12	51	12
Neil MUNRO (51)	4	51	48	12	12	111	111	111	111	48	48	48
Allan BROOKBANKS (48)	5	48	12	48	48	48	48	48	48	111	111	111
Dan JAMES (12)	6	12	61	61	61	61	61	61	61	61	61	61
Martin CURRAH (44)	7	44	99	8	8	8	44	44	44	44	20	20
Colin TWEDDIE (8)	8	8	8	99	44	44	8	20	20	20	8	8
Peter DOLAN (333)	9	333	44	44	20	20	20	8	8	8	22	22
Ian RUSSELL (22)	10	22	20	20	99	99	22	22	22	22	99	99
Michael JAMIESON (20)	11	20	117	117	22	22	99	99	99	99	117	117
Wattie BROWN (61)	12	61	22	22	117	117	117	117	117	117	118	118
Andrew KIRKWOOD (125)	13	125	125	125	125	118	118	118	118	118	125	125
Lianne MAYHEW (117)	14	117	118	118	118	125	125	125	125	125	34	34
Rod WALKER (118)	15	118	194	34	34	34	34	34	34	34	34	194
Charles MORRISON (34)	16	34	34	194	194	194	194	194	194	194	194	194
Robyn LINDSAY (194)	17	194	333									
-	18											
-	19											

Margin of Victory	Avg. Speed	Best Lap Tm	Best Speed	Best Lap by
17.677	74.908	59.317	76.894	87 - Jodie CHALK

Clerk of the Course.

Orbits

 Sig : Time :
 Chief Timekeeper : Ian Sharp (SMART Timing)

 Results available at www.mylaps.com and www.smart-timing.co.uk


KMSC National Motorcycle Racing AC

KMSC Open Post Classics / Classics

Knockhill 1.267 miles

Race 22 - 4th Race

05/06/2016 13:30

Race (10 Laps) started at 13:11:05

POLE POSITION

3 12 Dan JAMES	2 51 Neil MUNRO	1 87 Jodie CHALK	1
6 8 Colin TWEDDIE	5 111 Jimmy SHANKS	4 48 Allan BROOKBANKS	2
9 125 Andrew KIRKWOOD	8 99 Martin BARRON	7 22 Ian RUSSELL	3
12 13 Andrew BARTON	11 333 Peter DOLAN	10 44 Martin CURRAH	4
15	14	13	5
18 117 Lianne MAYHEW	17 20 Michael JAMIESON	16 61 Wattie BROWN	6
21 194 Robyn LINDSAY	20 34 Charles MORRISON	19 118 Rod WALKER	7
		22 71 Neil McCLURE	8

Clerk of the Course.

Orbits

Sig : Time :
Chief Timekeeper : Ian Sharp (SMART Timing)

Results available at www.mylaps.com and www.smart-timing.co.uk

Printed: 06/06/2016 18:30:44



Race Results

KMSC National Motorcycle Racing AC

Sorted on Laps

KMSC Superbikes & KMSC Clubman

Knockhill 1.267 miles

Race 17 - 2nd Race

05/06/2016 10:45

Race (10 Laps) started at 10:35:34

Pos	No.	Name	Make/Model	CC	Class	Laps	Total Tm	Diff	Best Tm	In Lap	Best Speed
1	179	Andrew TASKER	Kawasaki	ZX10R	SB	10	8:47.557		51.682	5	88.253
2	79	Bruce BIRNIE	BMW	S1000RR	SB	10	8:49.079	1.522	51.618	2	88.362
3	119	Kristopher DUNCAN	Kawasaki	ZX10	SB	10	8:51.469	3.912	51.800	5	88.052
4	55	Donald MacFADYEN	BMW	S1000RR	SB	10	8:55.466	7.909	52.266	5	87.267
5	3	Adrian CLARK	Kawasaki	ZX10R	SB	10	8:56.889	9.332	52.328	5	87.164
6	12	William MONIE	Kawasaki	ZX10R	SB	10	9:01.409	13.852	52.646	5	86.637
7	69	Rodney SCOTT	BMW	S1000RR	C	10	9:09.907	22.350	53.758	10	84.845
8	67	Des BURNS	Kawasaki	ZX10R	C	10	9:11.057	23.500	53.721	10	84.903
9	63	Kenny PATERSON	BMW	S1000RR	C	10	9:11.618	24.061	53.769	6	84.828
10	33	Graeme BODEL	BMW	S1000RR	C	10	9:11.702	24.145	53.863	10	84.680
11	44	David PRENTICE	Yamaha	R1	C	10	9:12.042	24.485	53.730	10	84.889
12	11	Richard HUGHES	BMW	S1000RR	C	10	9:17.671	30.114	53.661	4	84.998
13	45	Gary HOPKINS	Yamaha	R1M	C	10	9:29.796	42.239	55.690	4	81.901
14	4	Daniel MacLEAN	Kawasaki	ZX10R	C	10	9:31.480	43.923	54.698	8	83.387
15	37	Steven PATTERSON	Yamaha	YZF R1	C	9	8:48.944	1 Lap	57.292	8	79.611
16	122	David SUDES	Suzuki	GSXR 1000	C	9	8:49.435	1 Lap	56.568	5	80.630
17	54	Gordon DUNCAN	Ducati	Panigale 899	C	9	8:56.298	1 Lap	57.932	2	78.732
18	6	Calum MacLEAN	Suzuki	GSXR1000	C	9	9:04.355	1 Lap	58.481	3	77.993
19	36	Graham PATTERSON	Kawasaki	ZX10R	C	9	9:23.298	1 Lap	1:00.499	9	75.391

Not classified

DNF	41	Lukasz PIEC	Yamaha	R1	SB	8	7:52.181	DNF	56.922	2	80.129
DNF	82	Geraint JONES	Suzuki	GSXR1000	C	7	7:02.489	DNF	57.886	2	78.794
DNF	14	James ROTHERY	Yamaha	R1	C	5	5:28.862	DNF	1:02.485	3	72.995
DNF	34	John DEAN	Suzuki	GSXR1000K9	SB	1	58.305	DNF	53.134	1	85.841
DNF	31	Torquil PATERSON	MV Agusta		SB		6.272	DNF		0	-
DNS	22	Steven WATSON	Suzuki	GSXR750	C			DNS		0	-
DNS	511	Marc IRONSIDE	Kawasaki	ZX6	C			DNS		0	-
DNS	7	James LAING	BMW	S1000RR	SB			DNS		0	-

Margin of Victory	Avg. Speed	Best Lap Tm	Best Speed	Best Lap by
1.522	86.457	51.618	88.362	79 - Bruce BIRNIE

Clerk of the Course.

Orbits

Sig : Time :
Chief Timekeeper : Ian Sharp (SMART Timing)

Results available at www.mylaps.com and www.smart-timing.co.uk

Printed: 06/06/2016 18:45:29



Race Results

KMSC National Motorcycle Racing AC

KMSC Superbikes & KMSC Clubman

Knockhill 1.267 miles

Race 17 - 2nd Race

05/06/2016 10:45

Race (10 Laps) started at 10:35:34

Lap	Time of Day	Lap Tm	S1	S2	S3	SFSpd	S1Spd
(179) Andrew TASKER							
1	10:36:33.146	53.201	16.067	19.943	17.191	96.697	131.326
2	10:37:25.422	52.276	15.244	19.628	17.404	141.877	130.814
3	10:38:17.333	51.911	15.040	19.540	17.331	143.699	130.053
4	10:39:09.382	52.049	15.021	19.838	17.190	144.008	131.326
5	10:40:01.064	51.682	14.950	19.484	17.248	146.523	131.584
6	10:40:53.119	52.055	14.925	19.761	17.369	143.087	130.053
7	10:41:45.034	51.915	15.119	19.683	17.113	141.877	133.150
8	10:42:37.222	52.188	14.901	19.931	17.356	140.687	132.102
9	10:43:29.409	52.187	14.831	20.134	17.222	145.886	131.070
10	10:44:22.259	52.850	14.825	20.473	17.552	144.317	130.814

Lap	Time of Day	Lap Tm	S1	S2	S3	SFSpd	S1Spd
(79) Bruce BIRNIE							
1	10:36:33.962	53.994	16.134	20.515	17.345	96.005	126.618
2	10:37:25.580	51.618	15.052	19.520	17.046	151.143	131.584
3	10:38:17.491	51.911	15.069	19.712	17.130	145.886	131.070
4	10:39:09.185	51.694	14.737	19.768	17.189	148.797	130.560
5	10:40:01.193	52.008	15.274	19.757	16.977	149.460	131.326
6	10:40:53.227	52.034	14.888	20.108	17.038	147.166	129.551
7	10:41:44.852	51.625	14.818	19.588	17.219	149.128	131.584
8	10:42:37.711	52.859	14.841	20.700	17.318	147.489	128.313
9	10:43:29.819	52.108	14.865	20.145	17.098	148.140	130.560
10	10:44:23.781	53.962	14.814	20.523	18.625	148.140	133.415

Lap	Time of Day	Lap Tm	S1	S2	S3	SFSpd	S1Spd
(119) Kristopher DUNCAN							
1	10:36:33.737	53.871	15.777	20.827	17.267	97.117	127.098
2	10:37:26.642	52.905	15.382	20.260	17.263	142.782	131.842
3	10:38:19.003	52.361	14.774	20.211	17.376	143.392	132.886
4	10:39:11.121	52.118	14.807	20.074	17.237	141.279	133.680
5	10:40:02.921	51.800	14.688	19.898	17.214	147.489	132.362
6	10:40:55.384	52.463	14.794	20.227	17.442	145.886	132.886
7	10:41:48.016	52.632	15.196	20.053	17.383	142.782	129.053
8	10:42:40.506	52.490	14.828	20.131	17.531	142.782	129.551
9	10:43:32.930	52.424	14.858	20.280	17.286	143.087	132.624
10	10:44:26.171	53.241	15.230	20.611	17.400	143.699	129.802

Lap	Time of Day	Lap Tm	S1	S2	S3	SFSpd	S1Spd
(55) Donald MacFADYEN							
1	10:36:34.586	54.516	16.145	20.854	17.517	97.540	126.380
2	10:37:27.804	53.218	15.269	20.367	17.582	149.128	134.215
3	10:38:20.563	52.759	15.037	20.395	17.327	145.886	132.102
4	10:39:12.954	52.391	14.768	20.244	17.379	149.460	131.584
5	10:40:05.220	52.266	14.642	20.279	17.345	151.484	133.150
6	10:40:57.995	52.775	14.711	20.549	17.515	150.465	132.886
7	10:41:51.022	53.027	14.787	20.744	17.496	152.517	133.150
8	10:42:43.637	52.615	14.873	20.236	17.506	149.128	131.842
9	10:43:36.585	52.948	14.694	20.735	17.519	151.143	133.947
10	10:44:30.168	53.583	14.881	20.375	18.327	150.465	133.415

Lap	Time of Day	Lap Tm	S1	S2	S3	SFSpd	S1Spd
(3) Adrian CLARK							
1	10:36:34.842	54.765	16.261	21.076	17.428	100.011	123.815
2	10:37:27.950	53.108	15.209	20.460	17.439	142.479	130.053
3	10:38:20.835	52.885	15.151	20.378	17.356	142.782	129.802
4	10:39:13.219	52.384	14.902	20.099	17.383	145.570	129.551
5	10:40:05.547	52.328	14.918	20.210	17.200	148.140	128.559
6	10:40:58.309	52.762	14.845	20.480	17.437	147.814	130.053
7	10:41:51.228	52.919	14.902	20.562	17.455	146.844	128.313
8	10:42:44.497	53.269	15.442	20.286	17.541	144.008	126.618
9	10:43:38.016	53.519	15.087	20.722	17.710	148.797	126.618
10	10:44:31.591	53.575	15.235	20.384	17.956	147.814	129.802

Lap	Time of Day	Lap Tm	S1	S2	S3	SFSpd	S1Spd
(12) William MONIE							
1	10:36:35.373	54.868	16.078	21.086	17.704	100.914	129.053
2	10:37:28.296	52.923	15.227	20.209	17.487	148.140	128.313
3	10:38:22.287	53.991	15.301	20.748	17.942	148.140	127.339
4	10:39:15.104	52.817	15.049	20.143	17.625	145.255	127.339
5	10:40:07.750	52.646	14.993	19.917	17.736	152.171	129.300
6	10:41:00.646	52.896	14.986	19.944	17.966	150.465	127.339
7	10:41:54.408	53.762	15.260	20.427	18.075	144.008	125.905
8	10:42:48.371	53.963	15.418	20.424	18.121	147.814	124.735
9	10:43:41.963	53.592	15.294	20.515	17.783	145.570	124.044
10	10:44:36.111	54.148	15.346	20.985	17.817	143.392	120.915

(69) Rodney SCOTT							
--------------------------	--	--	--	--	--	--	--

Lap	Time of Day	Lap Tm	S1	S2	S3	SFSpd	S1Spd
1	10:36:36.996	56.251	16.584	21.705	17.962	100.310	125.905
2	10:37:31.714	54.718	15.878	20.876	17.964	144.317	130.053
3	10:38:26.155	54.441	15.277	21.286	17.878	139.808	124.273
4	10:39:20.252	54.097	15.233	21.021	17.843	143.087	128.559
5	10:40:14.237	53.985	15.462	20.784	17.739	137.798	121.133
6	10:41:08.289	54.052	15.452	20.745	17.855	141.577	128.805
7	10:42:03.029	54.740	15.562	21.349	17.829	143.087	124.735
8	10:42:57.040	54.011	15.255	20.565	18.191	142.177	131.326
9	10:43:50.851	53.811	15.614	20.532	17.665	140.392	130.053
10	10:44:44.609	53.758	15.346	20.508	17.904	141.577	132.624

Lap	Time of Day	Lap Tm	S1	S2	S3	SFSpd	S1Spd
(67) Des BURNS							
1	10:36:36.851	55.962	16.312	21.604	18.046	106.015	125.905
2	10:37:31.511	54.660	15.406	21.122	18.132	140.687	126.380
3	10:38:26.063	54.552	15.345	21.148	18.059	145.886	119.196
4	10:39:20.036	53.973	15.203	20.963	17.807	148.797	126.142
5	10:40:14.162	54.126	15.256	21.052	17.818	146.523	121.133
6	10:41:07.978	53.816	15.188	20.844	17.784	146.844	121.572
7	10:42:02.838	54.860	15.466	21.524	17.870	148.140	115.504
8	10:42:57.512	54.674	15.589	21.175	17.910	143.087	117.526
9	10:43:52.038	54.526	15.716	20.998	17.812	142.479	117.321
10	10:44:45.759	53.721	15.173	20.617	17.931	150.129	125.201

Lap	Time of Day	Lap Tm	S1	S2	S3	SFSpd	S1Spd
(63) Kenny PATERSON							
1	10:36:38.170	56.964	16.811	21.946	18.207	97.824	126.142
2	10:37:32.325	54.155	15.534	20.783	17.838	143.699	131.326
3	10:38:26.660	54.335	15.155	21.093	18.087	144.941	126.857
4	10:39:20.670	54.010	15.215	20.864	17.931	142.479	129.302
5	10:40:14.684	54.014	15.380	20.696	17.938	140.687	124.735
6	10:41:08.453	53.769	15.328	20.800	17.641	144.317	126.618
7	10:42:03.367	54.914	15.403	21.550	17.961	145.886	121.792
8	10:42:57.648	54.281	15.345	21.065	17.871	140.687	124.273
9	10:43:52.302	54.654	15.741	21.101	17.812	141.279	120.697
10	10:44:46.320	54.018	15.186	20.840	17.992	142.479	125.435

Lap	Time of Day	Lap Tm	S1	S2	S3	SFSpd	S1Spd
(33) Graeme BODEL							
1	10:36:37.390	56.477	16.745	21.611	18.121	97.824	128.068
2	10:37:31.907	54.517	15.794	20.851	17.872	141.877	131.070
3	10:38:26.806	54.899	15.788	21.111	18.000	141.279	131

KMSC National Motorcycle Racing AC

KMSC Superbikes & KMSC Clubman

Knockhill 1.267 miles

Race 17 - 2nd Race

05/06/2016 10:45

Race (10 Laps) started at 10:35:34

Lap	Time of Day	Lap Tm	S1	S2	S3	SFSpd	S1Spd
3	10:38:31.080	55.754	15.837	21.354	18.563	136.954	124.273
4	10:39:26.770	55.690	16.026	21.274	18.390	134.754	122.014
5	10:40:22.867	56.097	16.073	21.428	18.596	137.516	121.572
6	10:41:19.452	56.585	16.157	21.810	18.618	135.845	117.733
7	10:42:15.965	56.513	16.207	21.634	18.672	131.070	120.697
8	10:43:11.808	55.843	16.001	21.168	18.674	133.415	119.621
9	10:44:08.269	56.461	16.043	22.188	18.230	133.150	120.480
10	10:45:04.498	56.229	15.963	21.641	18.625	136.675	119.835

Lap	Time of Day	Lap Tm	S1	S2	S3	SFSpd	S1Spd
9	10:44:58.000	1:00.499	17.355	23.456	19.688	129.802	115.903

(41) Lukasz PIEC

1	10:36:42.642	1:00.744	18.148	23.023	19.573	95.459	108.413
2	10:37:39.564	56.922	16.120	22.287	18.515	134.215	111.290
3	10:38:37.082	57.518	16.359	21.963	19.196	132.362	108.764
4	10:39:35.007	57.925	16.757	22.455	18.713	131.070	107.201
5	10:40:33.682	58.675	16.532	22.884	19.259	133.680	111.474
6	10:41:31.384	57.702	16.398	22.476	18.828	136.954	108.764
7	10:42:29.655	58.271	17.434	22.445	18.392	136.954	103.242
8	10:43:26.883	57.228	16.224	22.177	18.827	130.560	113.357

(82) Geraint JONES

1	10:36:44.084	1:01.946	18.528	23.851	19.567	103.084	107.201
2	10:37:41.970	57.886	16.508	22.407	18.971	139.517	123.587
3	10:38:41.199	59.229	16.365	23.705	19.159	133.947	117.733
4	10:39:39.461	58.262	16.574	22.548	19.140	136.121	121.352
5	10:40:38.313	58.852	16.578	22.766	19.508	132.886	121.352
6	10:41:38.047	59.734	17.326	22.903	19.505	115.107	111.660
7	10:42:37.191	59.144	17.147	22.632	19.365	127.581	115.903

(14) James ROTHERY

1	10:36:47.848	1:05.332	19.136	25.120	21.076	95.731	116.304
2	10:37:50.501	1:02.653	17.996			122.908	111.105
3	10:38:52.986	1:02.485	17.573	24.435	20.477	129.053	108.941
4	10:39:55.637	1:02.651	18.145	23.843	20.663	126.857	112.597
5	10:41:03.564	1:07.927	18.726	26.730	22.471	120.049	105.848

(34) John DEAN

1	10:36:33.007	53.134	15.585	20.225	17.324	97.967	127.339
---	--------------	---------------	---------------	---------------	---------------	--------	----------------

(4) Daniel MacLEAN

1	10:36:44.439	1:02.354	18.370	24.641	19.343	90.686	103.561
2	10:37:42.529	58.090	16.307	22.854	18.929	138.652	121.352
3	10:38:38.525	55.996	15.940	21.805	18.251	136.675	127.098
4	10:39:35.307	56.782	15.740	22.334	18.708	140.687	126.142
5	10:40:30.929	55.622	16.252	21.141	18.229	132.886	121.572
6	10:41:26.123	55.194	15.806	21.242	18.146	141.877	123.815
7	10:42:21.342	55.219	15.886	20.998	18.335	140.982	124.968
8	10:43:16.040	54.698	15.681	20.921	18.096	138.652	127.098
9	10:44:11.280	55.240	15.716	20.845	18.679	138.081	127.098
10	10:45:06.182	54.902	15.795	20.869	18.238	140.099	127.098

(37) Steven PATTERSON

1	10:36:41.823	1:00.258	18.010	22.914	19.334	104.692	117.526
2	10:37:39.316	57.493	16.519	22.063	18.911	135.025	117.526
3	10:38:36.979	57.663	16.269	22.074	19.320	138.081	118.147
4	10:39:34.941	57.962	16.569	22.278	19.115	130.814	116.912
5	10:40:33.260	58.319	16.355	22.785	19.179	135.845	119.835
6	10:41:31.321	58.061	16.574	22.414	19.073	137.516	115.903
7	10:42:28.790	57.469	16.387	22.003	19.079	137.798	117.733
8	10:43:26.082	57.292	16.217	22.238	18.837	136.121	118.356
9	10:44:23.646	57.564	16.338	22.170	19.056	139.808	122.683

(122) David SUDDER

1	10:36:43.610	1:01.584	18.272	23.734	19.578	103.561	100.460
2	10:37:41.543	57.933	16.198	22.753	18.982	136.954	116.304
3	10:38:40.475	58.932	16.587	23.336	19.009	133.415	116.506
4	10:39:37.511	57.036	16.401	22.062	18.573	134.484	114.910
5	10:40:34.079	56.568	16.027	21.631	18.910	141.877	120.480
6	10:41:31.713	57.634	16.091	22.641	18.902	136.121	109.832
7	10:42:29.023	57.310	16.916	21.619	18.775	137.798	116.912
8	10:43:26.496	57.473	16.212	22.396	18.865	135.571	116.304
9	10:44:24.137	57.641	16.167	22.399	19.075	139.808	114.518

(54) Gordon DUNCAN

1	10:36:43.141	1:01.494	18.566	23.394	19.534	99.863	107.201
2	10:37:41.073	57.932	16.209	22.763	18.960	131.070	118.565
3	10:38:40.038	58.965	16.637	23.435	18.893	129.802	117.526
4	10:39:38.716	58.678	16.586	23.069	19.023	129.802	116.304
5	10:40:36.912	58.196	16.332	22.891	18.973	131.326	112.786
6	10:41:35.084	58.172	16.478	22.782	18.912	130.306	117.321
7	10:42:33.476	58.392	16.515	22.899	18.978	131.584	119.196
8	10:43:32.322	58.846	16.351	23.604	18.891	130.560	117.526
9	10:44:31.000	58.678	16.207	22.909	19.562	134.215	115.903

(6) Calum MacLEAN

1	10:36:45.716	1:02.929	19.097	23.873	19.959	91.928	108.413
2	10:37:45.349	59.633	17.172	22.578	19.883	122.459	111.474
3	10:38:43.830	58.481	16.582	22.379	19.520	121.572	116.709
4	10:39:43.032	59.202	16.799	22.712	19.691	125.435	117.733
5	10:40:42.158	59.126	16.750	22.720	19.656	122.683	109.832
6	10:41:41.482	59.324	16.987	22.822	19.515	126.857	112.408
7	10:42:40.717	59.235	17.096	22.925	19.214	122.236	113.549
8	10:43:39.882	59.165	16.813	22.678	19.674	127.098	112.976
9	10:44:39.057	59.175	17.449	22.388	19.338	118.775	110.374

(36) Graham PATTERSON

1	10:36:48.100	1:04.762	19.185	24.914	20.663	91.303	101.371
2	10:37:50.700	1:02.600	17.977	24.275	20.348	116.304	102.611
3	10:38:51.280	1:00.580	17.306	23.483	19.791	121.792	113.935
4	10:39:51.952	1:00.672	17.186	23.780	19.706	124.044	104.043
5	10:40:53.455	1:01.503	17.261	24.125	20.117	125.435	111.105
6	10:41:54.900	1:01.445	17.720	24.096	19.629	119.196	105.848
7	10:42:56.045	1:01.145	17.602	23.782	19.761	121.792	110.556
8	10:43:57.501	1:01.456	17.471	24.063	19.922	128.559	98.833

Clerk of the Course.

Sig : Time :
 Chief Timekeeper : Ian Sharp (SMART Timing)
 Results available at www.mylaps.com and www.smart-timing.co.uk

Orbits



KMSC National Motorcycle Racing AC

Lapchart

KMSC Superbikes & KMSC Clubman

Knockhill 1.267 miles

Race 17 - 2nd Race

05/06/2016 10:45

Race (10 Laps) started at 10:35:34

Competitors	Laps											
	0	1	2	3	4	5	6	7	8	9	10	
Kristopher DUNCAN (119)	1	119	34	179	179	79	179	179	79	179	179	179
John DEAN (34)	2	34	179	79	79	179	79	79	179	79	79	79
Andrew TASKER (179)	3	179	119	119	119	119	119	119	119	119	119	119
Bruce BIRNIE (79)	4	79	79	55	55	55	55	55	55	55	55	55
Donald MacFADYEN (55)	5	55	55	3	3	3	3	3	3	3	3	3
Adrian CLARK (3)	6	3	3	12	12	12	12	12	12	12	12	12
William MONIE (12)	7	12	12	67	67	67	67	67	67	69	69	69
Rodney SCOTT (69)	8	69	67	69	69	69	69	69	69	67	67	67
Des BURNS (67)	9	67	69	33	63	63	63	63	63	63	63	63
Graeme BODEL (33)	10	33	33	63	33	33	33	33	33	33	33	33
Torquil PATERSON (31)	11	31	63	44	44	44	44	44	44	44	44	44
Gary HOPKINS (45)	12	45	44	11	11	11	11	11	11	11	11	11
David PRENTICE (44)	13	44	45	45	45	45	45	45	45	45	45	45
Kenny PATERSON (63)	14	63	11	37	37	37	4	4	4	4	4	4
Steven PATTERSON (37)	15	37	37	41	41	41	37	37	37	37	37	37
Gordon DUNCAN (54)	16	54	41	54	4	4	41	41	122	122	122	122
Richard HUGHES (11)	17	11	54	122	54	122	122	122	41	41	54	54
Lukasz PIEC (41)	18	41	122	82	122	54	54	54	54	54	6	6
David SUDDER (122)	19	122	82	4	82	82	82	82	82	6	36	36
Daniel MacLEAN (4)	20	4	4	6	6	6	6	6	6	36	36	36
Geraint JONES (82)	21	82	6	14	36	36	36	36	36	36	36	36
James ROTHERY (14)	22	14	14	36	14	14	14	14	14	14	14	14
Calum MacLEAN (6)	23	6	36	36	36	36	36	36	36	36	36	36
Graham PATTERSON (36)	24	36	36	36	36	36	36	36	36	36	36	36
-	25											
-	26											
-	27											

Margin of Victory	Avg. Speed	Best Lap Tm	Best Speed	Best Lap by
1.522	86.457	51.618	88.362	79 - Bruce BIRNIE

Clerk of the Course.

Orbits

Sig : Time :
 Chief Timekeeper : Ian Sharp (SMART Timing)
 Results available at www.mylaps.com and www.smart-timing.co.uk



Race Results

KMSC National Motorcycle Racing AC

Sorted on Laps

KMSC Superstock 600

Knockhill 1.267 miles

Race 18 - 2nd Race

05/06/2016 11:00

Race (10 Laps) started at 10:52:24

Pos	No.	Name	Make/Model	CC	Class	Laps	Total Tm	Diff	Best Tm	In Lap	Best Speed
1	8	Lewis ROLLO	Kawasaki	ZXR 600	S6	10	8:46.908		51.735	3	88.163
2	49	Paul McCLUNG	Yamaha	R6 600	S6	10	8:53.206	6.298	51.798	4	88.055
3	81	Ryan WATSON	Yamaha	R6 600	S6	10	8:53.320	6.412	52.308	3	87.197
4	99	Callum GRIGOR	Kawasaki	ZX6R 600	S6	10	8:58.244	11.336	52.398	3	87.047
5	45	Ewan GRAY	Kawasaki	ZX6R 600	S6	10	9:11.755	24.847	53.475	3	85.294
6	26	Allan RENNIE	Honda	CBR 600	S6	10	9:13.196	26.288	53.822	8	84.744
7	21	Sean COOPER	Kawasaki	ZX6R 600	S6	10	9:13.350	26.442	53.910	9	84.606
8	88	Graham PIRIE	Yamaha	R6 600	S6	10	9:18.369	31.461	54.573	4	83.578
9	84	Kyle HARPER	Kawasaki	ZX6R 600	S6	10	9:19.575	32.667	54.917	9	83.054
10	5	Kyle DUNCAN	Kawasaki	ZX6R 600	S6	10	9:25.102	38.194	55.417	6	82.305
11	11	Patrick FORMAN	Kawasaki	ZX6R 600	S6	10	9:27.992	41.084	55.343	7	82.415
12	27	Andrew DONALD	Kawasaki	ZX6R 600	S6	10	9:34.236	47.328	56.103	3	81.299
13	86	Russell WILL	Yamaha	R6 600	S6	10	9:37.118	50.210	56.205	10	81.151
14	87	Steven ALLISON	Kawasaki	ZX6R 600	S6	10	9:37.630	50.722	55.997	7	81.452
15	12	Anthony JACKSON	Suzuki	GSXR 600 K7	S6	9	8:47.874	1 Lap	57.045	7	79.956
16	35	Kevin GILES	Kawasaki	ZX6R 600	S6	9	8:52.034	1 Lap	57.044	3	79.957
17	17	Roddy MacLEOD	Suzuki	GSXR 600 K7	S6	9	8:58.752	1 Lap	57.524	9	79.290
18	58	Barry STEWART	Yamaha	R6 600	S6	9	9:00.111	1 Lap	58.420	7	78.074
19	79	Ashley ROBSON	Kawasaki	ZX6R 600	S6	9	9:03.386	1 Lap	58.405	3	78.094
20	184	Ryan GIBSON	Yamaha	R6 600	S6	9	9:03.968	1 Lap	58.345	2	78.175

Not classified

DNF	102	Greame KERR	Suzuki	GSXR 600	S6	4	3:49.495	DNF	54.905	3	83.072
DNF	4	Dan MacLEAN	Kawasaki	ZX6R 600	S6	4	3:59.597	DNF	56.746	4	80.377
DNF	89	David MUNRO	Yamaha	R6 600	S6	4	4:09.862	DNF	58.666	3	77.747
DNF	28	Paul BOWERBANK	Yamaha	R6 600	S6	3	2:55.448	DNF	55.420	2	82.300
DNS	31	Torquil PATERSON	Yamaha	R6 600	S6			DNS		0	-
DNS	75	Charlie BUNYAN	Yamaha	R6 600	S6			DNS		0	-

Margin of Victory	Avg. Speed	Best Lap Tm	Best Speed	Best Lap by
6.298	86.563	51.735	88.163	8 - Lewis ROLLO

Clerk of the Course.

Orbits

Sig : Time :
Chief Timekeeper : Ian Sharp (SMART Timing)

Results available at www.mylaps.com and www.smart-timing.co.uk

Printed: 06/06/2016 18:48:36



KMSC National Motorcycle Racing AC

KMSC Superstock 600

Knockhill 1.267 miles

Race 18 - 2nd Race

05/06/2016 11:00

Race (10 Laps) started at 10:52:24

Lap	Time of Day	Lap Tm	S1	S2	S3	SFSpd	S1Spd
(8) Lewis ROLLO							
1	10:53:22.527	52.807	15.629	19.613	17.565	93.465	122.014
2	10:54:14.421	51.894	14.777	19.501	17.616	142.782	122.459
3	10:55:06.156	51.735	14.685	19.554	17.496	143.392	123.587
4	10:55:58.233	52.077	14.797			143.699	122.683
5	10:56:50.092	51.859	14.880			144.008	122.014
6	10:57:41.887	51.795	14.746	19.509	17.540	143.392	124.735
7	10:58:34.066	52.179	14.831	19.714	17.634	143.392	119.835
8	10:59:26.651	52.585	14.827	19.989	17.769	143.087	123.133
9	11:00:18.539	51.888	14.699	19.580	17.609	142.782	123.815
10	11:01:11.591	53.052	14.882	20.124	18.046	143.392	121.133

(49) Paul McLUNG							
1	10:53:23.941	54.071	16.373	20.120	17.578	96.836	124.273
2	10:54:15.968	52.027	15.110	19.589	17.328	144.317	123.587
3	10:55:07.923	51.955	15.076	19.515	17.364	144.317	124.044
4	10:55:59.721	51.798	14.892	19.502	17.404	140.392	123.815
5	10:56:53.922	54.201	16.851	19.834	17.516	144.628	116.506
6	10:57:46.497	52.575	15.119	19.830	17.626	142.479	123.587
7	10:58:38.992	52.495	15.200	19.656	17.639	143.087	122.908
8	10:59:31.688	52.696	15.233	19.861	17.602	141.877	122.459
9	11:00:25.427	53.739	15.313	20.134	18.292	139.808	124.735
10	11:01:17.889	52.462	15.166	19.637	17.659	142.177	124.273

(81) Ryan WATSON							
1	10:53:24.143	54.515	16.438	20.204	17.873	93.726	124.504
2	10:54:16.757	52.614	15.408	19.639	17.567	141.279	122.683
3	10:55:09.065	52.308	15.070	19.739	17.499	142.782	125.201
4	10:56:01.588	52.523	15.130	19.865	17.528	144.317	123.133
5	10:56:54.498	52.910	15.136	20.285	17.489	144.317	120.697
6	10:57:47.043	52.545	15.052	19.882	17.611	141.877	124.273
7	10:58:39.666	52.623	15.234	19.755	17.634	139.227	124.504
8	10:59:32.101	52.435	15.086	19.825	17.524	143.087	125.435
9	11:00:25.518	53.417	15.068	20.768	17.581	142.782	126.380
10	11:01:18.003	52.485	15.229	19.768	17.488	142.479	125.670

(99) Callum GRIGOR							
1	10:53:24.663	54.584	15.922	20.620	18.042	94.919	120.049
2	10:54:17.836	53.173	15.279	19.991	17.903	140.687	120.697
3	10:55:10.234	52.398	15.065	19.716	17.617	140.687	121.572
4	10:56:02.812	52.578	15.115	19.777	17.686	143.087	122.014
5	10:56:55.521	52.709	15.126	19.946	17.637	142.479	121.792
6	10:57:48.316	52.795	15.115	19.926	17.754	142.479	121.792
7	10:58:40.843	52.527	15.029	19.732	17.766	141.279	121.792
8	10:59:33.924	53.081	15.182	20.017	17.882	140.982	121.572
9	11:00:28.179	54.255	15.229	20.508	18.518	141.279	123.133
10	11:01:22.927	54.748	15.190	21.359	18.199	140.687	122.459

(45) Ewan GRAY							
1	10:53:31.749	56.774	17.012	21.656	18.106	61.007	121.792
2	10:54:25.577	53.828	15.916	20.364	17.548	142.177	122.683
3	10:55:19.052	53.475	14.980	20.754	17.741	138.366	125.670
4	10:56:13.428	54.376	15.336	20.737	18.303	142.177	122.908
5	10:57:07.439	54.011	15.298	20.950	17.763	143.392	120.265
6	10:58:01.055	53.616	15.183	20.428	18.005	140.392	122.236
7	10:58:55.495	54.440	15.479			143.087	118.147
8	10:59:48.971	53.476	15.179	20.373	17.924	143.392	120.697
9	11:00:42.747	53.776	15.229	20.275	18.272	136.398	119.621
10	11:01:36.438	53.691	15.198	20.482	18.011	135.845	121.352

(26) Allan RENNIE							
1	10:53:27.335	56.665	16.945	21.402	18.318	98.543	120.480
2	10:54:23.020	55.685	16.198	21.214	18.273	134.754	116.709
3	10:55:17.891	54.871	15.891	20.817	18.163	136.675	118.985
4	10:56:12.054	54.163	15.321			140.687	121.572
5	10:57:06.605	54.551	15.569			140.392	119.409
6	10:58:01.017	54.412	15.495			139.808	119.621
7	10:58:55.722	54.705	15.915			138.652	120.697
8	10:59:49.544	53.822	15.280			138.652	120.049
9	11:00:43.584	54.040	15.408			136.675	120.480
10	11:01:37.879	54.295	15.568			132.886	120.265

(21) Sean COOPER							
-------------------------	--	--	--	--	--	--	--

1	10:53:27.458	57.069	17.310	21.564	18.195	98.111	120.049
2	10:54:22.378	54.920	15.794	20.959	18.167	137.234	121.572
3	10:55:16.984	54.606	15.583	20.855	18.168	141.279	120.480
4	10:56:11.566	54.582	15.755	20.643	18.184	137.516	121.352
5	10:57:06.244	54.678	15.593	20.937	18.148	140.099	120.049
6	10:58:00.632	54.388	15.535	20.748	18.105	140.687	119.835
7	10:58:55.461	54.829	15.829	20.709	18.291	139.517	120.049
8	10:59:49.766	54.305	15.780	20.701	17.824	137.516	121.133
9	11:00:43.676	53.910	15.510	20.428	17.972	140.099	123.133
10	11:01:38.033	54.357	16.110	20.394	17.853	140.687	123.133

(88) Graham PIRIE							
1	10:53:27.934	57.605	17.624	21.645	18.336	95.323	120.049
2	10:54:23.452	55.518	15.775	21.483	18.260	137.798	115.305
3	10:55:18.294	54.842	15.751	21.074	18.017	140.099	120.697
4	10:56:12.867	54.573	15.564	20.942	18.067	136.954	121.133
5	10:57:07.617	54.750	15.751	20.858	18.141	139.227	120.697
6	10:58:02.329	54.712	15.690	20.954	18.068	130.306	121.572
7	10:58:58.104	55.775	15.921	21.605	18.249	139.808	119.835
8	10:59:52.819	54.715	15.824	20.685	18.206	134.754	121.572
9	11:00:47.981	55.162	15.973	21.094	18.095	136.121	122.014
10	11:01:43.052	55.071	15.819	20.903	18.349	135.845	121.572

(84) Kyle HARPER							
1	10:53:27.031	56.662	17.105	21.248	18.309	97.824	118.775
2	10:54:22.709	55.678	15.802	21.664	18.212	137.234	117.733
3	10:55:17.642	54.933	15.848	20.941	18.144	138.366	119.409
4	10:56:13.662	56.020	15.924	21.434	18.662	137.516	120.480
5	10:57:08.858	55.196	15.761	21.249	18.186	137.516	121.572
6	10:58:03.929	55.071	15.699	21.119	18.253	138.652	120.265
7	10:58:59.026	55.097	15.628	21.050	18.419	138.652	120.915
8	10:59:53.973	54.947	15.788	20.875	18.284	136.398	120.265
9	11:00:48.890	54.917	15.812	20.950	18.155	138.366	120.265
10	11:01:44.258	55.368	15.908	21.150	18.310	136.675	118.985

(5) Kyle DUNCAN							
1	10:53:28.500	57.489	17.065	21.814	18.610	99.863	116.506
2	10:54:24.007	55.507	15.694	21.339	18.474	143.087	119.621
3	10:55:20.027	56.020	15.948	21.634	18.438	142.782	119.196
4	10:56:15.732	55.705	16.158	21.194	18.353	142.177	119.409
5	10:57:11.611	55.879	15.887	21.499	18.493	141.577	119.621
6	10:58:07.028	55.417	15.694	21.340	18.383	137.234	119.835
7	10:59:02.716	55.688	15.891	21.308	18.489	141.577	116.506
8	10:59:58.286	55.570	15.752	21.098	18.720	140.099	118.775
9	11:00:53.814	55.528	15.766	21.220	18.542	140.392	119.835
10	11:01:49.785	55.971	15.919	21.315	18.737	139.808	119.196

(11) Patrick FORMAN							
1	10:53:29.551	57.888	17.446	21.891	18.551	103.402	116.304
2	10:54:25.422	55.871	15.961	21.430	18.480	139.227	117.116
3	10:55:21.136	55.714	16.037	21.235	18.442	136.121	117.116
4	10:56:16.889	55.753	15.838	21.517	18.398	137.798	116.506
5	10:57:12.966	56.077	16.183	21.432	18.462	136.398	113.935
6	10:58:08.724	55.758	15.965	21.323	18.470	136.121	114.129
7	10:59:04.067	55.343	15.916	21.004	18.423	136.398	116.506
8	10:59:59.848	55.781	15.996	21.180	18.605	134.215	115.107
9	11:00:55.930	56.082	15.956	21.402	18.724	134.754	114.518
10	11:01:52.675	56.745	16.272	21.543	18.930	133.150	111.846

(27) Andrew DONALD							
1	10:53:30.924	59.684	18.160	22.739	18.785	96.558	115.107
2	10:54:27.259	56.335	16.347	21.700	18.288	133.947	119.621
3	10:55:23.362	56.103	16.15				

Race Results

KMSC National Motorcycle Racing AC

KMSC Superstock 600

Knockhill 1.267 miles

Race 18 - 2nd Race

05/06/2016 11:00

Race (10 Laps) started at 10:52:24

Lap	Time of Day	Lap Tm	S1	S2	S3	SFSpd	S1Spd	Lap	Time of Day	Lap Tm	S1	S2	S3	SFSpd	S1Spd
3	10:55:25.471	56.384	16.278	21.533	18.573	138.366	120.915	9	11:01:28.069	59.254	16.670	22.543	20.041	129.551	114.129
4	10:56:22.248	56.777	16.458	21.620	18.699	137.234	117.733	(184) Ryan GIBSON							
5	10:57:19.619	57.371	16.266	22.442	18.663	137.798	118.147	1	10:53:34.182	1:02.590	18.267	24.604	19.719	93.595	109.296
6	10:58:16.157	56.538	16.406	21.482	18.650	136.675	117.733	2	10:54:32.527	58.345	16.854	22.569	18.922	128.805	115.504
7	10:59:12.680	56.523	16.658	21.492	18.373	137.234	118.356	3	10:55:31.205	58.678	16.852	22.674	19.152	130.053	116.912
8	11:00:09.031	56.351	16.215	21.512	18.624	136.398	118.356	4	10:56:30.518	59.313	16.843	23.307	19.163	130.560	115.107
9	11:01:05.596	56.565	16.251	21.708	18.606	136.398	119.196	5	10:57:30.627	1:00.109	17.313	23.502	19.294	128.805	112.597
10	11:02:01.801	56.205	16.146	21.499	18.560	136.121	119.835	6	10:58:29.502	58.875	16.783	22.823	19.269	129.302	115.903
(87) Steven ALLISON								7	10:59:28.734	59.232	16.918	22.780	19.534	129.053	115.305
1	10:53:31.451	1:00.267	18.263	22.923	19.081	93.726	105.848	8	11:00:29.757	1:01.023	17.622	23.155	20.246	128.805	112.408
2	10:54:29.543	58.092	17.222			134.754	113.166	9	11:01:28.651	58.894	16.909	22.625	19.360	124.735	111.660
3	10:55:27.076	57.533	16.404	22.056	19.073	133.680	116.912	(102) Greame KERR							
4	10:56:23.824	56.748	16.262			130.560	116.709	1	10:53:29.044	58.189	17.516	21.802	18.871	97.117	113.742
5	10:57:20.255	56.431	16.342	21.620	18.469	130.814	116.506	2	10:54:24.233	55.189	15.813	21.031	18.345	136.954	116.103
6	10:58:16.458	56.203	16.092			133.415	116.912	3	10:55:19.138	54.905	15.647	20.770	18.488	139.517	116.103
7	10:59:12.455	55.997	16.232			132.886	116.709	4	10:56:14.178	55.040	15.900	20.772	18.368	134.484	116.103
8	11:00:08.686	56.231	16.178			131.842	116.912	(4) Dan MacLEAN							
9	11:01:05.359	56.673	16.339			131.326	117.116	1	10:53:33.209	1:01.014	18.612	23.287	19.115	104.692	116.103
10	11:02:02.313	56.954	16.259			130.306	115.703	2	10:54:30.124	56.915	16.287	21.811	18.817	133.150	119.835
(12) Anthony JACKSON								3	10:55:27.534	57.410	16.165	22.179	19.066	134.215	114.714
1	10:53:30.745	59.377	17.407	22.815	19.155	101.371	115.903	4	10:56:24.280	56.746	16.286	21.870	18.590	136.675	118.775
2	10:54:29.101	58.356	17.242	22.175	18.939	131.584	116.103	(89) David MUNRO							
3	10:55:26.916	57.815	16.706	21.992	19.117	134.215	117.733	1	10:53:35.833	1:03.635	19.327	24.036	20.272	99.566	109.653
4	10:56:25.381	58.465	16.660	22.773	19.032	131.842	112.220	2	10:54:35.182	59.349	17.271	22.556	19.522	127.098	114.910
5	10:57:23.492	58.111	16.298	22.738	19.075	132.102	116.103	3	10:55:33.848	58.666	17.081	22.391	19.194	130.814	116.103
6	10:58:20.932	57.440	16.335	22.144	18.961	132.886	115.305	4	10:56:34.545	1:00.697	17.898	23.191	19.608	132.624	103.561
7	10:59:17.977	57.045	16.168	21.884	18.993	131.326	117.526	(28) Paul BOWERBANK							
8	11:00:15.026	57.049	16.279	21.854	18.916	131.070	117.526	1	10:53:29.136	58.035	17.683	21.666	18.686	97.399	116.709
9	11:01:12.557	57.531	16.351	21.973	19.207	132.102	117.940	2	10:54:24.556	55.420	15.905	21.323	18.192	144.628	121.352
(35) Kevin GILES								3	10:55:20.131	55.575	15.665	21.662	18.248	139.517	124.273
1	10:53:32.366	1:00.815	18.104	23.529	19.182	94.385	106.015	(17) Roddy MacLEOD							
2	10:54:30.680	58.314	16.679	22.832	18.803	135.025	116.103	1	10:53:35.604	1:03.553	18.882	24.106	20.565	96.143	109.474
3	10:55:27.724	57.044	16.235	22.119	18.690	138.939	115.504	2	10:54:35.047	59.443	16.946	22.886	19.611	132.362	110.922
4	10:56:25.887	58.163	16.357	23.193	18.613	138.366	115.903	3	10:55:33.665	58.618	16.753	22.609	19.256	135.571	111.660
5	10:57:24.165	58.278	16.692	22.868	18.718	135.845	116.103	4	10:56:32.630	58.965	16.809	22.773	19.383	133.680	112.408
6	10:58:22.056	57.891	16.721	22.605	18.565	136.954	116.709	5	10:57:31.080	58.450	16.424	22.922	19.104	136.675	113.935
7	10:59:20.430	58.374	17.230	22.513	18.631	139.517	117.526	6	10:58:29.681	58.601	16.592	22.875	19.134	133.150	114.323
8	11:00:18.709	58.279	16.763	22.559	18.957	138.366	112.033	7	10:59:27.319	57.638	16.354	22.239	19.045	135.025	115.305
9	11:01:16.717	58.008	16.696	22.329	18.983	134.484	116.103	8	11:00:25.911	58.592	16.401	22.613	19.578	137.234	112.786
(58) Barry STEWART								9	11:01:23.435	57.524	16.281	22.024	19.219	134.754	114.129
1	10:53:34.586	1:02.659	18.730	24.042	19.887	99.566	116.709	(79) Ashley ROBSON							
2	10:54:33.611	59.025	16.916	22.466	19.643	136.954	115.504	1	10:53:35.524	1:03.393	19.085	24.002	20.306	99.863	111.105
3	10:55:32.049	58.438	16.384			133.947	114.714	2	10:54:34.015	58.491	16.458	22.470	19.563	127.339	116.304
4	10:56:31.166	59.117	16.221			136.398	115.107	3	10:55:32.420	58.405	16.332	22.410	19.663	130.560	116.709
5	10:57:29.659	58.493	16.380			136.398	113.742	4	10:56:32.256	59.836	16.479	23.510	19.847	125.670	115.903
6	10:58:28.404	58.745	16.522			132.624	115.107	5	10:57:31.921	59.665	17.008	23.055	19.602	128.559	114.518
7	10:59:26.824	58.420	16.590			131.326	114.518	6	10:58:30.756	58.835	16.748	22.598	19.489	127.824	114.518
8	11:00:25.779	58.955	16.367	22.874	19.714	134.215	115.305	7	10:59:29.687	58.931	16.426	23.065	19.440	126.857	117.526
9	11:01:24.794	59.015	16.993			125.905	113.549	8	11:00:28.815	59.128	16.542	22.886	19.700	128.559	116.304

Clerk of the Course.

Orbits

 Sig : Time :
 Chief Timekeeper : Ian Sharp (SMART Timing)

 Results available at www.mylaps.com and www.smart-timing.co.uk


Race Results

KMSC National Motorcycle Racing AC

Lapchart

KMSC Superstock 600

Knockhill 1.267 miles

Race 18 - 2nd Race

05/06/2016 11:00

Race (10 Laps) started at 10:52:24

Competitors	Laps										
	0	1	2	3	4	5	6	7	8	9	10
Ryan WATSON (81)	1	81	8	8	8	8	8	8	8	8	8
Lewis ROLLO (8)	2	8	49	49	49	49	49	49	49	49	49
Paul McCLUNG (49)	3	49	81	81	81	81	81	81	81	81	81
Callum GRIGOR (99)	4	99	99	99	99	99	99	99	99	99	99
Graham PIRIE (88)	5	88	84	21	21	21	21	21	45	45	45
Kyle HARPER (84)	6	84	26	84	84	26	26	26	45	26	26
Sean COOPER (21)	7	21	21	26	26	88	45	45	26	21	21
Allan RENNIE (26)	8	26	88	88	88	45	88	88	88	88	88
Greame KERR (102)	9	102	5	5	45	84	84	84	84	84	84
Kyle DUNCAN (5)	10	5	102	102	102	5	5	5	5	5	5
Paul BOWERBANK (28)	11	28	28	28	5	5	11	11	11	11	11
Steven ALLISON (87)	12	87	11	11	28	11	27	27	27	27	27
Andrew DONALD (27)	13	27	12	45	11	27	86	86	87	87	86
Anthony JACKSON (12)	14	12	27	27	27	86	87	87	86	86	87
Kevin GILES (35)	15	35	87	86	86	87	12	12	12	12	12
Ryan GIBSON (184)	16	184	86	12	12	4	35	35	35	35	35
Patrick FORMAN (11)	17	11	45	87	87	12	58	58	58	58	17
Barry STEWART (58)	18	58	35	4	4	35	184	184	17	17	58
Russell WILL (86)	19	86	4	35	35	184	17	17	184	79	79
Roddy MacLEOD (17)	20	17	184	184	184	58	79	79	184	184	184
Ashley ROBSON (79)	21	79	58	58	58	79					
Dan MacLEAN (4)	22	4	79	79	79	17					
David MUNRO (89)	23	89	17	17	17	89					
Ewan GRAY (45)	24	45	89	89	89						
-	25										
-	26										

Margin of Victory	Avg. Speed	Best Lap Tm	Best Speed	Best Lap by
6.298	86.563	51.735	88.163	8 - Lewis ROLLO

Clerk of the Course.

Orbits

Sig : Time :
 Chief Timekeeper : Ian Sharp (SMART Timing)
 Results available at www.mylaps.com and www.smart-timing.co.uk



Race Results

KMSC National Motorcycle Racing AC

Sorted on Laps

KMSC 125's

Knockhill 1.267 miles

Race 19 - 3rd Race

05/06/2016 11:15

Race (10 Laps) started at 11:10:37

Pos	No.	Name	Make/Model	CC	Class	Laps	Total Tm	Diff	Best Tm	In Lap	Best Speed
1	9	Rishon HICKEY	Aprilia	RS125	F125	10	10:49.898		1:02.981	8	72.420
2	88	Lewis NICOL	Aprilia	RS125	F125	10	11:01.841	11.943	1:04.595	2	70.611
3	8	Cameron McPHERSON	Aprilia	RS125	F125	10	11:36.164	46.266	1:07.317	7	67.755
4	47	Joel BAVIDGE	Aprilia	RS125	F125	10	11:42.685	52.787	1:08.780	8	66.314
5	21	Marc GIBSON	Aprilia	RS125	F125	9	10:28.685	1 Lap	1:07.529	8	67.543
6	15	Finlay MILNE	Aprilia	RS125	F125	9	11:02.039	1 Lap	1:11.691	6	63.622
7	44	Murray PATTISON	Aprilia	RS125	F125	9	11:10.855	1 Lap	1:12.311	7	63.076
8	16	Mia KELLAS	Aprilia	RS125	F125	8	11:02.379	2 Laps	1:18.669	3	57.978
Not classified											
DNF	149	James ALDERSON	Honda	Moto 3	SL	9	9:19.322	DNF	1:00.462	4	75.437
DNF	27	James McLAREN	Aprilia	RS125	F125	8	8:38.719	DNF	1:03.152	4	72.224
DNF	23	Keirin KELLAS	Aprilia	RS125	F125	3	3:45.198	DNF	1:11.581	2	63.719

Margin of Victory	Avg. Speed	Best Lap Tm	Best Speed	Best Lap by
11.943	70.182	1:00.462	75.437	149 - James ALDERSON

Clerk of the Course.

Orbits

 Sig : Time :
 Chief Timekeeper : Ian Sharp (SMART Timing)

 Results available at www.mylaps.com and www.smart-timing.co.uk

Printed: 06/06/2016 18:40:39



Race Results

KMSC National Motorcycle Racing AC

KMSC 125's

Knockhill 1.267 miles

Race 19 - 3rd Race

05/06/2016 11:15

Race (10 Laps) started at 11:10:37

Lap	Time of Day	Lap Tm	S1	S2	S3	SFSpd	S1Spd
(9) Rishon HICKEY							
1	11:11:50.854	1:06.427	21.192			64.403	
2	11:12:54.000	1:03.146	18.757			101.218	
3	11:13:58.911	1:04.911	18.953			97.682	
4	11:15:02.004	1:03.093	18.813			99.125	
5	11:16:05.023	1:03.019	18.630			98.688	
6	11:17:08.742	1:03.719	18.639			99.272	
7	11:18:12.009	1:03.267	18.852			100.611	
8	11:19:14.990	1:02.981	18.647			99.566	
9	11:20:18.597	1:03.607	18.829			99.419	
10	11:21:27.527	1:08.930	19.019			98.979	

(88) Lewis NICOL							
1	11:11:50.425	1:06.241	20.515			69.614	82.543
2	11:12:55.020	1:04.595	19.455			101.066	84.732
3	11:13:59.787	1:04.767	19.040			101.066	82.951
4	11:15:04.862	1:05.075	19.189			100.161	83.363
5	11:16:12.577	1:07.715	19.386			99.714	82.747
6	11:17:17.965	1:05.388	19.317	24.387	21.684	97.540	82.951
7	11:18:22.853	1:04.888	19.234	24.149	21.505	98.688	81.839
8	11:19:27.775	1:04.922	19.350	24.090	21.482	97.967	82.139
9	11:20:34.254	1:06.479	19.386	24.926	22.167	99.566	82.139
10	11:21:39.470	1:05.216	19.214	24.477	21.525	99.419	82.849

(8) Cameron McPHERSON							
1	11:11:55.182	1:10.721	21.773			66.707	74.152
2	11:13:05.774	1:10.592	20.464			90.198	77.047
3	11:14:14.581	1:08.807	20.146			91.677	74.981
4	11:15:23.442	1:08.861	20.459			90.077	73.664
5	11:16:34.039	1:10.597	20.658			89.957	71.543
6	11:17:42.716	1:08.677	20.762			90.077	73.182
7	11:18:50.033	1:07.317	19.670	24.954	22.693	96.419	
8	11:19:57.796	1:07.763	20.170			91.427	75.064
9	11:21:05.569	1:07.773	20.081			90.077	75.064
10	11:22:13.793	1:08.224	20.215			90.564	74.070

(47) Joel BAVIDGE							
1	11:11:56.553	1:10.969	22.389	25.586	22.994	63.730	77.224
2	11:13:06.193	1:09.640	20.928	25.336	23.376	89.716	77.047
3	11:14:15.309	1:09.116	21.001	25.273	22.842	89.716	76.172
4	11:15:24.294	1:08.985	20.838	25.232	22.915	90.442	76.432
5	11:16:33.483	1:09.189	20.677	25.450	23.062	91.179	77.491
6	11:17:42.903	1:09.420	20.877	25.072	23.471	89.120	76.607
7	11:18:52.224	1:09.321	20.917	25.052	23.352	90.809	75.828
8	11:20:01.004	1:08.780	20.856	25.069	22.855	88.767	76.259
9	11:21:10.667	1:09.663	20.941	25.644	23.078	89.358	75.742
10	11:22:20.314	1:09.647	23.124	28.524	17.999	88.532	73.342

(21) Marc GIBSON							
1	11:11:54.446	1:10.048	21.590			67.175	79.511
2	11:13:05.642	1:11.196	21.132			94.518	78.305
3	11:14:14.452	1:08.810	20.768			94.252	80.081
4	11:15:23.794	1:09.342	20.714			94.651	77.761
5	11:16:32.703	1:08.909	20.594			95.323	79.700
6	11:17:42.368	1:09.665	20.769			92.562	77.491
7	11:18:51.032	1:08.664	20.266	25.099	23.299	92.818	79.511
8	11:19:58.561	1:07.529	20.153	24.719	22.657	93.465	79.323
9	11:21:06.314	1:07.753	20.252	25.039	22.462	95.053	78.397

(15) Finlay MILNE							
1	11:12:00.847	1:14.543	23.369	26.892	24.282	61.907	74.316
2	11:13:12.997	1:12.150	21.236	26.527	24.387	88.416	73.745
3	11:14:26.235	1:13.238	21.830			87.608	70.343
4	11:15:38.560	1:12.325	21.057			87.153	72.159
5	11:16:51.126	1:12.566	21.229			86.590	72.314
6	11:18:02.817	1:11.691	20.826			86.702	72.627
7	11:19:14.509	1:11.692	20.972	26.558	24.162	86.702	72.864
8	11:20:26.503	1:11.994	21.045	26.769	24.180	86.927	72.549
9	11:21:39.668	1:13.165	20.717	27.047	25.401	87.608	72.470

(44) Murray PATTISON							
1	11:12:02.541	1:14.656	23.622			61.737	73.342
2	11:13:15.607	1:13.066	21.644	26.571	24.851	89.716	74.152

3	11:14:28.796	1:13.189	22.075			87.266	73.826
4	11:15:42.434	1:13.638	22.234			88.299	72.943
5	11:16:55.903	1:13.469	22.245			86.368	72.785
6	11:18:09.316	1:13.413	22.367	26.681	24.365	86.927	73.826
7	11:19:21.627	1:12.311	21.748	25.763	24.800	86.590	72.785
8	11:20:35.098	1:13.471	22.858	26.838	23.775	86.368	72.004
9	11:21:48.484	1:13.386	22.350	27.029	24.007	89.002	72.706

(16) Mia KELLAS							
1	11:12:12.053	1:22.477	24.638	30.296	27.543	65.090	74.897
2	11:13:34.367	1:22.314	23.341	30.727	28.246	88.068	74.730
3	11:14:53.036	1:18.669	22.347			88.649	73.342
4	11:16:15.119	1:22.083	23.346			87.153	73.182
5	11:17:34.324	1:19.205	22.186			89.358	72.864
6	11:18:53.411	1:19.087	22.457	29.328	27.302	87.494	73.907
7	11:20:12.313	1:18.902	21.910	29.960	27.032	90.932	72.627
8	11:21:40.008	1:27.695	24.619	34.754	28.322	89.477	66.377

(149) James ALDERSON							
1	11:11:48.775	1:03.085	19.563	23.031	20.491	81.839	98.254
2	11:12:49.919	1:01.144	18.101	22.978	20.065	114.910	98.833
3	11:13:50.655	1:00.736	17.989	22.826	19.921	115.504	98.398
4	11:14:51.117	1:00.462	17.840			115.703	98.254
5	11:15:51.863	1:00.746	18.081	22.695	19.970	114.714	98.543
6	11:16:53.814	1:01.951	18.251	22.603	21.097	115.703	98.833
7	11:17:54.365	1:00.551	17.974	22.495	20.082	114.714	100.310
8	11:18:54.872	1:00.507	17.684	22.682	20.141	115.903	98.833
9	11:19:56.951	1:02.079	18.464	23.146	20.469	109.832	100.011

(27) James McLAREN							
1	11:11:50.497	1:06.004	20.434			67.377	84.412
2	11:12:53.969	1:03.472	18.692			104.204	
3	11:13:57.359	1:03.390	18.590			100.310	
4	11:15:00.511	1:03.152	18.772			101.524	81.938
5	11:16:04.546	1:04.035	18.752			100.914	83.054
6	11:17:08.612	1:04.066	18.734			100.460	82.442
7	11:18:12.109	1:03.497	18.875			101.218	82.240
8	11:19:16.348	1:04.239	20.260			103.084	

(23) Keirin KELLAS							
1	11:11:59.579	1:13.069	21.794	26.655	24.620	64.156	77.581
2	11:13:11.160	1:11.531	20.777	26.214	24.590	88.299	76.870
3	11:14:22.827	1:11.667	20.887	26.293	24.487	88.068	75.914

Clerk of the Course.

Sig :

Time :

Chief Timekeeper : Ian Sharp (SMART Timing)

Results available at www.mylaps.com and www.smart-timing.co.uk

Printed: 06/06/2016 18:13:58



KMSC National Motorcycle Racing AC

Lapchart

KMSC 125's

Knockhill 1.267 miles

Race 19 - 3rd Race

05/06/2016 11:15

Race (10 Laps) started at 11:10:37

Competitors	Laps											
	0	1	2	3	4	5	6	7	8	9	10	
Lewis NICOL (88)	1	88	149	149	149	149	149	149	149	149	149	9
Marc GIBSON (21)	2	21	88	27	27	27	27	27	9	9	9	88
Rishon HICKEY (9)	3	9	27	9	9	9	9	9	27	27	88	8
Cameron McPHERSON (8)	4	8	9	88	88	88	88	88	88	88	8	47
James McLAREN (27)	5	27	21	21	21	8	21	21	8	8	21	
Joel BAVIDGE (47)	6	47	8	8	8	21	47	8	21	21	47	
James ALDERSON (149)	7	149	47	47	47	47	8	47	47	47	15	
Finlay MILNE (15)	8	15	23	23	23	15	15	15	15	15	44	
Keirin KELLAS (23)	9	23	15	15	15	44	44	44	44	44		
Murray PATTISON (44)	10	44	44	44	44	16	16	16	16	16		
Mia KELLAS (16)	11	16	16	16	16							

Margin of Victory	Avg. Speed	Best Lap Tm	Best Speed	Best Lap by
11.943	70.182	1:00.462	75.437	149 - James ALDERSON

Clerk of the Course.

Orbits

Sig : Time :
 Chief Timekeeper : Ian Sharp (SMART Timing)
 Results available at www.mylaps.com and www.smart-timing.co.uk



KMSC National Motorcycle Racing AC

KMSC 125's

Knockhill 1.267 miles

Race 25 - 4th Race

05/06/2016 14:15

Race (10 Laps) started at 14:07:11

POLE POSITION

3 8 Cameron McPHERSON	2 88 Lewis NICOL	1 9 Rishon HICKEY	1
6 15 Finlay MILNE	5 21 Marc GIBSON	4 47 Joel BAVIDGE	2
9 149 James ALDERSON	8 16 Mia KELLAS	7 44 Murray PATTISON	3
	11 23 Keirin KELLAS	10 27 James McLAREN	4

Clerk of the Course.

Orbits

Sig : Time :
Chief Timekeeper : Ian Sharp (SMART Timing)

Results available at www.mylaps.com and www.smart-timing.co.uk

Printed: 06/06/2016 18:14:45



Race Results

KMSC National Motorcycle Racing AC

Sorted on Laps

Scottish Championship Lightweights

Knockhill 1.267 miles

Race 20 - 2nd Race

05/06/2016 13:00

Race (10 Laps) started at 12:33:31

Pos	No.	Name	Make/Model	CC	Class	Laps	Total Tm	Diff	Best Tm	In Lap	Best Speed
1	49	Paul McCLUNG	Kawasaki	ER6	SL	10	9:19.382		54.440	3	83.782
2	5	Gillian McGAW	Kawasaki	650	SL	10	9:23.849	4.467	55.197	2	82.633
3	119	Kristopher DUNCAN	Kawasaki	ER6	SL	10	9:24.355	4.973	55.058	3	82.842
4	15	Keith DICKIE	Kawasaki	ER6	SL	10	9:28.777	9.395	55.697	3	81.891
5	11	Lewis PATERSON	Suzuki	SV650	SL	10	9:35.249	15.867	56.200	7	81.158
6	142	Marc IRONSIDE	Kawasaki	ER6	SL	10	9:36.406	17.024	55.795	3	81.747
7	4	Alan GIBSON	Suzuki	SV650	SL	10	9:41.566	22.184	56.965	8	80.068
8	21	Grant REID	Kawasaki	ER6	SL	10	9:47.580	28.198	57.169	6	79.783
9	39	Stuart HAMILTON	Kawasaki	ER650	SL	10	9:51.157	31.775	57.653	9	79.113
10	24	Alex REID	Suzuki	650	SL	10	9:54.672	35.290	58.294	8	78.243
11	2	Robert WOODWARD	Suzuki	SV650	SL	10	9:59.609	40.227	58.858	4	77.493
12	14	Scott GORDON	Kawasaki	ER6	SL	10	10:00.508	41.126	57.992	8	78.650
13	79	Ashley ROBSON	Kawasaki	ZXR400	SL	10	10:02.063	42.681	58.698	3	77.704
14	55	Tom ROBINSON	Aprilia	RRV 450	SL	10	10:02.876	43.494	59.002	5	77.304
15	25	Jim PURVIS	Yamaha	FZR400	SL	10	10:14.811	55.429	59.586	7	76.546
16	16	Gerry KEIRNAN	Suzuki	SV650	SL	10	10:14.975	55.593	59.931	10	76.106
17	73	Ray MALONEY	Kawasaki	ER6	SL	10	10:15.779	56.397	59.579	9	76.555
18	51	Kris WOODS	Suzuki	SV650	SL	10	10:17.783	58.401	1:00.447	7	75.456
19	800	Gordon CLARK	Kawasaki	ZXR400	SL	10	10:18.050	58.668	59.929	5	76.108
20	17	Michael CRITCHELL	Suzuki	SV650	SL	9	9:23.039	1 Lap	1:00.387	3	75.531
21	71	Neil McCLURE	Suzuki	SV650	SL	9	9:25.914	1 Lap	1:01.255	7	74.461
22	74	Christine WATSON	Suzuki	SV650	SL	9	9:32.583	1 Lap	1:01.894	6	73.692
23	90	Dean CRAWFORD	Suzuki	SV650	SL	9	9:33.231	1 Lap	1:01.022	9	74.745
Not classified											
DNF	112	Gordon MILLAR	Suzuki	SV650	SL	8	8:32.135	DNF	1:01.914	4	73.668
DNF	29	Eric UTTERSON	Suzuki	SV650	SL	7	7:20.700	DNF	1:00.535	7	75.346

Margin of Victory	Avg. Speed	Best Lap Tm	Best Speed	Best Lap by
4.467	81.538	54.440	83.782	49 - Paul McCLUNG

Clerk of the Course.

Orbits

Sig : Time :
Chief Timekeeper : Ian Sharp (SMART Timing)

Results available at www.mylaps.com and www.smart-timing.co.uk

Printed: 06/06/2016 20:45:57



Race Results

KMSC National Motorcycle Racing AC

Scottish Championship Lightweights

Knockhill 1.267 miles

Race 20 - 2nd Race

05/06/2016 13:00

Race (10 Laps) started at 12:33:31

Lap	Time of Day	Lap Tm	S1	S2	S3	SFSpd	S1Spd	Lap	Time of Day	Lap Tm	S1	S2	S3	SFSpd	S1Spd
(49) Paul McCLUNG								1	12:34:36.465	59.062	17.663	22.329	19.070	90.198	109.474
1	12:34:32.862	56.187	16.676	20.954	18.557	89.120	111.105	2	12:35:33.975	57.510	16.356	21.786	19.368	127.098	109.296
2	12:35:27.314	54.452	15.934	20.328	18.190	131.326	111.474	3	12:36:31.472	57.497	16.336	21.892	19.269	125.435	109.296
3	12:36:21.754	54.440	15.734	20.388	18.318	132.102	111.105	4	12:37:29.371	57.899	16.961	21.628	19.310	125.435	108.764
4	12:37:16.413	54.659	16.004	20.340	18.315	131.070	111.290	5	12:38:26.855	57.484	16.286	21.737	19.461	123.587	107.544
5	12:38:11.301	54.888	15.806	20.581	18.501	132.624	111.290	6	12:39:24.192	57.337	16.282	21.873	19.182	122.459	107.890
6	12:39:06.514	55.213	16.031	20.561	18.621	130.814	111.474	7	12:40:21.529	57.337	16.146	21.978	19.213	122.908	108.064
7	12:40:01.913	55.399	15.879	20.833	18.687	131.584	112.033	8	12:41:18.494	56.965	16.175	21.776	19.014	123.360	108.064
8	12:40:58.471	56.558	16.357	21.656	18.545	127.098	113.357	9	12:42:15.647	57.153	16.315	21.691	19.147	123.360	107.890
9	12:41:54.906	56.435	16.717	20.893	18.825	131.326	110.556	10	12:43:13.107	57.460	16.401	21.855	19.204	124.044	106.351
10	12:42:50.923	56.017	16.065	20.790	19.162	131.070	112.976	(21) Grant REID							
(5) Gillian McGAW								1	12:34:36.984	59.452	17.951	22.192	19.309	84.839	111.660
1	12:34:34.745	57.751	17.421	21.733	18.597	91.928	113.549	2	12:35:34.664	57.680	16.370	21.825	19.485	130.306	112.597
2	12:35:29.942	55.197	15.954	20.873	18.370	132.624	115.305	3	12:36:32.200	57.536	16.457	21.664	19.415	129.802	112.597
3	12:36:25.412	55.470	15.967	20.963	18.540	132.886	112.786	4	12:37:30.080	57.880	16.666	21.877	19.337	129.302	112.408
4	12:37:20.651	55.239	15.950	20.815	18.474	132.102	112.597	5	12:38:27.775	57.695	16.458	21.801	19.436	129.053	111.290
5	12:38:16.200	55.549	15.947	20.955	18.647	132.102	112.786	6	12:39:24.944	57.169	16.253	21.689	19.227	129.053	111.846
6	12:39:11.672	55.472	16.120	20.908	18.444	131.584	111.660	7	12:40:22.149	57.205	16.455	21.643	19.107	129.053	111.660
7	12:40:06.928	55.256	15.935	20.978	18.343	131.070	114.323	8	12:41:20.429	58.280	17.167	21.907	19.206	129.302	111.105
8	12:41:02.269	55.341	16.097	20.868	18.376	132.886	113.549	9	12:42:19.211	58.782	16.952	22.127	19.703	129.302	110.556
9	12:41:58.965	56.696	16.575	21.498	18.623	134.215	112.408	10	12:43:19.121	59.910	17.821	22.277	19.812	128.068	108.588
10	12:42:55.390	56.425	16.030	21.579	18.816	133.150	113.742	(39) Stuart HAMILTON							
(119) Kristopher DUNCAN								1	12:34:38.686	1:00.739	18.326	22.546	19.867	91.303	107.201
1	12:34:35.051	58.201	17.455	22.179	18.567	82.442	110.193	2	12:35:37.470	58.784	18.877	22.255	19.652	124.504	107.201
2	12:35:30.480	55.429	15.811	21.252	18.366	130.053	114.714	3	12:36:36.224	58.754	16.714	22.396	19.644	126.142	106.859
3	12:36:25.538	55.058	15.776	20.947	18.335	130.306	112.033	4	12:37:34.867	58.643	16.852	22.283	19.508	125.670	106.689
4	12:37:20.778	55.240	15.955	20.927	18.358	130.306	112.976	5	12:38:32.777	57.910	16.619	21.892	19.399	124.968	107.030
5	12:38:16.253	55.475	15.909	21.099	18.467	130.814	112.786	6	12:39:31.115	58.338	16.502	21.876	19.960	125.435	107.544
6	12:39:11.464	55.211	15.961	20.747	18.503	129.302	111.105	7	12:40:28.820	57.705	16.565	21.734	19.406	123.587	106.520
7	12:40:06.830	55.366	15.977	20.911	18.478	127.581	110.193	8	12:41:26.498	57.678	16.364	21.821	19.493	124.735	107.201
8	12:41:02.146	55.316	15.882	21.010	18.424	127.824	111.474	9	12:42:24.151	57.653	16.489	21.859	19.305	124.504	106.183
9	12:41:58.865	56.719	16.402	21.683	18.634	129.551	111.474	10	12:43:22.698	58.547	16.591	22.483	19.473	125.201	107.030
10	12:42:55.896	57.031	16.003	21.945	19.083	129.053	110.922	(24) Alex REID							
(15) Keith DICKIE								1	12:34:37.894	1:00.186	18.024	22.323	19.839	88.649	103.242
1	12:34:35.515	58.284	17.573	21.895	18.816	91.677	110.193	2	12:35:36.657	58.763	16.936	22.260	19.567	122.236	102.926
2	12:35:31.394	55.879	16.303	21.105	18.471	131.326	111.474	3	12:36:35.129	58.472	16.787	21.998	19.687	122.236	101.832
3	12:36:27.091	55.697	16.033	21.059	18.605	131.070	112.408	4	12:37:33.547	58.418	16.830	21.945	19.643	120.697	101.524
4	12:37:22.873	55.782	16.164	20.952	18.666	130.053	110.922	5	12:38:32.265	58.718	16.887	22.118	19.713	120.049	101.218
5	12:38:18.965	56.092	16.254	21.107	18.731	129.551	112.408	6	12:39:31.293	59.028	16.908	22.248	19.872	119.196	101.218
6	12:39:14.877	55.912	16.245	20.960	18.707	128.559	110.739	7	12:40:30.049	58.756	17.406	21.860	19.490	122.683	102.768
7	12:40:10.675	55.798	16.195	20.924	18.679	128.068	110.193	8	12:41:28.343	58.294	16.811	21.858	19.625	120.480	101.987
8	12:41:06.702	56.027	16.179	21.092	18.756	128.068	109.296	9	12:42:27.132	58.789	17.019	22.158	19.612	120.265	100.762
9	12:42:03.491	56.789	16.359	21.199	19.231	126.618	110.193	10	12:43:26.213	59.081	16.855	22.354	19.872	120.480	100.611
10	12:43:00.318	56.827	16.395	21.442	18.990	127.098	111.290	(2) Robert WOODWARD							
(11) Lewis PATERSON								1	12:34:39.039	1:00.590	18.037	22.751	19.802	91.055	101.987
1	12:34:36.153	58.401	17.530	21.703	19.168	90.932	108.413	2	12:35:38.471	59.432	16.737	22.563	20.132	118.985	102.768
2	12:35:33.087	56.934	16.403	21.408	19.123	126.142	107.544	3	12:36:37.387	58.916	16.645	22.423	19.848	120.265	102.454
3	12:36:29.745	56.658	16.218	21.457	18.983	125.201	107.544	4	12:37:36.245	58.858	16.640	22.348	19.870	118.985	101.832
4	12:37:26.285	56.540	16.113	21.192	19.235	125.201	106.859	5	12:38:35.518	59.273	16.919	22.414	19.940	118.356	101.066
5	12:38:23.462	57.177	16.356	21.473	19.348	124.504	104.692	6	12:39:34.636	59.118	16.944	22.472	19.702	117.321	100.611
6	12:39:20.205	56.743	16.270	21.373	19.100	123.133	106.015	7	12:40:34.321	59.685	16.950	22.865	19.870	117.940	100.611
7	12:40:16.405	56.200	16.104	21.087	19.009	123.587	106.689	8	12:41:33.240	58.919	16.754	22.455	19.710	118.356	101.832
8	12:41:13.039	56.634	16.304	21.268	19.062	122.908	104.529	9	12:42:32.135	58.895	16.814	22.379	19.702	118.565	101.524
9	12:42:10.279	57.240	16.543	21.666	19.031	124.735	104.043	10	12:43:31.150	59.015	16.725	22.571	19.719	118.985	101.218
10	12:43:06.790	56.511	16.384	21.229	18.898	124.735	105.681	(14) Scott GORDON							
(142) Marc IRONSIDE								1	12:34:39.935	1:01.391	18.407	22.948	20.036	83.780	100.310
1	12:34:34.397	57.654	17.422	21.453	18.779	87.837	108.238	2	12:35:39.568	59.633	17.379	22.593	19.661	116.709	100.611
2	12:35:30.663	56.266	16.165	21.159	18.942	126.618	109.653	3	12:36:38.332	58.764	17.030	21.984	19.750	122.683	101.987
3	12:36:26.458	55.795	16.162	20.983	18.650	126.380	110.556	4	12:37:37.340	59.008	17.165	22.163	19.680	121.352	101.066
4	12:37:23.685	57.227	16.824	21.172	19.231	127.824	105.848	5	12:38:36.624	59.284	17.403	21.989	19.892	121.133	101.066
5	12:38:20.203	56.518	16.489	21.115	18.914	123.587	108.588	6	12:39:35.473	58.849	17.194	22.108	19.547	118.356	100.460
6	12:39:17.954	57.751	16.720	21.572	19.459	124.968	103.561	7	12:40:35.308	59.835	17.046	22.842	19.947	120.265	100.161
7	12:40:15.452	57.498	16.699	21.647	19.152	122.236	106.859	8	12:41:33.300	57.992	16.699	21.775	19.518	120.265	100.460
8	12:41:12.750	57.298	16.708	21.430	19.160	124.504	105.184	9	12:42:32.415	59.115	17.269	22.016	19.830	120.049	99.419
9	12:42:10.205	57.455	16.570	21.491	19.394	124.504	105.184	10	12:43:32.049	59.634	17.012	22.159	20.463	117.940	99.125
10	12:43:07.947	57.742	16.613	21.715	19.414	121.792	100.762	(79) Ashley ROBSON							
(4) Alan GIBSON								1	12:34:40.215	1:01.028	17.981	23.076	19.971	91.677	104.692
1	12:34:40.215	1:01.028	17.981	23.076	19.971	91.677	104.692	2	12:35:39.368	59.153	17.153	22.332	19.668	118.985	103.561

Clerk of the Course.

Sig :

Time :

Chief Timekeeper : Ian Sharp (SMART Timing)

KMSC National Motorcycle Racing AC

Scottish Championship Lightweights

Knockhill 1.267 miles

Race 20 - 2nd Race

05/06/2016 13:00

Race (10 Laps) started at 12:33:31

Lap	Time of Day	Lap Tm	S1	S2	S3	SFSpd	S1Spd	Lap	Time of Day	Lap Tm	S1	S2	S3	SFSpd	S1Spd
3	12:36:38.066	58.698	16.693	22.241	19.764	121.133	105.184	5	12:38:46.202	59.929	17.160	22.972	19.797	122.014	106.015
4	12:37:37.170	59.104	16.966	22.321	19.817	117.526	105.020	6	12:39:46.761	1:00.559	17.038	23.532	19.989	114.518	106.859
5	12:38:36.353	59.183	16.902	22.484	19.797	117.526	104.204	7	12:40:46.860	1:00.099	17.510	22.639	19.950	113.549	105.184
6	12:39:35.321	58.968	16.864	22.461	19.643	120.049	103.721	8	12:41:47.727	1:00.867	17.304	22.966	20.597	116.304	104.856
7	12:40:35.461	1:00.140	17.119	23.320	19.701	116.304	105.349	9	12:42:48.907	1:01.180	17.328	23.521	20.331	114.129	104.043
8	12:41:34.425	58.964	17.045	22.217	19.702	116.304	103.721	10	12:43:49.591	1:00.684	17.393	23.245	20.046	119.621	104.043
9	12:42:34.117	59.692	17.035	22.568	20.089	119.621	105.515	(17) Michael CRITCHELL							
10	12:43:33.604	59.487	16.911	22.588	19.988	120.049	103.561	1	12:34:44.082	1:04.424	18.655	25.127	20.642	98.398	103.721
(55) Tom ROBINSON								2	12:35:46.038	1:01.956	17.877	24.033	20.046	122.236	103.084
1	12:34:39.500	1:00.818	18.087	22.903	19.828	89.716	98.688	3	12:36:46.425	1:00.387	17.085	23.384	19.918	122.683	104.366
2	12:35:38.676	59.176	17.015	22.371	19.790	121.792	103.242	4	12:37:47.327	1:00.902	17.119	24.050	19.733	124.044	103.882
3	12:36:37.824	59.148	16.970	22.387	19.791	123.815	103.242	5	12:38:48.224	1:00.897	17.587	23.258	20.052	122.683	103.084
4	12:37:36.846	59.022	16.658	22.435	19.929	121.792	103.402	6	12:39:49.486	1:01.262	17.384	23.616	20.262	120.915	104.529
5	12:38:35.848	59.002	16.926	22.374	19.702	120.480	103.084	7	12:40:50.837	1:01.351	17.559	23.423	20.369	121.572	104.692
6	12:39:35.034	59.186	16.935	22.541	19.710	119.196	99.863	8	12:41:52.562	1:01.725	17.733	23.589	20.403	119.621	101.832
7	12:40:35.079	1:00.045	17.024	23.171	19.850	119.409	102.142	9	12:42:54.580	1:02.018	17.701	23.750	20.567	119.621	101.524
8	12:41:35.643	1:00.564	17.266	23.197	20.101	121.572	98.398	(71) Neil McClURE							
9	12:42:35.007	59.364	17.298	22.375	19.691	119.409	101.987	1	12:34:45.232	1:05.064	19.610	24.694	20.760	94.120	103.561
10	12:43:34.417	59.410	16.796	22.915	19.699	122.683	104.043	2	12:35:46.893	1:01.661	17.615	23.567	20.479	118.985	105.349
(25) Jim PURVIS								3	12:36:48.335	1:01.447	17.683	23.364	20.395	121.133	104.043
1	12:34:44.730	1:04.697	19.079	24.627	20.991	93.335	103.084	4	12:37:49.802	1:01.462	17.647	23.474	20.346	119.835	103.721
2	12:35:45.329	1:00.599	17.480	23.186	19.933	122.236	105.349	5	12:38:51.338	1:01.536	17.637	23.346	20.553	119.196	103.402
3	12:36:45.788	1:00.459	16.657	23.341	20.461	122.908	104.856	6	12:39:52.963	1:01.625	17.929	23.356	20.340	118.775	101.371
4	12:37:46.094	1:00.306	17.329	22.995	19.982	120.049	103.721	7	12:40:54.218	1:01.255	17.576	23.406	20.273	118.775	103.084
5	12:38:45.918	59.824	16.869	23.050	19.905	121.792	103.721	8	12:41:55.893	1:01.675	17.860	23.227	20.588	119.196	102.768
6	12:39:45.878	59.960	16.791	23.291	19.878	120.697	103.882	9	12:42:57.455	1:01.562	17.505	23.179	20.878	118.775	103.242
7	12:40:45.464	59.586	16.881	22.749	19.956	120.697	103.242	(74) Christine WATSON							
8	12:41:45.259	59.795	16.908	22.770	20.117	120.480	102.611	1	12:34:45.347	1:05.802	19.822	24.691	21.289	95.323	99.714
9	12:42:45.709	1:00.450	17.170	22.908	20.372	120.480	101.987	2	12:35:47.905	1:02.558	18.193	23.657	20.708	116.709	99.714
10	12:43:46.352	1:00.643	17.564	22.876	20.203	119.835	100.914	3	12:36:49.925	1:02.020	17.765	23.471	20.784	117.321	100.310
(16) Gerry KEIRNAN								4	12:37:52.212	1:02.287	17.892	23.564	20.831	116.912	99.272
1	12:34:42.145	1:02.869	18.327	23.959	20.583	98.398	103.242	5	12:38:54.712	1:02.500	18.043	23.621	20.836	114.714	98.543
2	12:35:43.456	1:01.311	17.404	23.706	20.201	124.735	107.030	6	12:39:56.606	1:01.894	17.847	23.324	20.723	114.518	98.979
3	12:36:45.190	1:01.734	17.224	23.529	20.981	125.435	100.310	7	12:40:58.558	1:01.952	17.744	23.315	20.893	114.910	98.979
4	12:37:45.363	1:00.173	17.272	22.823	20.078	122.236	106.183	8	12:42:01.334	1:02.776	18.001	23.487	21.288	113.742	98.111
5	12:38:45.472	1:00.109	17.180	22.825	20.104	123.815	105.515	9	12:43:04.124	1:02.790	18.017	23.832	20.941	114.910	98.398
6	12:39:46.376	1:00.904	17.411	23.498	19.995	122.014	101.524	(90) Dean CRAWFORD							
7	12:40:46.404	1:00.028	17.261	22.772	19.995	123.815	107.201	1	12:34:46.252	1:05.252	20.909	23.980	20.363	98.833	99.566
8	12:41:46.422	1:00.018	17.170	22.708	20.140	122.683	104.043	2	12:35:48.761	1:02.509	18.444	23.444	20.621	122.014	102.926
9	12:42:46.585	1:00.163	17.444	22.589	20.130	122.908	104.529	3	12:36:51.086	1:02.325	18.697	23.158	20.470	120.915	101.987
10	12:43:46.516	59.931	17.135	22.719	20.077	122.683	105.020	4	12:37:53.315	1:02.229	17.918	23.701	20.610	122.459	102.926
(73) Ray MALONEY								5	12:38:56.158	1:02.843	18.319	23.691	20.833	121.352	102.611
1	12:34:42.510	1:03.623	18.917	24.098	20.608	91.427	95.731	6	12:39:58.621	1:02.463	18.538	23.486	20.439	120.697	101.678
2	12:35:42.910	1:00.400	17.405	22.855	20.140	116.506	103.721	7	12:41:00.832	1:02.211	18.312	23.627	20.272	119.835	103.084
3	12:36:43.995	1:01.085	17.644	23.018	20.423	118.985	100.011	8	12:42:03.750	1:02.918	18.280	23.659	20.979	121.352	102.298
4	12:37:44.275	1:00.280	17.442	22.712	20.126	116.709	101.987	9	12:43:04.772	1:01.022	18.041	22.902	20.079	122.459	102.298
5	12:38:44.586	1:00.311	17.337	22.865	20.109	120.265	102.454	(112) Gordon MILLAR							
6	12:39:45.631	1:01.045	17.983	23.001	20.061	120.480	100.914	1	12:34:45.671	1:05.487	19.603	25.091	20.793	89.836	101.218
7	12:40:45.940	1:00.309	17.602	22.732	19.975	117.116	102.454	2	12:35:48.457	1:02.786	18.282	23.769	20.735	117.321	101.832
8	12:41:47.165	1:01.225	17.676	23.121	20.428	118.775	103.721	3	12:36:50.849	1:02.392	17.996	23.590	20.806	118.356	101.987
9	12:42:46.744	59.579	17.240	22.596	19.743	115.703	101.524	4	12:37:52.763	1:01.914	17.589	23.819	20.506	118.356	102.142
10	12:43:47.320	1:00.576	17.358	22.887	20.331	119.835	101.218	5	12:38:55.879	1:03.116	18.088	24.156	20.872	117.116	100.762
(51) Kris WOODS								6	12:39:58.297	1:02.418	17.998	23.682	20.738	116.912	101.066
1	12:34:40.880	1:02.025	18.500	23.574	19.951	87.952	98.254	7	12:41:00.577	1:02.280	18.143	23.366	20.771	115.903	100.914
2	12:35:41.644	1:00.764	17.541	23.245	19.978	123.133	102.454	8	12:42:03.676	1:03.099	18.074	23.905	21.120	117.321	101.678
3	12:36:42.297	1:00.653	17.465	23.109	20.079	121.133	102.454	(29) Eric UTTERSON							
4	12:37:42.904	1:00.607	17.459	23.286	19.862	121.572	98.543	1	12:34:42.672	1:03.497	18.821	24.423	20.253	89.836	97.117
5	12:38:43.550	1:00.646	17.577	23.114	19.955	120.265	98.398	2	12:35:43.679	1:01.007	17.419	23.617	19.971	120.265	106.689
6	12:39:44.081	1:00.531	17.356	23.336	19.839	119.196	98.398	3	12:36:45.328	1:01.649	17.178	23.656	20.815	120.480	101.524
7	12:40:44.528	1:00.447	17.420	23.205	19.822	120.480	101.066	4	12:37:49.306	1:03.978	17.650	25.878	20.450	115.107	105.515
8	12:41:46.949	1:02.421	17.711	23.738	20.972	118.147	97.967	5	12:38:50.365	1:01.059	17.234	23.547	20.278	121.352	104.043
9	12:42:48.222	1:01.273	17.661	23.445	20.167	119.196	97.117	6	12:39:51.706	1:01.341	17.840	23.416	20.085	121.352	104.204
10	12:43:49.324	1:01.102	17.593	23.297	20.212	117.526	98.688	7	12:40:52.241	1:00.535	17.251	23.198			

KMSC National Motorcycle Racing AC

Lapchart

Scottish Championship Lightweights

Knockhill 1.267 miles

Race 20 - 2nd Race

05/06/2016 13:00

Race (10 Laps) started at 12:33:31

Competitors	Laps										
	0	1	2	3	4	5	6	7	8	9	10
Paul McCLUNG (49)	1	49	49	49	49	49	49	49	49	49	49
Marc IRONSIDE (142)	2	142	142	5	5	5	5	119	119	119	5
Kristopher DUNCAN (119)	3	119	5	119	119	119	5	5	5	5	119
Gillian McGAW (5)	4	5	119	142	142	15	15	15	15	15	15
Keith DICKIE (15)	5	15	15	15	142	142	142	142	142	142	11
Alan GIBSON (4)	6	4	11	11	11	11	11	11	11	11	142
Grant REID (21)	7	21	4	4	4	4	4	4	4	4	4
Alex REID (24)	8	24	21	21	21	21	21	21	21	21	21
Lewis PATERSON (11)	9	11	24	24	24	24	39	39	39	39	39
Stuart HAMILTON (39)	10	39	39	39	39	39	24	24	24	24	24
Robert WOODWARD (2)	11	2	2	2	2	2	2	2	2	2	2
Scott GORDON (14)	12	14	55	55	55	55	55	55	14	14	14
Tom ROBINSON (55)	13	55	14	79	79	79	79	14	79	79	79
Kris WOODS (51)	14	51	79	14	14	14	14	79	55	55	55
Ray MALONEY (73)	15	73	51	51	51	51	51	51	25	25	25
Eric UTTERSON (29)	16	29	16	73	73	73	73	25	16	16	16
Ashley ROBSON (79)	17	79	73	16	16	16	25	73	51	73	73
Gerry KEIRNAN (16)	18	16	29	29	800	25	25	16	16	73	51
Gordon CLARK (800)	19	800	800	800	29	800	800	800	800	800	800
Christine WATSON (74)	20	74	17	25	25	17	17	17	17	17	17
Michael CRITCHELL (17)	21	17	25	17	17	29	29	29	71	71	71
Jim PURVIS (25)	22	25	71	71	71	71	71	71	74	74	74
Neil McCLURE (71)	23	71	74	74	74	74	74	74	112	90	90
Gordon MILLAR (112)	24	112	112	112	112	112	112	112	90	90	90
Dean CRAWFORD (90)	25	90	90	90	90	90	90	90	90	90	90

Margin of Victory	Avg. Speed	Best Lap Tm	Best Speed	Best Lap by
4.467	81.538	54.440	83.782	49 - Paul McCLUNG

Clerk of the Course.

Orbits

Sig : Time :
 Chief Timekeeper : Ian Sharp (SMART Timing)
 Results available at www.mylaps.com and www.smart-timing.co.uk



KMSC National Motorcycle Racing AC

KMSC Lightweights

Knockhill 1.267 miles

Race 26 - 3rd Race

05/06/2016 14:45

Race (10 Laps) started at 14:51:26

POLE POSITION

3	2	1	1
119 Kristopher DUNCAN	5 Gillian McGAW	49 Paul McCLUNG	1
6	5	4	2
142 Marc IRONSIDE	11 Lewis PATERSON	15 Keith DICKIE	2
9	8	7	3
39 Stuart HAMILTON	21 Grant REID	4 Alan GIBSON	3
12	11	10	4
14 Scott GORDON	2 Robert WOODWARD	24 Alex REID	4
15	14	13	5
25 Jim PURVIS	55 Tom ROBINSON	79 Ashley ROBSON	5
18	17	16	6
51 Kris WOODS	73 Ray MALONEY	16 Gerry KEIRNAN	6
21	20	19	7
71 Neil McCLURE	17 Michael CRITCHELL	800 Gordon CLARK	7
24	23	22	8
112 Gordon MILLAR	90 Dean CRAWFORD	74 Christine WATSON	8
	26	25	9
	162 Patrick POLLARD	29 Eric UTTERSON	9

Clerk of the Course.

Orbits

Sig : Time :
Chief Timekeeper : Ian Sharp (SMART Timing)

Results available at www.mylaps.com and www.smart-timing.co.uk



Race Results

KMSC National Motorcycle Racing AC

Sorted on Laps

National Pre-Injection 600

Knockhill 1.267 miles

Race 21 - 2nd Race

05/06/2016 13:15

Race (10 Laps) started at 12:52:01

Pos	No.	Name	Make/Model	CC	Class	Laps	Total Tm	Diff	Best Tm	In Lap	Best Speed
1	91	Lewis SHAND	Yamaha	R6 600	PI6	10	9:14.387		54.106	2	84.299
2	41	Kieran MURRAY	Kawasaki	ZX6 600	PI6	10	9:16.120	1.733	54.351	4	83.919
3	47	Steven HADDOW	Yamaha	R6 600	PI6	10	9:17.660	3.273	54.368	4	83.893
4	26	Alan McGREGOR	Yamaha	R6	PI6	10	9:24.497	10.110	55.478	9	82.214
5	48	David McCafferty	Yamaha	R6 600	PI6	10	9:26.856	12.469	55.132	6	82.730
6	60	Douglas BROWN	Yamaha	R6 600	PI6	10	9:38.690	24.303	56.664	6	80.494
7	6	James WILKEN	Yamaha	R6 600	PI6	10	9:39.047	24.660	56.205	10	81.151
8	33	Scott LOGAN	Honda	CBR 600	PI6	10	9:55.601	41.214	58.329	2	78.196
9	118	Craig MOFFAT	Yamaha	R6 600	PI6	10	9:55.881	41.494	58.236	7	78.321
10	23	Andrew CUTHBERT	Kawasaki	ZXR 600	PI6	10	9:55.986	41.599	58.195	8	78.376
11	69	Mark BOWRAN	Yamaha	R6 600	PI6	10	10:04.625	50.238	58.724	10	77.670
12	129	Martin HERRIOT	Yamaha	R6 600	PI6	10	10:05.345	50.958	58.563	5	77.884
13	117	Joe HENDRIE	Yamaha	R6 600	PI6	10	10:14.045	59.658	59.987	6	76.035
14	123	Graham BLACKIE	Honda	CBR600	PI6	9	9:25.748	1 Lap	1:00.049	9	75.956
15	113	Alan JACKSON	Honda	CBR 600	PI6	9	9:27.087	1 Lap	1:01.524	3	74.135
16	73	Fraser CAMERON	Yamaha	R6 600	PI6	9	9:29.044	1 Lap	1:01.070	6	74.686
17	79	Jimmy ROTHERY	Yamaha	R6 600	PI6	9	9:47.735	1 Lap	1:03.478	2	71.853
18	45	Gerry SULLIVAN	Kawasaki	ZX6R 600	PI6	9	9:48.306	1 Lap	1:02.695	7	72.750
19	50	Finlay BAIN	Yamaha	R6 600	PI6	9	9:52.550	1 Lap	1:03.493	8	71.836
20	196	Martin MacLENNAN	Honda	CBR 600	PI6	9	9:56.432	1 Lap	1:04.180	9	71.067
Not classified											
DNF	89	Alex BASS	Yamaha	R6 600	PI6	8	7:27.882	DNF	54.479	3	83.722
DNF	888	Joe CAIRNEY	Honda	CBR6	PI6	6	7:17.561	DNF	1:10.037	5	65.124
DNS	27	Darren ANDERSON	Kawasaki	ZXR 600	PI6			DNS		0	-

Margin of Victory	Avg. Speed	Best Lap Tm	Best Speed	Best Lap by
1.733	82.273	54.106	84.299	91 - Lewis SHAND

Clerk of the Course.

Orbits

Sig : Time :
Chief Timekeeper : Ian Sharp (SMART Timing)

Results available at www.mylaps.com and www.smart-timing.co.uk

Printed: 06/06/2016 20:35:39



Race Results

KMSC National Motorcycle Racing AC

National Pre-Injection 600

Knockhill 1.267 miles

Race 21 - 2nd Race

05/06/2016 13:15

Race (10 Laps) started at 12:52:01

Lap	Time of Day	Lap Tm	S1	S2	S3	SFSpd	S1Spd
(91) Lewis SHAND							
1	12:53:02.969	56.204	16.769	21.157	18.278	89.596	117.733
2	12:53:57.075	54.106	15.510	20.602	17.994	139.227	117.321
3	12:54:52.107	55.032	15.513	20.728	18.791	139.517	118.356
4	12:55:46.308	54.201	15.472	20.887	17.842	134.484	118.775
5	12:56:41.877	55.569	15.750	20.526	19.293	135.845	117.526
6	12:57:37.003	55.126	15.363	20.326	19.437	134.484	118.985
7	12:58:31.407	54.404	15.618	20.647	18.139	137.234	117.733
8	12:59:26.537	55.130	15.579	20.752	18.799	139.517	115.903
9	13:00:21.763	55.226	15.670	20.970	18.586	137.516	118.147
10	13:01:16.101	54.338	15.449	20.549	18.340	136.675	117.526
(41) Kieran MURRAY							
1	12:53:03.434	56.150	16.585	20.964	18.601	94.785	115.703
2	12:53:58.131	54.697	15.799			135.571	115.703
3	12:54:52.709	54.578	15.716	20.404	18.458	135.571	115.504
4	12:55:47.060	54.351	15.782			135.571	116.304
5	12:56:41.689	54.629	15.895	20.265	18.469	136.398	116.103
6	12:57:37.590	55.901	15.888	20.317	19.696	136.675	116.506
7	12:58:32.474	54.884	15.740	20.488	18.656	132.624	115.703
8	12:59:27.100	54.626	15.687	20.419	18.520	135.845	115.504
9	13:00:22.584	55.484	15.816	21.119	18.549	133.947	117.733
10	13:01:17.834	55.250	16.070	20.453	18.727	133.680	114.323
(47) Steven HADDOW							
1	12:53:02.235	55.275	16.451	20.500	18.324	92.435	115.703
2	12:53:56.851	54.616	15.645	20.425	18.546	135.845	116.506
3	12:54:51.794	54.943	15.493	21.046	18.404	135.571	116.709
4	12:55:46.162	54.368	15.618	20.509	18.241	135.845	116.304
5	12:56:41.312	55.150	16.207	20.316	18.627	136.398	116.103
6	12:57:35.700	54.388	15.466	20.204	18.718	135.298	115.504
7	12:58:31.273	55.573	15.804	21.225	18.544	135.298	112.786
8	12:59:26.292	55.019	15.721	20.785	18.513	135.571	116.912
9	13:00:22.539	56.247	15.945	21.295	19.007	131.584	110.193
10	13:01:19.374	56.835	16.168	20.964	19.703	126.380	109.832
(26) Alan McGREGOR							
1	12:53:04.935	57.726	17.029	21.859	18.838	94.252	116.103
2	12:54:00.456	55.521	16.025	21.051	18.445	134.754	118.775
3	12:54:55.946	55.490	15.918	21.097	18.475	137.234	118.565
4	12:55:51.540	55.594	15.944	21.173	18.477	136.398	116.912
5	12:56:47.072	55.532	15.925	21.092	18.515	135.571	117.526
6	12:57:42.563	55.491	15.635	21.088	18.768	136.398	118.147
7	12:58:38.490	55.927	15.930	21.402	18.595	133.415	117.940
8	12:59:34.129	55.639	15.666	21.305	18.668	134.484	117.940
9	13:00:29.607	55.478	15.812	21.077	18.589	132.362	117.940
10	13:01:26.211	56.604	15.716	22.132	18.756	135.845	118.356
(48) David McCafferty							
1	12:53:04.719	57.761	17.008	21.452	19.301	91.928	116.103
2	12:54:00.914	56.195	16.330	21.262	18.603	139.227	119.196
3	12:54:56.842	55.928	16.163	21.233	18.532	139.808	119.835
4	12:55:52.012	55.170	15.767	20.849	18.554	138.652	118.356
5	12:56:47.557	55.545	15.619	21.264	18.662	139.808	118.565
6	12:57:42.689	55.132	15.457	21.064	18.611	139.227	120.049
7	12:58:39.528	56.839	15.801	22.377	18.661	138.939	118.147
8	12:59:34.971	55.443	15.605	21.108	18.730	140.099	118.985
9	13:00:30.719	55.748	15.575	21.136	19.037	138.652	119.409
10	13:01:28.570	57.851	15.876	21.926	20.049	135.845	119.196
(60) Douglas BROWN							
1	12:53:05.707	58.024	17.147	21.890	18.987	95.595	110.922
2	12:54:02.538	56.831	16.114	21.602	19.115	133.150	113.742
3	12:54:59.495	56.957	16.374	21.477	19.106	130.053	112.597
4	12:55:56.493	56.998	16.313	21.522	19.163	130.814	111.846
5	12:56:54.170	57.677	16.294			129.551	112.597
6	12:57:50.834	56.664	16.217	21.433	19.014	128.559	113.549
7	12:58:47.763	56.929	16.247	21.508	19.174	131.070	112.786
8	12:59:45.792	58.029	16.166	22.298	19.565	130.560	113.742
9	13:00:43.422	57.630	16.370	21.620	19.640	128.559	112.597
10	13:01:40.404	56.982	16.280	21.502	19.200	127.581	110.193
(6) James WILKEN							

Lap	Time of Day	Lap Tm	S1	S2	S3	SFSpd	S1Spd
(33) Scott LOGAN							
1	12:53:05.863	57.892	17.363	22.024	18.505	89.002	110.556
2	12:54:02.715	56.852	16.043	21.775	19.034	128.559	114.323
3	12:54:59.576	56.861	16.325	21.660	18.876	131.842	114.323
4	12:55:56.463	56.887	16.361	21.702	18.824	128.313	113.549
5	12:56:54.186	57.723	16.559	22.147	19.017	131.070	113.742
6	12:57:50.909	56.723	16.451	21.594	18.678	129.302	112.408
7	12:58:47.831	56.922	16.300	21.821	18.801	127.098	113.742
8	12:59:46.105	58.274	16.362	22.298	19.614	126.618	114.518
9	13:00:44.556	58.451	16.247	21.756	20.448	128.313	112.408
10	13:01:40.761	56.205	16.381	21.314	18.510	127.339	111.290
(118) Craig MOFFAT							
1	12:53:07.931	1:00.042	18.096	22.466	19.480	90.320	112.408
2	12:54:06.260	58.329	16.826			129.053	113.549
3	12:55:05.652	59.392	16.958	22.992	19.442	129.302	110.193
4	12:56:04.365	58.713	17.226	22.047	19.440	128.805	109.118
5	12:57:02.887	58.522	16.795			127.339	112.408
6	12:58:01.447	58.560	16.837	22.185	19.538	127.339	112.597
7	12:59:00.467	59.020	17.008	22.311	19.701	125.201	111.660
8	12:59:59.198	58.731	16.772	22.479	19.480	126.857	111.105
9	13:00:57.793	58.595	16.768	22.169	19.658	126.618	111.846
10	13:01:57.315	59.522	16.722	22.702	20.098	127.098	112.033
(23) Andrew CUTHBERT							
1	12:53:08.677	1:00.657	17.983	23.047	19.627	95.459	106.520
2	12:54:07.565	58.888	17.014	22.414	19.460	132.886	109.296
3	12:55:06.165	58.600	16.439	22.691	19.470	131.070	110.922
4	12:56:05.097	58.932	16.743	22.631	19.558	131.070	107.890
5	12:57:03.568	58.471	16.578	22.411	19.482	129.551	111.105
6	12:58:02.560	58.992	16.661	22.810	19.521	127.098	102.926
7	12:59:00.796	58.236	16.548	22.260	19.428	129.551	110.193
8	13:00:00.031	59.235	16.788	22.856	19.591	127.339	110.922
9	13:00:58.545	58.514	16.634	22.173	19.707	129.053	110.374
10	13:01:57.595	59.050	16.294	22.999	19.757	128.313	109.474
(69) Mark BOWMAN							
1	12:53:07.303	59.688	17.545	22.745	19.398	92.054	113.742
2	12:54:06.035	58.732	16.999	22.343	19.390	121.792	112.786
3	12:55:05.875	1:01.840	17.078	25.168	19.594	121.133	111.105
4	12:56:06.897	59.022	16.944	22.432	19.646	125.201	112.976
5	12:57:03.362	58.465	16.860	22.208	19.397	124.273	113.357
6	12:58:03.886	58.524	16.520	22.759	19.245	127.339	113.166
7	12:59:02.387	58.501	16.985	22.054	19.462	125.435	113.357
8	13:00:00.582	58.195	16.564	22.193	19.438	129.302	110.739
9	13:00:58.874	58.292	16.594	22.157	19.541	126.618	116.304
10	13:01:57.700	58.826	16.542	22.816	19.468	127.581	115.305
(129) Martin HERRIOT							
1	12:53:13.392	1:03.813	19.004	24.424	20.385	89.002	111.290
2	12:54:14.034	1:00.642	17.605	23.283	19.754	128.805	112.976
3	12:55:13.224	59.190	16.853	22.392	19.945	131.584	112.033
4	12:56:12.167	58.943	16.980	22.495	19.468	125.670	111.105
5	12:57:10.730	58.563	17.179	22.105	19.279	130.560	112.033
6	12:58:09.786	59.056	16.959	22.637	19.460	130.306	112.220
7	12:59:08.963	59.177	16.940	22.781	19.456	130.560	109.474
8	13:00:08.340	59.377	17.171	22.828	19.378	129.053	111.846
9	13:01:07.789	59.449	17.404	22.440	19.605	124.735	113.166
10	13:02:06.339	58.724	16.780	22.353	19.860	125.905	112.597
(117) Joe HENDRIE							
1	12:53:11.394	1:02.691	18.624	23.757	20.310	95.188	107.717
2	12:54:12.094	1:00.700	17.921	22.695	20.084	121.352	111.474

Clerk of the Course.

Orbits

KMSC National Motorcycle Racing AC

National Pre-Injection 600

Knockhill 1.267 miles

Race 21 - 2nd Race

05/06/2016 13:15

Race (10 Laps) started at 12:52:01

Lap	Time of Day	Lap Tm	S1	S2	S3	SFSpd	S1Spd
3	12:55:13.249	1:01.155	17.490	23.272	20.393	121.572	107.890
4	12:56:14.184	1:00.935	17.764	22.934	20.237	123.815	110.193
5	12:57:14.245	1:00.061	17.545	22.691	19.825	122.236	111.105
6	12:58:14.232	59.987	17.270	22.769	19.948	119.621	109.296
7	12:59:14.848	1:00.616	17.232	23.391	19.993	122.014	111.846
8	13:00:14.835	59.987	17.104	23.026	19.857	124.968	108.413
9	13:01:15.089	1:00.254	17.180	22.827	20.247	124.504	109.832
10	13:02:15.759	1:00.670	17.512	22.810	20.348	121.133	108.064

Lap	Time of Day	Lap Tm	S1	S2	S3	SFSpd	S1Spd
(196) Martin MacLENNAN							
1	12:53:17.513	1:07.269	19.312	25.703	22.254	88.299	96.143
2	12:54:23.065	1:05.552	18.550	25.312	21.690	114.910	98.111
3	12:55:28.212	1:05.147	18.477	24.539	22.131	112.597	96.281
4	12:56:33.758	1:05.546	19.226	24.484	21.836	112.786	89.957
5	12:57:38.409	1:04.651	18.451	24.246	21.954	112.976	95.053
6	12:58:43.266	1:04.857	18.673	24.522	21.662	114.129	90.564
7	12:59:48.416	1:05.150	18.594	24.300	22.256	111.105	98.254
8	13:00:53.966	1:05.550	18.194	23.700	23.656	112.597	94.385
9	13:01:58.146	1:04.180	18.724	24.394	21.062	110.012	84.095

(123) Graham BLACKIE							
1	12:53:16.199	1:06.253	19.596	25.463	21.194	88.767	105.681
2	12:54:18.978	1:02.779	17.640	23.905	21.234	120.697	109.118
3	12:55:20.174	1:01.196	17.286	23.353	20.557	118.565	108.064
4	12:56:21.850	1:01.676	18.102	23.287	20.287	123.360	105.020
5	12:57:23.277	1:01.427	17.235	23.500	20.692	122.236	109.296
6	12:58:23.610	1:00.333	17.115	23.249	19.969	123.815	107.544
7	12:59:24.564	1:00.954	16.941	23.503	20.510	128.559	108.941
8	13:00:27.413	1:02.849	17.198	24.791	20.860	125.201	106.520
9	13:01:27.462	1:00.049	16.720	23.123	20.206	127.824	108.064

(89) Alex BASS							
1	12:53:04.577	57.471	16.870	21.732	18.869	93.335	116.103
2	12:53:59.689	55.112	15.571	21.152	18.389	136.398	118.565
3	12:54:54.168	54.479	15.339	20.906	18.234	137.798	119.409
4	12:55:49.291	55.123	15.662	21.043	18.418	136.675	117.321
5	12:56:44.580	55.289	15.703	21.077	18.509	135.298	118.985
6	12:57:39.574	54.994	15.349	21.220	18.425	136.954	118.985
7	12:58:34.785	55.211	15.729	21.099	18.383	137.516	119.196
8	12:59:29.596	54.811	15.425	20.975	18.411	136.121	118.985

(113) Alan JACKSON							
1	12:53:12.899	1:04.161	18.977	24.622	20.562	93.076	108.941
2	12:54:15.213	1:02.314	17.487	23.837	20.990	126.618	109.832
3	12:55:16.737	1:01.524	17.362	23.723	20.439	126.380	109.832
4	12:56:18.403	1:01.666	17.276	23.816	20.574	127.098	108.588
5	12:57:20.289	1:01.886	17.463	23.765	20.658	125.435	107.717
6	12:58:21.861	1:01.572	17.252	23.773	20.547	124.968	108.588
7	12:59:23.950	1:02.089	17.511	23.831	20.747	127.098	108.064
8	13:00:27.142	1:03.192	17.517	24.720	20.955	124.735	108.413
9	13:01:28.801	1:01.659	17.455	23.792	20.412	126.857	109.118

(888) Joe CAIRNEY							
1	12:53:23.694	1:12.986	21.523	27.889	23.574	77.313	92.562
2	12:54:34.474	1:10.780	20.512	27.254	23.014	96.836	96.976
3	12:55:45.682	1:11.208	20.149	27.447	23.612	101.832	99.566
4	12:56:59.023	1:13.341	21.901	27.332	24.108	100.310	92.947
5	12:58:09.060	1:10.037	20.213	27.171	22.653	100.161	98.398
6	12:59:19.275	1:10.215	20.476	27.067	22.672	105.349	97.540

(73) Fraser CAMERON							
1	12:53:13.198	1:04.325	18.911	25.042	20.372	91.179	101.987
2	12:54:16.198	1:03.000	18.115	24.110	20.775	119.835	106.351
3	12:55:17.958	1:01.760	17.637	24.026	20.097	119.409	105.848
4	12:56:19.613	1:01.655	17.560	23.909	20.186	122.683	107.890
5	12:57:20.987	1:01.374	17.689	23.599	20.086	121.133	109.474
6	12:58:22.057	1:01.070	17.299	23.561	20.210	120.480	111.660
7	12:59:24.798	1:02.741	17.556	24.087	21.098	119.196	105.020
8	13:00:29.194	1:04.396	18.849	24.915	20.632	112.033	108.413
9	13:01:30.758	1:01.564	17.679	23.600	20.285	121.352	104.366

(79) Jimmy ROTHERY							
1	12:53:15.081	1:05.914	19.623	25.008	21.283	93.465	98.398
2	12:54:18.559	1:03.478	18.096	24.139	21.243	117.733	107.890
3	12:55:22.165	1:03.606	18.278	24.082	21.246	116.103	107.201
4	12:56:25.890	1:03.725	18.419	24.155	21.151	114.518	106.689
5	12:57:30.024	1:04.134	18.498	24.466	21.170	113.935	106.520
6	12:58:35.194	1:05.170	18.624	24.899	21.647	115.107	105.681
7	12:59:39.641	1:04.447	18.369	24.712	21.366	116.912	106.520
8	13:00:44.823	1:05.182	18.613	24.378	22.191	116.304	105.020
9	13:01:49.449	1:04.626	18.932	24.657	21.037	114.910	106.520

(45) Gerry SULLIVAN							
1	12:53:17.726	1:08.237	20.455			82.747	94.252
2	12:54:22.448	1:04.722	18.193	25.157	21.372	108.238	100.011
3	12:55:27.127	1:04.679	18.094	24.920	21.665	117.321	97.540
4	12:56:31.431	1:04.304	18.208	24.634	21.462	111.105	100.914
5	12:57:35.543	1:04.112	18.176	24.494	21.442	114.323	92.435
6	12:58:39.085	1:03.542	18.324			114.323	98.543
7	12:59:41.780	1:02.695	17.747	23.999	20.949	115.703	102.142
8	13:00:45.909	1:04.129	17.956	23.811	22.362	114.714	98.979
9	13:01:50.020	1:04.111	17.916	25.200	20.995	114.129	101.066

(50) Finlay BAIN							
1	12:53:16.809	1:07.394	19.789	25.452	22.153	93.726	103.882
2	12:54:21.795	1:04.986	18.118	25.359	21.509	122.014	105.848
3	12:55:27.909	1:06.114	18.402	25.596	22.116	120.480	102.926
4	12:56:32.969	1:05.060	18.334	25.096	21.630	112.976	106.351
5	12:57:37.775	1:04.806	18.022	24.628	22.156	119.196	105.848
6	12:58:42.980	1:05.205	18.309	25.201	21.695	111.660	106.520
7	12:59:47.193	1:04.213	18.151	24.688	21.374	112.786	103.242
8	13:00:50.686	1:03.493	17.797	24.609	21.087	120.697	107.030
9	13:01:54.264	1:03.578	17.898	24.606	21.074	121.572	104.529

Clerk of the Course.

Sig : Time :
Chief Timekeeper : Ian Sharp (SMART Timing)

Results available at www.mylaps.com and www.smart-timing.co.uk

Orbits



KMSC National Motorcycle Racing AC

Lapchart

National Pre-Injection 600

Knockhill 1.267 miles

Race 21 - 2nd Race

05/06/2016 13:15

Race (10 Laps) started at 12:52:01

Competitors	Laps											
	0	1	2	3	4	5	6	7	8	9	10	
Lewis SHAND (91)	1	91	47	47	47	47	47	47	47	47	91	91
David McCafferty (48)	2	48	91	91	91	91	41	91	91	91	47	41
Steven Haddow (47)	3	47	41	41	41	41	91	41	41	41	41	47
Alex Bass (89)	4	89	89	89	89	89	89	89	89	89	26	26
Alan McGregor (26)	5	26	48	26	26	26	26	26	26	26	48	48
Kieran Murray (41)	6	41	26	48	48	48	48	48	48	48	60	60
Andrew Cuthbert (23)	7	23	60	60	60	6	60	60	60	60	6	6
Douglas Brown (60)	8	60	6	6	6	60	6	6	6	6	33	33
Scott Logan (33)	9	33	23	23	33	33	33	33	33	33	118	118
James Wilken (6)	10	6	33	33	118	118	118	118	118	118	23	23
Craig Moffat (118)	11	118	118	118	23	23	23	23	23	23	69	69
Mark Bowran (69)	12	69	69	69	69	69	69	69	69	69	129	129
Joe Hendrie (117)	13	117	117	117	129	129	129	129	129	129	117	117
Alan Jackson (113)	14	113	113	129	117	117	117	117	117	117	123	123
Fraser Cameron (73)	15	73	73	113	113	113	113	113	113	113	113	113
Jimmy Rothery (79)	16	79	129	73	73	73	73	73	123	123	73	73
Finlay Bain (50)	17	50	79	79	123	123	123	123	73	73	79	79
Gerry Sullivan (45)	18	45	123	123	79	79	79	79	79	79	45	45
Martin HERRIOT (129)	19	129	50	50	45	45	45	45	45	45	50	50
Graham Blackie (123)	20	123	196	45	50	50	50	50	50	50	196	196
Martin MacLennan (196)	21	196	45	196	196	196	196	196	196	196	196	196
Joe Cairney (888)	22	888	888	888	888	888	888	888	888	888	888	888
-	23											

Margin of Victory	Avg. Speed	Best Lap Tm	Best Speed	Best Lap by
1.733	82.273	54.106	84.299	91 - Lewis SHAND

Clerk of the Course.

Orbits

Sig : Time :
 Chief Timekeeper : Ian Sharp (SMART Timing)
 Results available at www.mylaps.com and www.smart-timing.co.uk



KMSC National Motorcycle Racing AC

KMSC Pre-Injection 600

Knockhill 1.267 miles

Race 27 - 3rd Race

05/06/2016 15:00

Race (10 Laps) started at 15:07:16

POLE POSITION

3	2	1	1
47 Steven HADDOW	41 Kieran MURRAY	91 Lewis SHAND	1
6	5	4	2
60 Douglas BROWN	48 David McCAFFERTY	26 Alan McGREGOR	2
9	8	7	3
118 Craig MOFFAT	33 Scott LOGAN	6 James WILKEN	3
12	11	10	4
129 Martin HERRIOT	69 Mark BOWRAN	23 Andrew CUTHBERT	4
15	14	13	5
113 Alan JACKSON	123 Graham BLACKIE	117 Joe HENDRIE	5
18	17	16	6
45 Gerry SULLIVAN	79 Jimmy ROTHERY	73 Fraser CAMERON	6
21	20	19	7
89 Alex BASS	196 Martin MacLENNAN	50 Finlay BAIN	7
	23	22	8
	27 Darren ANDERSON	888 Joe CAIRNEY	8

Clerk of the Course.

Orbits

Sig : Time :
Chief Timekeeper : Ian Sharp (SMART Timing)

Results available at www.mylaps.com and www.smart-timing.co.uk



Race Results

KMSC National Motorcycle Racing AC

Sorted on Laps

KMSC Open Post Classics / Classics

Knockhill 1.267 miles

Race 22 - 4th Race

05/06/2016 13:30

Race (10 Laps) started at 13:11:05

Pos	No.	Name	Make/Model	CC	Class	Laps	Total Tm	Diff	Best Tm	In Lap	Best Speed
1	87	Jodie CHALK	Honda	CBR500	PC	10	10:10.321		59.544	3	76.600
2	51	Neil MUNRO	Honda	CBR500	PC	10	10:19.895	9.574	1:00.416	4	75.495
3	12	Dan JAMES	Ducati	620	PC	10	10:26.147	15.826	1:01.332	9	74.367
4	48	Allan BROOKBANKS	Honda	CB500	PC	10	10:27.479	17.158	1:01.548	3	74.106
5	111	Jimmy SHANKS	Honda	CB500	PC	10	10:28.063	17.742	1:01.290	9	74.418
6	61	Wattie BROWN	Honda	CBR 400	SL	10	10:47.339	37.018	1:02.945	3	72.462
7	118	Rod WALKER	Kawasaki	ZXR400	SL	10	11:06.297	55.976	1:04.313	7	70.920
8	22	Ian RUSSELL	Honda	NSR250	PC	10	11:07.197	56.876	1:04.700	6	70.496
9	20	Michael JAMIESON	Kawasaki	ZXR400	SL	10	11:07.224	56.903	1:05.218	3	69.936
10	117	Lianne MAYHEW	Kawasaki	ZX6R 400	SL	10	11:14.981	1:04.660	1:05.278	5	69.872
11	44	Martin CURRAH	Honda	CB500	PC	9	10:10.476	1 Lap	1:05.754	9	69.366
12	99	Martin BARRON	Honda	CB500	PC	9	10:16.567	1 Lap	1:06.971	2	68.105
13	333	Peter DOLAN	Honda	CB500	PC	9	10:17.310	1 Lap	1:06.605	7	68.480
14	125	Andrew KIRKWOOD	Honda	CB500	PC	9	10:17.564	1 Lap	1:06.515	5	68.572
15	34	Charles MORRISON	Kawasaki	ZXR400	SL	9	10:29.048	1 Lap	1:08.343	3	66.738
16	194	Robyn LINDSAY	Kawasaki	ZXR400	SL	9	10:55.654	1 Lap	1:11.114	2	64.138

Not classified

DNS	8	Colin TWEDDIE	Honda	CB500	PC			DNS		0	-
DNS	13	Andrew BARTON	Honda	CB500	PC			DNS		0	-
DNS	71	Neil McCLURE	Suzuki	SV650	SL			DNS		0	-

Margin of Victory	Avg. Speed	Best Lap Tm	Best Speed	Best Lap by
9.574	74.733	59.544	76.600	87 - Jodie CHALK

Clerk of the Course.

Orbits

Sig : Time :
Chief Timekeeper : Ian Sharp (SMART Timing)

Results available at www.mylaps.com and www.smart-timing.co.uk

Printed: 06/06/2016 18:37:46



Race Results

KMSC National Motorcycle Racing AC

KMSC Open Post Classics / Classics

Knockhill 1.267 miles

Race 22 - 4th Race

05/06/2016 13:30

Race (10 Laps) started at 13:11:05

Lap	Time of Day	Lap Tm	S1	S2	S3	SFSpd	S1Spd
(87) Jodie CHALK							
1	13:12:11.269	1:00.761	18.144			80.176	95.188
2	13:13:11.104	59.835	17.200			111.846	95.731
3	13:14:10.648	59.544	17.119			112.408	95.731
4	13:15:10.386	59.738	17.279	22.261	20.198	112.220	96.005
5	13:16:10.026	59.640	17.112	22.482	20.046	112.408	96.419
6	13:17:10.343	1:00.317	17.212	22.581	20.524	111.660	96.419
7	13:18:10.638	1:00.295	17.360	22.466	20.469	111.290	95.595
8	13:19:11.613	1:00.975	17.471	23.240	20.264	111.290	96.836
9	13:20:14.068	1:02.455	17.381	23.605	21.469	112.220	96.558
10	13:21:15.616	1:01.548	17.462	22.798	21.288	111.290	96.281
(51) Neil MUNRO							
1	13:12:13.612	1:02.567	18.409	23.444	20.714	80.465	99.863
2	13:13:14.467	1:00.855	17.060	22.843	20.952	120.049	103.242
3	13:14:15.288	1:00.821	17.521	22.855	20.445	118.985	101.066
4	13:15:15.704	1:00.416	17.334	22.912	20.170	120.915	101.371
5	13:16:16.657	1:00.953	17.397	22.831	20.725	119.835	101.066
6	13:17:17.635	1:00.978	17.499	23.132	20.347	118.985	100.914
7	13:18:19.072	1:01.437	17.542	23.303	20.592	119.621	100.611
8	13:19:20.562	1:01.490	17.659	23.189	20.642	119.621	100.460
9	13:20:22.680	1:02.118	17.654	23.618	20.846	118.147	101.678
10	13:21:25.190	1:02.510	17.826	23.419	21.265	118.565	99.419
(12) Dan JAMES							
1	13:12:15.030	1:03.728	19.014			75.487	91.928
2	13:13:17.629	1:02.599	18.490			109.118	91.303
3	13:14:19.916	1:02.287	18.122			110.556	93.857
4	13:15:21.858	1:01.942	17.967			109.118	94.120
5	13:16:23.991	1:02.133	18.076	23.173	20.884	109.296	92.054
6	13:17:25.546	1:01.555	17.854	22.991	20.710	109.832	93.988
7	13:18:27.084	1:01.538	17.738	23.218	20.582	110.922	92.947
8	13:19:28.616	1:01.532	17.868	23.043	20.621	110.012	93.335
9	13:20:29.948	1:01.332	17.790	23.125	20.417	109.118	93.335
10	13:21:31.442	1:01.494	17.556	23.226	20.712	109.474	93.988
(48) Allan BROOKBANKS							
1	13:12:15.147	1:03.860	19.277	23.627	20.956	75.828	91.427
2	13:13:16.737	1:01.590	18.032	22.896	20.662	110.374	91.552
3	13:14:18.285	1:01.548	17.687	23.083	20.778	107.890	91.179
4	13:15:21.684	1:03.399	17.837	24.358	21.204	107.544	91.677
5	13:16:23.457	1:01.773	17.918	22.956	20.899	107.372	90.442
6	13:17:25.184	1:01.727	17.961	22.834	20.932	107.030	90.809
7	13:18:27.163	1:01.979	17.872	22.964	21.143	107.201	90.686
8	13:19:29.208	1:02.045	18.134	23.070	20.841	106.351	90.077
9	13:20:30.807	1:01.599	17.741	23.047	20.811	107.544	91.552
10	13:21:32.774	1:01.967	17.653	23.093	21.221	107.890	91.427
(111) Jimmy SHANKS							
1	13:12:15.351	1:03.968	19.298	23.812	20.858	77.402	92.054
2	13:13:18.042	1:02.691	18.368	23.476	20.847	110.012	92.690
3	13:14:20.086	1:02.044	18.216	23.147	20.681	109.296	92.308
4	13:15:22.041	1:01.955	18.187	23.124	20.644	107.717	91.802
5	13:16:24.171	1:02.130	18.409	22.970	20.751	108.238	91.303
6	13:17:25.967	1:01.796	18.166	22.943	20.687	108.764	91.928
7	13:18:27.643	1:01.676	18.241	22.993	20.442	104.366	91.055
8	13:19:29.678	1:02.035	18.384	23.059	20.592	107.890	92.308
9	13:20:30.968	1:01.290	18.091	22.766	20.433	107.890	92.181
10	13:21:33.358	1:02.390	18.048	22.941	21.401	108.941	91.802
(61) Wattie BROWN							
1	13:12:19.304	1:06.851	19.765	25.790	21.296	83.780	92.054
2	13:13:22.733	1:03.429	18.608	23.820	21.001	113.357	95.323
3	13:14:25.678	1:02.945	18.392	23.553	21.000	113.166	95.868
4	13:15:28.802	1:03.124	18.503	23.568	21.053	112.220	95.595
5	13:16:31.779	1:02.977	18.243	23.545	21.189	112.408	95.595
6	13:17:35.016	1:03.237	18.543	23.654	21.040	112.220	94.518
7	13:18:38.281	1:03.265	18.280	23.662	21.323	112.408	95.459
8	13:19:42.742	1:04.461	18.630	24.226	21.605	111.846	95.053
9	13:20:48.418	1:05.676	18.522	24.238	22.916	106.689	96.143
10	13:21:52.634	1:04.216	18.678	23.982	21.556	109.832	94.651
(118) Rod WALKER							

Lap	Time of Day	Lap Tm	S1	S2	S3	SFSpd	S1Spd
1	13:12:23.294	1:09.328	20.596			76.345	89.358
2	13:13:29.310	1:06.016	19.022	24.494	22.500	105.184	90.320
3	13:14:36.166	1:06.856	19.600	25.126	22.130	103.402	89.596
4	13:15:41.218	1:05.052	18.869			107.717	88.767
5	13:16:46.754	1:05.536	18.929	24.804	21.803	105.848	89.358
6	13:17:51.190	1:04.436	18.523	24.472	21.441	105.184	89.836
7	13:18:55.503	1:04.313	18.450	24.592	21.271	107.201	89.477
8	13:20:00.986	1:05.483	18.615	24.924	21.944	107.030	88.884
9	13:21:07.104	1:06.118	18.679	25.305	22.134	106.351	89.239
10	13:22:11.592	1:04.488	18.485	24.608	21.395	108.064	89.358
(22) Ian RUSSELL							
1	13:12:21.595	1:09.577	20.625	26.253	22.699	75.742	89.002
2	13:13:28.350	1:06.755	19.519	25.314	21.922	107.717	89.716
3	13:14:35.330	1:06.980	19.879	25.269	21.832	107.717	90.442
4	13:15:41.444	1:06.114	19.628	24.960	21.526	103.242	89.596
5	13:16:46.726	1:05.282	19.044	24.802	21.436	108.238	91.802
6	13:17:51.426	1:04.700	19.146	24.188	21.366	106.689	90.809
7	13:18:56.126	1:04.700	18.773	24.574	21.353	108.413	90.809
8	13:20:01.031	1:04.905	18.921	24.295	21.689	107.201	91.055
9	13:21:07.659	1:06.628	19.055	25.165	22.408	106.520	90.442
10	13:22:12.492	1:04.833	18.967	24.090	21.776	106.689	90.686
(20) Michael JAMIESON							
1	13:12:20.141	1:08.012	19.828			88.416	87.722
2	13:13:25.406	1:05.265	18.868	24.859	21.538	112.220	93.595
3	13:14:30.624	1:05.218	18.292	25.014	21.912	117.116	93.335
4	13:15:36.134	1:05.510	18.344	25.067	22.099	114.910	92.054
5	13:16:41.957	1:05.823	18.368	25.561	21.894	115.703	92.054
6	13:17:47.840	1:05.883	18.413	25.209	22.261	115.903	92.435
7	13:18:53.833	1:05.993	18.439	25.645	21.909	114.518	89.957
8	13:20:00.271	1:06.438	18.489	25.729	22.220	114.910	91.179
9	13:21:06.522	1:06.251	18.659	25.718	21.874	113.935	90.320
10	13:22:12.519	1:05.997	18.392	25.083	22.522	115.504	91.179
(117) Lianne MAYHEW							
1	13:12:22.423	1:09.459	20.358	26.724	22.377	82.951	90.320
2	13:13:30.016	1:07.593	20.119	25.577	21.897	106.520	86.257
3	13:14:36.705	1:06.689	19.058	25.644	21.987	110.739	83.675
4	13:15:44.145	1:07.440	19.603	25.720	22.117	111.290	92.435
5	13:16:49.423	1:05.278	18.942	24.665	21.671	108.238	93.076
6	13:17:54.906	1:05.483	18.736	24.636	22.111	111.846	93.988
7	13:19:00.874	1:05.968	19.108	24.830	22.030	108.588	92.562
8	13:20:06.876	1:06.002	19.029	25.033	21.940	111.105	92.818
9	13:21:13.100	1:06.224	19.155	24.800	22.269	109.118	90.932
10	13:22:20.276	1:07.176	19.424	25.151	22.601	108.238	91.427
(44) Martin CURRAH							
1	13:12:22.299	1:10.141	20.599	26.840	22.702	77.313	85.162
2	13:13:30.966	1:08.667	20.084	26.349	22.234	106.351	89.120
3	13:14:37.684	1:06.718	19.183	25.384	22.151	104.692	91.055
4	13:15:44.961	1:07.277	19.069	25.744	22.464	106.183	90.564
5	13:16:50.735	1:05.774	19.209	24.525	22.040	101.524	92.947
6	13:17:57.342	1:06.607	18.962	25.276	22.369	106.183	90.809
7	13:19:03.748	1:06.406	19.081	25.091	22.234	105.681	89.477
8	13:20:10.017	1:06.269	19.158	24.941	22.170	105.184	90.198
9	13:21:15.771	1:05.754	18.931	24.835	21.988	105.349	90.198
(99) Martin BARRON							
1	13:12:21.260	1:09.755	20.544			78.950	84.732
2	13:13:28.231	1:06.971					

Race Results

KMSC National Motorcycle Racing AC

KMSC Open Post Classics / Classics

Knockhill 1.267 miles

Race 22 - 4th Race

05/06/2016 13:30

Race (10 Laps) started at 13:11:05

Lap	Time of Day	Lap Tm	S1	S2	S3	SFSpd	S1Spd	Lap	Time of Day	Lap Tm	S1	S2	S3	SFSpd	S1Spd
5	13:16:53.930	1:07.714	19.919	25.472	22.323	101.371	87.266								
6	13:18:01.242	1:07.312	19.216	25.374	22.722	103.084	88.532								
7	13:19:07.847	1:06.605	19.431	24.728	22.446	101.218	87.153								
8	13:20:15.400	1:07.553	19.263	25.739	22.551	102.298	88.767								
9	13:21:22.605	1:07.205	19.460	25.242	22.503	102.926	87.722								

(125) Andrew KIRKWOOD

1	13:12:24.401	1:11.413	20.968			72.549	87.266
2	13:13:32.454	1:08.053	19.766	25.429	22.858	102.298	86.702
3	13:14:39.281	1:06.827	19.610			100.310	86.035
4	13:15:46.401	1:07.120	19.720	25.275	22.125	102.454	85.487
5	13:16:52.916	1:06.515	19.645	24.848	22.022	102.298	87.040
6	13:18:00.972	1:08.056	20.064	24.852	23.140	102.768	86.368
7	13:19:08.721	1:07.749	20.038	25.592	22.119	97.682	81.639
8	13:20:16.054	1:07.333	19.691	25.466	22.176	101.987	86.146
9	13:21:22.859	1:06.805	19.502	24.905	22.398	103.882	87.608

(34) Charles MORRISON

1	13:12:24.860	1:11.151	21.106	26.818	23.227	77.671	85.596
2	13:13:33.438	1:08.578	19.613	26.184	22.781	102.768	86.590
3	13:14:41.781	1:08.343	19.395	25.741	23.207	104.529	88.767
4	13:15:50.348	1:08.567	19.750	25.906	22.911	101.524	89.120
5	13:16:59.053	1:08.705	19.135	26.157	23.413	103.084	89.957
6	13:18:07.408	1:08.355	19.482	25.633	23.240	101.218	88.649
7	13:19:15.815	1:08.407	19.227	25.879	23.301	102.298	86.814
8	13:20:25.525	1:09.710	19.623	26.086	24.001	101.832	85.925
9	13:21:34.343	1:08.818	19.341	25.725	23.752	100.460	87.153

(194) Robyn LINDSAY

1	13:12:27.211	1:12.566	20.955	27.330	24.281	74.070	83.157
2	13:13:38.325	1:11.114	20.318	26.912	23.884	95.323	82.849
3	13:14:49.865	1:11.540	20.503	26.903	24.134	95.459	83.467
4	13:16:01.590	1:11.725	20.263	26.983	24.479	96.143	83.157
5	13:17:13.363	1:11.773	20.517	26.970	24.286	92.562	83.363
6	13:18:25.066	1:11.703	20.219	27.028	24.456	93.205	82.039
7	13:19:37.477	1:12.411	20.539	27.448	24.424	92.690	79.795
8	13:20:49.422	1:11.945	20.468	27.399	24.078	93.988	80.081
9	13:22:00.949	1:11.527	20.327	27.114	24.086	93.857	80.950

Clerk of the Course.

Sig : Time :
Chief Timekeeper : Ian Sharp (SMART Timing)

Results available at www.mylaps.com and www.smart-timing.co.uk

Printed: 06/06/2016 18:31:16

Orbits



KMSC National Motorcycle Racing AC

Lapchart

KMSC Open Post Classics / Classics

Knockhill 1.267 miles

Race 22 - 4th Race

05/06/2016 13:30

Race (10 Laps) started at 13:11:05

Competitors	Laps											
	0	1	2	3	4	5	6	7	8	9	10	
Jodie CHALK (87)	1	87	87	87	87	87	87	87	87	87	87	87
Neil MUNRO (51)	2	51	51	51	51	51	51	51	51	51	51	51
Allan BROOKBANKS (48)	3	48	12	48	48	48	48	12	12	12	12	12
Dan JAMES (12)	4	12	48	12	12	12	12	48	48	48	48	48
Jimmy SHANKS (111)	5	111	111	111	111	111	111	111	111	111	111	111
Martin BARRON (99)	6	99	61	61	61	61	61	61	61	61	61	61
Ian RUSSELL (22)	7	22	20	20	20	20	20	20	20	20	20	118
Michael JAMIESON (20)	8	20	99	99	22	118	22	118	118	118	118	22
Martin CURRAH (44)	9	44	22	22	99	22	118	22	22	22	22	20
Peter DOLAN (333)	10	333	44	118	118	99	117	117	117	117	117	117
Wattie BROWN (61)	11	61	117	117	117	117	44	44	44	44	44	44
Lianne MAYHEW (117)	12	117	118	44	44	44	99	99	99	99	99	99
Andrew KIRKWOOD (125)	13	125	333	333	333	333	125	125	333	333	333	333
Charles MORRISON (34)	14	34	125	125	125	125	333	333	125	125	125	125
Rod WALKER (118)	15	118	34	34	34	34	34	34	34	34	34	34
Robyn LINDSAY (194)	16	194	194	194	194	194	194	194	194	194	194	194
-	17											
-	18											
-	19											

Margin of Victory	Avg. Speed	Best Lap Tm	Best Speed	Best Lap by
9.574	74.733	59.544	76.600	87 - Jodie CHALK

Clerk of the Course.

Orbits

Sig : Time :
 Chief Timekeeper : Ian Sharp (SMART Timing)
 Results available at www.mylaps.com and www.smart-timing.co.uk



Race Results

KMSC National Motorcycle Racing AC

Sorted on Laps

Scottish Championship Superbikes & KMSC Clubman

Knockhill 1.267 miles

Race 23 - 2nd Race

05/06/2016 13:45

Race (10 Laps) started at 13:27:14

Pos	No.	Name	Make/Model	CC	Class	Laps	Total Tm	Diff	Best Tm	In Lap	Best Speed
1	79	Bruce BIRNIE	BMW	S1000RR	SB	10	8:42.707		51.101	2	89.256
2	179	Andrew TASKER	Kawasaki	ZX10R	SB	10	8:46.769	4.062	51.285	3	88.936
3	119	Kristopher DUNCAN	Kawasaki	ZX10	SB	10	8:47.751	5.044	51.392	3	88.751
4	34	John DEAN	Suzuki	GSXR1000K9	SB	10	8:53.430	10.723	52.051	8	87.627
5	3	Adrian CLARK	Kawasaki	ZX10R	SB	10	8:55.920	13.213	52.418	4	87.014
6	55	Donald MacFADYEN	BMW	S1000RR	SB	10	8:58.247	15.540	52.399	4	87.045
7	31	Torquil PATERSON	MV Agusta		SB	10	9:01.944	19.237	52.793	2	86.396
8	67	Des BURNS	Kawasaki	ZX10R	C	10	9:06.587	23.880	53.403	6	85.409
9	33	Graeme BODEL	BMW	S1000RR	C	10	9:06.770	24.063	53.391	3	85.428
10	63	Kenny PATERSON	BMW	S1000RR	C	10	9:08.866	26.159	53.501	10	85.252
11	69	Rodney SCOTT	BMW	S1000RR	C	10	9:09.069	26.362	53.598	7	85.098
12	44	David PRENTICE	Yamaha	R1	C	10	9:10.441	27.734	53.782	5	84.807
13	11	Richard HUGHES	BMW	S1000RR	C	10	9:11.999	29.292	53.430	8	85.366
14	4	Daniel MacLEAN	Kawasaki	ZX10R	C	10	9:23.331	40.624	55.174	9	82.667
15	45	Gary HOPKINS	Yamaha	R1M	C	10	9:35.124	52.417	55.196	2	82.634
16	122	David SUDES	Suzuki	GSXR 1000	C	9	8:41.532	1 Lap	55.822	8	81.708
17	37	Steven PATTERSON	Yamaha	YZF R1	C	9	8:43.995	1 Lap	56.809	9	80.288
18	41	Lukasz PIEC	Yamaha	R1	SB	9	8:47.775	1 Lap	56.925	7	80.125
19	82	Geraint JONES	Suzuki	GSXR1000	C	9	9:01.315	1 Lap	58.053	5	78.568
20	6	Calum MacLEAN	Suzuki	GSXR1000	C	9	9:01.422	1 Lap	58.335	8	78.188
21	54	Gordon DUNCAN	Ducati	Panigale 899	C	9	9:05.126	1 Lap	58.860	5	77.491
22	36	Graham PATTERSON	Kawasaki	ZX10R	C	9	9:18.917	1 Lap	59.817	5	76.251

Not classified

DNS	12	William MONIE	Kawasaki	ZX10R	SB			DNS		0	-
DNS	7	James LAING	BMW	S1000RR	SB			DNS		0	-
DNS	511	Marc IRONSIDE	Kawasaki	ZX6	C			DNS		0	-
DNS	22	Steven WATSON	Suzuki	GSXR750	C			DNS		0	-
DNS	14	James ROTHERY	Yamaha	R1	C			DNS		0	-

Margin of Victory	Avg. Speed	Best Lap Tm	Best Speed	Best Lap by
4.062	87.259	51.101	89.256	79 - Bruce BIRNIE

Clerk of the Course.

Orbits

Sig : Time :
Chief Timekeeper : Ian Sharp (SMART Timing)

Results available at www.mylaps.com and www.smart-timing.co.uk



KMSC National Motorcycle Racing AC

Scottish Championship Superbikes & KMSC Clubman

Knockhill 1.267 miles

Race 23 - 2nd Race

05/06/2016 13:45

Race (10 Laps) started at 13:27:14

Lap	Time of Day	Lap Tm	S1	S2	S3	SFSpd	S1Spd
(79) Bruce BIRNIE							
1	13:28:11.995	52.416	15.478			97.117	129.802
2	13:29:03.096	51.101	14.636			151.484	131.584
3	13:29:54.290	51.194	14.590	19.428	17.176	152.865	130.053
4	13:30:45.733	51.443	14.774			151.143	129.802
5	13:31:37.115	51.382	14.782	19.529	17.071	153.214	128.068
6	13:32:28.565	51.450	14.740	19.673	17.037	146.523	129.302
7	13:33:20.141	51.576	14.788	19.783	17.005	148.468	132.362
8	13:34:12.180	52.039	15.156	19.846	17.037	146.204	132.102
9	13:35:04.710	52.530	15.002	19.806	17.722	151.484	129.302
10	13:35:57.225	52.515	14.650	20.377	17.488	151.484	130.560

(179) Andrew TASKER							
1	13:28:12.849	53.249	15.883	20.155	17.211	96.836	130.560
2	13:29:04.538	51.689	14.745	19.675	17.269	144.628	133.150
3	13:29:55.823	51.285	14.637	19.354	17.294	144.941	131.842
4	13:30:47.419	51.596	14.771	19.507	17.318	147.489	132.362
5	13:31:38.900	51.481	14.776	19.413	17.292	144.008	130.814
6	13:32:31.062	52.162	14.891	19.853	17.418	140.982	132.886
7	13:33:23.415	52.353	14.821	20.139	17.393	149.128	131.842
8	13:34:16.343	52.928	14.767	20.412	17.749	144.941	131.584
9	13:35:08.501	52.158	14.949	19.755	17.454	143.392	131.326
10	13:36:01.287	52.786	14.875	20.164	17.747	144.317	131.326

(119) Kristopher DUNCAN							
1	13:28:12.648	53.205	15.721	20.275	17.209	97.540	127.098
2	13:29:04.255	51.607	14.658	19.840	17.109	141.877	133.947
3	13:29:55.647	51.392	14.467	19.708	17.217	149.128	132.886
4	13:30:47.122	51.475	14.450	19.857	17.168	146.523	133.947
5	13:31:38.640	51.518	14.628	19.722	17.168	144.941	135.025
6	13:32:31.019	52.379	14.715	20.181	17.483	143.087	134.215
7	13:33:23.694	52.675	14.925	20.591	17.159	144.008	130.814
8	13:34:16.676	52.982	14.693	20.632	17.657	143.699	133.680
9	13:35:08.815	52.139	14.924	19.929	17.286	141.877	135.298
10	13:36:02.269	53.454	14.706	20.470	18.278	141.279	134.484

(34) John DEAN							
1	13:28:14.104	54.267	16.139	20.698	17.430	96.005	131.842
2	13:29:06.942	52.838	15.367	19.831	17.640	142.177	131.842
3	13:29:59.545	52.603	15.105	20.131	17.367	135.025	130.053
4	13:30:51.917	52.372	14.979	20.108	17.285	142.479	130.814
5	13:31:44.286	52.369	15.252	19.672	17.445	140.392	130.306
6	13:32:36.751	52.465	15.113	19.959	17.393	136.954	131.070
7	13:33:29.241	52.490	15.180	19.953	17.357	141.577	130.560
8	13:34:21.292	52.051	15.039	19.712	17.300	140.099	130.814
9	13:35:15.267	53.975	15.196	20.439	18.340	138.939	128.313
10	13:36:07.948	52.681	15.107	20.160	17.414	142.479	131.070

(3) Adrian CLARK							
1	13:28:13.868	54.052	15.845	20.825	17.382	101.371	128.805
2	13:29:06.502	52.634	14.944	20.284	17.406	146.523	132.362
3	13:29:58.987	52.485	14.783	20.258	17.444	144.628	130.053
4	13:30:51.405	52.418	14.824	20.125	17.469	148.140	128.805
5	13:31:44.033	52.628	15.112	20.081	17.435	144.628	128.313
6	13:32:36.517	52.484	14.987	20.130	17.367	145.886	127.098
7	13:33:29.875	53.358	15.338	20.429	17.591	145.255	130.053
8	13:34:22.995	53.120	15.119	20.426	17.575	146.523	127.581
9	13:35:16.887	53.892	15.373	20.903	17.616	142.782	128.068
10	13:36:10.438	53.551	15.501	20.349	17.701	138.652	131.584

(55) Donald MacFADYEN							
1	13:28:13.615	53.887	15.641	20.823	17.423	96.697	128.068
2	13:29:06.432	52.817	14.961			146.844	132.886
3	13:29:59.437	53.005	15.135	20.433	17.437	148.797	132.886
4	13:30:51.836	52.399	14.651			149.460	131.584
5	13:31:45.248	53.412	15.465	20.483	17.464	149.128	126.380
6	13:32:37.979	52.731	14.920	20.166	17.645	142.177	133.947
7	13:33:30.637	52.658	14.916	20.340	17.402	148.468	132.102
8	13:34:23.983	53.346	14.938	21.000	17.408	146.204	130.560
9	13:35:18.389	54.406	14.953	20.682	18.771	146.523	134.484
10	13:36:12.765	54.376	15.280	21.191	17.905	137.234	125.201

(31) Torquil PATERSON							
1	13:28:17.172	56.503	16.736	21.545	18.222	97.967	126.380
2	13:29:11.506	54.556	15.252	21.267	18.037	138.652	133.947
3	13:30:05.690	54.184	15.529	20.882	17.773	141.577	127.098
4	13:30:59.889	54.199	15.380	20.872	17.947	140.982	130.053
5	13:31:53.565	53.676	15.477	20.560	17.639	145.570	128.805
6	13:32:47.598	54.033	15.167	21.027	17.839	144.317	131.842
7	13:33:41.196	53.598	15.212	20.603	17.783	143.087	132.624
8	13:34:35.074	53.878	15.303	20.711	17.864	145.255	132.624
9	13:35:29.662	54.588	15.250	21.215	18.123	144.628	132.362
10	13:36:23.587	53.925	15.584	20.874	17.467	141.877	131.842

(44) David PRENTICE							
1	13:28:17.172	56.503	16.736	21.545	18.222	97.967	126.380
2	13:29:11.845	54.673	15.462	20.984	18.227	140.687	124.273
3	13:30:06.050	54.205	15.455	20.953	17.797	140.982	124.735
4	13:31:00.212	54.162	15.377	20.814	17.971	142.782	124.735
5	13:31:53.994	53.782	15.380	20.649	17.753	136.121	123.815
6	13:32:48.182	54.188	15.497	20.794	17.897	144.941	121.352
7	13:33:42.007	53.825	15.357	20.878	17.590	143.087	124.735
8	13:34:35.789	53.782	15.236	20.827	17.719	142.782	123.587
9	13:35:30.667	54.878	15.199	21.156	18.523	144.628	124.504
10	13:36:24.959	54.292	15.206	21.024	18.062	144.317	125.435

(11) Richard HUGHES							
1	13:28:18.695	57.055	17.562	21.422	18.071	100.611	124.504
2	13:29:13.231	54.536	15.249	21.073	18.214	136.954	129.802

Lap	Time of Day	Lap Tm	S1	S2	S3	SFSpd	S1Spd
1	13:28:14.457	54.320	16.173	20.527	17.620	94.651	126.618
2	13:29:07.250	52.793	15.240			138.081	129.551
3	13:30:00.721	53.471	15.326	20.202	17.943	138.939	126.380
4	13:30:54.078	53.357	15.122	20.542	17.693	141.877	126.857
5	13:31:47.449	53.371	15.339	20.298	17.734	139.227	124.504
6	13:32:40.736	53.287	15.363	20.281	17.643	140.099	125.670
7	13:33:34.303	53.567	15.567	20.311	17.689	138.939	123.815
8	13:34:28.059	53.756	15.579	20.364	17.813	138.081	125.201
9	13:35:21.719	53.660	15.458	20.338	17.864	138.081	125.435
10	13:36:16.462	54.743	15.524	20.880	18.339	139.517	126.142

(67) Des BURNS							
1	13:28:16.117	55.523	15.985	21.698	17.840	103.721	122.459
2	13:29:10.437	54.320	15.327	21.014	17.979	142.177	127.581
3	13:30:04.013	53.576	15.079	20.632	17.865	145.255	128.068
4	13:30:58.031	54.018	15.275	20.910	17.833	141.877	121.792
5	13:31:52.102	54.071	15.248	20.998	17.825	141.577	126.142
6	13:32:45.505	53.403	15.206	20.696	17.501	143.087	126.618
7	13:33:39.006	53.501	15.063	20.756	17.682	142.479	126.618
8	13:34:33.478	54.472	15.399	21.030	18.043	140.982	125.201
9	13:35:27.449	53.971	15.117	21.184	17.670	143.392	127.098
10	13:36:21.105	53.656	15.253	20.694	17.709	144.008	126.618

(33) Graeme BODEL							
1	13:28:15.712	55.186	16.181	20.982	18.023	99.272	129.802
2	13:29:09.585	53.873	15.347	20.737	17.789	134.484	132.362
3	13:30:02.976	53.391	15.205	20.507	17.679	138.652	131.326
4	13:30:56.619	53.643	15.257	20.581	17.805	140.099	128.068
5	13:31:50.566	53.947	15.332	20.800	17.815	139.808	130.560
6	13:32:44.436	53.870	15.158	20.892	17.820	138.939	131.070
7	13:33:38.717	54.281	15.482	20.903			

KMSC National Motorcycle Racing AC

Scottish Championship Superbikes & KMSC Clubman

Knockhill 1.267 miles

Race 23 - 2nd Race

05/06/2016 13:45

Race (10 Laps) started at 13:27:14

Lap	Time of Day	Lap Tm	S1	S2	S3	SFSpd	S1Spd	Lap	Time of Day	Lap Tm	S1	S2	S3	SFSpd	S1Spd
(4) Daniel MacLEAN															
1	13:28:18.621	57.663	17.587	21.763	18.313	99.566	127.824	1	13:28:24.406	1:01.857	18.156	23.645	20.056	97.824	111.290
2	13:29:14.136	55.515	15.914	21.330	18.271	133.680	129.302	2	13:29:23.286	58.880	16.701	22.746	19.433	125.670	113.549
3	13:30:10.087	55.951	15.771	21.598	18.582	142.782	130.560	3	13:30:22.140	58.854	16.734	22.673	19.447	126.142	116.912
4	13:31:05.856	55.769	16.233	21.388	18.148	129.802	124.044	4	13:31:21.125	58.985	16.844	22.916	19.225	121.352	116.912
5	13:32:01.213	55.357	15.869	20.940	18.548	138.081	126.380	5	13:32:20.289	59.164	16.865	22.576	19.723	126.618	115.305
6	13:32:56.395	55.182	16.032	21.006	18.144	134.754	126.142	6	13:33:19.845	59.556	16.841	22.972	19.743	120.915	114.518
7	13:33:51.733	55.338	15.930	21.193	18.215	135.845	128.313	7	13:34:18.243	58.398	16.598	22.166	19.634	127.824	113.742
8	13:34:47.157	55.424	16.191	20.965	18.268	139.808	125.905	8	13:35:16.578	58.335	16.755	21.832	19.748	128.313	119.621
9	13:35:42.331	55.174	15.929	21.050	18.195	136.954	127.824	9	13:36:15.940	59.362	17.021	22.861	19.480	126.618	118.147
10	13:36:37.849	55.518	15.934	21.124	18.460	140.099	127.339	(54) Gordon DUNCAN							
(45) Gary HOPKINS															
1	13:28:18.089	56.911	16.955	21.673	18.283	98.111	123.815	1	13:28:22.784	1:01.198	17.905	23.747	19.546	102.298	112.976
2	13:29:13.285	55.196	15.553	21.171	18.472	139.808	127.339	2	13:29:21.864	59.080	16.507	23.075	19.498	136.675	117.321
3	13:30:10.047	56.762	16.321	21.548	18.893	129.053	123.587	3	13:30:21.230	59.366	16.767	23.199	19.400	124.273	115.107
4	13:31:06.865	56.818	16.185	21.989	18.644	129.802	122.908	4	13:31:20.738	59.508	16.883	23.453	19.172	127.824	115.703
5	13:32:03.184	56.319	16.309	21.401	18.609	130.560	123.587	5	13:32:19.598	58.860	16.394	23.094	19.372	134.484	120.049
6	13:33:00.598	57.414	16.698	21.890	18.826	129.053	121.352	6	13:33:19.281	59.683	17.023	23.125	19.535	132.886	111.290
7	13:33:57.938	57.340	16.346	22.205	18.789	132.102	121.352	7	13:34:19.462	1:00.181	16.931	23.939	19.311	131.584	109.296
8	13:34:55.110	57.172	16.409	22.006	18.757	126.857	120.697	8	13:35:18.716	59.254	16.722	23.028	19.504	132.624	116.506
9	13:35:52.555	57.445	16.338	22.278	18.829	130.814	119.621	9	13:36:19.644	1:00.928	17.304	23.807	19.817	125.905	118.147
10	13:36:49.642	57.087	16.216	21.941	18.930	131.326	121.572	(36) Graham PATTERSON							
(122) David SUDDER															
1	13:28:20.843	59.750	18.331	22.462	18.957	99.714	117.526	1	13:28:25.214	1:02.603	18.693	24.204	19.706	100.011	117.116
2	13:29:18.329	57.486	16.093	22.114	19.279	137.516	120.265	2	13:29:25.335	1:00.121	16.688	23.664	19.769	124.044	117.940
3	13:30:15.599	57.270	16.203	22.004	19.063	137.798	119.196	3	13:30:25.203	59.868	16.839	23.417	19.612	131.070	120.915
4	13:31:12.678	57.079	15.945	22.192	18.942	136.398	121.792	4	13:31:25.686	1:00.483	17.082	23.521	19.880	125.905	116.103
5	13:32:10.130	57.452	16.281	22.268	18.903	139.808	115.703	5	13:32:25.503	59.817	16.725	23.440	19.652	126.142	113.357
6	13:33:07.172	57.042	16.307	21.911	18.824	132.624	121.572	6	13:33:26.833	1:01.330	17.366	23.716	20.248	122.908	115.305
7	13:34:04.160	56.988	16.243	21.854	18.891	139.808	120.480	7	13:34:28.605	1:01.772	17.617	23.941	20.214	120.915	109.653
8	13:34:59.982	55.822	15.983	21.280	18.559	140.392	122.236	8	13:35:32.587	1:03.982	18.279	24.533	21.170	114.129	115.305
9	13:35:56.050	56.068	16.163	21.207	18.698	143.392	122.236	9	13:36:33.435	1:00.848	17.287	23.705	19.856	118.775	118.356
(37) Steven PATTERSON															
1	13:28:20.617	59.262	17.815	22.467	18.980	103.084	123.815	(41) Lukasz PIEC							
2	13:29:17.974	57.357	16.169	22.064	19.124	140.982	124.044	1	13:28:22.941	1:00.838	17.824	23.523	19.491	99.714	105.848
3	13:30:15.098	57.124	16.333	21.999	18.792	135.298	121.352	2	13:29:21.676	58.735	16.550	23.052	19.133	117.526	108.588
4	13:31:12.091	56.993	16.145	22.034	18.814	140.099	118.147	3	13:30:19.376	57.700	16.493	22.458	18.749	125.905	111.105
5	13:32:09.395	57.304	16.611	21.916	18.777	138.652	121.352	4	13:31:16.623	57.247	16.485	22.140	18.622	130.560	113.549
6	13:33:06.593	57.198	16.730	21.852	18.616	124.044	122.014	5	13:32:13.929	57.306	16.328	22.294	18.684	128.068	116.709
7	13:34:04.799	58.206	16.796	22.444	18.966	130.560	121.572	6	13:33:10.933	57.004	16.081	22.222	18.701	136.121	116.103
8	13:35:01.704	56.905	16.165	21.796	18.944	133.680	126.380	7	13:34:07.858	56.925	16.186	21.858	18.881	131.584	113.935
9	13:35:58.513	56.809	16.236	21.642	18.931	140.687	125.905	8	13:35:05.035	57.177	16.288	22.137	18.752	128.559	111.290
(82) Geraint JONES															
1	13:28:23.189	1:01.029	18.010	23.746	19.273	104.692	103.561	9	13:36:02.293	57.258	16.064	22.272	18.922	130.560	112.786
2	13:29:22.356	59.167	17.122	22.574	19.471	124.504	121.572	(41) Lukasz PIEC							
3	13:30:21.348	58.992	16.751	23.071	19.170	128.068	119.409	1	13:28:22.941	1:00.838	17.824	23.523	19.491	99.714	105.848
4	13:31:19.933	58.585	16.975	22.401	19.209	127.824	114.518	2	13:29:21.676	58.735	16.550	23.052	19.133	117.526	108.588
5	13:32:17.986	58.053	16.321	22.423	19.309	136.954	121.133	3	13:30:19.376	57.700	16.493	22.458	18.749	125.905	111.105
6	13:33:16.132	58.146	16.607	22.255	19.284	135.571	119.835	4	13:31:16.623	57.247	16.485	22.140	18.622	130.560	113.549
7	13:34:15.613	59.481	16.932	22.951	19.598	130.053	119.621	5	13:32:13.929	57.306	16.328	22.294	18.684	128.068	116.709

Clerk of the Course.

Sig : Time :
Chief Timekeeper : Ian Sharp (SMART Timing)

Results available at www.mylaps.com and www.smart-timing.co.uk

Orbits



KMSC National Motorcycle Racing AC

Lapchart

Scottish Championship Superbikes & KMSC Clubman

Knockhill 1.267 miles

Race 23 - 2nd Race

05/06/2016 13:45

Race (10 Laps) started at 13:27:14

Competitors	Laps											
		0	1	2	3	4	5	6	7	8	9	10
Kristopher DUNCAN (119)	1	119	79	79	79	79	79	79	79	79	79	79
Bruce BIRNIE (79)	2	79	119	119	119	119	119	119	179	179	179	179
Andrew TASKER (179)	3	179	179	179	179	179	179	179	119	119	119	119
Donald MacFADYEN (55)	4	55	55	55	3	3	3	3	34	34	34	34
Adrian CLARK (3)	5	3	3	3	55	55	34	34	3	3	3	3
John DEAN (34)	6	34	34	34	34	34	55	55	55	55	55	55
Torquil PATERSON (31)	7	31	31	31	31	31	31	31	31	31	31	31
Graeme BODEL (33)	8	33	33	33	33	33	33	33	33	33	33	67
Des BURNS (67)	9	67	67	67	67	67	67	67	67	67	67	33
David PRENTICE (44)	10	44	69	69	69	69	69	69	69	69	69	63
Rodney SCOTT (69)	11	69	44	44	44	44	44	63	63	63	63	69
Daniel MacLEAN (4)	12	4	63	63	63	63	63	44	44	44	44	44
David SUDES (122)	13	122	45	11	11	11	11	11	11	11	11	11
Gary HOPKINS (45)	14	45	4	45	45	4	4	4	4	4	4	4
Kenny PATERSON (63)	15	63	11	4	4	45	45	45	45	45	45	45
Steven PATTERSON (37)	16	37	37	37	37	37	37	37	122	122	122	122
Gordon DUNCAN (54)	17	54	122	122	122	122	122	122	37	37	37	37
Richard HUGHES (11)	18	11	54	41	41	41	41	41	41	41	41	41
Lukasz PIEC (41)	19	41	41	54	54	82	82	82	82	82	82	82
Geraint JONES (82)	20	82	82	82	82	54	54	54	6	6	6	6
Calum MacLEAN (6)	21	6	6	6	6	6	6	6	54	54	54	54
Graham PATTERSON (36)	22	36	36	36	36	36	36	36	36	36	36	36
-	23											
-	24											
-	25											
-	26											
-	27											

Margin of Victory	Avg. Speed	Best Lap Tm	Best Speed	Best Lap by
4.062	87.259	51.101	89.256	79 - Bruce BIRNIE

Clerk of the Course.

Orbits

Sig : Time :
 Chief Timekeeper : Ian Sharp (SMART Timing)
 Results available at www.mylaps.com and www.smart-timing.co.uk



KMSC National Motorcycle Racing AC

KMSC Superbikes & KMSC Clubman

Knockhill 1.267 miles

Race 28 - 3rd Race

05/06/2016 15:15

Race (10 Laps) started at 15:22:44

POLE POSITION

3 119 Kristopher DUNCAN	2 179 Andrew TASKER	1 79 Bruce BIRNIE	1
6 55 Donald MacFADYEN	5 3 Adrian CLARK	4 34 John DEAN	2
9 33 Graeme BODEL	8 67 Des BURNS	7 31 Torquil PATERSON	3
12 44 David PRENTICE	11 69 Rodney SCOTT	10 63 Kenny PATERSON	4
15 45 Gary HOPKINS	14 4 Daniel MacLEAN	13 11 Richard HUGHES	5
18 41 Lukasz PIEC	17 37 Steven PATTERSON	16 122 David SUDDER	6
21 54 Gordon DUNCAN	20 6 Calum MacLEAN	19 82 Geraint JONES	7
24 7 James LAING	23 12 William MONIE	22 36 Graham PATTERSON	8
27 14 James ROTHERY	26 22 Steven WATSON	25 511 Marc IRONSIDE	9

Clerk of the Course.

Orbits

Sig : Time :
Chief Timekeeper : Ian Sharp (SMART Timing)

Results available at www.mylaps.com and www.smart-timing.co.uk

Printed: 06/06/2016 20:54:15



Race Results

KMSC National Motorcycle Racing AC

Sorted on Laps

Scottish Championship Superstock 600

Knockhill 1.267 miles

Race 24 - 2nd Race - Re-Start

05/06/2016 14:05

Race (5 Laps) started at 13:55:35

Pos	No.	Name	Make/Model	CC	Class	Laps	Total Tm	Diff	Best Tm	In Lap	Best Speed
1	45	Ewan GRAY	Kawasaki	ZX6R 600	S6	5	4:27.859		52.242	2	87.307
2	49	Paul McCLUNG	Yamaha	R6 600	S6	5	4:27.892	0.033	51.858	4	87.953
3	99	Callum GRIGOR	Kawasaki	ZX6R 600	S6	5	4:28.915	1.056	51.957	5	87.786
4	81	Ryan WATSON	Yamaha	R6 600	S6	5	4:29.866	2.007	52.243	5	87.305
5	31	Torquil PATERSON	Yamaha	R6 600	S6	5	4:35.845	7.986	53.360	2	85.478
6	21	Sean COOPER	Kawasaki	ZX6R 600	S6	5	4:36.125	8.266	53.825	2	84.739
7	84	Kyle HARPER	Kawasaki	ZX6R 600	S6	5	4:40.195	12.336	54.147	4	84.235
8	26	Allan RENNIE	Honda	CBR 600	S6	5	4:41.260	13.401	53.898	3	84.625
9	11	Patrick FORMAN	Kawasaki	ZX6R 600	S6	5	4:41.810	13.951	54.775	4	83.270
10	88	Graham PIRIE	Yamaha	R6 600	S6	5	4:42.832	14.973	54.438	4	83.785
11	28	Paul BOWERBANK	Yamaha	R6 600	S6	5	4:45.447	17.588	55.261	2	82.537
12	86	Russell WILL	Yamaha	R6 600	S6	5	4:49.320	21.461	56.019	3	81.420
13	27	Andrew DONALD	Kawasaki	ZX6R 600	S6	5	4:49.555	21.696	56.071	4	81.345
14	87	Steven ALLISON	Kawasaki	ZX6R 600	S6	5	4:51.074	23.215	56.226	4	81.121
15	35	Kevin GILES	Kawasaki	ZX6R 600	S6	5	4:56.229	28.370	57.362	2	79.514
16	17	Roddy MacLEOD	Suzuki	GSXR 600 K7	S6	5	4:59.379	31.520	57.724	2	79.016
17	58	Barry STEWART	Yamaha	R6 600	S6	5	5:01.876	34.017	57.915	3	78.755
18	89	David MUNRO	Yamaha	R6 600	S6	5	5:02.036	34.177	57.567	4	79.231
19	79	Ashley ROBSON	Kawasaki	ZX6R 600	S6	5	5:09.259	41.400	58.680	2	77.728

Not classified

DNS	5	Kyle DUNCAN	Kawasaki	ZX6R 600	S6			DNS		0	-
DNS	102	Greame KERR	Suzuki	GSXR 600	S6			DNS		0	-
DNS	184	Ryan GIBSON	Yamaha	R6 600	S6			DNS		0	-
DNS	8	Lewis ROLLO	Kawasaki	ZXR 600	S6			DNS		0	-
DNS	75	Charlie BUNYAN	Yamaha	R6 600	S6			DNS		0	-
DNS	4	Dan MacLEAN	Kawasaki	ZX6R 600	S6			DNS		0	-
DNS	12	Anthony JACKSON	Suzuki	GSXR 600 K7	S6			DNS		0	-

Announcements

RED FLAG after Leader completed 5 Laps - Race restarted over 5 Laps.

Margin of Victory	Avg. Speed	Best Lap Tm	Best Speed	Best Lap by
0.033	85.140	51.858	87.953	49 - Paul McCLUNG

Clerk of the Course.

Orbits

Sig : Time :
Chief Timekeeper : Ian Sharp (SMART Timing)

Results available at www.mylaps.com and www.smart-timing.co.uk

Printed: 06/06/2016 21:01:55



KMSC National Motorcycle Racing AC

Scottish Championship Superstock 600

Knockhill 1.267 miles

Race 24 - 2nd Race - Re-Start

05/06/2016 14:05

Race (5 Laps) started at 13:55:35

Lap	Time of Day	Lap Tm	S1	S2	S3	SFSpd	S1Spd	Lap	Time of Day	Lap Tm	S1	S2	S3	SFSpd	S1Spd
(45) Ewan GRAY								3	13:58:28.756	55.742	16.047	21.106	18.589	140.392	122.014
1	13:56:33.087	53.024	15.583	19.780	17.661	93.857	122.459	4	13:59:24.430	55.674	16.099	20.821	18.754	137.234	123.360
2	13:57:25.329	52.242	14.833	19.742	17.667	142.177	121.572	5	14:00:20.530	56.100	15.924	21.307	18.869	138.366	121.792
3	13:58:17.771	52.442	14.920	19.744	17.778	143.087	121.572	(86) Russell WILL							
4	13:59:10.286	52.515	14.957	19.811	17.747	141.279	121.792	1	13:56:39.586	57.441	17.463	21.563	18.415	98.833	119.196
5	14:00:02.942	52.656	14.901	19.909	17.846	140.982	122.683	2	13:57:35.717	56.131	16.044	21.532	18.555	137.516	118.985
(49) Paul McCLUNG								3	13:58:31.736	56.019	16.131	21.188	18.700	138.366	120.697
1	13:56:33.606	53.322	15.874	19.879	17.569	94.385	123.815	4	13:59:27.885	56.149	16.007	21.311	18.831	136.954	120.049
2	13:57:25.709	52.103	15.048	19.613	17.442	141.279	124.273	5	14:00:24.403	56.518	16.131	21.569	18.818	138.366	118.775
3	13:58:18.983	53.274	16.283	19.460	17.531	144.317	124.273	(27) Andrew DONALD							
4	13:59:10.841	51.858	15.057	19.489	17.312	142.177	125.201	1	13:56:39.365	57.415	16.987	21.961	18.467	105.184	117.116
5	14:00:02.975	52.134	15.102	19.409	17.623	144.008	123.587	2	13:57:35.486	56.121	16.008	21.577	18.536	133.680	120.915
(99) Callum GRIGOR								3	13:58:32.457	56.971	16.778	21.739	18.454	140.099	120.480
1	13:56:34.337	53.914	15.982	20.101	17.831	93.857	123.133	4	13:59:28.528	56.071	15.931	21.815	18.325	140.982	118.775
2	13:57:27.177	52.840	15.302	19.709	17.829	141.279	122.908	5	14:00:24.638	56.110	16.082	21.746	18.282	140.392	116.304
3	13:58:19.941	52.764	15.220	19.787	17.757	141.577	122.459	(87) Steven ALLISON							
4	13:59:12.041	52.100	15.050	19.360	17.690	141.577	122.459	1	13:56:40.559	58.395	17.324			96.419	116.709
5	14:00:03.998	51.957	15.023	19.452	17.482	139.227	122.683	2	13:57:37.222	56.663	16.219			132.362	112.976
(81) Ryan WATSON								3	13:58:33.468	56.246	16.919		18.754	131.584	116.912
1	13:56:34.075	53.831	15.727	20.344	17.760	97.257	123.815	4	13:59:29.694	56.226	15.967	21.465	18.794	131.842	117.526
2	13:57:26.912	52.837	15.261	19.803	17.773	141.577	125.201	5	14:00:26.157	56.463	16.088	21.607	18.768	134.215	115.504
3	13:58:19.677	53.765	15.284	19.772	17.709	143.087	125.435	(35) Kevin GILES							
4	13:59:12.706	53.029	15.713	19.564	17.752	142.177	124.968	1	13:56:41.257	59.343	17.574	23.014	18.755	100.011	113.742
5	14:00:04.949	52.243	14.907	19.562	17.774	142.782	126.380	2	13:57:38.619	57.362	16.547	22.136	18.679	136.121	116.506
(31) Torquil PATERSON								3	13:58:36.404	57.785	16.456	22.065	19.264	137.516	116.506
1	13:56:34.650	54.218	16.155	20.264	17.799	95.868	122.908	4	13:59:33.896	57.492	16.632	21.974	18.886	133.680	116.304
2	13:57:28.010	53.360	15.483	20.029	17.848	140.687	122.459	5	14:00:31.312	57.416	16.679	21.952	18.785	135.025	117.116
3	13:58:21.384	53.374	15.323	20.180	17.871	142.782	122.236	(17) Roddy MacLEOD							
4	13:59:14.936	53.552	15.273	20.197	18.082	142.177	120.697	1	13:56:42.270	59.893	17.862	22.805	19.226	102.298	113.549
5	14:00:10.928	55.992	15.990	21.144	18.858	134.754	112.786	2	13:57:39.994	57.724	16.540	22.133	19.051	135.571	114.518
(21) Sean COOPER								3	13:58:37.940	57.946	16.370	22.462	19.114	137.798	112.786
1	13:56:35.724	54.782	16.320	20.526	17.936	99.714	123.133	4	13:59:36.032	58.092	16.659	22.179	19.254	133.415	111.290
2	13:57:29.549	53.825	15.361	20.457	18.007	139.227	123.360	5	14:00:34.462	58.430	16.866	22.363	19.201	133.947	112.786
3	13:58:23.508	53.959	15.442	20.522	17.995	140.392	122.908	(58) Barry STEWART							
4	13:59:17.350	53.842	15.480	20.402	17.960	140.687	121.792	1	13:56:43.606	1:01.201	17.912			102.298	109.296
5	14:00:11.208	53.858	15.456	20.527	17.875	141.577	121.352	2	13:57:42.129	58.523	16.466			135.845	116.304
(84) Kyle HARPER								3	13:58:40.044	57.915	16.262	22.208	19.445	135.845	116.103
1	13:56:37.329	56.327	16.661			101.832	122.908	4	13:59:38.813	58.769	16.543	22.548	19.678	135.571	111.105
2	13:57:32.032	54.703	15.539	20.970	18.194	137.516	122.683	5	14:00:36.959	58.146	16.361	22.438	19.347	133.415	113.357
3	13:58:26.281	54.249	15.464	20.626	18.159	136.675	121.133	(89) David MUNRO							
4	13:59:20.428	54.147	15.472	20.561	18.114	138.939	120.915	1	13:56:43.877	1:00.746	17.657			103.084	110.556
5	14:00:15.278	54.850	15.731	20.915	18.204	135.571	118.775	2	13:57:42.812	58.935	16.840			131.326	115.703
(26) Allan RENNIE								3	13:58:41.279	58.467	16.915	22.294	19.258	126.857	116.709
1	13:56:38.048	56.957	17.401			98.111	117.526	4	13:59:38.846	57.567	16.608	21.986	18.973	132.362	116.709
2	13:57:33.177	55.129	15.759			139.227	119.621	5	14:00:37.119	58.273	16.683	22.463	19.127	125.435	115.703
3	13:58:27.075	53.898	15.459	20.422	18.017	138.939	120.049	(79) Ashley ROBSON							
4	13:59:21.720	54.645	15.437	20.927	18.281	136.954	121.572	1	13:56:43.849	1:01.238	18.019	23.552	19.667	100.310	111.474
5	14:00:16.343	54.623	15.569	20.783	18.271	136.954	121.792	2	13:57:42.529	58.680	16.641	22.769	19.270	127.098	114.129
(11) Patrick FORMAN								3	13:58:41.949	59.420	17.010	22.882	19.528	126.142	114.910
1	13:56:36.891	56.234	16.647	21.167	18.420	95.188	116.304	4	13:59:43.889	1:01.940	17.835	23.522	20.583	121.792	109.474
2	13:57:31.727	54.836	15.794	20.779	18.263	135.571	118.147	5	14:00:44.342	1:00.453	17.388	23.051	20.014	118.985	112.786
3	13:58:26.768	55.041	15.846	21.114	18.081	136.121	114.910	(88) Graham PIRIE							
4	13:59:21.543	54.775	15.593	20.890	18.292	137.234	116.304	1	13:56:38.601	57.388	17.323	21.568	18.497	94.385	115.504
5	14:00:16.893	55.350	15.765	21.255	18.330	136.675	115.305	2	13:57:33.467	54.866	15.859	20.828	18.179	140.982	122.908
(28) Paul BOWERBANK								3	13:58:28.798	55.331	15.818	21.112	18.401	131.584	124.044
1	13:56:37.753	56.703	17.038	21.284	18.381	97.257	123.815	4	13:59:23.236	54.438	15.640	20.637	18.161	140.982	122.683
2	13:57:33.014	55.261	15.718	20.976	18.567	138.939	124.044	5	14:00:17.915	54.679	15.784	20.706	18.189	138.652	121.792

Clerk of the Course.

 Sig : Time :
 Chief Timekeeper : Ian Sharp (SMART Timing)

 Results available at www.mylaps.com and www.smart-timing.co.uk

Orbits



Race Results

KMSC National Motorcycle Racing AC

Lapchart

Scottish Championship Superstock 600

Knockhill 1.267 miles

Race 24 - 2nd Race - Re-Start

05/06/2016 14:05

Race (5 Laps) started at 13:55:35

Competitors	Laps					
	0	1	2	3	4	5
Ewan GRAY (45)	1	45	45	45	45	45
Ryan WATSON (81)	2	81	49	49	49	49
Paul McCLUNG (49)	3	49	81	81	99	99
Callum GRIGOR (99)	4	99	99	99	81	81
Torquil PATERSON (31)	5	31	31	31	31	31
Patrick FORMAN (11)	6	11	21	21	21	21
Sean COOPER (21)	7	21	11	11	84	84
Kyle HARPER (84)	8	84	84	11	11	26
Paul BOWERBANK (28)	9	28	28	28	26	11
Allan RENNIE (26)	10	26	26	26	28	88
Graham PIRIE (88)	11	88	88	88	28	28
Kevin GILES (35)	12	35	27	27	86	86
Andrew DONALD (27)	13	27	86	86	27	27
Russell WILL (86)	14	86	87	87	87	87
Steven ALLISON (87)	15	87	35	35	35	35
Roddy MacLEOD (17)	16	17	17	17	17	17
Barry STEWART (58)	17	58	58	58	58	58
Ashley ROBSON (79)	18	79	79	79	89	89
David MUNRO (89)	19	89	89	89	79	79
-	20					
-	21					
-	22					
-	23					
-	24					
-	25					
-	26					

Margin of Victory	Avg. Speed	Best Lap Tm	Best Speed	Best Lap by
0.033	85.140	51.858	87.953	49 - Paul McCLUNG

Clerk of the Course.

Orbits

 Sig : Time :
 Chief Timekeeper : Ian Sharp (SMART Timing)

 Results available at www.mylaps.com and www.smart-timing.co.uk

Printed: 06/06/2016 21:02:27



KMSC National Motorcycle Racing AC

KMSC Superstock 600

Knockhill 1.267 miles

Race 29 - 3rd Race

05/06/2016 15:30

Race (10 Laps) started at 15:37:26

POLE POSITION

3 99 Callum GRIGOR	2 49 Paul McCLUNG	1 45 Ewan GRAY	1
6 21 Sean COOPER	5 31 Torquil PATERSON	4 81 Ryan WATSON	2
9 11 Patrick FORMAN	8 26 Allan RENNIE	7 84 Kyle HARPER	3
12 86 Russell WILL	11 28 Paul BOWERBANK	10 88 Graham PIRIE	4
15 35 Kevin GILES	14 87 Steven ALLISON	13 27 Andrew DONALD	5
18 89 David MUNRO	17 58 Barry STEWART	16 17 Roddy MacLEOD	6
21 102 Greame KERR	20 5 Kyle DUNCAN	19 79 Ashley ROBSON	7
24 75 Charlie BUNYAN	23 8 Lewis ROLLO	22 184 Ryan GIBSON	8
	26 12 Anthony JACKSON	25 4 Dan MacLEAN	9

Clerk of the Course.

Orbits

Sig : Time :
Chief Timekeeper : Ian Sharp (SMART Timing)

Results available at www.mylaps.com and www.smart-timing.co.uk

Printed: 06/06/2016 21:02:53



Race Results

KMSC National Motorcycle Racing AC

Sorted on Laps

KMSC 125's

Knockhill 1.267 miles

Race 25 - 4th Race - Re-Start

05/06/2016 14:20

Race (8 Laps) started at 14:18:24

Pos	No.	Name	Make/Model	CC	Class	Laps	Total Tm	Diff	Best Tm	In Lap	Best Speed
1	9	Rishon HICKEY	Aprilia	RS125	F125	8	8:38.118		1:03.886	6	71.394
2	27	James McLAREN	Aprilia	RS125	F125	8	8:38.562	0.444	1:03.463	7	71.870
3	21	Marc GIBSON	Aprilia	RS125	F125	8	9:17.635	39.517	1:08.164	8	66.914
4	47	Joel BAVIDGE	Aprilia	RS125	F125	8	9:18.135	40.017	1:08.455	3	66.629
5	15	Finlay MILNE	Aprilia	RS125	F125	8	9:44.341	1:06.223	1:11.592	6	63.710
6	44	Murray PATTISON	Aprilia	RS125	F125	7	8:38.836	1 Lap	1:11.075	7	64.173
Not classified											
DNF	149	James ALDERSON	Honda	Moto 3	SL	7	7:06.493	DNF	59.545	3	76.599
DNF	8	Cameron McPHERSON	Aprilia	RS125	F125	6	7:00.579	DNF	1:08.663	4	66.427
DNF	88	Lewis NICOL	Aprilia	RS125	F125	2	2:15.859	DNF	1:05.332	2	69.814
DNS	16	Mia KELLAS	Aprilia	RS125	F125			DNS		0	-
DNS	23	Keirin KELLAS	Aprilia	RS125	F125			DNS		0	-

Announcements

RED FLAG after Leader completed 2 Laps - Race re-started over 8 Laps.

Margin of Victory	Avg. Speed	Best Lap Tm	Best Speed	Best Lap by
0.444	70.426	59.545	76.599	149 - James ALDERSON

Clerk of the Course.

Orbits

Sig : Time :
Chief Timekeeper : Ian Sharp (SMART Timing)

Results available at www.mylaps.com and www.smart-timing.co.uk

Printed: 06/06/2016 18:40:57



Race Results

KMSC National Motorcycle Racing AC

KMSC 125's

Knockhill 1.267 miles

Race 25 - 4th Race - Re-Start

05/06/2016 14:20

Race (8 Laps) started at 14:18:24

Lap	Time of Day	Lap Tm	S1	S2	S3	SFSpd	S1Spd	Lap	Time of Day	Lap Tm	S1	S2	S3	SFSpd	S1Spd
(9) Rishon HICKEY															
1	14:19:33.628	1:04.960	20.057			67.108	83.571	5	14:24:16.300	1:09.514	20.147			89.716	
2	14:20:37.826	1:04.198	19.061			97.540		6	14:25:25.257	1:08.957	20.251			89.596	74.647
3	14:21:42.195	1:04.369	18.917			97.682	83.780	(88) Lewis NICOL							
4	14:22:46.260	1:04.065	19.082			97.540	83.675	1	14:19:35.205	1:06.311	20.541	24.008	21.762	68.060	83.363
5	14:23:50.615	1:04.355	19.150			96.143		2	14:20:40.537	1:05.332	19.705	23.971	21.656	99.419	83.157
6	14:24:54.501	1:03.886	19.015			97.540									
7	14:25:58.479	1:03.978	18.912			97.540									
8	14:27:02.796	1:04.317	18.770			95.731	86.257								
(27) James McLAREN															
1	14:19:35.187	1:05.065	20.168			71.696	85.162								
2	14:20:39.089	1:03.902	18.814	23.716	21.372	100.762	83.989								
3	14:21:42.892	1:03.803	18.759			102.611									
4	14:22:46.886	1:03.994	19.037			101.524									
5	14:23:51.167	1:04.281	19.279			101.218									
6	14:24:55.014	1:03.847	19.061			102.454	83.467								
7	14:25:58.477	1:03.463	19.025			102.298	82.747								
8	14:27:03.240	1:04.763	18.679			102.454	83.260								
(21) Marc GIBSON															
1	14:19:38.788	1:09.630	21.401	24.963	23.266	66.840	78.580								
2	14:20:48.481	1:09.693	20.425	25.546	23.722	93.465	78.580								
3	14:21:57.004	1:08.523	20.447	25.311	22.765	92.181	78.123								
4	14:23:06.593	1:09.589	20.692	25.405	23.492	92.690	77.581								
5	14:24:15.531	1:08.938	20.422			91.552	79.511								
6	14:25:24.611	1:09.080	20.468			92.054	76.607								
7	14:26:34.149	1:09.538	20.621			91.677	76.086								
8	14:27:42.313	1:08.164	20.283			89.477	76.958								
(47) Joel BAVIDGE															
1	14:19:40.058	1:10.269	21.770	25.255	23.244	63.489	78.032								
2	14:20:48.980	1:08.922	20.916	25.198	22.808	89.002	77.135								
3	14:21:57.435	1:08.455	20.361	25.348	22.746	91.179	77.313								
4	14:23:06.799	1:09.364	20.527	25.754	23.083	90.564	77.491								
5	14:24:16.318	1:09.519	20.613	25.735	23.171	87.153	78.032								
6	14:25:25.333	1:09.015	20.779	25.229	23.007	87.722	76.000								
7	14:26:34.321	1:08.988	20.584	25.408	22.996	88.068	75.914								
8	14:27:42.813	1:08.492	20.346	25.175	22.971	90.564	77.224								
(15) Finlay MILNE															
1	14:19:45.113	1:14.454	23.011	27.044	24.399	58.866	73.342								
2	14:20:57.254	1:12.141	21.187	26.845	24.109	86.702	72.236								
3	14:22:08.997	1:11.743	20.951	26.659	24.133	86.927	72.004								
4	14:23:21.168	1:12.171	21.259	26.887	24.025	85.596	71.850								
5	14:24:33.376	1:12.208	21.206	26.763	24.239	85.815	70.789								
6	14:25:44.968	1:11.592	20.965	26.655	23.972	85.925	71.773								
7	14:26:57.344	1:12.376	21.110	27.057	24.209	84.946	71.467								
8	14:28:09.019	1:11.675	20.995	26.617	24.063	85.379	71.315								
(44) Murray PATTISON															
1	14:19:50.780	1:17.844	26.051	27.768	24.025	45.160	69.112								
2	14:21:02.676	1:11.896	21.715	26.643	23.538	88.299	73.502								
3	14:22:15.956	1:13.280	22.076	26.993	24.211	89.358	71.013								
4	14:23:28.812	1:12.856	22.217	26.871	23.768	86.702	71.927								
5	14:24:40.077	1:11.265	21.422			87.380	73.989								
6	14:25:52.439	1:12.362	21.967			87.608	71.773								
7	14:27:03.514	1:11.075	21.529	26.007	23.539	86.814	74.564								
(149) James ALDERSON															
1	14:19:30.498	1:01.051	18.534	22.505	20.012	81.244	97.682								
2	14:20:30.539	1:00.041	17.552	22.499	19.990	114.323	98.979								
3	14:21:30.084	59.545	17.324	22.379	19.842	115.107	99.125								
4	14:22:30.268	1:00.184	17.440	22.468	20.276	115.305	98.254								
5	14:23:30.075	59.807	17.355	22.392	20.060	114.129	98.398								
6	14:24:31.311	1:01.236	18.344	22.490	20.402	111.474	98.254								
7	14:25:31.171	59.860	17.532	22.444	19.884	113.742	97.682								
(8) Cameron McPHERSON															
1	14:19:39.342	1:10.103	21.300	25.405	23.398	63.669									
2	14:20:48.550	1:09.208	20.233			90.198	77.313								
3	14:21:58.123	1:09.573	20.372	26.416	22.785	90.198	70.938								
4	14:23:06.786	1:08.663	19.918	25.341	23.404	91.303	78.488								

Clerk of the Course.

Orbits

 Sig : Time :
 Chief Timekeeper : Ian Sharp (SMART Timing)

 Results available at www.mylaps.com and www.smart-timing.co.uk

Printed: 06/06/2016 18:15:21



Race Results

KMSC National Motorcycle Racing AC

Lapchart

KMSC 125's

Knockhill 1.267 miles

Race 25 - 4th Race - Re-Start

05/06/2016 14:20

Race (8 Laps) started at 14:18:24

Competitors	Laps									
	0	1	2	3	4	5	6	7	8	
Rishon HICKEY (9)	1	9	149	149	149	149	149	149	149	9
Lewis NICOL (88)	2	88	9	9	9	9	9	9	27	27
Marc GIBSON (21)	3	21	27	27	27	27	27	27	9	21
Cameron McPHERSON (8)	4	8	88	88	21	21	21	21	21	47
James ALDERSON (149)	5	149	21	21	47	8	8	8	47	15
Joel BAVIDGE (47)	6	47	8	8	8	47	47	47	15	
James McLAREN (27)	7	27	47	47	15	15	15	15	44	
Finlay MILNE (15)	8	15	15	15	44	44	44	44		
Murray PATTISON (44)	9	44	44	44						
-	10									
-	11									

Margin of Victory	Avg. Speed	Best Lap Tm	Best Speed	Best Lap by
0.444	70.426	59.545	76.599	149 - James ALDERSON

Clerk of the Course.

Orbits

 Sig : Time :
 Chief Timekeeper : Ian Sharp (SMART Timing)

 Results available at www.mylaps.com and www.smart-timing.co.uk


KMSC National Motorcycle Racing AC

KMSC 125's

Knockhill 1.267 miles

Race 30 - 5th Race

05/06/2016 15:45

Race (10 Laps) started at 15:52:46

POLE POSITION

3 21 Marc GIBSON	2 27 James McLAREN	1 9 Rishon HICKEY	1
6 44 Murray PATTISON	5 15 Finlay MILNE	4 47 Joel BAVIDGE	2
9 88 Lewis NICOL	8 8 Cameron McPHERSON	7 149 James ALDERSON	3
	11 23 Keirin KELLAS	10 16 Mia KELLAS	4

Clerk of the Course.

Orbits

Sig : Time :
Chief Timekeeper : Ian Sharp (SMART Timing)

Results available at www.mylaps.com and www.smart-timing.co.uk



Race Results

KMSC National Motorcycle Racing AC

Sorted on Laps

KMSC Lightweights

Knockhill 1.267 miles

Race 26 - 3rd Race

05/06/2016 14:45

Race (10 Laps) started at 14:51:26

Pos	No.	Name	Make/Model	CC	Class	Laps	Total Tm	Diff	Best Tm	In Lap	Best Speed
1	49	Paul McCLUNG	Kawasaki	ER6	SL	10	9:18.925		54.438	2	83.785
2	5	Gillian McGAW	Kawasaki	650	SL	10	9:28.384	9.459	55.583	4	82.059
3	15	Keith DICKIE	Kawasaki	ER6	SL	10	9:33.037	14.112	56.141	2	81.244
4	11	Lewis PATERSON	Suzuki	SV650	SL	10	9:41.445	22.520	56.472	5	80.767
5	4	Alan GIBSON	Suzuki	SV650	SL	10	9:47.101	28.176	57.267	8	79.646
6	21	Grant REID	Kawasaki	ER6	SL	10	9:53.618	34.693	58.194	4	78.377
7	24	Alex REID	Suzuki	650	SL	10	9:56.077	37.152	58.187	5	78.387
8	39	Stuart HAMILTON	Kawasaki	ER650	SL	10	9:56.145	37.220	58.117	7	78.481
9	2	Robert WOODWARD	Suzuki	SV650	SL	10	9:57.073	38.148	58.097	9	78.508
10	14	Scott GORDON	Kawasaki	ER6	SL	10	10:00.511	41.586	58.525	7	77.934
11	79	Ashley ROBSON	Kawasaki	ZXR400	SL	10	10:04.230	45.305	58.929	10	77.400
12	55	Tom ROBINSON	Aprilia	RRV 450	SL	10	10:07.230	48.305	59.142	7	77.121
13	73	Ray MALONEY	Kawasaki	ER6	SL	10	10:09.562	50.637	58.957	10	77.363
14	16	Gerry KEIRNAN	Suzuki	SV650	SL	10	10:11.770	52.845	59.943	9	76.090
15	800	Gordon CLARK	Kawasaki	ZXR400	SL	10	10:12.240	53.315	59.523	10	76.627
16	51	Kris WOODS	Suzuki	SV650	SL	10	10:16.009	57.084	59.921	8	76.118
17	17	Michael CRITCHELL	Suzuki	SV650	SL	9	9:25.155	1 Lap	1:01.083	5	74.670
18	71	Neil McCLURE	Suzuki	SV650	SL	9	9:26.148	1 Lap	1:01.422	9	74.258
19	25	Jim PURVIS	Yamaha	FZR400	SL	9	9:26.526	1 Lap	1:01.273	9	74.439
20	90	Dean CRAWFORD	Suzuki	SV650	SL	9	9:26.683	1 Lap	1:01.100	9	74.650
21	112	Gordon MILLAR	Suzuki	SV650	SL	9	9:33.131	1 Lap	1:01.788	9	73.818
22	74	Christine WATSON	Suzuki	SV650	SL	9	9:39.107	1 Lap	1:02.555	5	72.913
23	162	Patrick POLLARD	Suzuki	SV650	SL	9	9:54.292	1 Lap	1:03.893	9	71.386
Not classified											
DNF	29	Eric UTTERSON	Suzuki	SV650	SL	6	6:35.999	DNF	1:03.139	5	72.239
DNS	119	Kristopher DUNCAN	Kawasaki	ER6	SL			DNS		0	-
DNS	142	Marc IRONSIDE	Kawasaki	ER6	SL			DNS		0	-

Margin of Victory	Avg. Speed	Best Lap Tm	Best Speed	Best Lap by
9.459	81.605	54.438	83.785	49 - Paul McCLUNG

Clerk of the Course.

Orbits

Sig : Time :
Chief Timekeeper : Ian Sharp (SMART Timing)

Results available at www.mylaps.com and www.smart-timing.co.uk

Printed: 06/06/2016 18:39:14



Race Results

KMSC National Motorcycle Racing AC

KMSC Lightweights

Knockhill 1.267 miles

Race 26 - 3rd Race

05/06/2016 14:45

Race (10 Laps) started at 14:51:26

Lap	Time of Day	Lap Tm	S1	S2	S3	SFSpd	S1Spd	Lap	Time of Day	Lap Tm	S1	S2	S3	SFSpd	S1Spd	
(49) Paul McLUNG																
1	14:52:28.021	55.868	16.947			87.722	112.976	1	14:52:34.256	1:01.447	18.347	23.261	19.839	88.532	103.242	
2	14:53:22.459	54.438	15.837			131.584	112.220	2	14:53:32.960	58.704	16.966	21.977	19.761	122.014	103.084	
3	14:54:17.141	54.682	15.803			132.102	110.922	3	14:54:31.842	58.882	16.994			122.908	102.611	
4	14:55:11.884	54.743	15.981			131.070	111.474	4	14:55:30.302	58.460	17.029	21.821	19.610	122.014	102.611	
5	14:56:06.424	54.540	15.874			131.070	111.290	5	14:56:28.489	58.187	16.924	21.735	19.528	119.835	101.987	
6	14:57:01.688	55.264	16.003			131.070	112.597	6	14:57:26.843	58.354	16.922			119.409	102.298	
7	14:57:57.053	55.365	16.103			130.560	112.597	7	14:58:25.525	58.682	16.993	22.047	19.642	119.409	101.524	
8	14:58:52.886	55.833	16.211	21.035	18.587	129.053	112.976	8	14:59:24.651	59.126	17.006	22.150	19.970	120.697	100.762	
9	14:59:49.691	56.805	16.358	21.819	18.628	129.802	113.166	9	15:00:24.059	59.408	17.015			120.049	101.218	
10	15:00:45.814	56.123	16.258	20.973	18.892	128.313	111.105	10	15:01:22.966	58.907	16.998			118.985	100.460	
(5) Gillian McGAW																
1	14:52:28.646	56.763	17.144	21.224	18.395	89.596	111.660	1	14:52:33.636	1:00.891	18.053			90.932	106.520	
2	14:53:24.580	55.934	15.931			131.584	112.976	2	14:53:32.715	59.079	16.986			124.968	106.015	
3	14:54:20.659	56.079	16.221			131.326	111.660	3	14:54:31.651	58.936	16.785	22.448	19.703	125.201	106.183	
4	14:55:16.242	55.583	16.016	20.934	18.633	131.842	111.846	4	14:55:31.279	59.628	17.601			124.504	95.053	
5	14:56:12.509	56.267	16.142	21.323	18.802	130.814	110.922	5	14:56:30.878	59.599	17.004			123.360	106.520	
6	14:57:08.476	55.967	16.171	20.963	18.833	129.802	112.220	6	14:57:30.060	59.182	16.923			121.133	106.520	
7	14:58:06.087	57.611	16.076	21.443	20.092	130.814	112.976	7	14:58:28.177	58.117	16.693	22.081	19.343	123.815	107.544	
8	14:59:02.178	56.091	16.126	21.232	18.733	128.068	112.976	8	14:59:26.348	58.171	16.673	22.018	19.480	124.968	107.030	
9	14:59:58.267	56.089	16.013	21.209	18.867	132.102	112.976	9	15:00:24.667	58.319	16.627			125.435	107.717	
10	15:00:55.273	57.006	16.239	21.668	19.099	130.053	112.597	10	15:01:23.034	58.367	16.555			123.587	107.030	
(15) Keith DICKIE																
1	14:52:29.938	57.562	17.123	21.717	18.722	88.884	111.105	1	14:52:34.057	1:00.890	18.174			89.836	100.011	
2	14:53:26.079	56.141	16.216	21.214	18.711	128.805	111.290	2	14:53:33.257	59.200	17.290			118.985	100.914	
3	14:54:22.245	56.166	16.223	21.179	18.764	129.053	110.556	3	14:54:32.256	58.999	17.088			119.409	102.298	
4	14:55:18.554	56.309	16.322	21.085	18.902	126.857	112.033	4	14:55:31.712	59.456	17.274			118.356	100.611	
5	14:56:14.953	56.399	16.281	21.113	19.005	127.581	110.193	5	14:56:31.222	59.510	16.911			118.565	100.914	
6	14:57:11.632	56.679	16.297	21.355	19.027	126.857	110.556	6	14:57:30.531	59.309	16.871			118.147	102.298	
7	14:58:08.198	56.566	16.260	21.258	19.048	127.581	110.374	7	14:58:28.981	58.450	16.649			119.835	102.298	
8	14:59:05.817	57.619	16.695	22.065	18.859	126.380	108.941	8	14:59:27.314	58.333	16.825	22.002	19.506	119.409	103.084	
9	15:00:02.473	56.656	16.351			128.068	109.832	9	15:00:25.411	58.097	16.680			120.265	103.402	
10	15:00:59.926	57.453	16.508	21.328	19.617	126.380	110.193	10	15:01:23.962	58.551	16.724			117.940	102.611	
(11) Lewis PATERSON																
1	14:52:31.870	59.173	17.895			87.952	106.183	1	14:52:35.262	1:01.773	19.017			83.363	101.987	
2	14:53:28.972	57.102	16.348	21.475	19.279	123.360	107.030	2	14:53:35.107	59.845	17.236			118.147	100.310	
3	14:54:25.586	56.614	16.228	21.228	19.158	123.815	106.351	3	14:54:34.356	59.249	17.124			117.940	99.272	
4	14:55:22.353	56.767	16.250			124.044	105.848	4	14:55:33.566	59.210	17.235			116.709	98.979	
5	14:56:18.825	56.472	16.376	21.136	18.960	121.792	105.681	5	14:56:32.426	58.860	17.141	22.034	19.685	116.709	98.979	
6	14:57:16.220	57.395	16.424			122.014	104.366	6	14:57:31.160	58.734	17.024			113.935	99.419	
7	14:58:13.945	57.725	16.668	21.623	19.434	122.236	102.926	7	14:58:29.685	58.525	16.996	21.821	19.708	115.703	98.833	
8	14:59:11.348	57.403	16.541	21.433	19.429	121.572	104.366	8	14:59:28.390	58.705	17.041	21.839	19.825	115.504	99.714	
9	15:00:08.968	57.620	16.587	21.673	19.360	122.014	101.678	9	15:00:27.896	59.506	16.942			116.103	99.125	
10	15:01:08.334	59.366	16.967	22.236	20.163	118.565	97.682	10	15:01:27.400	59.504	17.233	22.284	19.987	115.305	97.540	
(4) Alan GIBSON																
1	14:52:32.281	59.690	17.607			89.002	107.890	1	14:52:36.455	1:02.442	18.660	23.692	20.090	85.815	102.454	
2	14:53:30.048	57.767	16.593			124.735	108.588	2	14:53:36.796	1:00.341	17.772	22.602	19.967	118.565	101.066	
3	14:54:27.780	57.732	16.547			122.683	107.890	3	14:54:36.367	59.571	16.994	22.536	20.041	119.196	103.882	
4	14:55:25.197	57.417	16.300			124.044	108.238	4	14:55:36.600	1:00.233	17.045	23.364	19.824	109.474	103.721	
5	14:56:22.901	57.704	16.600			122.683	107.372	5	14:56:35.802	59.202	17.031	22.290	19.881	120.697	104.692	
6	14:57:20.804	57.903	16.462			122.014	108.413	6	14:57:34.999	59.197	17.112	22.273	19.812	118.147	104.043	
7	14:58:18.578	57.774	16.523			122.683	107.890	7	14:58:33.946	58.947	16.892	22.198	19.857	118.985	105.020	
8	14:59:15.845	57.267	16.336	21.690	19.241	122.908	108.064	8	14:59:33.008	59.062	16.888	22.447	19.727	120.265	103.402	
9	15:00:15.397	59.552	16.211			123.360	107.717	9	15:00:32.190	59.182	16.995	22.312	19.875	117.940	101.832	
10	15:01:13.990	58.593	16.283			119.621	106.689	10	15:01:31.119	58.929	16.881	22.188	19.860	118.985	102.142	
(79) Ashley ROBSON																
1	14:52:36.013	1:02.322	18.515	23.830	19.977	90.077	99.566	1	14:52:36.455	1:02.442	18.660	23.692	20.090	85.815	102.454	
2	14:53:35.908	59.895	16.976	22.823	20.096	122.236	102.142	2	14:53:36.796	1:00.341	17.772	22.602	19.967	118.565	101.066	
3	14:54:36.156	1:00.248	17.112	23.117	20.019	119.835	102.298	3	14:54:36.367	59.571	16.994	22.536	20.041	119.196	103.882	
4	14:55:36.492	1:00.336	16.867	23.511	19.958	119.835	101.987	4	14:55:36.600	1:00.233	17.045	23.364	19.824	109.474	103.721	
5	14:56:36.649	1:00.157	17.297	22.944	19.916	118.775	97.257	5	14:56:35.802	59.202	17.031	22.290	19.881	120.697	104.692	
6	14:57:36.095	59.446	16.918	22.625	19.903	118.985	104.366	6	14:57:34.999	59.197	17.112	22.273	19.812	118.147	104.043	
7	14:58:35.237	59.142	16.649	22.713	19.780	121.133	103.561	7	14:58:33.946	58.947	16.892	22.198	19.857	118.985	105.020	
8	14:59:34.847	59.610	16.909	22.806	19.895	119.621	103.882	8	14:59:33.008	59.062	16.888	22.447	19.727	120.265	103.402	
9	15:00:34.462	59.615	16.852			120.697	102.611	9	15:00:32.190	59.182	16.995	22.312	19.875	117.940	101.832	
10	15:01:34.119	59.657	16.868	22.987	19.802	120.049	101.832	10	15:01:31.119	58.929	16.881	22.188	19.860	118.985	102.142	
(55) Tom ROBINSON																
1	14:52:32.490	59.791	18.099			91.928	108.588	1	14:52:36.013	1:02.322	18.515	23.830	19.977	90.077	99.566	
2	14:53:30.904	58.414	16.653	22.224	19.537	130.814	112.408	2	14:53:35.908	59.895	16.976	22.823	20.096	122.236	102.142	
3	14:54:29.647	58.743	16.915	22.120	19.708	128.313	108.413	3	14:54:36.156	1:00.248	17.112	23.117	20.019	119.835	102.298	
4	14:55:27.841	58.194	16.717	22.018	19.459	129.053	111.105	4	14:55:36.492	1:00.336	16.867	23.511	19.958	119.835	101.987	
5	14:56:26.278	58.437	16.760	22.137	19.540	128.559	110.922	5	14:56:36.649	1:00.157	17.297	22.944	19.916	118.775	97.257	
6	14:57:24.813	58.535	16.990	22.138												

Race Results

KMSC National Motorcycle Racing AC

KMSC Lightweights

Knockhill 1.267 miles

Race 26 - 3rd Race

05/06/2016 14:45

Race (10 Laps) started at 14:51:26

Lap	Time of Day	Lap Tm	S1	S2	S3	SFSpd	S1Spd
3	14:54:37.313	59.223	17.159	22.322	19.742	120.915	102.926
4	14:55:37.644	1:00.331	17.219	23.239	19.873	120.049	100.310
5	14:56:38.033	1:00.389	17.455	22.902	20.032	118.985	102.298
6	14:57:38.563	1:00.530	17.605	23.031	19.894	116.506	98.111
7	14:58:38.237	59.674	17.029	22.848	19.797	120.697	105.184
8	14:59:38.447	1:00.210	17.283	23.092	19.835	118.565	101.678
9	15:00:37.494	59.047	16.908	22.200	19.939	118.985	104.366
10	15:01:36.451	58.957	17.008	22.269	19.680	120.265	103.242

(16) Gerry KEIRNAN

Lap	Time of Day	Lap Tm	S1	S2	S3	SFSpd	S1Spd
1	14:52:34.813	1:01.077	17.964	22.993	20.120	92.308	105.349
2	14:53:35.505	1:00.692	16.991			125.201	106.015
3	14:54:35.586	1:00.081	17.125			125.435	103.561
4	14:55:36.281	1:00.695	17.110	23.478	20.107	124.273	105.515
5	14:56:37.352	1:01.071	17.709	23.374	19.988	122.459	104.692
6	14:57:37.801	1:00.449	17.122			122.236	108.064
7	14:58:37.962	1:00.161	17.200			121.352	104.529
8	14:59:38.520	1:00.558	17.238	22.953	20.367	121.792	105.848
9	15:00:38.463	59.943	17.190	22.854	19.899	120.265	106.520
10	15:01:38.659	1:00.196	17.124	22.797	20.275	124.044	105.349

(800) Gordon CLARK

Lap	Time of Day	Lap Tm	S1	S2	S3	SFSpd	S1Spd
1	14:52:36.526	1:02.320	18.607	24.007	19.706	90.198	98.979
2	14:53:36.812	1:00.286	17.945	22.687	19.654	124.044	102.142
3	14:54:36.497	59.685	17.101	22.770	19.814	120.697	104.204
4	14:55:36.849	1:00.352	17.380	23.414	19.558	120.915	104.043
5	14:56:37.710	1:00.861	17.405	23.407	20.049	123.587	99.714
6	14:57:39.429	1:01.719	17.757	23.904	20.058	121.352	104.043
7	14:58:39.759	1:00.330	17.310	23.052	19.968	124.504	104.692
8	14:59:39.811	1:00.052	17.171	23.011	19.870	121.572	104.692
9	15:00:39.606	59.795	17.256			123.133	105.515
10	15:01:39.129	59.523	17.236	22.553	19.734	123.360	105.349

(51) Kris WOODS

Lap	Time of Day	Lap Tm	S1	S2	S3	SFSpd	S1Spd
1	14:52:37.722	1:03.600	19.179			88.416	93.726
2	14:53:38.623	1:00.901	17.361	23.508	20.032	122.908	101.987
3	14:54:39.613	1:00.990	17.410	23.282	20.298	120.049	100.460
4	14:55:40.565	1:00.952	17.440	23.432	20.080	122.014	101.371
5	14:56:41.759	1:01.194	17.894	23.411	19.889	120.265	98.254
6	14:57:41.876	1:00.117	17.393	22.950	19.774	120.049	101.066
7	14:58:41.998	1:00.122	17.263	22.991	19.868	118.775	101.987
8	14:59:41.919	59.921	17.485	22.737	19.699	120.049	101.218
9	15:00:42.232	1:00.313	17.794	22.770	19.749	122.459	99.419
10	15:01:42.898	1:00.666	17.477	23.065	20.124	119.196	101.832

(17) Michael CRITCHELL

Lap	Time of Day	Lap Tm	S1	S2	S3	SFSpd	S1Spd
1	14:52:38.585	1:04.393	18.931	24.966	20.496	93.726	102.454
2	14:53:40.657	1:02.072	17.905	23.635	20.532	122.236	102.454
3	14:54:42.104	1:01.447	17.689	23.704	20.054	120.480	101.524
4	14:55:43.828	1:01.724	17.854	23.358	20.512	120.480	102.926
5	14:56:44.911	1:01.083	17.817			119.196	102.926
6	14:57:46.363	1:01.452	17.792	23.590	20.070	120.265	102.768
7	14:58:48.218	1:01.855	18.000	23.435	20.420	120.265	102.768
8	14:59:50.199	1:01.981	18.063	23.647	20.271	120.265	103.402
9	15:00:52.044	1:01.845	17.672	23.656	20.517	119.409	103.084

(71) Neil McCLURE

Lap	Time of Day	Lap Tm	S1	S2	S3	SFSpd	S1Spd
1	14:52:39.708	1:05.157	19.639			89.358	104.043
2	14:53:41.318	1:01.610	17.777			119.835	103.242
3	14:54:43.185	1:01.867	17.779			118.565	102.926
4	14:55:45.191	1:02.006	17.661			118.565	104.204
5	14:56:46.785	1:01.594	17.704			117.526	103.882
6	14:57:48.334	1:01.549	17.830			116.912	103.882
7	14:58:49.957	1:01.623	17.815			117.733	103.402
8	14:59:51.615	1:01.658	17.719	23.444	20.495	118.147	103.242
9	15:00:53.037	1:01.422	17.881			117.321	103.084

(25) Jim PURVIS

Lap	Time of Day	Lap Tm	S1	S2	S3	SFSpd	S1Spd
1	14:52:39.160	1:04.914	19.278	24.843	20.793	86.146	101.524
2	14:53:41.993	1:02.833	17.552	24.739	20.542	121.792	103.402
3	14:54:43.553	1:01.560	17.508	23.541	20.511	121.133	101.524
4	14:55:45.410	1:01.857	17.804	23.439	20.614	118.356	101.678
5	14:56:47.313	1:01.903	17.585	23.777	20.541	119.621	102.611
6	14:57:48.974	1:01.661	17.469			117.526	101.987

Lap	Time of Day	Lap Tm	S1	S2	S3	SFSpd	S1Spd
7	14:58:50.370	1:01.396	17.795			117.733	97.824
8	14:59:52.142	1:01.772	17.631			120.697	103.084
9	15:00:53.415	1:01.273	17.472			118.147	98.254

(90) Dean CRAWFORD

Lap	Time of Day	Lap Tm	S1	S2	S3	SFSpd	S1Spd
1	14:52:40.487	1:05.690	20.534	24.772	20.384	92.435	99.272
2	14:53:42.498	1:02.011	18.148	23.514	20.349	123.360	103.242
3	14:54:44.661	1:02.163	18.253	23.493	20.417	122.236	101.218
4	14:55:46.082	1:01.421	17.858	23.224	20.339	121.572	101.678
5	14:56:47.680	1:01.598	18.101	23.286	20.211	122.014	102.454
6	14:57:48.988	1:01.308	17.992	22.931	20.385	121.572	102.768
7	14:58:50.704	1:01.716	17.949	23.506	20.261	121.352	101.066
8	14:59:52.472	1:01.768	17.957	23.497	20.314	121.572	102.926
9	15:00:53.572	1:01.100	17.746	23.100	20.254	122.459	101.524

(112) Gordon MILLAR

Lap	Time of Day	Lap Tm	S1	S2	S3	SFSpd	S1Spd
1	14:52:40.265	1:05.464	19.955			86.257	99.566
2	14:53:43.454	1:03.189	18.031			118.565	100.914
3	14:54:46.279	1:02.825	18.198			115.107	101.218
4	14:55:49.193	1:02.914	17.969			114.714	100.011
5	14:56:51.410	1:02.217	17.955			116.304	99.272
6	14:57:53.654	1:02.244	17.809			116.912	102.298
7	14:58:56.237	1:02.583	17.980	23.803	20.800	115.703	102.298
8	14:59:58.232	1:01.995	17.770			117.526	101.524
9	15:01:00.020	1:01.788	17.754			116.709	101.987

(74) Christine WATSON

Lap	Time of Day	Lap Tm	S1	S2	S3	SFSpd	S1Spd
1	14:52:39.850	1:05.380	19.614			91.055	100.611
2	14:53:42.686	1:02.836	18.010	23.935	20.891	117.321	100.762
3	14:54:45.642	1:02.956	17.923	24.086	20.947	115.903	98.833
4	14:55:48.671	1:03.029	18.249	23.742	21.038	116.304	99.419
5	14:56:51.226	1:02.555	18.095	23.521	20.939	115.107	99.419
6	14:57:54.964	1:03.738	18.080	24.315	21.343	113.357	98.688
7	14:58:58.392	1:03.428	18.206	24.002	21.220	113.549	97.682
8	15:00:01.674	1:03.282	18.043	24.158	21.081	114.323	98.254
9	15:01:05.996	1:04.322	18.738			112.597	97.399

(162) Patrick POLLARD

KMSC National Motorcycle Racing AC

Lapchart

KMSC Lightweights

Knockhill 1.267 miles

Race 26 - 3rd Race

05/06/2016 14:45

Race (10 Laps) started at 14:51:26

Competitors	Laps										
	0	1	2	3	4	5	6	7	8	9	10
Gillian McGAW (5)	1	5	49	49	49	49	49	49	49	49	49
Paul McCLUNG (49)	2	49	5	5	5	5	5	5	5	5	5
Keith DICKIE (15)	3	15	15	15	15	15	15	15	15	15	15
Alan GIBSON (4)	4	4	11	11	11	11	11	11	11	11	11
Lewis PATERSON (11)	5	11	4	4	4	4	4	4	4	4	4
Grant REID (21)	6	21	21	21	21	21	21	21	21	21	21
Stuart HAMILTON (39)	7	39	39	39	39	24	24	24	24	24	24
Alex REID (24)	8	24	2	24	24	39	39	39	39	39	39
Robert WOODWARD (2)	9	2	24	2	2	2	2	2	2	2	2
Scott GORDON (14)	10	14	16	14	14	14	14	14	14	14	14
Tom ROBINSON (55)	11	55	14	16	16	16	79	79	79	79	79
Gerry KEIRNAN (16)	12	16	55	55	55	55	55	55	55	55	55
Ray MALONEY (73)	13	73	79	79	79	79	16	16	16	73	73
Ashley ROBSON (79)	14	79	800	800	800	800	800	73	73	16	16
Kris WOODS (51)	15	51	73	73	73	73	73	800	800	800	800
Michael CRITCHELL (17)	16	17	51	51	51	51	51	51	51	51	51
Gordon CLARK (800)	17	800	17	17	17	17	17	17	17	17	17
Jim PURVIS (25)	18	25	25	71	71	71	71	71	71	71	71
Christine WATSON (74)	19	74	71	25	25	25	25	25	25	25	25
Neil McCLURE (71)	20	71	74	90	90	90	90	90	90	90	90
Dean CRAWFORD (90)	21	90	112	74	74	74	74	112	112	112	112
Gordon MILLAR (112)	22	112	90	112	112	112	112	74	74	74	74
Eric UTTERSON (29)	23	29	29	29	29	29	29	29	162	162	162
Patrick POLLARD (162)	24	162	162	162	162	162	162	162	162	162	162
-	25										
-	26										

Margin of Victory	Avg. Speed	Best Lap Tm	Best Speed	Best Lap by
9.459	81.605	54.438	83.785	49 - Paul McCLUNG

Clerk of the Course.

Orbits

Sig : Time :
Chief Timekeeper : Ian Sharp (SMART Timing)

Results available at www.mylaps.com and www.smart-timing.co.uk



Race Results

KMSC National Motorcycle Racing AC

Sorted on Laps

KMSC Pre-Injection 600

Knockhill 1.267 miles

Race 27 - 3rd Race

05/06/2016 15:00

Race (10 Laps) started at 15:07:16

Pos	No.	Name	Make/Model	CC	Class	Laps	Total Tm	Diff	Best Tm	In Lap	Best Speed
1	91	Lewis SHAND	Yamaha	R6 600	PI6	10	9:16.630		54.460	9	83.751
2	47	Steven HADDOW	Yamaha	R6 600	PI6	10	9:17.948	1.318	54.044	3	84.396
3	48	David McCAFFERTY	Yamaha	R6 600	PI6	10	9:20.502	3.872	54.668	10	83.433
4	26	Alan McGREGOR	Yamaha	R6	PI6	10	9:20.876	4.246	54.889	3	83.097
5	41	Kieran MURRAY	Kawasaki	ZX6 600	PI6	10	9:21.753	5.123	55.027	3	82.888
6	89	Alex BASS	Yamaha	R6 600	PI6	10	9:34.472	17.842	55.992	9	81.460
7	60	Douglas BROWN	Yamaha	R6 600	PI6	10	9:41.815	25.185	56.900	7	80.160
8	6	James WILKEN	Yamaha	R6 600	PI6	10	9:41.898	25.268	56.952	7	80.087
9	118	Craig MOFFAT	Yamaha	R6 600	PI6	10	9:50.434	33.804	57.159	5	79.797
10	33	Scott LOGAN	Honda	CBR 600	PI6	10	9:51.631	35.001	57.716	9	79.026
11	129	Martin HERRIOT	Yamaha	R6 600	PI6	10	9:56.147	39.517	57.845	9	78.850
12	23	Andrew CUTHBERT	Kawasaki	ZXR 600	PI6	10	9:56.615	39.985	57.872	7	78.813
13	69	Mark BOWRAN	Yamaha	R6 600	PI6	10	10:06.716	50.086	58.671	10	77.740
14	117	Joe HENDRIE	Yamaha	R6 600	PI6	10	10:11.644	55.014	59.468	9	76.698
15	123	Graham BLACKIE	Honda	CBR600	PI6	9	9:19.327	1 Lap	1:00.098	8	75.894
16	113	Alan JACKSON	Honda	CBR 600	PI6	9	9:27.557	1 Lap	1:01.469	3	74.201
17	73	Fraser CAMERON	Yamaha	R6 600	PI6	9	9:28.503	1 Lap	1:01.221	6	74.502
18	45	Gerry SULLIVAN	Kawasaki	ZX6R 600	PI6	9	9:41.699	1 Lap	1:02.316	2	73.193
19	50	Finlay BAIN	Yamaha	R6 600	PI6	9	9:47.383	1 Lap	1:02.991	9	72.409
20	79	Jimmy ROTHERY	Yamaha	R6 600	PI6	9	9:50.877	1 Lap	1:02.546	2	72.924
21	196	Martin MacLENNAN	Honda	CBR 600	PI6	9	9:58.177	1 Lap	1:04.224	3	71.018
Not classified											
DNS	888	Joe CAIRNEY	Honda	CBR6	PI6			DNS		0	-
DNS	27	Darren ANDERSON	Kawasaki	ZXR 600	PI6			DNS		0	-

Margin of Victory	Avg. Speed	Best Lap Tm	Best Speed	Best Lap by
1.318	81.941	54.044	84.396	47 - Steven HADDOW

Clerk of the Course.

Orbits

 Sig : Time :
 Chief Timekeeper : Ian Sharp (SMART Timing)

 Results available at www.mylaps.com and www.smart-timing.co.uk


KMSC National Motorcycle Racing AC

KMSC Pre-Injection 600

Knockhill 1.267 miles

Race 27 - 3rd Race

05/06/2016 15:00

Race (10 Laps) started at 15:07:16

Lap	Time of Day	Lap Tm	S1	S2	S3	SFSpd	S1Spd	Lap	Time of Day	Lap Tm	S1	S2	S3	SFSpd	S1Spd
(91) Lewis SHAND															
1	15:08:18.036	56.413	17.316	20.643	18.454	87.266	117.526	1	15:08:21.088	58.850	17.330	22.257	19.263	91.928	112.408
2	15:09:13.820	55.784	15.702	21.487	18.595	137.234	116.304	2	15:09:19.163	58.075	16.659	22.061	19.355	129.053	109.296
3	15:10:08.315	54.495	15.623	20.537	18.335	135.571	116.709	3	15:10:16.882	57.719	16.589	22.005	19.125	128.805	110.012
4	15:11:03.108	54.793	15.680	20.413	18.700	137.798	117.321	4	15:11:14.577	57.695	16.274	22.030	19.391	130.560	111.290
5	15:11:58.475	55.367	15.716	21.053	18.598	137.798	116.709	5	15:12:11.818	57.241	16.373	21.768	19.100	131.326	110.556
6	15:12:53.235	54.760	15.932	20.600	18.228	138.652	116.304	6	15:13:08.875	57.057	16.274	21.653	19.130	128.068	108.588
7	15:13:48.574	55.339	15.914	20.716	18.709	139.517	117.321	7	15:14:05.775	56.900	16.206	21.572	19.122	131.584	109.474
8	15:14:43.457	54.883	16.124	20.573	18.186	138.366	117.116	8	15:15:02.964	57.189	16.470	21.696	19.023	128.313	110.739
9	15:15:37.917	54.460	15.542	20.604	18.314	138.081	118.356	9	15:16:00.569	57.605	16.259	21.960	19.386	128.313	110.374
10	15:16:33.034	55.117	15.676	20.886	18.555	138.652	117.321	10	15:16:58.219	57.650	16.422	22.109	19.119	129.802	112.408
(47) Steven HADDOW															
1	15:08:17.252	55.405	16.386	20.639	18.380	93.205	115.305	(6) James WILKEN							
2	15:09:11.474	54.222	15.419	20.475	18.328	136.675	116.103	1	15:08:22.309	59.919	17.907	22.694	19.318	92.690	106.520
3	15:10:05.518	54.044	15.382	20.339	18.323	136.121	116.103	2	15:09:19.306	56.997	16.378	21.881	18.738	130.053	113.935
4	15:11:00.194	54.676	15.966	20.309	18.401	134.215	113.935	3	15:10:16.896	57.590	16.592	22.140	18.858	127.581	113.357
5	15:11:55.550	55.356	16.043	20.991	18.322	135.025	114.323	4	15:11:14.450	57.554	16.339	22.189	19.026	126.380	113.549
6	15:12:50.437	54.887	15.681	20.549	18.657	135.025	113.935	5	15:12:11.831	57.381	16.587	22.091	18.703	122.459	113.357
7	15:13:46.934	56.497	15.613	21.739	19.145	134.754	113.357	6	15:13:08.837	57.006	16.428	21.897	18.681	129.053	113.357
8	15:14:42.790	55.856	16.057	20.863	18.936	127.339	110.374	7	15:14:05.789	56.952	16.426	21.719	18.807	129.551	110.374
9	15:15:39.282	56.492	16.122	21.608	18.762	128.805	107.201	8	15:15:03.092	57.303	16.509	22.054	18.740	128.068	111.660
10	15:16:34.352	55.070	15.499	20.407	19.164	131.842	113.935	9	15:16:00.677	57.585	16.145	22.160	19.280	125.905	112.033
								10	15:16:58.302	57.625	16.609	21.991	19.025	126.857	113.357
(48) David McCafferty															
1	15:08:19.766	57.755	17.183	21.761	18.811	93.335	117.116	(118) Craig MOFFAT							
2	15:09:15.354	55.588	15.576	21.399	18.613	137.798	118.565	1	15:08:22.265	59.808	17.622	22.677	19.509	93.988	112.220
3	15:10:10.080	54.726	15.392	20.995	18.339	138.939	120.049	2	15:09:20.546	58.281	16.224	22.821	19.236	132.102	110.739
4	15:11:05.773	55.693	15.413	21.198	19.082	140.687	118.565	3	15:10:18.682	58.136	16.601	22.098	19.437	131.584	111.474
5	15:12:00.895	55.122	15.557	20.917	18.648	138.652	119.409	4	15:11:16.729	58.047	16.602	22.137	19.308	127.824	112.033
6	15:12:55.930	55.035	16.104	20.566	18.365	141.279	118.985	5	15:12:13.888	57.159	16.109	21.831	19.219	132.102	112.033
7	15:13:51.293	55.363	15.636	21.203	18.524	140.982	120.049	6	15:13:11.428	57.540	16.324	21.938	19.278	131.842	110.739
8	15:14:46.293	55.000	15.546	20.969	18.485	137.516	119.409	7	15:14:09.807	58.379	16.624	22.205	19.550	128.068	111.474
9	15:15:42.238	55.945	15.545	21.212	19.188	141.279	119.409	8	15:15:08.328	58.521	16.808	22.215	19.498	124.968	107.717
10	15:16:36.906	54.668	15.452	20.674	18.542	140.392	119.196	9	15:16:07.282	58.954	16.527	22.374	20.053	125.201	111.105
								10	15:17:06.838	59.556	16.735	22.449	20.372	128.559	107.201
(26) Alan McGREGOR															
1	15:08:18.901	57.047	17.249	21.321	18.477	92.947	115.107	(33) Scott LOGAN							
2	15:09:14.534	55.633	15.794	21.287	18.552	135.571	118.147	1	15:08:24.014	1:01.499	18.122	23.413	19.964	90.564	112.408
3	15:10:09.423	54.889	15.614	20.888	18.387	135.298	118.356	2	15:09:22.039	58.025	16.570			130.306	113.166
4	15:11:05.271	55.848	15.547	20.789	19.512	135.845	117.526	3	15:10:20.041	58.002	16.680	22.064	19.258	129.551	112.033
5	15:12:00.369	55.098	15.772	20.805	18.521	131.842	115.504	4	15:11:18.143	58.102	16.862	22.137	19.103	129.302	112.220
6	15:12:55.406	55.037	15.795	20.751	18.491	136.675	117.733	5	15:12:16.860	58.717	16.640	22.158	19.919	129.302	111.474
7	15:13:50.940	55.534	15.854	21.038	18.642	136.954	115.703	6	15:13:15.156	58.296	16.920	22.007	19.369	128.068	110.193
8	15:14:46.043	55.103	15.611	20.822	18.670	136.121	116.304	7	15:14:13.834	58.678	16.888	22.145	19.645	128.559	110.922
9	15:15:42.097	56.054	15.616	21.107	19.331	135.845	117.733	8	15:15:12.094	58.260	16.925	22.030	19.305	125.201	110.922
10	15:16:37.280	55.183	15.754	20.854	18.575	136.121	119.196	9	15:16:09.810	57.716	16.563	21.808	19.345	127.824	111.846
								10	15:17:08.035	58.225	16.987	22.156	19.082	127.824	112.597
(41) Kieran MURRAY															
1	15:08:17.937	56.012	16.741	20.618	18.653	88.532	115.305	(129) Martin HERRIOT							
2	15:09:14.666	56.729	15.753	22.398	18.578	136.121	115.903	1	15:08:27.391	1:02.746	19.085	24.019	19.642	86.479	110.012
3	15:10:09.693	55.027	15.887	20.663	18.477	136.954	115.504	2	15:09:26.983	59.592	16.789	22.887	19.916	132.362	112.786
4	15:11:05.675	55.982	15.743	20.475	19.764	134.484	116.709	3	15:10:25.183	58.200	16.924	22.135	19.141	134.215	111.474
5	15:12:01.182	55.507	16.017	20.766	18.724	134.754	116.912	4	15:11:23.428	58.245	17.039	21.780	19.426	128.805	112.220
6	15:12:56.239	55.057	15.929	20.672	18.456	136.675	114.714	5	15:12:21.816	58.388	17.003	22.140	19.245	127.098	111.660
7	15:13:51.717	55.478	15.968	20.771	18.739	139.808	115.903	6	15:13:20.397	58.581	17.192	22.034	19.355	131.326	111.474
8	15:14:46.885	55.168	15.944	20.616	18.608	136.954	115.703	7	15:14:18.424	58.027	16.839	21.996	19.192	130.814	112.976
9	15:15:43.018	56.133	15.818	20.780	19.535	137.516	115.703	8	15:15:16.424	58.000	16.910	21.912	19.178	130.814	113.166
10	15:16:38.157	55.139	15.785	20.691	18.663	135.298	114.323	9	15:16:14.269	57.845	16.963	21.799	19.083	130.306	108.941
								10	15:17:12.551	58.282	16.389	22.411	19.482	133.680	113.935
(89) Alex BASS															
1	15:08:22.488	58.790	17.458	22.446	18.886	100.762	116.506	(23) Andrew CUTHBERT							
2	15:09:19.111	56.623	16.019	21.621	18.983	136.398	117.940	1	15:08:23.502	1:00.921	17.602	23.633	19.686	91.303	108.238
3	15:10:16.069	56.958	16.221	21.699	19.038	134.754	118.985	2	15:09:21.748	58.246	16.639	22.106	19.501	128.559	115.903
4	15:11:12.666	56.597	15.980	21.876	18.741	134.754	117.526	3	15:10:19.911	58.163	16.497	22.158	19.508	127.824	115.703
5	15:12:09.146	56.480	15.877	21.797	18.806	137.516	117.733	4	15:11:19.115	59.204	17.110	22.775	19.319	121.572	115.504
6	15:13:05.826	56.680	15.928	21.631	19.121	135.298	117.321	5	15:12:17.700	58.585	16.760	22.142	19.683	128.313	114.714
7	15:14:02.095	56.269	15.953	21.602	18.714	136.675	117.940	6	15:13:16.300	58.600	16.721	22.22			

Race Results

KMSC National Motorcycle Racing AC

KMSC Pre-Injection 600

Knockhill 1.267 miles

Race 27 - 3rd Race

05/06/2016 15:00

Race (10 Laps) started at 15:07:16

Lap	Time of Day	Lap Tm	S1	S2	S3	SFSpd	S1Spd
3	15:10:27.051	1:00.150	17.185			127.824	105.848
4	15:11:26.667	59.616	17.006			129.551	109.296
5	15:12:26.532	59.865	16.966	23.032	19.867	129.302	111.474
6	15:13:26.487	59.955	16.822			129.551	110.193
7	15:14:26.281	59.794	17.234	22.968	19.592	129.053	110.193
8	15:15:25.652	59.371	17.125	22.727	19.519	130.306	111.846
9	15:16:24.449	58.797	16.753	22.619	19.425	130.560	110.556
10	15:17:23.120	58.671	16.653			129.053	112.033

Lap	Time of Day	Lap Tm	S1	S2	S3	SFSpd	S1Spd
9	15:17:03.787	1:02.991	18.149	24.035	20.807	119.621	110.012

(79) Jimmy ROTHERY

1	15:08:30.292	1:06.503	19.793	25.471	21.239	89.716	107.030
2	15:09:32.838	1:02.546	17.630	24.081	20.835	122.908	107.201
3	15:10:35.957	1:03.119	17.919	24.028	21.172	120.697	107.890
4	15:11:39.496	1:03.539	18.233	24.111	21.195	116.304	106.859
5	15:12:43.494	1:03.998	18.282	24.372	21.344	117.940	106.183
6	15:13:50.620	1:07.126	18.620	25.643	22.863	117.940	97.399
7	15:14:55.418	1:04.798	18.828	24.419	21.551	115.903	108.413
8	15:16:00.177	1:04.759	18.751	24.567	21.441	114.129	106.520
9	15:17:07.281	1:07.104	18.956	25.823	22.325	113.549	100.611

(117) Joe HENDRIE

1	15:08:25.256	1:02.153	18.186	23.457	20.510	96.419	103.721
2	15:09:26.895	1:01.639	17.688	23.342	20.609	120.915	108.238
3	15:10:28.072	1:01.177	17.648	23.643	19.886	121.572	109.832
4	15:11:28.458	1:00.386	17.061	23.051	20.274	122.236	109.118
5	15:12:28.498	1:00.040	16.938	23.264	19.838	131.842	108.941
6	15:13:27.996	59.498	16.842	22.933	19.723	126.380	109.296
7	15:14:28.689	1:00.693	17.447	23.056	20.190	123.815	110.739
8	15:15:28.410	59.721	16.984	22.722	20.015	124.044	111.105
9	15:16:27.878	59.468	16.799	22.749	19.920	125.670	108.588
10	15:17:28.048	1:00.170	17.066	23.098	20.006	129.053	108.238

(196) Martin MacLENNAN

1	15:08:32.730	1:07.631	19.735	25.766	22.130	86.479	96.558
2	15:09:37.400	1:04.670	18.951	24.343	21.376	109.653	90.686
3	15:10:41.624	1:04.224	18.767	24.056	21.401	111.105	94.385
4	15:11:46.722	1:05.098	18.975	24.726	21.397	108.764	94.120
5	15:12:51.964	1:05.242	19.000	24.452	21.790	110.193	89.596
6	15:13:56.747	1:04.783	19.110	24.215	21.458	106.520	87.380
7	15:15:03.257	1:06.510	19.494	25.661	21.355	101.987	86.927
8	15:16:08.660	1:05.403	18.575	24.390	22.438	107.201	90.809
9	15:17:14.581	1:05.921	19.601	25.495	20.825	97.540	87.494

(123) Graham BLACKIE

1	15:08:29.427	1:05.573	19.069	25.597	20.907	91.928	101.987
2	15:09:31.193	1:01.766	17.395	23.483	20.888	124.504	108.764
3	15:10:32.811	1:01.618	17.844	23.410	20.364	124.504	105.515
4	15:11:33.070	1:00.259	16.860	23.078	20.321	126.142	110.922
5	15:12:33.598	1:00.528	17.183	23.090	20.255	127.339	108.413
6	15:13:33.909	1:00.311	16.926	23.068	20.317	127.098	109.118
7	15:14:34.070	1:00.161	17.235	22.825	20.101	123.815	106.689
8	15:15:34.168	1:00.098	16.863	22.779	20.456	126.380	109.296
9	15:16:35.731	1:01.563	17.098	22.946	21.519	126.380	107.890

(113) Alan JACKSON

1	15:08:29.161	1:05.650	19.247	25.453	20.950	93.205	103.721
2	15:09:31.108	1:01.947	17.773	23.886	20.288	124.968	107.201
3	15:10:32.577	1:01.469	17.259	23.854	20.356	127.098	109.653
4	15:11:34.475	1:01.898	17.280	23.978	20.640	127.339	107.717
5	15:12:36.476	1:02.001	17.670	23.666	20.665	126.857	108.064
6	15:13:38.392	1:01.916	17.680	23.656	20.580	126.380	105.681
7	15:14:40.527	1:02.135	17.544	23.859	20.732	125.670	102.768
8	15:15:42.425	1:01.898	17.554	23.719	20.625	125.435	108.764
9	15:16:43.961	1:01.536	17.465	23.551	20.520	125.201	107.890

(73) Fraser CAMERON

1	15:08:27.652	1:04.168	18.993	24.536	20.639	93.726	103.242
2	15:09:30.583	1:02.931	18.004	24.397	20.530	117.116	108.764
3	15:10:34.008	1:03.425	18.941	24.101	20.383	118.356	102.142
4	15:11:36.545	1:02.537	18.344	23.749	20.444	111.660	102.611
5	15:12:37.971	1:01.426	17.858	23.415	20.153	122.459	107.372
6	15:13:39.192	1:01.221	17.503	23.410	20.308	124.044	110.556
7	15:14:40.712	1:01.520	17.503	23.684	20.333	122.908	108.764
8	15:15:43.436	1:02.724	17.718	23.926	21.080	120.480	106.520
9	15:16:44.907	1:01.471	17.212	23.405	20.854	115.504	110.556

(45) Gerry SULLIVAN

1	15:08:31.780	1:07.212	19.875	25.994	21.343	86.368	100.762
2	15:09:34.096	1:02.316	17.920	24.183	20.213	119.196	104.529
3	15:10:36.969	1:02.873	17.663	24.146	21.064	120.915	101.371
4	15:11:40.088	1:03.119	18.049	24.239	20.831	112.220	104.366
5	15:12:44.022	1:03.934	18.092	24.538	21.304	118.356	103.084
6	15:13:48.374	1:04.352	17.987	23.989	22.376	115.504	100.161
7	15:14:52.114	1:03.740	18.450	24.193	21.097	116.304	95.595
8	15:15:54.945	1:02.831	17.889	23.898	21.044	117.116	101.218
9	15:16:58.103	1:03.158	17.889	24.271	20.998	115.107	100.011

(50) Finlay BAIN

1	15:08:31.331	1:07.602	20.317	25.723	21.562	92.818	104.204
2	15:09:35.605	1:04.274	17.859	25.127	21.288	122.236	108.413
3	15:10:39.759	1:04.154	17.754	25.169	21.231	123.815	104.856
4	15:11:43.421	1:03.662	18.026	24.480	21.156	121.133	107.372
5	15:12:46.634	1:03.213	17.737	24.412	21.064	117.733	108.588
6	15:13:51.378	1:04.744	18.151	24.789	21.804	114.714	106.859
7	15:14:55.932	1:04.554	18.410	24.561	21.583	114.323	105.681
8	15:16:00.796	1:04.864	18.409	24.770	21.685	125.201	106.183

Clerk of the Course.

Sig : Time :
 Chief Timekeeper : Ian Sharp (SMART Timing)
 Results available at www.mylaps.com and www.smart-timing.co.uk

Printed: 06/06/2016 18:43:44

Orbits



KMSC National Motorcycle Racing AC

Lapchart

KMSC Pre-Injection 600

Knockhill 1.267 miles

Race 27 - 3rd Race

05/06/2016 15:00

Race (10 Laps) started at 15:07:16

Competitors	Laps											
	0	1	2	3	4	5	6	7	8	9	10	
Lewis SHAND (91)	1	91	47	47	47	47	47	47	47	47	91	91
Steven HADDOW (47)	2	47	41	91	91	91	91	91	91	91	47	47
Alan McGREGOR (26)	3	26	91	26	26	26	26	26	26	26	26	48
Kieran MURRAY (41)	4	41	26	41	41	41	48	48	48	48	48	26
David McCAFFERTY (48)	5	48	48	48	48	48	41	41	41	41	41	41
Douglas BROWN (60)	6	60	60	89	89	89	89	89	89	89	89	89
James WILKEN (6)	7	6	118	60	60	6	60	6	60	60	60	60
Craig MOFFAT (118)	8	118	6	6	6	60	6	60	6	6	6	6
Scott LOGAN (33)	9	33	89	118	118	118	118	118	118	118	118	118
Andrew CUTHBERT (23)	10	23	23	23	23	33	33	33	33	33	33	33
Mark BOWRAN (69)	11	69	33	33	33	23	23	23	23	23	23	129
Joe HENDRIE (117)	12	117	117	117	129	129	129	129	129	129	129	23
Fraser CAMERON (73)	13	73	69	69	69	69	69	69	69	69	69	69
Alan JACKSON (113)	14	113	129	129	117	117	117	117	117	117	117	117
Alex BASS (89)	15	89	73	73	113	123	123	123	123	123	123	123
Finlay BAIN (50)	16	50	113	113	123	113	113	113	113	113	113	113
Jimmy ROTHERY (79)	17	79	123	123	73	73	73	73	73	73	73	73
Graham BLACKIE (123)	18	123	79	79	79	79	79	45	45	45	45	45
Gerry SULLIVAN (45)	19	45	50	45	45	45	45	79	79	79	79	50
Martin HERRIOT (129)	20	129	45	50	50	50	50	50	50	50	79	79
Martin MacLENNAN (196)	21	196	196	196	196	196	196	196	196	196	196	196
-	22											
-	23											

Margin of Victory	Avg. Speed	Best Lap Tm	Best Speed	Best Lap by
1.318	81.941	54.044	84.396	47 - Steven HADDOW

Clerk of the Course.

Orbits

Sig : Time :
 Chief Timekeeper : Ian Sharp (SMART Timing)
 Results available at www.mylaps.com and www.smart-timing.co.uk



Race Results

KMSC National Motorcycle Racing AC

Sorted on Laps

KMSC Superbikes & KMSC Clubman

Knockhill 1.267 miles

Race 28 - 3rd Race

05/06/2016 15:15

Race (10 Laps) started at 15:22:44

Pos	No.	Name	Make/Model	CC	Class	Laps	Total Tm	Diff	Best Tm	In Lap	Best Speed
1	79	Bruce BIRNIE	BMW	S1000RR	SB	10	8:43.120		50.939	5	89.540
2	179	Andrew TASKER	Kawasaki	ZX10R	SB	10	8:44.390	1.270	51.103	6	89.253
3	34	John DEAN	Suzuki	GSXR1000K9	SB	10	8:50.752	7.632	51.590	4	88.410
4	119	Kristopher DUNCAN	Kawasaki	ZX10	SB	10	8:51.434	8.314	51.779	5	88.088
5	3	Adrian CLARK	Kawasaki	ZX10R	SB	10	8:54.279	11.159	51.867	5	87.938
6	55	Donald MacFADYEN	BMW	S1000RR	SB	10	8:58.591	15.471	52.710	3	86.532
7	31	Torquil PATERSON	MV Agusta		SB	10	9:04.546	21.426	53.261	4	85.637
8	33	Graeme BODEL	BMW	S1000RR	C	10	9:06.119	22.999	53.477	6	85.291
9	67	Des BURNS	Kawasaki	ZX10R	C	10	9:06.270	23.150	53.345	7	85.502
10	63	Kenny PATERSON	BMW	S1000RR	C	10	9:07.064	23.944	53.341	4	85.508
11	69	Rodney SCOTT	BMW	S1000RR	C	10	9:09.416	26.296	53.241	8	85.669
12	11	Richard HUGHES	BMW	S1000RR	C	10	9:12.564	29.444	53.386	4	85.436
13	44	David PRENTICE	Yamaha	R1	C	10	9:15.560	32.440	53.646	3	85.022
14	37	Steven PATTERSON	Yamaha	YZF R1	C	10	9:34.409	51.289	55.967	6	81.496
15	41	Lukasz PIEC	Yamaha	R1	SB	10	9:39.003	55.883	56.244	6	81.095
16	6	Calum MacLEAN	Suzuki	GSXR1000	C	9	8:53.115	1 Lap	57.649	8	79.118
17	54	Gordon DUNCAN	Ducati	Panigale 899	C	9	8:53.937	1 Lap	57.172	3	79.778
18	36	Graham PATTERSON	Kawasaki	ZX10R	C	9	9:13.911	1 Lap	59.721	4	76.373

Not classified

DNF	45	Gary HOPKINS	Yamaha	R1M	C	7	6:42.342	DNF	55.604	3	82.028
DNF	82	Geraint JONES	Suzuki	GSXR1000	C	7	6:57.531	DNF	57.684	2	79.070
DNS	4	Daniel MacLEAN	Kawasaki	ZX10R	C			DNS		0	-
DNS	122	David SUDDER	Suzuki	GSXR 1000	C			DNS		0	-
DNS	12	William MONIE	Kawasaki	ZX10R	SB			DNS		0	-
DNS	7	James LAING	BMW	S1000RR	SB			DNS		0	-
DNS	511	Marc IRONSIDE	Kawasaki	ZX6	C			DNS		0	-
DNS	22	Steven WATSON	Suzuki	GSXR750	C			DNS		0	-
DNS	14	James ROTHERY	Yamaha	R1	C			DNS		0	-

Margin of Victory	Avg. Speed	Best Lap Tm	Best Speed	Best Lap by
1.270	87.190	50.939	89.540	79 - Bruce BIRNIE

Clerk of the Course.

Orbits

Sig : Time :
Chief Timekeeper : Ian Sharp (SMART Timing)

Results available at www.mylaps.com and www.smart-timing.co.uk

Printed: 06/06/2016 18:46:16



Race Results

KMSC National Motorcycle Racing AC

KMSC Superbikes & KMSC Clubman

Knockhill 1.267 miles

Race 28 - 3rd Race

05/06/2016 15:15

Race (10 Laps) started at 15:22:44

Lap	Time of Day	Lap Tm	S1	S2	S3	SFSpd	S1Spd	Lap	Time of Day	Lap Tm	S1	S2	S3	SFSpd	S1Spd
(79) Bruce BIRNIE															
1	15:23:43.417	53.613	16.071	20.370	17.172	97.824	131.584	1	15:23:44.479	54.355	16.160	20.605	17.590	98.543	124.968
2	15:24:35.425	52.008	15.110	19.842	17.056	144.317	133.150	2	15:24:37.877	53.398	15.576	20.268	17.554	138.652	125.670
3	15:25:26.863	51.438	14.825			150.465	131.326	3	15:25:31.295	53.418	15.613	20.169	17.636	138.939	122.683
4	15:26:17.995	51.132	14.711	19.397	17.024	151.827	130.560	4	15:26:24.556	53.261	15.350	20.289	17.622	137.798	124.735
5	15:27:08.934	50.939	14.649	19.331	16.959	151.143	131.842	5	15:27:18.432	53.876	15.489	20.712	17.675	139.227	
6	15:28:00.183	51.249	14.900			154.270	130.814	6	15:28:11.932	53.500	15.453			138.366	125.201
7	15:28:51.824	51.641	14.762	19.713	17.166	151.143	127.098	7	15:29:05.881	53.949	15.573	20.623	17.753	141.577	125.201
8	15:29:43.112	51.288	14.669	19.569	17.050	153.917	131.326	8	15:29:59.715	53.834	15.673	20.340	17.821	137.798	124.044
9	15:30:35.321	52.209	15.203	19.751	17.255	147.166	130.560	9	15:30:54.453	54.738	15.491	20.703	18.544	139.517	125.201
10	15:31:27.556	52.235	14.950	19.787	17.498	150.465	130.053	10	15:31:48.982	54.529	15.690	20.593	18.246	138.081	122.236
(179) Andrew TASKER								(33) Graeme BODEL							
1	15:23:42.892	53.302	15.755	20.139	17.408	96.976	129.802	1	15:23:45.912	55.357	16.495	21.049	17.813	100.460	126.380
2	15:24:35.186	52.294	15.100	19.848	17.346	142.782	129.551	2	15:24:39.630	53.718	15.343	20.646	17.729	140.392	131.326
3	15:25:27.257	52.071	15.148	19.734	17.189	142.479	129.302	3	15:25:33.228	53.598	15.241	20.648	17.709	141.279	131.584
4	15:26:18.662	51.405	14.849	19.317	17.239	144.941	131.326	4	15:26:26.931	53.703	15.170	20.860	17.673	141.279	131.584
5	15:27:10.069	51.407	14.817	19.391	17.199	144.317	131.584	5	15:27:20.711	53.780	15.382	20.798	17.600	140.392	131.326
6	15:28:01.172	51.103	14.688	19.249	17.166	145.255	129.802	6	15:28:14.188	53.477	15.193	20.576	17.708	140.687	131.070
7	15:28:52.840	51.668	14.785	19.399	17.484	145.570	130.306	7	15:29:07.770	53.582	15.199	20.674	17.709	139.808	131.584
8	15:29:44.522	51.682	14.828	19.440	17.414	145.570	130.814	8	15:30:01.755	53.985	15.437	20.787	17.761	141.877	129.302
9	15:30:36.895	52.373	14.814	20.084	17.475	142.782	129.302	9	15:30:56.476	54.721	15.924	20.985	17.812	136.954	126.857
10	15:31:28.826	51.931	14.861	19.544	17.526	144.628	131.070	10	15:31:50.555	54.079	15.231	20.847	18.001	141.577	130.814
(34) John DEAN								(67) Des BURNS							
1	15:23:43.058	53.425	15.568	20.526	17.331	99.714	128.559	1	15:23:46.477	56.327	16.773	21.770	17.784	100.310	117.733
2	15:24:35.404	52.346	15.028	19.965	17.353	140.392	133.150	2	15:24:40.120	53.643	15.213	20.807	17.623	144.008	125.435
3	15:25:28.089	52.685	15.313	20.069	17.303	136.954	126.142	3	15:25:33.879	53.759	15.160	20.875	17.724	143.392	125.435
4	15:26:19.679	51.590	14.882	19.584	17.124	140.099	133.150	4	15:26:27.367	53.488	15.040	20.787	17.661	143.699	127.824
5	15:27:11.631	51.952	15.036	19.743	17.173	139.517	130.814	5	15:27:21.476	54.109	15.360	20.983	17.766	144.317	127.098
6	15:28:03.674	52.043	14.898	19.811	17.334	139.517	132.624	6	15:28:15.355	53.879	15.123	20.983	17.773	141.877	124.273
7	15:28:55.865	52.191	15.009	19.826	17.356	138.652	131.326	7	15:29:08.700	53.345	14.947	20.652	17.746	146.523	125.670
8	15:29:48.951	53.086	15.757	20.027	17.302	135.571	129.551	8	15:30:02.071	53.371	14.921	20.752	17.698	144.317	129.302
9	15:30:41.361	52.410	15.076	19.915	17.419	137.234	130.306	9	15:30:56.777	54.706	15.694	21.228	17.784	136.954	124.504
10	15:31:35.188	53.827	15.061	21.447	17.319	140.982	130.560	10	15:31:50.706	53.929	15.261	20.826	17.842	145.255	127.098
(119) Kristopher DUNCAN								(63) Kenny PATERSON							
1	15:23:43.882	54.138	16.373	20.538	17.227	94.518	125.435	1	15:23:47.940	56.883	16.852	22.252	17.779	98.111	118.356
2	15:24:36.407	52.525	15.212	20.063	17.250	138.366	132.102	2	15:24:41.353	53.413	14.985	20.622	17.806	140.982	127.098
3	15:25:28.503	52.096	14.766	20.217	17.113	145.570	128.559	3	15:25:34.862	53.509	15.272	20.524	17.713	138.652	125.905
4	15:26:20.543	52.040	14.768	20.082	17.190	144.628	133.947	4	15:26:28.203	53.341	15.148	20.653	17.540	140.982	128.313
5	15:27:12.322	51.779	14.726	19.865	17.188	143.392	135.298	5	15:27:22.108	53.905	15.481	20.675	17.749	142.479	130.306
6	15:28:04.240	51.918	14.730	19.909	17.279	144.008	132.886	6	15:28:15.712	53.604	15.436	20.467	17.701	142.177	128.559
7	15:28:56.500	52.260	14.750	20.185	17.325	141.577	134.754	7	15:29:09.337	53.625	15.254	20.667	17.704	142.177	126.857
8	15:29:49.166	52.666	15.474	20.023	17.169	141.577	130.053	8	15:30:02.869	53.532	15.009	20.713	17.810	142.177	127.098
9	15:30:41.703	52.537	14.936	20.250	17.351	137.516	134.215	9	15:30:57.415	54.546	15.305	21.302	17.939	143.699	124.504
10	15:31:35.870	54.167	15.026	21.613	17.528	139.808	132.102	10	15:31:51.500	54.085	15.294	20.837	17.954	144.941	126.142
(3) Adrian CLARK								(69) Rodney SCOTT							
1	15:23:43.396	53.698	15.734	20.621	17.343	100.310	126.857	1	15:23:46.710	55.873	16.902	21.307	17.664	103.242	122.236
2	15:24:36.344	52.948	15.241	20.217	17.490	144.628	129.551	2	15:24:40.506	53.796	15.179	20.836	17.781	147.489	131.070
3	15:25:29.218	52.874	14.995	20.377	17.502	140.982	128.559	3	15:25:34.244	53.738	15.295	20.808	17.635	139.227	131.326
4	15:26:22.186	52.968	15.214	20.213	17.541	148.468	128.559	4	15:26:27.608	53.364	15.152	20.644	17.568	146.204	133.150
5	15:27:14.053	51.867	14.708	19.909	17.250	148.797	131.326	5	15:27:21.580	53.972	15.539	20.767	17.666	140.099	130.814
6	15:28:06.666	52.613	14.936	20.270	17.407	147.814	126.618	6	15:28:15.365	53.785	15.454	20.753	17.578	135.845	132.362
7	15:28:59.134	52.468	14.907	20.036	17.525	150.804	125.670	7	15:29:08.730	53.365	15.292	20.596	17.477	145.255	132.102
8	15:29:52.152	53.018	15.027	20.517	17.474	145.255	124.273	8	15:30:01.971	53.241	15.111	20.770	17.360	145.886	129.551
9	15:30:45.374	53.222	14.888	20.370	17.964	149.794	127.339	9	15:30:56.922	54.951	15.960	21.284	17.707	149.460	128.313
10	15:31:38.715	53.341	15.028	20.491	17.822	146.204	130.560	10	15:31:53.852	56.930	15.428	22.913	18.589	136.675	133.680
(55) Donald MacFADYEN								(11) Richard HUGHES							
1	15:23:45.443	55.540	16.822	20.923	17.795	97.682	127.824	1	15:23:47.474	56.341	16.643	21.918	17.780	102.611	123.815
2	15:24:38.937	53.494	15.242	20.651	17.601	140.392	130.814	2	15:24:41.697	54.223	15.821	20.588	17.814	137.516	125.905
3	15:25:31.647	52.710	14.947	20.462	17.301	145.886	130.053	3	15:25:35.409	53.712	15.392	20.552	17.768	136.954	126.618
4	15:26:24.926	53.279	15.198	20.676	17.405	140.687	131.584	4	15:26:28.795	53.386	15.259	20.532	17.595	141.279	127.098
5	15:27:17.978	53.052	15.071	20.556	17.425	144.628	130.053	5	15:27:22.551	53.756	15.378	20.751	17.627	137.798	126.142
6	15:28:10.759	52.781	14.926	20.389	17.466	147.814	133.150	6	15:28:17.240	54.689	15.411	21.307	17.971	136.398	124.273
7	15:29:03.674	52.915	14.791	20.427	17.697	144.628	133.680	7	15:29:12.213	54.973	15.804	21.170	17.999	126.380	122.236
8	15:29:56.972	53.298	14.964	20.663	17.671	148.468	130.306	8	1						

KMSC National Motorcycle Racing AC

KMSC Superbikes & KMSC Clubman

Knockhill 1.267 miles

Race 28 - 3rd Race

05/06/2016 15:15

Race (10 Laps) started at 15:22:44

Lap	Time of Day	Lap Tm	S1	S2	S3	SFSpd	S1Spd
3	15:25:36.772	53.646	15.435	20.544	17.667	140.099	123.133
4	15:26:30.980	54.208	15.277	21.183	17.748	139.808	123.133
5	15:27:25.018	54.038	15.407	20.616	18.015	143.392	122.236
6	15:28:19.680	54.662	15.668	20.910	18.084	137.516	119.409
7	15:29:14.279	54.599	15.665	21.035	17.899	142.479	120.697
8	15:30:09.496	55.217	15.745	21.657	17.815	139.227	118.985
9	15:31:04.741	55.245	15.992	21.242	18.011	139.227	119.621
10	15:31:59.996	55.255	15.731	21.185	18.339	140.687	121.133

Lap	Time of Day	Lap Tm	S1	S2	S3	SFSpd	S1Spd
(82) Geraint JONES							
1	15:23:51.958	1:00.052	17.332	23.448	19.272	102.142	107.544
2	15:24:49.642	57.684	16.570	22.151	18.963	131.842	120.480
3	15:25:47.499	57.857	16.346	22.496	19.015	133.680	118.565
4	15:26:45.414	57.915	16.202	22.224	19.489	136.398	122.014
5	15:27:44.033	58.619	16.831	22.506	19.282	132.886	119.621
6	15:28:42.437	58.404	16.724	22.389	19.291	131.326	119.409
7	15:29:41.967	59.530	17.283	22.614	19.633	132.362	117.321

(37) Steven PATTERSON							
1	15:23:49.347	58.271	16.601	23.032	18.638	104.856	121.352
2	15:24:46.082	56.735	16.432	21.661	18.642	131.326	121.572
3	15:25:43.261	57.179	16.523	21.925	18.731	134.484	118.985
4	15:26:39.960	56.699	16.234	21.840	18.625	135.571	120.915
5	15:27:36.300	56.340	16.088	21.649	18.603	133.947	127.098
6	15:28:32.267	55.967	16.143	21.523	18.301	132.362	122.014
7	15:29:28.569	56.302	16.112	21.604	18.586	136.398	122.908
8	15:30:25.367	56.798	16.177	21.665	18.956	131.326	124.273
9	15:31:22.177	56.810	16.184	21.943	18.683	135.298	123.815
10	15:32:18.845	56.668	16.269	21.587	18.812	125.670	123.815

(41) Lukasz PIEC							
1	15:23:51.542	59.827	17.192	23.444	19.191	101.371	104.366
2	15:24:48.887	57.345	16.095	22.593	18.657	132.362	114.323
3	15:25:45.919	57.032	16.426	22.152	18.454	131.842	113.935
4	15:26:42.628	56.709	16.195	22.019	18.495	129.551	112.597
5	15:27:39.400	56.772	16.094	21.964	18.714	131.842	118.565
6	15:28:35.644	56.244	16.061	21.682	18.501	130.560	115.107
7	15:29:32.134	56.490	15.878	22.057	18.555	136.954	115.107
8	15:30:29.958	57.824	16.623	22.534	18.667	126.142	111.660
9	15:31:26.644	56.686	16.092	21.672	18.922	134.215	116.912
10	15:32:23.439	56.795	16.246	21.843	18.706	132.624	116.103

(6) Calum MacLEAN							
1	15:23:52.572	1:00.544	17.884	23.261	19.399	100.161	115.107
2	15:24:50.804	58.232	16.842	22.292	19.098	125.670	118.775
3	15:25:48.571	57.767	16.531	22.043	19.193	124.273	118.565
4	15:26:46.937	58.366	16.533	22.505	19.328	126.142	119.409
5	15:27:45.580	58.643	16.581	22.583	19.479	125.201	116.912
6	15:28:43.356	57.776	16.467	22.255	19.054	123.815	117.116
7	15:29:42.136	58.780	16.653	22.780	19.347	129.802	115.305
8	15:30:39.785	57.649	16.382	22.384	18.883	124.044	117.116
9	15:31:37.551	57.766	16.198	22.643	18.925	124.968	118.356

(54) Gordon DUNCAN							
1	15:23:52.775	59.899	17.394	23.548	18.957	103.084	117.526
2	15:24:51.580	58.805	17.110	22.946	18.749	130.560	114.129
3	15:25:48.752	57.172	15.959	22.503	18.710	134.754	114.323
4	15:26:46.549	57.797	16.059	22.422	19.316	131.584	119.835
5	15:27:44.920	58.371	16.590	22.491	19.290	131.842	116.304
6	15:28:42.650	57.730	16.206	22.731	18.793	128.313	119.621
7	15:29:40.644	57.994	16.194	22.767	19.033	135.025	115.703
8	15:30:39.220	58.576	16.252	23.319	19.005	131.584	114.129
9	15:31:38.373	59.153	16.234	23.905	19.014	131.070	117.733

(36) Graham PATTERSON							
1	15:23:54.084	1:01.794	18.578	24.011	19.205	97.967	115.305
2	15:24:54.304	1:00.220	16.865	23.251	20.104	122.683	122.014
3	15:25:54.041	59.737	16.842	23.305	19.590	129.302	116.103
4	15:26:53.762	59.721	16.758	23.445	19.518	132.102	120.480
5	15:27:53.919	1:00.157	16.725	23.739	19.693	124.968	120.915
6	15:28:54.789	1:00.870	17.034	23.628	20.208	127.824	113.166
7	15:29:55.309	1:00.520	17.285	23.647	19.588	122.908	112.220
8	15:30:56.458	1:01.149	16.896	23.661	20.592	127.098	116.103
9	15:31:58.347	1:01.889	17.665	23.960	20.264	124.735	116.506

(45) Gary HOPKINS							
1	15:23:49.813	58.862	17.336	22.631	18.895	99.419	122.908
2	15:24:46.212	56.399	16.167	21.726	18.506	135.845	122.683
3	15:25:41.816	55.604	16.147	21.183	18.274	138.081	122.014
4	15:26:38.029	56.213	16.005	21.609	18.599	133.415	121.572
5	15:27:34.255	56.226	15.884	21.620	18.722	133.947	120.915
6	15:28:30.426	56.171	16.263	21.572	18.336	131.070	119.409
7	15:29:26.778	56.352	16.175	21.645	18.532	131.584	121.792

Clerk of the Course.

Sig : Time :
Chief Timekeeper : Ian Sharp (SMART Timing)

Results available at www.mylaps.com and www.smart-timing.co.uk

Printed: 06/06/2016 18:46:33

Orbits



KMSC National Motorcycle Racing AC

Lapchart

KMSC Superbikes & KMSC Clubman

Knockhill 1.267 miles

Race 28 - 3rd Race

05/06/2016 15:15

Race (10 Laps) started at 15:22:44

Competitors	Laps											
		0	1	2	3	4	5	6	7	8	9	10
Andrew TASKER (179)	1	179	179	179	79	79	79	79	79	79	79	79
John DEAN (34)	2	34	34	34	179	179	179	179	179	179	179	179
Adrian CLARK (3)	3	3	3	79	34	34	34	34	34	34	34	34
Kristopher DUNCAN (119)	4	119	79	3	119	119	119	119	119	119	119	119
Bruce BIRNIE (79)	5	79	119	119	3	3	3	3	3	3	3	3
Donald MacFADYEN (55)	6	55	31	31	31	31	55	55	55	55	55	55
Torquil PATERSON (31)	7	31	55	55	55	55	31	31	31	31	31	31
Des BURNS (67)	8	67	33	33	33	33	33	33	33	33	33	33
Graeme BODEL (33)	9	33	67	67	67	67	67	67	69	67	67	67
Rodney SCOTT (69)	10	69	69	69	69	69	69	69	69	67	69	63
Gary HOPKINS (45)	11	45	11	63	63	63	63	63	63	63	63	69
Kenny PATERSON (63)	12	63	63	11	11	11	11	11	11	11	11	11
Steven PATTERSON (37)	13	37	44	44	44	44	44	44	44	44	44	44
Richard HUGHES (11)	14	11	37	37	45	45	45	45	45	37	37	37
David PRENTICE (44)	15	44	45	45	37	37	37	37	37	41	41	41
Lukasz PIEC (41)	16	41	41	41	41	41	41	41	41	54	6	6
Geraint JONES (82)	17	82	82	82	82	82	82	82	54	6	54	54
Calum MacLEAN (6)	18	6	6	6	6	54	54	54	82	36	36	36
Graham PATTERSON (36)	19	36	54	54	54	6	6	6	6	6	6	6
Gordon DUNCAN (54)	20	54	36	36	36	36	36	36	36	36	36	36
-	21											
-	22											
-	23											
-	24											
-	25											
-	26											
-	27											

Margin of Victory	Avg. Speed	Best Lap Tm	Best Speed	Best Lap by
1.270	87.190	50.939	89.540	79 - Bruce BIRNIE

Clerk of the Course.

Orbits

Sig : Time :
 Chief Timekeeper : Ian Sharp (SMART Timing)
 Results available at www.mylaps.com and www.smart-timing.co.uk



Race Results

KMSC National Motorcycle Racing AC

Sorted on Laps

KMSC Superstock 600

Knockhill 1.267 miles

Race 29 - 3rd Race

05/06/2016 15:30

Race (10 Laps) started at 15:37:26

Pos	No.	Name	Make/Model	CC	Class	Laps	Total Tm	Diff	Best Tm	In Lap	Best Speed
1	81	Ryan WATSON	Yamaha	R6 600	S6	10	8:49.904		51.941	8	87.813
2	49	Paul McCLUNG	Yamaha	R6 600	S6	10	8:51.166	1.262	52.022	7	87.676
3	45	Ewan GRAY	Kawasaki	ZX6R 600	S6	10	8:54.573	4.669	52.359	4	87.112
4	99	Callum GRIGOR	Kawasaki	ZX6R 600	S6	10	8:57.021	7.117	52.705	3	86.540
5	31	Torquil PATERSON	Yamaha	R6 600	S6	10	9:01.585	11.681	52.836	3	86.325
6	21	Sean COOPER	Kawasaki	ZX6R 600	S6	10	9:12.615	22.711	54.207	2	84.142
7	84	Kyle HARPER	Kawasaki	ZX6R 600	S6	10	9:12.842	22.938	54.337	9	83.941
8	26	Allan RENNIE	Honda	CBR 600	S6	10	9:22.504	32.600	54.714	3	83.362
9	88	Graham PIRIE	Yamaha	R6 600	S6	10	9:24.276	34.372	54.835	3	83.178
10	27	Andrew DONALD	Kawasaki	ZX6R 600	S6	10	9:33.099	43.195	55.303	10	82.475
11	86	Russell WILL	Yamaha	R6 600	S6	10	9:35.602	45.698	56.147	3	81.235
12	87	Steven ALLISON	Kawasaki	ZX6R 600	S6	10	9:38.989	49.085	56.519	3	80.700
13	35	Kevin GILES	Kawasaki	ZX6R 600	S6	10	9:44.904	55.000	56.945	8	80.096
14	58	Barry STEWART	Yamaha	R6 600	S6	10	9:44.936	55.032	56.836	5	80.250
15	89	David MUNRO	Yamaha	R6 600	S6	9	8:59.496	1 Lap	57.753	9	78.976
16	17	Roddy MacLEOD	Suzuki	GSXR 600 K7	S6	9	9:00.838	1 Lap	58.493	7	77.977

Not classified

DNF	28	Paul BOWERBANK	Yamaha	R6 600	S6	3	2:55.198	DNF	55.524	2	82.146
DNS	11	Patrick FORMAN	Kawasaki	ZX6R 600	S6			DNS		0	-
DNS	79	Ashley ROBSON	Kawasaki	ZX6R 600	S6			DNS		0	-
DNS	5	Kyle DUNCAN	Kawasaki	ZX6R 600	S6			DNS		0	-
DNS	102	Greame KERR	Suzuki	GSXR 600	S6			DNS		0	-
DNS	184	Ryan GIBSON	Yamaha	R6 600	S6			DNS		0	-
DNS	8	Lewis ROLLO	Kawasaki	ZXR 600	S6			DNS		0	-
DNS	75	Charlie BUNYAN	Yamaha	R6 600	S6			DNS		0	-
DNS	4	Dan MacLEAN	Kawasaki	ZX6R 600	S6			DNS		0	-
DNS	12	Anthony JACKSON	Suzuki	GSXR 600 K7	S6			DNS		0	-

Margin of Victory	Avg. Speed	Best Lap Tm	Best Speed	Best Lap by
1.262	86.074	51.941	87.813	81 - Ryan WATSON

Clerk of the Course.

Orbits

Sig : Time :
Chief Timekeeper : Ian Sharp (SMART Timing)

Results available at www.mylaps.com and www.smart-timing.co.uk

Printed: 06/06/2016 18:49:24



KMSC National Motorcycle Racing AC

KMSC Superstock 600

Knockhill 1.267 miles

Race 29 - 3rd Race

05/06/2016 15:30

Race (10 Laps) started at 15:37:26

Lap	Time of Day	Lap Tm	S1	S2	S3	SFSpd	S1Spd
(81) Ryan WATSON							
1	15:38:26.008	53.925	16.098	20.282	17.545	89.477	124.273
2	15:39:18.537	52.529	15.062	19.966	17.501	141.877	124.968
3	15:40:11.081	52.544	15.123	20.000	17.421	138.939	124.044
4	15:41:03.291	52.210	15.172	19.733	17.305	140.392	125.905
5	15:41:55.680	52.389	15.054	19.785	17.550	140.982	122.908
6	15:42:47.727	52.047	14.952	19.528	17.567	143.699	123.587
7	15:43:39.994	52.267	15.216	19.489	17.562	142.479	122.908
8	15:44:31.935	51.941	15.036	19.399	17.506	141.577	124.735
9	15:45:24.781	52.846	15.006	20.233	17.607	143.087	123.587
10	15:46:16.895	52.114	15.031	19.564	17.519	143.699	122.683
(49) Paul McClUNG							
1	15:38:25.623	53.333	16.034	19.810	17.489	94.252	124.273
2	15:39:18.165	52.542	14.990	20.002	17.550	145.255	124.044
3	15:40:10.886	52.721	15.318	19.791	17.612	140.982	124.044
4	15:41:03.140	52.254	15.051	19.742	17.461	144.941	124.735
5	15:41:56.035	52.895	15.460	19.805	17.630	141.577	122.014
6	15:42:48.769	52.734	15.231	19.785	17.718	143.087	123.133
7	15:43:40.791	52.022	15.319	19.403	17.300	140.687	122.459
8	15:44:32.816	52.025	15.095	19.521	17.409	142.479	123.587
9	15:45:25.796	52.980	15.139	20.401	17.440	142.177	124.044
10	15:46:18.157	52.361	15.248	19.589	17.524	142.177	122.908
(45) Ewan GRAY							
1	15:38:25.516	53.434	15.801	19.895	17.738	90.077	121.792
2	15:39:18.190	52.674	15.070	19.875	17.729	141.279	122.683
3	15:40:10.725	52.535	15.164	19.730	17.641	141.577	122.459
4	15:41:03.084	52.359	14.950	19.801	17.608	143.699	121.133
5	15:41:56.148	53.064	15.077	20.080	17.907	141.577	121.572
6	15:42:48.858	52.710	15.080	19.711	17.919	141.577	122.683
7	15:43:42.204	53.346	15.313	19.712	18.321	139.517	119.409
8	15:44:34.830	52.626	15.054	19.881	17.691	135.571	122.236
9	15:45:28.606	53.776	15.077	20.075	18.624	140.982	121.352
10	15:46:21.564	52.958	15.019	20.085	17.854	142.177	121.792
(99) Callum GRIGOR							
1	15:38:26.450	53.931	16.227	20.047	17.657	89.716	120.697
2	15:39:19.649	53.199	15.157	19.736	18.306	141.577	122.236
3	15:40:12.354	52.705	15.182	19.801	17.722	133.415	121.792
4	15:41:05.154	52.800	15.308	19.765	17.727	141.877	121.572
5	15:41:57.859	52.705	15.229	19.683	17.793	141.577	121.352
6	15:42:50.783	52.924	15.171	19.861	17.892	140.982	120.697
7	15:43:43.763	52.980	15.226	19.806	17.948	140.392	121.572
8	15:44:36.604	52.841	15.204	19.892	17.745	140.392	122.459
9	15:45:30.296	53.692	15.346	20.246	18.100	139.227	120.265
10	15:46:24.012	53.716	15.219	20.306	18.191	140.687	119.835
(31) Torquil PATERSON							
1	15:38:27.365	54.610	16.296	20.651	17.663	96.697	121.352
2	15:39:20.387	53.022	15.371	20.088	17.563	143.087	121.572
3	15:40:13.223	52.836	15.214	20.007	17.615	144.941	122.683
4	15:41:06.213	52.990	15.359	19.989	17.642	144.008	122.459
5	15:41:59.652	53.439	15.444	20.193	17.802	144.008	122.236
6	15:42:53.049	53.397	15.388	20.109	17.900	142.479	122.014
7	15:43:46.785	53.736	15.481	20.384	17.871	142.782	122.683
8	15:44:40.456	53.671	15.372	20.337	17.962	143.699	120.697
9	15:45:34.248	53.792	15.543	20.385	17.864	142.177	121.572
10	15:46:28.576	54.328	15.787	20.573	17.968	141.877	119.409
(21) Sean COOPER							
1	15:38:28.404	55.637	16.535	21.188	17.914	96.005	121.133
2	15:39:22.611	54.207	15.602	20.554	18.051	137.798	121.572
3	15:40:16.923	54.312	15.482	20.750	18.080	141.279	120.265
4	15:41:11.269	54.346	15.579	20.707	18.060	141.279	122.014
5	15:42:05.673	54.404	15.601	20.749	18.054	138.081	120.480
6	15:42:59.983	54.310	15.548	20.580	18.182	138.652	120.049
7	15:43:54.854	54.871	15.933	20.722	18.216	137.516	118.356
8	15:44:49.655	54.801	15.656	20.888	18.257	139.227	118.985
9	15:45:44.389	54.734	15.733	20.816	18.185	135.845	120.480
10	15:46:39.606	55.217	15.950	21.007	18.260	138.081	119.196
(84) Kyle HARPER							

Lap	Time of Day	Lap Tm	S1	S2	S3	SFSpd	S1Spd
1	15:38:29.137	56.685	16.665	21.737	18.283	98.398	120.049
2	15:39:23.750	54.613	15.667	20.890	18.056	136.398	121.133
3	15:40:18.258	54.508	15.569	20.823	18.116	140.392	119.835
4	15:41:12.599	54.341	15.487	20.833	18.021	139.517	120.480
5	15:42:07.029	54.430	15.585	20.807	18.038	138.939	120.697
6	15:43:01.746	54.717	15.689	20.838	18.190	138.939	120.480
7	15:43:56.255	54.509	15.574	20.784	18.151	139.517	120.480
8	15:44:50.634	54.379	15.554	20.927	17.898	139.517	120.480
9	15:45:44.971	54.337	15.522	20.780	18.035	138.939	119.409
10	15:46:39.833	54.862	15.610	21.076	18.176	139.517	119.835
(26) Allan RENNIE							
1	15:38:29.382	56.586	16.816	21.478	18.292	97.682	119.621
2	15:39:24.521	55.139	16.051	20.750	18.338	134.754	119.196
3	15:40:19.235	54.714	15.812	20.698	18.204	135.845	118.775
4	15:41:14.240	55.005	15.941	20.815	18.249	131.326	119.621
5	15:42:09.328	55.088	15.827	20.952	18.309	131.584	118.356
6	15:43:04.997	55.669	16.172	21.018	18.479	132.102	116.103
7	15:44:00.773	55.776	16.344	20.950	18.482	127.098	116.304
8	15:44:56.283	55.510	15.874	21.025	18.611	134.215	118.356
9	15:45:52.484	56.201	15.955	21.175	19.071	135.025	118.565
10	15:46:49.495	57.011	16.251	21.236	19.524	131.584	117.526
(88) Graham PIRIE							
1	15:38:29.983	57.107	17.090	21.780	18.237	98.398	120.049
2	15:39:25.119	55.136	15.921	20.965	18.250	136.121	122.014
3	15:40:19.954	54.835	15.568	20.946	18.321	139.808	120.915
4	15:41:15.360	55.406	15.927	21.123	18.356	137.798	114.910
5	15:42:10.617	55.257	15.802	21.075	18.380	136.954	120.480
6	15:43:06.089	55.472	15.939	21.083	18.450	138.939	119.621
7	15:44:02.569	56.480	16.755	21.142	18.583	136.675	120.049
8	15:44:58.799	56.230	16.215	21.584	18.431	135.571	118.147
9	15:45:54.679	55.880	15.921	21.316	18.643	137.798	120.697
10	15:46:51.267	56.588	16.201	21.530	18.857	137.234	119.196
(27) Andrew DONALD							
1	15:38:31.455	58.451	17.369	22.509	18.573	101.524	117.116
2	15:39:30.087	58.632	18.310	21.927	18.395	134.215	116.304
3	15:40:26.632	56.545	16.300	21.950	18.295	135.845	117.733
4	15:41:23.439	56.807	16.382	21.762	18.663	142.177	108.588
5	15:42:19.321	55.882	16.249	21.535	18.098	135.845	118.775
6	15:43:15.250	55.929	16.075	21.611	18.243	135.571	116.912
7	15:44:11.855	56.605	16.488	21.673	18.444	130.814	116.506
8	15:45:08.840	56.985	16.702	21.979	18.304	139.517	116.709
9	15:46:04.787	55.947	16.151	21.507	18.289	140.982	117.940
10	15:47:00.090	55.303	15.933	21.261	18.109	138.939	116.709
(86) Russell WILL							
1	15:38:31.671	58.586	17.561	22.370	18.655	93.076	117.116
2	15:39:28.014	56.343	16.255	21.412	18.676	137.798	118.775
3	15:40:24.161	56.147	16.045	21.433	18.669	138.366	117.733
4	15:41:21.477	57.316	16.319	21.695	19.302	136.954	118.356
5	15:42:18.406	56.929	16.225	21.760	18.944	136.398	116.709
6	15:43:15.013	56.607	16.314	21.635	18.658	137.516	116.304
7	15:44:11.718	56.705	16.288	21.627	18.790	136.675	118.775
8	15:45:08.875	57.157	16.282	22.095	18.780	136.121	118.356
9	15:46:06.004	57.129	16.765	21.660	18.704	138.652	116.912
10	15:47:02.593	56.589	16.099	21.690	18.800	136.398	116.506
(87) Steven ALLISON							
1	15:38:32.825	59.309	17.971	22.424	18.914	93.988	114.910
2	15:39:29.959	57.134	16.822	21.475	18.837	132.102	116.103
3	15:40:26.478	56.519	16.302	21.454	18.763	133.680	115.703
4	15:41:24.375	57.897	16.781	22.042	19.074	127.098	108.064
5	15:42:21.681	57.306	16.435	21.864	19.007	129.302	114.129
6	15:43:18.861	57.180	16.689	21.648	18.843	132.624	112.033
7	15:44:15.461	56.600	16.214	21.552	18.834	131.584	115.107
8	15:45:12.193	56.732	16.533	21.476	18.723	132.362	115.107
9	15:46:09.304	57.111	16.377	21.768	18.966		

Race Results

KMSC National Motorcycle Racing AC

KMSC Superstock 600

Knockhill 1.267 miles

Race 29 - 3rd Race

05/06/2016 15:30

Race (10 Laps) started at 15:37:26

Lap	Time of Day	Lap Tm	S1	S2	S3	SFSpd	S1Spd	Lap	Time of Day	Lap Tm	S1	S2	S3	SFSpd	S1Spd
3	15:40:29.144	57.728	16.839	22.105	18.784	139.227	113.357								
4	15:41:26.705	57.561	16.738	22.095	18.728	136.954	118.147								
5	15:42:24.283	57.578	16.635	21.981	18.962	136.954	116.103								
6	15:43:21.861	57.578	16.728	21.892	18.958	140.099	115.504								
7	15:44:19.022	57.161	16.419	22.100	18.642	138.939	116.912								
8	15:45:15.967	56.945	16.435	21.879	18.631	136.675	116.304								
9	15:46:13.970	58.003	16.383	22.450	19.170	136.398	114.910								
10	15:47:11.895	57.925	16.678	22.262	18.985	134.484	114.910								

(58) Barry STEWART

1	15:38:32.529	58.786	17.245	22.514	19.027	100.011	116.304
2	15:39:31.893	59.364	18.135	22.266	18.963	138.652	113.357
3	15:40:28.849	56.956	16.220	21.774	18.962	137.516	114.910
4	15:41:25.991	57.142	16.106	21.861	19.175	135.571	113.742
5	15:42:22.827	56.836	16.182	21.723	18.931	133.150	115.504
6	15:43:20.069	57.242	16.026	21.642	19.574	136.675	115.107
7	15:44:17.174	57.105	16.404	21.674	19.027	133.680	113.742
8	15:45:15.279	58.105	16.475	22.165	19.465	135.845	112.597
9	15:46:14.170	58.891	16.795	22.440	19.656	133.947	112.408
10	15:47:11.927	57.757	16.329	22.097	19.331	132.362	113.742

(89) David MUNRO

1	15:38:36.206	1:01.598	18.849	23.541	19.208	98.398	103.084
2	15:39:34.747	58.541	16.949	22.234	19.358	126.142	113.549
3	15:40:34.051	59.304	17.192	22.667	19.445	126.857	114.323
4	15:41:33.480	59.429	17.298	22.850	19.281	128.068	115.703
5	15:42:32.387	58.907	17.082	22.726	19.099	128.313	115.703
6	15:43:31.435	59.048	17.406	22.429	19.213	124.504	113.166
7	15:44:29.803	58.368	16.982	22.477	18.909	122.683	114.323
8	15:45:28.734	58.931	16.692	22.979	19.260	126.142	115.107
9	15:46:26.487	57.753	16.889	22.008	18.856	131.842	112.597

(17) Roddy MacLEOD

1	15:38:35.232	1:01.157	18.485	23.181	19.491	98.254	109.474
2	15:39:34.129	58.897	16.664	22.786	19.447	133.150	108.764
3	15:40:33.306	59.177	17.179	22.794	19.204	132.102	108.588
4	15:41:32.682	59.376	16.566	22.953	19.857	133.415	112.976
5	15:42:31.314	58.632	16.771	22.646	19.215	131.070	113.166
6	15:43:30.340	59.026	16.627	22.931	19.468	133.150	109.118
7	15:44:28.833	58.493	16.647	22.705	19.141	135.025	109.296
8	15:45:28.534	59.701	17.153	22.860	19.688	128.805	109.832
9	15:46:27.829	59.295	17.072	22.926	19.297	133.947	104.856

(28) Paul BOWERBANK

1	15:38:31.075	57.712	17.211	21.885	18.616	97.399	121.352
2	15:39:26.599	55.524	16.002	20.948	18.574	137.798	122.236
3	15:40:22.189	55.590	15.859	21.050	18.681	139.517	122.459

Clerk of the Course.

Sig : Time :
Chief Timekeeper : Ian Sharp (SMART Timing)

Results available at www.mylaps.com and www.smart-timing.co.uk

Printed: 06/06/2016 18:49:38

Orbits



KMSC National Motorcycle Racing AC

Lapchart

KMSC Superstock 600

Knockhill 1.267 miles

Race 29 - 3rd Race

05/06/2016 15:30

Race (10 Laps) started at 15:37:26

Competitors	Laps											
	0	1	2	3	4	5	6	7	8	9	10	
Ewan GRAY (45)	1	45	45	49	45	45	81	81	81	81	81	81
Ryan WATSON (81)	2	81	49	45	49	49	49	49	49	49	49	49
Paul McCLUNG (49)	3	49	81	81	81	81	45	45	45	45	45	45
Kyle HARPER (84)	4	84	99	99	99	99	99	99	99	99	99	99
Callum GRIGOR (99)	5	99	31	31	31	31	31	31	31	31	31	31
Torquil PATERSON (31)	6	31	21	21	21	21	21	21	21	21	21	21
Sean COOPER (21)	7	21	84	84	84	84	84	84	84	84	84	84
Allan RENNIE (26)	8	26	26	26	26	26	26	26	26	26	26	26
Graham PIRIE (88)	9	88	88	88	88	88	88	88	88	88	88	88
Andrew DONALD (27)	10	27	28	28	28	86	86	86	86	27	27	27
Russell WILL (86)	11	86	27	86	86	27	27	27	27	86	86	86
Paul BOWERBANK (28)	12	28	86	87	87	87	87	87	87	87	87	87
Steven ALLISON (87)	13	87	58	27	27	58	58	58	58	58	35	35
Barry STEWART (58)	14	58	87	35	58	35	35	35	35	35	58	58
Kevin GILES (35)	15	35	35	58	35	17	17	17	17	17	89	89
Roddy MacLEOD (17)	16	17	17	17	17	89	89	89	89	89	17	17
David MUNRO (89)	17	89	89	89	89							
-	18											
-	19											
-	20											
-	21											
-	22											
-	23											
-	24											
-	25											
-	26											

Margin of Victory	Avg. Speed	Best Lap Tm	Best Speed	Best Lap by
1.262	86.074	51.941	87.813	81 - Ryan WATSON

Clerk of the Course.

Orbits

Sig : Time :
 Chief Timekeeper : Ian Sharp (SMART Timing)
 Results available at www.mylaps.com and www.smart-timing.co.uk



Race Results

KMSC National Motorcycle Racing AC

Sorted on Laps

KMSC 125's

Knockhill 1.267 miles

Race 30 - 5th Race

05/06/2016 15:45

Race (10 Laps) started at 15:52:46

Pos	No.	Name	Make/Model	CC	Class	Laps	Total Tm	Diff	Best Tm	In Lap	Best Speed
1	9	Rishon HICKEY	Aprilia	RS125	F125	10	10:43.752		1:03.255	3	72.106
2	27	James McLAREN	Aprilia	RS125	F125	10	10:51.637	7.885	1:03.669	5	71.638
3	88	Lewis NICOL	Aprilia	RS125	F125	10	11:04.523	20.771	1:05.162	5	69.996
4	21	Marc GIBSON	Aprilia	RS125	F125	10	11:33.704	49.952	1:08.162	5	66.915
5	8	Cameron McPHERSON	Aprilia	RS125	F125	10	11:34.258	50.506	1:07.698	4	67.374
6	47	Joel BAVIDGE	Aprilia	RS125	F125	10	11:40.047	56.295	1:08.092	3	66.984
7	15	Finlay MILNE	Aprilia	RS125	F125	9	10:59.970	1 Lap	1:11.292	9	63.978
Not classified											
DNF	149	James ALDERSON	Honda	Moto 3	SL	9	9:12.499	DNF	59.876	6	76.176
DNS	44	Murray PATTISON	Aprilia	RS125	F125			DNS		0	-
DNS	16	Mia KELLAS	Aprilia	RS125	F125			DNS		0	-
DNS	23	Keirin KELLAS	Aprilia	RS125	F125			DNS		0	-

Margin of Victory	Avg. Speed	Best Lap Tm	Best Speed	Best Lap by
7.885	70.852	59.876	76.176	149 - James ALDERSON

Clerk of the Course.

Orbits

 Sig : Time :
 Chief Timekeeper : Ian Sharp (SMART Timing)

 Results available at www.mylaps.com and www.smart-timing.co.uk

Printed: 06/06/2016 18:41:13



KMSC National Motorcycle Racing AC

KMSC 125's

Knockhill 1.267 miles

Race 30 - 5th Race

05/06/2016 15:45

Race (10 Laps) started at 15:52:46

Lap	Time of Day	Lap Tm	S1	S2	S3	SFSpd	S1Spd
(9) Rishon HICKEY							
1	15:53:59.353	1:06.686	21.172			65.471	
2	15:55:02.622	1:03.269	18.808			101.066	
3	15:56:05.877	1:03.255	18.827			98.111	84.625
4	15:57:09.288	1:03.411	18.840			98.688	
5	15:58:12.711	1:03.423	18.948			97.682	84.200
6	15:59:15.987	1:03.276	18.785			98.398	83.675
7	16:00:19.296	1:03.309	19.040			97.682	
8	16:01:22.613	1:03.317	18.826			98.688	
9	16:02:26.397	1:03.784	18.964			98.254	
10	16:03:30.252	1:03.855	19.063			97.257	

(27) James McLAREN							
1	15:53:59.218	1:06.035	20.575			68.828	81.343
2	15:55:03.193	1:03.975	19.250			101.678	
3	15:56:07.159	1:03.966	18.930			102.926	
4	15:57:10.982	1:03.823	18.920			102.768	82.849
5	15:58:14.651	1:03.669	18.808			103.242	
6	15:59:19.551	1:04.900	18.795			103.561	
7	16:00:24.014	1:04.463	18.938			102.926	
8	16:01:28.253	1:04.239	19.308			101.678	81.146
9	16:02:33.162	1:04.909	19.067			102.142	
10	16:03:38.137	1:04.975	19.094			102.454	82.645

(88) Lewis NICOL							
1	15:54:02.281	1:07.836	20.768			68.060	82.341
2	15:55:07.825	1:05.544	19.689	24.285	21.570	97.540	82.951
3	15:56:13.376	1:05.551	19.399	24.474	21.678	98.688	82.139
4	15:57:18.886	1:05.510	19.364	24.417	21.729	99.125	82.039
5	15:58:24.048	1:05.162	19.400	24.385	21.377	98.398	82.039
6	15:59:29.470	1:05.422	19.524	24.397	21.501	99.714	82.442
7	16:00:34.919	1:05.449	19.609	24.361	21.479	99.863	82.341
8	16:01:40.223	1:05.304	19.691	24.280	21.333	98.543	82.341
9	16:02:45.705	1:05.482	19.537	24.309	21.636	100.310	82.341
10	16:03:51.023	1:05.318	19.502	24.274	21.542	99.566	82.645

(21) Marc GIBSON							
1	15:54:02.275	1:09.016	21.185			65.535	79.700
2	15:55:11.133	1:08.858	20.620			93.857	77.851
3	15:56:19.896	1:08.763	20.641	25.334	22.788	92.562	76.607
4	15:57:28.194	1:08.298	20.730	25.246	22.322	93.335	77.047
5	15:58:36.356	1:08.162	20.483			95.323	77.047
6	15:59:45.019	1:08.663	20.719	24.961	22.983	91.802	74.897
7	16:00:53.594	1:08.575	20.723			86.479	76.345
8	16:02:01.889	1:08.295	20.485			91.677	74.897
9	16:03:11.631	1:09.742	20.280			94.120	74.813
10	16:04:20.204	1:08.573	20.265	25.217	23.091	93.205	77.135

(8) Cameron McPHERSON							
1	15:54:05.034	1:10.717	22.168			64.095	
2	15:55:12.775	1:07.741	20.103			94.252	77.135
3	15:56:20.513	1:07.738	19.988			92.054	76.607
4	15:57:28.211	1:07.698	20.042			93.988	76.607
5	15:58:36.338	1:08.127	20.040	25.205	22.882	90.564	75.148
6	15:59:44.994	1:08.656	20.087			89.957	75.233
7	16:00:53.971	1:08.977	20.286			88.299	74.730
8	16:02:02.691	1:08.720	20.380	25.955	22.385	88.299	77.135
9	16:03:11.466	1:08.775	20.298	25.086	23.391	91.802	74.730
10	16:04:20.758	1:09.292	21.242			89.957	71.850

(47) Joel BAVIDGE							
1	15:54:05.250	1:11.221	22.319	26.407	22.495	63.912	75.742
2	15:55:13.524	1:08.274	20.434	25.218	22.622	92.562	76.519
3	15:56:21.616	1:08.092	20.399	25.250	22.443	90.077	76.345
4	15:57:29.995	1:08.379	20.468	25.119	22.792	91.552	76.345
5	15:58:38.480	1:08.485	20.480	25.273	22.732	89.716	76.519
6	15:59:47.296	1:08.816	20.403	25.497	22.916	90.564	76.000
7	16:00:56.919	1:09.623	20.567	25.504	23.552	89.836	75.742
8	16:02:06.265	1:09.346	20.808	25.688	22.850	89.002	75.487
9	16:03:16.379	1:10.114	21.040	25.916	23.158	89.358	74.730
10	16:04:26.547	1:10.168	20.849	26.093	23.226	89.002	75.657

(15) Finlay MILNE							
--------------------------	--	--	--	--	--	--	--

Clerk of the Course.

Orbits

 Sig : Time :
 Chief Timekeeper : Ian Sharp (SMART Timing)

 Results available at www.mylaps.com and www.smart-timing.co.uk

Printed: 06/06/2016 18:16:26



Race Results

KMSC National Motorcycle Racing AC

Lapchart

KMSC 125's

Knockhill 1.267 miles

Race 30 - 5th Race

05/06/2016 15:45

Race (10 Laps) started at 15:52:46

Competitors	Laps											
	0	1	2	3	4	5	6	7	8	9	10	
Rishon HICKEY (9)	1	9	149	149	149	149	149	149	149	149	149	9
James McLAREN (27)	2	27	27	9	9	9	9	9	9	9	9	27
Marc GIBSON (21)	3	21	9	27	27	27	27	27	27	27	27	88
James ALDERSON (149)	4	149	21	88	88	88	88	88	88	88	88	21
Joel BAVIDGE (47)	5	47	88	21	21	21	8	8	21	21	8	8
Cameron McPHERSON (8)	6	8	8	8	8	8	21	21	8	8	21	47
Lewis NICOL (88)	7	88	47	47	47	47	47	47	47	47	47	
Finlay MILNE (15)	8	15	15	15	15	15	15	15	15	15	15	
-	9											
-	10											
-	11											

Margin of Victory	Avg. Speed	Best Lap Tm	Best Speed	Best Lap by
7.885	70.852	59.876	76.176	149 - James ALDERSON

Clerk of the Course.

Orbits

 Sig : Time :
 Chief Timekeeper : Ian Sharp (SMART Timing)

 Results available at www.mylaps.com and www.smart-timing.co.uk


Race Results

KMSC National Motorcycle Racing AC

Sorted on Laps

Novice Race

Knockhill 1.267 miles

Race 31 - 2nd Race

05/06/2016 16:00

Race (8 Laps) started at 16:09:52

Pos	No.	Name	Make/Model	CC	Class	Laps	Total Tm	Diff	Best Tm	In Lap	Best Speed
1	44	David PRENTICE	Yamaha	R1	C	8	7:24.040		53.456	2	85.324
2	45	Gary HOPKINS	Yamaha	R1M	C	8	7:36.969	12.929	55.427	2	82.290
3	87	Steven ALLISON	Kawasaki	ZX6R 600	S6	8	7:40.096	16.056	56.349	2	80.944
4	41	Lukasz PIEC	Yamaha	R1	SB	8	7:41.879	17.839	56.272	4	81.054
5	35	Kevin GILES	Kawasaki	ZX6R 600	S6	8	7:44.858	20.818	56.542	3	80.667
6	17	Roddy MacLEOD	Suzuki	GSXR 600 K7	S6	8	7:49.578	25.538	57.176	3	79.773
7	58	Barry STEWART	Yamaha	R6 600	S6	8	7:50.655	26.615	57.550	6	79.254
8	129	Martin HERRIOT	Yamaha	R6 600	PI6	8	7:51.790	27.750	57.528	5	79.285
9	82	Geraint JONES	Suzuki	GSXR1000	C	8	7:54.680	30.640	57.128	2	79.840
10	89	David MUNRO	Yamaha	R6 600	S6	8	7:57.127	33.087	57.347	3	79.535
11	36	Graham PATTERSON	Kawasaki	ZX10R	C	8	8:11.373	47.333	59.123	4	77.146
12	73	Ray MALONEY	Kawasaki	ER6	SL	8	8:12.619	48.579	59.226	6	77.012
13	50	Finlay BAIN	Yamaha	R6 600	PI6	7	7:37.599	1 Lap	1:03.942	4	71.332
14	34	Charles MORRISON	Kawasaki	ZXR400	SL	7	8:27.701	1 Lap	1:10.063	2	65.100
Not classified											
DNF	6	Calum MacLEAN	Suzuki	GSXR1000	C	6	5:54.716	DNF	57.230	6	79.698

Margin of Victory	Avg. Speed	Best Lap Tm	Best Speed	Best Lap by
12.929	82.174	53.456	85.324	44 - David PRENTICE

Clerk of the Course.

Orbits

Sig : Time :
Chief Timekeeper : Ian Sharp (SMART Timing)

Results available at www.mylaps.com and www.smart-timing.co.uk

Printed: 06/06/2016 18:51:07



KMSC National Motorcycle Racing AC

Novice Race

Knockhill 1.267 miles

Race 31 - 2nd Race

05/06/2016 16:00

Race (8 Laps) started at 16:09:52

Lap	Time of Day	Lap Tm	S1	S2	S3	SFSpd	S1Spd
(44) David PRENTICE							
1	16:10:52.518	54.748	16.295	20.805	17.648	92.054	118.565
2	16:11:45.974	53.456	15.318	20.543	17.595	143.392	121.572
3	16:12:39.652	53.678	15.247	20.741	17.690	141.577	120.265
4	16:13:33.945	54.293	15.589	20.944	17.760	140.687	120.480
5	16:14:28.810	54.865	15.734	21.034	18.097	140.099	118.775
6	16:15:24.206	55.396	15.833	21.212	18.351	140.687	115.903
7	16:16:21.007	56.801	15.950	22.613	18.238	139.517	114.714
8	16:17:16.951	55.944	15.583	21.894	18.467	142.782	119.196
(45) Gary HOPKINS							
1	16:10:53.876	55.979	16.822	21.227	17.930	91.928	122.014
2	16:11:49.303	55.427	15.958	21.107	18.362	135.571	120.049
3	16:12:45.066	55.763	16.086	21.385	18.292	133.415	121.352
4	16:13:41.373	56.307	16.096	21.668	18.543	135.571	121.133
5	16:14:38.154	56.781	16.383	21.706	18.692	130.560	119.835
6	16:15:34.548	56.394	16.278	21.602	18.514	129.053	121.572
7	16:16:30.666	56.118	16.109	21.608	18.401	132.886	121.792
8	16:17:29.880	59.214	16.061	23.150	20.003	131.070	123.360
(87) Steven ALLISON							
1	16:10:56.139	58.021	17.263	21.851	18.907	88.532	116.304
2	16:11:52.488	56.349	16.098	21.321	18.930	132.362	116.304
3	16:12:49.095	56.607	16.281	21.536	18.790	131.842	116.103
4	16:13:45.900	56.805	16.315	21.596	18.894	131.584	112.220
5	16:14:42.735	56.835	16.619	21.371	18.845	129.053	113.357
6	16:15:39.811	57.076	16.486	21.725	18.865	129.551	113.742
7	16:16:36.326	56.515	16.223	21.554	18.738	130.053	112.786
8	16:17:33.007	56.681	16.234	21.706	18.741	129.302	112.976
(41) Lukasz PIEC							
1	16:10:56.796	58.061	17.215	22.464	18.382	93.857	107.544
2	16:11:54.459	57.663	16.802	22.052	18.809	129.802	105.349
3	16:12:51.448	56.989	16.637	21.923	18.429	122.908	115.903
4	16:13:47.720	56.272	15.897	21.992	18.383	134.754	109.118
5	16:14:45.045	57.325	16.840	22.071	18.414	129.302	109.653
6	16:15:41.661	56.616	16.395	21.977	18.244	129.802	107.717
7	16:16:38.465	56.804	16.320	21.592	18.892	131.326	115.903
8	16:17:34.790	56.325	15.875	21.969	18.481	139.808	117.940
(35) Kevin GILES							
1	16:10:56.372	58.154	17.415	22.112	18.627	86.814	114.129
2	16:11:54.143	57.771	16.862	21.896	19.013	137.234	115.703
3	16:12:50.685	56.542	16.242	21.461	18.839	139.227	116.103
4	16:13:47.837	57.152	16.295	21.883	18.974	137.798	117.116
5	16:14:44.718	56.881	16.425	21.614	18.842	135.571	116.304
6	16:15:41.661	56.943	16.451	21.753	18.739	136.398	115.703
7	16:16:39.465	57.804	16.675	22.179	18.950	138.081	115.305
8	16:17:37.769	58.304	16.345	23.070	18.889	138.366	117.733
(17) Roddy MacLEOD							
1	16:10:58.596	1:00.081	17.922	23.098	19.061	90.686	110.374
2	16:11:56.110	57.514	16.475	21.939	19.100	135.025	113.742
3	16:12:53.286	57.176	16.255	21.943	18.978	134.754	112.976
4	16:13:51.495	58.209	16.508	22.180	19.521	131.326	114.129
5	16:14:49.391	57.896	16.486	22.216	19.194	132.624	113.549
6	16:15:47.216	57.825	16.270	22.369	19.186	135.025	112.220
7	16:16:44.521	57.305	16.273	21.929	19.103	135.025	111.105
8	16:17:42.489	57.968	16.628	22.248	19.092	134.215	110.374
(58) Barry STEWART							
1	16:10:55.997	57.973	16.959	22.029	18.985	92.308	117.116
2	16:11:54.265	58.268	16.653	22.173	19.442	133.415	114.714
3	16:12:52.608	58.343	16.981	22.146	19.216	131.842	113.935
4	16:13:52.280	59.672	16.582	22.447	20.643	135.571	114.323
5	16:14:50.016	57.736	16.424	22.031	19.281	131.584	114.518
6	16:15:47.566	57.550	16.179	22.192	19.179	136.121	114.518
7	16:16:45.726	58.160	16.852	21.954	19.354	131.842	113.935
8	16:17:43.566	57.840	16.261	22.061	19.518	134.484	114.518
(129) Martin HERRIOT							
1	16:11:00.099	1:00.046	17.746	22.947	19.353	94.785	114.323
2	16:11:57.953	57.854	16.747	21.904	19.203	132.624	114.129

Lap	Time of Day	Lap Tm	S1	S2	S3	SFSpd	S1Spd
3	16:12:55.868	57.915	17.075	21.710	19.130	132.362	112.597
4	16:13:53.642	57.774	16.985	21.786	19.003	132.624	113.166
5	16:14:51.170	57.528	16.482	22.016	19.030	133.150	114.129
6	16:15:49.393	58.223	16.433	22.793	18.997	133.150	114.323
7	16:16:46.991	57.598	16.797	21.850	18.951	134.754	111.846
8	16:17:44.701	57.710	16.624	22.190	18.896	131.842	112.597
(82) Geraint JONES							
1	16:10:58.064	59.079	17.419	22.667	18.993	96.419	110.556
2	16:11:55.192	57.128	16.122	22.124	18.882	138.652	120.697
3	16:12:52.810	57.618	16.304	22.362	18.952	137.516	116.103
4	16:13:53.889	1:01.079	18.949	22.406	19.724	136.398	111.105
5	16:14:51.800	57.911	17.012	22.108	18.791	120.049	120.697
6	16:15:50.800	59.000	16.500	23.029	19.471	133.150	121.572
7	16:16:49.550	58.750	16.591	22.860	19.299	132.362	117.733
8	16:17:47.591	58.041	16.219	22.144	19.678	132.624	119.835
(89) David MUNRO							
1	16:10:59.016	1:00.063	17.930	23.094	19.039	89.239	114.323
2	16:11:56.872	57.856	16.736	22.105	19.015	131.326	115.703
3	16:12:54.219	57.347	16.469	22.014	18.864	132.362	117.321
4	16:13:52.461	58.242	16.811	22.103	19.328	127.339	116.304
5	16:14:51.706	59.245	17.091	23.074	19.080	127.098	111.474
6	16:15:51.552	59.846	17.298	22.788	19.760	130.560	115.703
7	16:16:50.486	58.934	16.971	22.551	19.412	130.053	117.321
8	16:17:50.038	59.552	17.235	22.779	19.538	130.814	109.296
(36) Graham PATTERSON							
1	16:11:04.177	1:04.594	19.326	25.147	20.121	94.252	104.043
2	16:12:03.792	59.615	16.737	23.337	19.541	128.559	121.352
3	16:13:03.462	59.670	16.776	23.291	19.603	128.805	116.709
4	16:14:02.585	59.123	16.803	23.059	19.261	124.044	118.565
5	16:15:01.732	59.147	16.746	23.078	19.323	125.670	119.835
6	16:16:01.633	59.901	16.903	23.463	19.535	130.306	116.912
7	16:17:03.682	1:02.049	16.902	25.340	19.807	120.697	116.304
8	16:18:04.284	1:00.602	17.047	23.738	19.817	127.339	116.103
(73) Ray MALONEY							
1	16:11:01.467	1:02.611	19.040	23.543	20.028	87.153	100.011
2	16:12:02.083	1:00.616	17.485	23.228	19.903	122.236	100.762
3	16:13:02.909	1:00.826	17.562	23.075	20.189	122.014	101.371
4	16:14:03.787	1:00.878	17.367	23.399	20.112	119.835	102.142
5	16:15:03.807	1:00.020	17.549	22.659	19.812	119.196	103.084
6	16:16:03.033	59.226	17.143	22.307	19.776	121.572	101.987
7	16:17:05.155	1:02.122	17.343	24.798	19.981	120.480	103.402
8	16:18:05.530	1:00.375	17.185	22.640	20.550	120.049	103.561
(50) Finlay BAIN							
1	16:11:04.548	1:05.110	19.150	25.013	20.947	94.651	103.402
2	16:12:09.145	1:04.597	18.373	25.134	21.090	121.352	100.762
3	16:13:13.390	1:04.245	18.157	24.954	21.134	122.908	97.967
4	16:14:17.332	1:03.942	18.363	24.491	21.088	119.621	97.257
5	16:15:21.493	1:04.161	17.976				

KMSC National Motorcycle Racing AC

Lapchart

Novice Race

Knockhill 1.267 miles

Race 31 - 2nd Race

05/06/2016 16:00

Race (8 Laps) started at 16:09:52

Competitors	Laps									
	0	1	2	3	4	5	6	7	8	
David PRENTICE (44)	1	44	44	44	44	44	44	44	44	44
Gary HOPKINS (45)	2	45	45	45	45	45	45	45	45	45
Barry STEWART (58)	3	58	58	87	87	87	87	87	87	87
Steven ALLISON (87)	4	87	87	35	35	41	35	41	41	41
Kevin GILES (35)	5	35	35	58	41	35	41	35	35	35
Roddy MacLEOD (17)	6	17	41	41	58	17	17	17	17	17
Lukasz PIEC (41)	7	41	82	82	82	58	58	58	58	58
Ray MALONEY (73)	8	73	17	17	17	89	6	6	129	129
David MUNRO (89)	9	89	89	89	89	6	129	129	82	82
Geraint JONES (82)	10	82	6	6	6	129	89	82	89	89
Calum MacLEAN (6)	11	6	129	129	129	82	82	89	36	36
Finlay BAIN (50)	12	50	73	73	73	36	36	36	73	73
Graham PATTERSON (36)	13	36	36	36	36	73	73	73	50	
Martin HERRIOT (129)	14	129	50	50	50	50	50	50	34	
Charles MORRISON (34)	15	34	34	34	34	34	34			

Margin of Victory	Avg. Speed	Best Lap Tm	Best Speed	Best Lap by
12.929	82.174	53.456	85.324	44 - David PRENTICE

Clerk of the Course.

Orbits

Sig : Time :
 Chief Timekeeper : Ian Sharp (SMART Timing)
 Results available at www.mylaps.com and www.smart-timing.co.uk

