

Knockhill

6th/7th August 2016

Knockhill Motor Sports Club Scottish Championship Bike Meeting Reverse direction



S.M.A.R.T.

Scottish Motorsports Automatic Race Timing

Ravenslea, Melrose Road, Galashiels, TD1 2AT

Telephone : 01896 – 752447

Qualifying Results

KMSC National Motorcycle Racing AC

Sorted on best lap time

Scottish Championship Lightweights.

Knockhill 1.267 miles

Warm Up 1

06/08/2016 09:15

Practice (10:00 Time) started at 9:06:12

Pos	No.	Name	Make/Model	CC	Class	Laps	Best Tm	In Lap Diff	Best Speed	2nd Best
1	49	Paul McCLUNG	Kawasaki	ER6	SL	8	55.523		82.148	56.350
2	119	Kristopher DUNCAN	Kawasaki	ER6	SL	9	56.433	0.910	80.823	56.532
3	15	Keith DICKIE	Kawasaki	ER6	SL	6	57.360	1.837	79.517	57.532
4	14	Scott GORDON	Kawasaki	ER6	SL	9	58.232	2.709	78.326	58.719
5	5	Gillian McGAW	Kawasaki	650	SL	8	58.751	3.228	77.634	58.876
6	11	Lewis PATERSON	Suzuki	SV650	SL	8	58.753	3.230	77.632	59.354
7	800	Gordon CLARK	Kawasaki	ZXR400	SL	8	59.381	3.858	76.811	59.432
8	55	Tom ROBINSON	Aprilia	RRV 450	SL	8	59.640	4.117	76.477	1:00.120
9	21	Grant REID	Kawasaki	ER6	SL	8	59.669	4.146	76.440	59.728
10	66	Kevin WATRET	Kawasaki	ER6	SL	8	59.973	4.450	76.052	1:00.395
11	24	Alex REID	Suzuki	650	SL	8	1:00.641	5.118	75.215	1:00.698
12	16	Gerry KEIRNAN	Suzuki	SV650	SL	8	1:00.938	5.415	74.848	1:01.434
13	4	Alan GIBSON	Suzuki	SV650	SL	4	1:01.196	5.673	74.533	1:01.231
14	79	Ashley ROBSON	Kawasaki	ZXR400	SL	6	1:01.712	6.189	73.909	1:01.956
15	39	Stuart HAMILTON	Kawasaki	ER650	SL	6	1:02.137	6.614	73.404	1:03.109
16	134	Kenneth THIRLWALL	Kawasaki	ER6	SL	8	1:02.268	6.745	73.249	1:02.446
17	25	Jim PURVIS	Yamaha	FZR400	SL	7	1:02.759	7.236	72.676	1:03.414
18	77	Steven CRICHTON	Suzuki	SV650	SL	7	1:02.858	7.335	72.562	1:02.879
19	112	Gordon MILLAR	Suzuki	SV650	SL	8	1:03.345	7.822	72.004	1:03.853
20	900	Dean CRAWFORD	Suzuki	SV650	SL	8	1:03.378	7.855	71.966	1:04.300
21	74	Christine WATSON	Suzuki	SV650	SL	8	1:04.227	8.704	71.015	1:04.642
22	118	Rod WALKER	Kawasaki	ZXR400	SL	7	1:07.794	12.271	67.279	1:08.576

Clerk of the Course.

Orbits

Sig : Time :
 Chief Timekeeper : Ian Sharp (SMART Timing)
 Results available at www.mylaps.com and www.smart-timing.co.uk



Qualifying Results

KMSC National Motorcycle Racing AC

Scottish Championship Lightweights.

Knockhill 1.267 miles

Warm Up 1

06/08/2016 09:15

Practice (10:00 Time) started at 9:06:12

Lap	Time of Day	Lap Tm	S1	S2	S3	SFSpd	S1Spd
(49) Paul McCLUNG							
1	9:07:37.427	1:04.057	19.226	24.195	20.636	1.056	111.474
2	9:08:34.948	57.521	16.660	21.150	19.711	1.177	113.742
3	9:09:32.864	57.916	15.444	22.029	20.443	1.169	115.305
4	9:10:29.258	56.394	16.094	20.728	19.572	1.201	113.166
5	9:11:24.781	55.523	15.736	20.559	19.228	1.220	114.129
6	9:12:21.131	56.350	15.521	20.771	20.058	1.202	112.786
7	9:13:17.529	56.398	15.966	20.897	19.535	1.201	115.703
8	9:14:14.812	57.283	15.720	20.607	20.956	1.182	114.910

Lap	Time of Day	Lap Tm	S1	S2	S3	SFSpd	S1Spd
(119) Kristopher DUNCAN							
1	9:07:43.534	1:08.449	19.795	25.865	22.789	0.988	92.690
2	9:08:43.266	59.732	16.476	22.889	20.367	1.134	112.597
3	9:09:41.384	58.118	16.236	22.021	19.861	1.165	112.220
4	9:10:38.227	56.843	15.744	21.625	19.474	1.192	112.786
5	9:11:34.769	56.542	15.567	21.407	19.568	1.198	112.786
6	9:12:32.331	57.562	15.322	21.332	20.908	1.177	111.660
7	9:13:28.764	56.433	15.462	21.607	19.364	1.200	112.408
8	9:14:25.296	56.532	15.380	21.498	19.654	1.198	113.166
9	9:15:22.113	56.817	15.652	21.719	19.446	1.193	113.166

Lap	Time of Day	Lap Tm	S1	S2	S3	SFSpd	S1Spd
(15) Keith DICKIE							
1	9:07:35.372	1:06.957	20.992	24.425	21.540	1.011	105.020
2	9:08:35.031	59.659	17.085	22.340	20.234	1.136	110.193
3	9:09:33.401	58.370	16.648	21.642	20.080	1.160	111.290
4	9:10:31.040	57.639	16.223	21.613	19.803	1.175	112.220
5	9:11:28.400	57.360	16.057	21.444	19.859	1.181	110.739
6	9:12:25.932	57.532	16.227	21.471	19.834	1.177	111.474

Lap	Time of Day	Lap Tm	S1	S2	S3	SFSpd	S1Spd
(14) Scott GORDON							
1	9:07:35.877	1:10.760	20.287	26.937	23.536	0.957	93.465
2	9:08:37.730	1:01.853	17.482	22.825	21.546	1.095	99.863
3	9:09:38.575	1:00.845	16.868	22.973	21.004	1.114	100.460
4	9:10:37.545	58.970	16.412	22.227	20.331	1.149	100.460
5	9:11:36.264	58.719	16.228	22.104	20.387	1.155	100.460
6	9:12:34.496	58.232	16.174	21.657	20.401	1.164	102.142
7	9:13:33.327	58.831	16.505	21.903	20.423	1.152	99.419
8	9:14:32.075	58.748	16.453	21.899	20.396	1.154	100.762
9	9:15:31.659	59.584	16.494	22.289	20.801	1.138	100.161

Lap	Time of Day	Lap Tm	S1	S2	S3	SFSpd	S1Spd
(5) Gillian McGAW							
1	9:07:47.965	1:13.174	22.358	26.981	23.835	0.924	105.681
2	9:08:54.025	1:06.060	19.272	24.707	22.081	1.024	106.183
3	9:09:56.853	1:02.828	18.263	23.657	20.908	1.077	107.372
4	9:10:58.239	1:01.386	17.240	23.337	20.809	1.103	110.374
5	9:11:58.959	1:00.720	17.242	22.996	20.482	1.115	106.689
6	9:12:58.965	1:00.006	16.983	22.629	20.394	1.128	108.238
7	9:13:57.716	58.751	16.528	22.196	20.027	1.152	109.832
8	9:14:56.592	58.876	16.445	22.104	20.327	1.150	109.832

Lap	Time of Day	Lap Tm	S1	S2	S3	SFSpd	S1Spd
(11) Lewis PATERSON							
1	9:07:39.738	1:13.521	22.803	27.457	23.261	0.920	93.857
2	9:08:42.888	1:03.150	17.629	23.836	21.685	1.072	105.020
3	9:09:43.641	1:00.753	16.935	22.688	21.130	1.115	104.366
4	9:10:43.553	59.912	16.566	22.521	20.825	1.131	104.529
5	9:11:43.947	1:00.394	16.268	23.295	20.831	1.122	105.515
6	9:12:43.301	59.354	16.361	22.375	20.618	1.141	105.848
7	9:13:43.266	59.965	16.364	22.805	20.796	1.130	106.183
8	9:14:42.019	58.753	16.230	22.025	20.498	1.153	106.689

Lap	Time of Day	Lap Tm	S1	S2	S3	SFSpd	S1Spd
(800) Gordon CLARK							
1	9:07:44.602	1:14.737	22.238	28.289	24.210	0.905	89.477
2	9:08:51.053	1:06.451	19.092	25.192	22.167	1.019	102.926
3	9:09:52.209	1:01.156	17.421	23.129	20.606	1.107	106.015
4	9:10:53.355	1:01.146	16.901	22.953	21.292	1.108	107.717

Lap	Time of Day	Lap Tm	S1	S2	S3	SFSpd	S1Spd
5	9:11:53.921	1:00.566	16.546	23.192	20.828	1.118	106.183
6	9:12:53.302	59.381	16.520	22.217	20.644	1.141	107.890
7	9:13:52.734	59.432	16.354	22.432	20.646	1.140	106.859
8	9:14:52.395	59.661	16.528	22.605	20.528	1.135	107.030

Lap	Time of Day	Lap Tm	S1	S2	S3	SFSpd	S1Spd
(55) Tom ROBINSON							
1	9:07:35.688	1:13.168	21.803	27.669	23.696	0.925	85.596
2	9:08:39.996	1:04.308	18.165	24.389	21.754	1.053	101.371
3	9:09:41.604	1:01.608	17.169	23.439	21.000	1.100	105.020
4	9:10:41.724	1:00.120	16.574	22.749	20.797	1.127	106.183
5	9:11:42.559	1:00.835	16.536	23.498	20.801	1.114	98.979
6	9:12:42.199	59.640	16.206	22.617	20.817	1.136	107.201
7	9:13:43.129	1:00.930	16.858	22.822	21.250	1.112	100.011
8	9:14:43.420	1:00.291	16.724	22.650	20.917	1.124	103.402

Lap	Time of Day	Lap Tm	S1	S2	S3	SFSpd	S1Spd
(21) Grant REID							
1	9:07:45.169	1:12.033	21.783	27.806	22.444	0.939	90.686
2	9:08:50.525	1:05.356	18.381	24.702	22.273	1.035	107.372
3	9:09:51.677	1:01.152	17.076	23.052	21.024	1.107	109.296
4	9:10:52.907	1:01.230	16.973	23.039	21.218	1.106	110.012
5	9:11:52.787	59.880	16.622	22.492	20.766	1.131	107.890
6	9:12:52.689	59.902	16.616	22.470	20.816	1.131	107.717
7	9:13:52.358	59.669	16.309	22.470	20.890	1.135	108.764
8	9:14:52.086	59.728	16.703	22.440	20.585	1.134	107.544

Lap	Time of Day	Lap Tm	S1	S2	S3	SFSpd	S1Spd
(66) Kevin WATRET							
1	9:07:43.590	1:12.529	20.640	27.607	24.282	0.933	96.419
2	9:08:47.191	1:03.601	17.656	24.681	21.264	1.064	106.689
3	9:09:48.623	1:01.432	16.753	23.769	20.910	1.102	107.890
4	9:10:50.107	1:01.484	16.870	23.784	20.830	1.101	108.238
5	9:11:50.846	1:00.739	16.545	23.550	20.644	1.115	108.941
6	9:12:51.418	1:00.572	16.545	23.475	20.552	1.118	107.890
7	9:13:51.813	1:00.395	16.459	23.313	20.623	1.121	108.238
8	9:14:51.786	59.973	16.218	23.149	20.606	1.129	108.588

Lap	Time of Day	Lap Tm	S1	S2	S3	SFSpd	S1Spd
(24) Alex REID							
1	9:07:47.936	1:15.068	22.247	28.710	24.111	0.901	85.487
2	9:08:54.603	1:06.667	19.643	25.009	22.015	1.015	99.566
3	9:09:58.044	1:03.441	17.901	24.087	21.453	1.067	100.310
4	9:11:01.610	1:03.566	17.238	24.260	22.068	1.065	102.142
5	9:12:02.386	1:00.776	16.610	23.007	21.159	1.115	102.798
6	9:13:03.084	1:00.698	16.758	22.867	21.073	1.116	102.611
7	9:14:04.072	1:00.988	16.491	22.747	21.750	1.111	101.678
8	9:15:04.713	1:00.641	16.908	22.899	20.834	1.117	101.218

Lap	Time of Day	Lap Tm	S1	S2	S3	SFSpd	S1Spd
(16) Gerry KEIRNAN							
1	9:07:52.930	1:18.664	24.487	29.181	24.996	0.860	86.146
2	9:09:02.222	1:09.292	18.991	26.472	23.829	0.977	97.824
3	9:10:05.851	1:03.629	17.485	24.591	21.553	1.064	101.371
4	9:11:10.254	1:04.403	17.819	24.545	22.039	1.051	104.204
5	9:12:12.240	1:01.986	17.011	23.418	21.557	1.093	105.184
6	9:13:13.770						

Qualifying Results

KMSC National Motorcycle Racing AC

Scottish Championship Lightweights.

Knockhill 1.267 miles

Warm Up 1

06/08/2016 09:15

Practice (10:00 Time) started at 9:06:12

Lap	Time of Day	Lap Tm	S1	S2	S3	SFSpd	S1Spd	Lap	Time of Day	Lap Tm	S1	S2	S3	SFSpd	S1Spd
5	9:11:59.656	1:02.172	17.039	23.033	22.100	1.091	103.882	7	9:14:28.754	1:04.642	17.860	24.559	22.223	1.048	99.566
6	9:13:01.368	1:01.712	17.219	22.901	21.592	1.098	103.084	8	9:15:32.981	1:04.227	17.570	24.092	22.565	1.055	101.066

(39) Stuart HAMILTON

1	9:07:47.524	1:15.041	22.275	28.553	24.213	0.901	87.153
2	9:08:55.320	1:07.796	19.478	25.961	22.357	0.998	103.242
3	9:10:00.986	1:05.666	18.329	24.885	22.452	1.031	106.183
4	9:11:03.123	1:02.137	17.095	23.550	21.492	1.090	107.890
5	9:12:07.072	1:03.949	17.556	24.195	22.198	1.059	107.544
6	9:13:10.181	1:03.109	17.243	24.377	21.489	1.073	108.588

(118) Rod WALKER

1	9:07:44.536	1:22.689	24.078	30.756	27.855	0.819	85.487
2	9:09:02.641	1:18.105	23.264	29.035	25.806	0.867	86.368
3	9:10:16.238	1:13.597	21.732	27.523	24.342	0.920	85.270
4	9:11:26.007	1:09.769	19.538	26.422	23.809	0.971	88.884
5	9:12:34.748	1:08.741	19.494	25.612	23.635	0.986	90.198
6	9:13:43.324	1:08.576	19.507	25.428	23.641	0.988	88.068
7	9:14:51.118	1:07.794	19.755	25.286	22.753	1.000	89.120

(134) Kenneth THIRLWALL

1	9:07:43.276	1:17.767	24.067	28.975	24.725	0.871	86.814
2	9:08:54.169	1:10.893	21.836	25.957	23.100	0.955	97.540
3	9:10:00.924	1:06.755	19.252	24.780	22.723	1.014	103.402
4	9:11:07.856	1:06.932	19.547	24.777	22.608	1.011	103.561
5	9:12:12.796	1:04.940	17.640	24.392	22.908	1.042	103.882
6	9:13:15.927	1:03.131	17.776	23.754	21.601	1.072	107.030
7	9:14:18.373	1:02.446	17.181	23.243	22.022	1.084	107.372
8	9:15:20.641	1:02.268	17.446	23.146	21.676	1.087	107.544

(25) Jim PURVIS

1	9:07:45.344	1:13.979	23.070	27.291	23.618	0.914	91.303
2	9:08:51.886	1:06.542	18.857	25.216	22.469	1.017	101.987
3	9:09:56.732	1:04.846	17.810	24.615	22.421	1.044	103.721
4	9:11:01.619	1:04.887	17.942	24.531	22.414	1.044	99.863
5	9:12:05.033	1:03.414	17.587	23.992	21.835	1.068	100.460
6	9:13:07.792	1:02.759	16.842	24.124	21.793	1.079	104.856
7	9:14:11.635	1:03.843	17.022	24.700	22.121	1.061	103.721

(77) Steven CRICHTON

1	9:07:48.912	1:18.349	23.846	30.205	24.298	0.863	88.183
2	9:09:00.302	1:11.390	19.483	28.725	23.182	0.948	91.179
3	9:10:05.596	1:05.294	18.811	24.596	21.887	1.037	101.066
4	9:11:10.818	1:05.222	18.651	24.643	21.928	1.038	103.084
5	9:12:15.422	1:04.604	18.030	24.939	21.635	1.048	101.371
6	9:13:18.280	1:02.858	17.584	23.722	21.552	1.078	102.926
7	9:14:21.159	1:02.879	17.519	23.543	21.817	1.078	101.371

(112) Gordon MILLAR

1	9:07:52.199	1:15.655	22.039	29.071	24.545	0.894	90.686
2	9:09:01.584	1:09.385	19.081	26.440	23.864	0.976	100.310
3	9:10:08.134	1:06.550	18.090	25.969	22.491	1.018	100.011
4	9:11:13.130	1:04.996	17.797	24.886	22.313	1.042	102.454
5	9:12:17.937	1:04.807	17.648	24.766	22.393	1.045	101.678
6	9:13:21.790	1:03.853	17.398	24.459	21.996	1.061	101.832
7	9:14:25.971	1:04.181	17.746	24.319	22.116	1.055	101.524
8	9:15:29.316	1:03.345	17.490	23.802	22.053	1.070	101.678

(900) Dean CRAWFORD

1	9:07:47.140	1:18.718	25.001	29.093	24.624	0.859	87.952
2	9:08:57.959	1:10.819	21.057	27.056	22.706	0.956	92.435
3	9:10:04.277	1:06.318	19.550	24.712	22.056	1.021	101.066
4	9:11:09.657	1:05.380	19.147	24.351	21.882	1.036	101.218
5	9:12:15.012	1:05.355	18.519	25.030	21.806	1.036	100.310
6	9:13:19.312	1:04.300	18.636	24.230	21.434	1.053	100.310
7	9:14:22.690	1:03.378	18.306	23.424	21.648	1.069	100.762
8	9:15:27.453	1:04.763	18.868	23.537	22.358	1.046	100.611

(74) Christine WATSON

1	9:07:51.431	1:15.805	22.748	28.486	24.571	0.892	93.595
2	9:09:02.148	1:10.717	19.614	27.010	24.093	0.957	98.543
3	9:10:09.328	1:07.180	18.931	25.660	22.589	1.008	96.558
4	9:11:14.436	1:05.108	18.350	24.551	22.207	1.040	100.914
5	9:12:19.464	1:05.028	18.185	24.504	22.339	1.042	100.762
6	9:13:24.112	1:04.648	18.039	24.223	22.386	1.048	101.066

Clerk of the Course.

Sig :

Time :

Chief Timekeeper : Ian Sharp (SMART Timing)

Results available at www.mylaps.com and www.smart-timing.co.uk

Printed: 07/08/2016 18:58:54

Orbits



Qualifying Results

KMSC National Motorcycle Racing AC

Sorted on best lap time

National Pre-Injection 600

Knockhill 1.267 miles

Warm Up 1

06/08/2016 09:30

Practice (10:00 Time) started at 9:17:02

Pos	No.	Name	Make/Model	CC	Class	Laps	Best Tm	In Lap Diff	Best Speed	2nd Best	
1	48	David McCAFFERTY	Yamaha	R6 600	Pl6	8	55.627	7	81.994	55.892	
2	47	Steven HADDOW	Yamaha	R6 600	Pl6	7	55.956	6	0.329	81.512	56.043
3	26	Alan McGREGOR	Yamaha	R6	Pl6	7	56.176	7	0.549	81.193	56.180
4	91	Lewis SHAND	Yamaha	R6 600	Pl6	7	56.976	7	1.349	80.053	57.172
5	15	Jon DICKIE	Yamaha	R6 600	Pl6	7	57.156	6	1.529	79.801	57.645
6	41	Kieran MURRAY	Kawasaki	ZX6 600	Pl6	5	57.671	4	2.044	79.088	57.824
7	89	Alex BASS	Yamaha	R6 600	Pl6	7	57.729	4	2.102	79.009	57.830
8	6	James WILKEN	Yamaha	R6 600	Pl6	6	58.453	5	2.826	78.030	1:00.016
9	129	Martin HERRIOT	Yamaha	R6 600	Pl6	7	58.671	7	3.044	77.740	58.943
10	88	Brian MARR	Yamaha	R6 600	Pl6	5	58.685	4	3.058	77.722	59.016
11	60	Douglas BROWN	Yamaha	R6 600	Pl6	7	59.136	7	3.509	77.129	59.186
12	118	Craig MOFFAT	Yamaha	R6 600	Pl6	7	59.425	4	3.798	76.754	59.815
13	117	Joe HENDRIE	Yamaha	R6 600	Pl6	7	59.737	7	4.110	76.353	59.927
14	123	Graham BLACKIE	Honda	CBR600	Pl6	7	1:00.613	5	4.986	75.249	1:00.865
15	113	Alan JACKSON	Honda	CBR 600	Pl6	7	1:01.538	7	5.911	74.118	1:01.577
16	11	Ross WATTS	Yamaha	YZF R6 600	Pl6	7	1:01.977	5	6.350	73.593	1:02.219
17	73	Fraser CAMERON	Yamaha	R6 600	Pl6	4	1:04.016	4	8.389	71.249	1:04.422
18	79	Jimmy ROTHERY	Yamaha	R6 600	Pl6	3	1:04.873	3	9.246	70.308	1:05.983
19	27	Darren ANDERSON	Kawasaki	ZXR 600	Pl6	6	1:10.792	5	15.165	64.429	1:13.632

Clerk of the Course.

Orbits

Sig :

Time :

Chief Timekeeper : Ian Sharp (SMART Timing)

Results available at www.mylaps.com and www.smart-timing.co.uk

Printed: 07/08/2016 18:35:44



Qualifying Results

KMSC National Motorcycle Racing AC

National Pre-Injection 600

Knockhill 1.267 miles

Warm Up 1

06/08/2016 09:30

Practice (10:00 Time) started at 9:17:02

Lap	Time of Day	Lap Tm	S1	S2	S3	SFSpd	S1Spd
(48) David McCAFFERTY							
1	9:18:17.995	1:05.264	20.608	24.332	20.324	44.005	112.597
2	9:19:16.497	58.502	16.848	22.309	19.345	130.053	115.504
3	9:20:14.039	57.542	16.384	21.662	19.496	131.584	116.506
4	9:21:11.914	57.875	16.393	21.770	19.712	131.842	118.147
5	9:22:08.470	56.556	16.114	21.440	19.002	132.886	117.940
6	9:23:04.362	55.892	15.847	21.211	18.834	133.680	117.733
7	9:23:59.989	55.627	15.622	21.288	18.717	134.484	118.985
8	9:24:56.744	56.755	15.491	21.300	19.964	135.298	119.196

Lap	Time of Day	Lap Tm	S1	S2	S3	SFSpd	S1Spd
(47) Steven HADDOW							
1	9:18:28.715	1:12.205	24.595	26.180	21.430	41.812	82.240
2	9:19:28.289	59.574	17.292	21.873	20.409	128.313	115.703
3	9:20:26.605	58.316	17.446	21.847	19.023	122.459	111.846
4	9:21:24.173	57.568	16.331	22.198	19.039	133.947	106.015
5	9:22:20.216	56.043	16.205	21.120	18.718	138.081	115.305
6	9:23:16.172	55.956	15.771	20.932	19.253	136.398	117.321
7	9:24:16.326	1:00.154	18.869	22.872	18.413	125.905	79.700

Lap	Time of Day	Lap Tm	S1	S2	S3	SFSpd	S1Spd
(26) Alan McGREGOR							
1	9:18:31.984	1:12.691	24.663	26.638	21.390	50.006	92.818
2	9:19:32.900	1:00.916	17.359	23.341	20.216	129.302	117.526
3	9:20:31.646	58.746	16.387	22.380	19.979	131.584	118.985
4	9:21:27.879	56.233	15.883	21.309	19.041	133.947	118.147
5	9:22:26.705	58.826	16.006	21.579	21.241	132.624	119.835
6	9:23:22.885	56.180	15.882	21.473	18.825	129.551	119.196
7	9:24:19.061	56.176	15.957	21.263	18.956	131.584	118.565

Lap	Time of Day	Lap Tm	S1	S2	S3	SFSpd	S1Spd
(91) Lewis SHAND							
1	9:18:27.916	1:11.935	24.757	25.748	21.430	40.795	90.077
2	9:19:27.064	59.148	17.043	22.451	19.654	123.815	118.356
3	9:20:24.642	57.578	15.839	22.382	19.357	136.121	120.265
4	9:21:22.864	58.222	16.799	22.498	18.925	132.362	120.049
5	9:22:20.127	57.263	16.102	22.190	18.971	134.215	120.915
6	9:23:17.299	57.172	15.881	21.410	19.881	135.571	119.196
7	9:24:14.275	56.976	16.879	21.398	18.699	106.015	117.733

Lap	Time of Day	Lap Tm	S1	S2	S3	SFSpd	S1Spd
(15) Jon DICKIE							
1	9:18:25.301	1:10.085	22.897	26.179	21.009	40.795	108.064
2	9:19:25.219	59.918	17.342	22.977	19.599	129.053	115.903
3	9:20:24.682	59.463	17.047	22.835	19.581	132.624	115.504
4	9:21:22.928	58.246	16.718	22.337	19.191	125.435	116.709
5	9:22:21.552	58.624	16.755	22.585	19.284	126.857	116.912
6	9:23:18.708	57.156	15.913	21.951	19.292	131.584	117.733
7	9:24:16.353	57.645	16.409	22.158	19.078	129.551	116.709

Lap	Time of Day	Lap Tm	S1	S2	S3	SFSpd	S1Spd
(41) Kieran MURRAY							
1	9:18:30.898	1:06.451	20.082	25.350	21.019	52.882	98.833
2	9:19:29.943	59.045	16.801	22.520	19.724	131.584	116.709
3	9:20:27.767	57.824	16.709	21.950	19.165	132.624	116.304
4	9:21:25.438	57.671	16.238			133.150	116.506
5	9:22:23.803	58.365	16.075	22.801	19.489	138.081	115.903

Lap	Time of Day	Lap Tm	S1	S2	S3	SFSpd	S1Spd
(89) Alex BASS							
1	9:18:24.709	1:10.296	23.070	25.680	21.546	41.095	99.714
2	9:19:24.640	59.931	17.536	22.693	19.702	121.352	116.709
3	9:20:24.392	59.752	17.372	22.703	19.677	129.053	116.709
4	9:21:22.121	57.729	16.460	21.878	19.391	131.584	118.565
5	9:22:20.201	58.080	16.645	22.149	19.286	130.560	117.733
6	9:23:18.031	57.830	16.753	21.637	19.440	129.053	119.196
7	9:24:15.972	57.941	16.822	21.772	19.347	127.339	115.903

Lap	Time of Day	Lap Tm	S1	S2	S3	SFSpd	S1Spd
(6) James WILKEN							
1	9:18:32.335	1:12.549	24.433	26.694	21.422	50.878	95.595
2	9:19:34.513	1:02.178	18.232	24.014	19.932	117.733	104.043

Lap	Time of Day	Lap Tm	S1	S2	S3	SFSpd	S1Spd
3	9:20:34.529	1:00.016	17.632	22.804	19.580	118.356	113.166
4	9:21:35.602	1:01.073	17.087	23.403	20.583	117.321	115.107
5	9:22:34.055	58.453	16.694	22.401	19.358	123.815	113.549
6	9:23:35.402	1:01.347	17.107	24.275	19.965	120.480	113.549
(129) Martin HERRIOT							
1	9:18:24.591	1:10.498	22.906	25.852	21.740	42.473	94.785
2	9:19:27.062	1:02.471	18.862	23.378	20.231	116.912	108.413
3	9:20:26.449	59.387	17.223	22.676	19.488	128.068	112.786
4	9:21:25.392	58.943	16.920	22.480	19.543	130.306	112.033
5	9:22:26.743	1:01.351	17.112	22.388	21.851	130.306	113.166
6	9:23:26.359	59.616	17.184	22.312	20.120	122.683	110.922
7	9:24:25.030	58.671	16.598	22.581	19.492	128.805	112.408

Lap	Time of Day	Lap Tm	S1	S2	S3	SFSpd	S1Spd
(88) Brian MARR							
1	9:18:25.303	1:10.370	22.854	26.200	21.316	43.267	101.678
2	9:19:26.473	1:01.170	17.872	23.175	20.123	127.581	116.709
3	9:20:25.489	59.016	16.164	23.178	19.674	133.947	117.321
4	9:21:24.174	58.685	16.565	22.705	19.415	134.215	114.910
5	9:22:26.460	1:02.286	16.466	23.542	22.278	134.484	115.703

Lap	Time of Day	Lap Tm	S1	S2	S3	SFSpd	S1Spd
(60) Douglas BROWN							
1	9:18:36.041	1:14.956	25.194	28.435	21.327	43.045	90.442
2	9:19:39.222	1:03.181	18.539	23.825	20.817	124.044	107.717
3	9:20:40.721	1:01.499	17.904	23.246	20.349	124.504	108.413
4	9:21:41.286	1:00.565	17.237	23.129	20.199	128.068	112.976
5	9:22:40.692	59.406	16.888	22.674	19.844	126.380	111.474
6	9:23:39.878	59.186	16.846	22.699	19.641	128.559	112.408
7	9:24:39.014	59.136	17.046	22.426	19.664	127.581	111.290

Lap	Time of Day	Lap Tm	S1	S2	S3	SFSpd	S1Spd
(118) Craig MOFFAT							
1	9:18:23.840	1:10.637	23.250	25.420	21.967	39.756	99.419
2	9:19:24.348	1:00.508	17.685	22.403	20.420	119.409	109.118
3	9:20:24.343	59.995	17.165	22.877	19.953	126.380	110.922
4	9:21:23.768	59.425	16.958	23.078	19.389	126.142	111.290
5	9:22:24.884	1:01.116	16.471	23.694	20.951	129.551	112.786
6	9:23:24.699	59.815	16.932	22.978	19.905	123.133	107.544
7	9:24:25.154	1:00.455	17.297	22.680	20.478	121.352	98.543

Lap	Time of Day	Lap Tm	S1	S2	S3	SFSpd	S1Spd
(117) Joe HENDRIE							
1	9:18:27.221	1:11.575	23.136	26.367	22.072	42.153	104.043
2	9:19:29.926	1:02.705	18.552	23.468	20.685	110.556	108.064
3	9:20:31.693	1:01.767	18.266	22.991	20.510	117.526	108.764
4	9:21:31.736	1:00.043	17.024	22.758	20.261	124.273	110.193
5	9:22:31.663	59.927	17.245	22.609	20.073	122.236	108.588
6	9:23:32.821	1:01.158	17.180	24.238	19.740	120.697	106.351
7	9:24:32.558	59.737	16.952	22.899	19.886	122.908	109.653

Lap	Time of Day	Lap Tm	S1	S2	S3	SFSpd	S1Spd
(123) Graham BLACKIE							
1	9:18:30.829	1:12.868	25.039	26.100	21.729	46.186	97.824
2	9:19:33.372	1:02.543	17.385	23.817	21.341	127.581	110.193
3	9:20:34.369	1:00.997	16.989	23.417	20.591		

Qualifying Results

KMSC National Motorcycle Racing AC

National Pre-Injection 600

Knockhill 1.267 miles

Warm Up 1

06/08/2016 09:30

Practice (10:00 Time) started at 9:17:02

Lap	Time of Day	Lap Tm	S1	S2	S3	SFSpd	S1Spd	Lap	Time of Day	Lap Tm	S1	S2	S3	SFSpd	S1Spd
(11) Ross WATTS															
1	9:18:31.842	1:13.276	24.624	26.588	22.064	49.127	94.120								
2	9:19:36.585	1:04.743	18.564	24.883	21.296	121.352	105.515								
3	9:20:39.111	1:02.526	17.857	23.908	20.761	115.504	108.764								
4	9:21:41.330	1:02.219	17.622	23.934	20.663	121.352	106.351								
5	9:22:43.307	1:01.977	17.941			120.480	107.201								
6	9:23:46.738	1:03.431	18.970	23.869	20.592	119.409	103.242								
7	9:24:49.062	1:02.324	17.304	24.133	20.887	122.459	108.064								
(73) Fraser CAMERON															
1	9:18:38.848	1:17.143	25.422	28.747	22.974	45.343	83.363								
2	9:19:45.096	1:06.248	18.883	25.616	21.749	108.588	99.566								
3	9:20:49.518	1:04.422	18.221	25.169	21.032	111.105	97.117								
4	9:21:53.534	1:04.016	18.897	24.799	20.320	115.107	100.762								
(79) Jimmy ROTHERY															
1	9:18:40.392	1:17.477	25.461	28.581	23.435	40.088	104.692								
2	9:19:46.375	1:05.983	19.020	25.175	21.788	115.703	107.372								
3	9:20:51.248	1:04.873	18.623	24.837	21.413	112.597	103.242								
(27) Darren ANDERSON															
1	9:18:42.105	1:25.265	26.917	31.604	26.744	40.869	76.607								
2	9:19:58.605	1:16.500	22.635	29.127	24.738	80.658	87.494								
3	9:21:14.130	1:15.525	21.492	29.025	25.008	88.649	85.925								
4	9:22:27.762	1:13.632	21.662	27.983	23.987	86.368	88.532								
5	9:23:38.554	1:10.792	20.126	27.415	23.251	103.242	92.308								
6	9:24:52.880	1:14.326	20.057	29.124	25.145	104.043	89.477								

Clerk of the Course.

Sig : Time :
Chief Timekeeper : Ian Sharp (SMART Timing)

Results available at www.mylaps.com and www.smart-timing.co.uk

Printed: 07/08/2016 18:58:09

Orbits



Qualifying Results

KMSC National Motorcycle Racing AC

Sorted on best lap time

Scottish Championship Superstock 600

Knockhill 1.267 miles

Warm Up 1

06/08/2016 09:45

Practice (10:00 Time) started at 9:27:47

Pos	No.	Name	Make/Model	CC	Class	Laps	Best Tm	In Lap Diff	Best Speed	2nd Best
1	45	Ewan GRAY	Kawasaki	ZX6R 600	S6	7	52.879		86.255	53.091
2	64	Sam MUNRO	Kawasaki	ZX6R 600	S6	9	53.274	0.395	85.616	53.552
3	21	Sean COOPER	Kawasaki	ZX6R 600	S6	9	54.020	1.141	84.433	54.135
4	75	Charlie BUNYAN	Yamaha	R6 600	S6	8	54.995	2.116	82.936	55.009
5	31	Torquil PATERSON	Yamaha	R6 600	S6	3	55.322	2.443	82.446	56.703
6	84	Kyle HARPER	Kawasaki	ZX6R 600	S6	8	55.433	2.554	82.281	55.598
7	11	Patrick FORMAN	Kawasaki	ZX6R 600	S6	9	56.179	3.300	81.189	56.371
8	87	Steven ALLISON	Kawasaki	ZX6R 600	S6	8	56.551	3.672	80.654	56.554
9	85	Steve HORNE	Triumph	Dayton 675	S6	8	56.568	3.689	80.630	56.786
10	35	Kevin GILES	Kawasaki	ZX6R 600	S6	8	56.764	3.885	80.352	56.875
11	28	Paul BOWERBANK	Yamaha	R6 600	S6	7	57.309	4.430	79.588	58.046
12	89	David MUNRO	Yamaha	R6 600	S6	8	57.664	4.785	79.098	57.823
13	58	Barry STEWART	Yamaha	R6 600	S6	8	58.265	5.386	78.282	58.485
14	79	Ashley ROBSON	Kawasaki	ZX6R 600	S6	8	58.840	5.961	77.517	58.867
15	184	Ryan GIBSON	Yamaha	R6 600	S6	5	58.948	6.069	77.375	59.126
16	17	Roddy MacLEOD	Suzuki	GSXR 600 K7	S6	2	1:00.976	8.097	74.801	1:05.838
17	99	Callum GRIGOR	Kawasaki	ZX6R 600	S6	1	1:06.631	13.752	68.453	

Clerk of the Course.

Orbits

Sig : Time :
 Chief Timekeeper : Ian Sharp (SMART Timing)
 Results available at www.mylaps.com and www.smart-timing.co.uk



Qualifying Results

KMSC National Motorcycle Racing AC

Scottish Championship Superstock 600

Knockhill 1.267 miles

Warm Up 1

06/08/2016 09:45

Practice (10:00 Time) started at 9:27:47

Lap	Time of Day	Lap Tm	S1	S2	S3	SFSpd	S1Spd	Lap	Time of Day	Lap Tm	S1	S2	S3	SFSpd	S1Spd
5	9:33:07.331	59.127	16.630	22.435	20.062	122.683	112.597								
6	9:34:06.862	59.531	16.847	22.545	20.139	120.049	111.660								
7	9:35:05.702	58.840	16.468	22.532	19.840	120.480	114.323								
8	9:36:04.569	58.867	16.422	22.571	19.874	122.908	112.408								

(184) Ryan GIBSON

1	9:30:29.773	1:03.788	18.774	24.487	20.527	55.461	114.129
2	9:31:29.010	59.237	16.707	23.052	19.478	129.802	117.940
3	9:32:28.136	59.126	16.751	22.843	19.532	128.313	117.526
4	9:33:27.084	58.948	16.719	22.411	19.818	130.053	115.305
5	9:34:26.778	59.694	16.938	22.670	20.086	125.670	115.903

(17) Roddy MacLEOD

1	9:29:04.594	1:05.838	20.836	24.523	20.479	52.592	109.832
2	9:30:05.570	1:00.976	17.432	23.152	20.392	125.905	112.597

(99) Callum GRIGOR

1	9:29:10.224	1:06.631					
---	-------------	-----------------	--	--	--	--	--

Clerk of the Course.

Sig : Time :
 Chief Timekeeper : Ian Sharp (SMART Timing)
 Results available at www.mylaps.com and www.smart-timing.co.uk

Printed: 07/08/2016 19:00:28

Orbits



Qualifying Results

KMSC National Motorcycle Racing AC

Sorted on best lap time

KMSC Open Post Classics / Classics

Knockhill 1.267 miles

Warm Up 1

06/08/2016 10:00

Practice (10:00 Time) started at 9:37:50

Pos	No.	Name	Make/Model	CC	Class	Laps	Best Tm	In Lap Diff	Best Speed	2nd Best
1	51	Neil MUNRO	Honda	CBR500	PC	8	1:00.696	7	75.147	1:00.783
2	87	Jodie CHALK	Honda	CBR500	PC	8	1:00.781	7 0.085	75.041	1:00.973
3	298	Donald HENRY	Suzuki	Bandit 600	PC	8	1:02.382	5 1.686	73.116	1:03.034
4	13	Andrew BARTON	Honda	CB500	PC	6	1:04.671	6 3.975	70.528	1:04.913
5	25	Andrew KIRKWOOD	Honda	CB500	PC	7	1:06.510	4 5.814	68.578	1:06.545
6	22	Ian RUSSELL	Honda	NSR250	PC	7	1:06.513	7 5.817	68.574	1:06.849
7	333	Peter DOLAN	Honda	CB500	PC	7	1:06.602	7 5.906	68.483	1:06.644

Clerk of the Course.

Orbits

Sig : Time :
 Chief Timekeeper : Ian Sharp (SMART Timing)
 Results available at www.mylaps.com and www.smart-timing.co.uk



Qualifying Results

KMSC National Motorcycle Racing AC

KMSC Open Post Classics / Classics

Knockhill 1.267 miles

Warm Up 1

06/08/2016 10:00

Practice (10:00 Time) started at 9:37:50

Lap	Time of Day	Lap Tm	S1	S2	S3	SFSpd	S1Spd	Lap	Time of Day	Lap Tm	S1	S2	S3	SFSpd	S1Spd
-----	-------------	--------	----	----	----	-------	-------	-----	-------------	--------	----	----	----	-------	-------

(51) Neil MUNRO

1	9:39:04.221	1:10.803	22.396	26.122	22.285	48.488	96.005								
2	9:40:08.075	1:03.854	18.156	24.701	20.997	117.526	102.454								
3	9:41:11.449	1:03.374	18.291	24.135	20.948	118.147	100.914								
4	9:42:12.914	1:01.465	18.154	22.894	20.417	115.703	104.204								
5	9:43:14.172	1:01.258	17.700	23.139	20.419	120.049	103.402								
6	9:44:15.023	1:00.851	17.770	22.591	20.490	117.526	103.721								
7	9:45:15.719	1:00.696	17.420	23.047	20.229	118.775	102.298								
8	9:46:16.502	1:00.783	17.322	23.154	20.307	118.985	100.460								

(87) Jodie CHALK

1	9:39:03.550	1:09.747	20.643	26.030	23.074	48.984	95.731								
2	9:40:08.018	1:04.468	18.309	24.432	21.727	105.184	98.398								
3	9:41:11.047	1:03.029	18.070	23.552	21.407	110.012	98.688								
4	9:42:12.689	1:01.642	17.897	22.975	20.770	109.474	99.125								
5	9:43:13.662	1:00.973	17.388	22.884	20.701	109.653	99.272								
6	9:44:14.830	1:01.168	17.439	22.955	20.774	109.832	98.688								
7	9:45:15.611	1:00.781	17.397	22.824	20.560	109.296	98.833								
8	9:46:17.929	1:02.318	18.019	23.596	20.703	106.520	100.161								

(298) Donald HENRY

1	9:39:02.970	1:11.532	22.600	26.177	22.755	52.966	96.836								
2	9:40:07.813	1:04.843	18.315	24.769	21.759	110.739	99.125								
3	9:41:10.847	1:03.034	18.095	23.437	21.502	110.012	99.125								
4	9:42:14.595	1:03.748	19.157	23.236	21.355	110.374	95.188								
5	9:43:16.977	1:02.382	17.821	23.269	21.292	111.660	99.272								
6	9:44:20.288	1:03.311	17.846	23.737	21.728	112.220	98.833								
7	9:45:24.533	1:04.245	18.431	23.854	21.960	108.064	95.459								
8	9:46:28.874	1:04.341	18.602	23.903	21.836	107.201	95.053								

(13) Andrew BARTON

1	9:39:07.546	1:13.052	22.514	26.929	23.609	42.826	87.837								
2	9:40:14.886	1:07.340	19.493	25.100	22.747	98.543	91.179								
3	9:41:20.371	1:05.485	18.853	24.561	22.071	101.218	91.677								
4	9:42:25.284	1:04.913	18.733	24.074	22.106	100.914	91.928								
5	9:43:30.729	1:05.445	18.546	24.443	22.456	101.066	91.303								
6	9:44:35.400	1:04.671	18.624	24.363	21.684	100.611	92.181								

(25) Andrew KIRKWOOD

1	9:39:08.179	1:13.060	23.175	26.465	23.420	44.266	87.040								
2	9:40:15.744	1:07.565	20.019	25.069	22.477	99.566	87.837								
3	9:41:22.582	1:06.838	19.702	24.864	22.272	99.714	89.239								
4	9:42:29.092	1:06.510	19.884	24.274	22.352	99.863	88.299								
5	9:43:35.890	1:06.798	19.801	24.412	22.585	99.272	87.952								
6	9:44:43.339	1:07.449	19.773	25.013	22.663	99.125	88.068								
7	9:45:49.884	1:06.545	19.862	24.345	22.338	98.833	88.416								

(22) Ian RUSSELL

1	9:39:30.033	1:32.682	31.667	33.034	27.981	31.595	58.102								
2	9:40:44.371	1:14.338	23.191	27.398	23.749	89.477	81.540								
3	9:41:52.424	1:08.053	20.490	25.030	22.533	101.371	92.054								
4	9:42:59.471	1:07.047	19.758	25.048	22.241	101.066	92.308								
5	9:44:06.320	1:06.849	19.345	25.049	22.455	100.460	91.802								
6	9:45:13.188	1:06.868	19.685	24.800	22.383	100.310	91.303								
7	9:46:19.701	1:06.513	19.456	25.447	21.610	101.678	92.054								

(333) Peter DOLAN

1	9:39:09.993	1:13.311	22.475	26.611	24.225	45.558	86.035								
2	9:40:19.909	1:09.916	19.788	26.269	23.859	94.120	89.477								
3	9:41:28.253	1:08.344	19.938	25.147	23.259	94.120	87.837								
4	9:42:35.987	1:07.734	19.798	24.751	23.185	93.988	87.153								
5	9:43:43.439	1:07.452	19.348	24.836	23.268	95.188	88.416								
6	9:44:50.083	1:06.644	19.034	24.474	23.136	94.651	88.532								
7	9:45:56.685	1:06.602	18.907	24.854	22.841	94.919	89.002								

Clerk of the Course.

Sig :

Time :

Chief Timekeeper : Ian Sharp (SMART Timing)

Results available at www.mylaps.com and www.smart-timing.co.uk

Printed: 07/08/2016 18:56:39

Orbits



Qualifying Results

KMSC National Motorcycle Racing AC

Sorted on best lap time

Scottish Championship Superbikes & KMSC Clubmans

Knockhill 1.267 miles

Warm Up 1

06/08/2016 10:15

Practice (10:00 Time) started at 9:48:06

Pos	No.	Name	Make/Model	CC	Class	Laps	Best Tm	In Lap Diff	Best Speed	2nd Best	
1	79	Bruce BIRNIE	BMW	S1000RR	SB	7	52.413	4	87.022	53.107	
2	34	John DEAN	Suzuki	GSXR1000K9	SB	9	52.922	8	0.509	86.185	53.017
3	119	Kristopher DUNCAN	Kawasaki	ZX10	SB	8	53.045	3	0.632	85.985	53.112
4	112	William MONIE	Kawasaki	ZX10R	SB	8	53.635	7	1.222	85.039	54.034
5	6	Alan DAVISON	Kawasaki	ZX10R	C	5	53.926	4	1.513	84.581	54.270
6	33	Graeme BODEL	BMW	S1000RR	C	8	54.016	8	1.603	84.440	54.855
7	55	Scott SHAND	Yamaha	YZF R1	SB	6	54.060	6	1.647	84.371	54.925
8	7	James LAING	BMW	S1000RR	SB	9	54.656	5	2.243	83.451	54.803
9	44	David PRENTICE	Yamaha	R1	C	9	54.804	5	2.391	83.226	55.632
10	31	Torquil PATERSON	MV Agusta	F3 800	SB	3	55.672	3	3.259	81.928	59.299
11	67	Des BURNS	Kawasaki	ZX10R	C	3	55.744	3	3.331	81.822	55.899
12	69	Rodney SCOTT	BMW	S1000RR	C	3	56.364	3	3.951	80.922	58.784
13	37	Steven PATTERSON	Yamaha	YZF R1	C	8	56.516	7	4.103	80.704	56.792
14	85	Steven HORNE	Triumph	Daytona 675	C	8	56.646	6	4.233	80.519	56.829
15	4	Daniel MacLEAN	Kawasaki	ZX10R	C	8	56.688	6	4.275	80.460	57.470
16	105	James VEVERS	Kawasaki	ZX10R	SB	8	56.918	8	4.505	80.134	57.978
17	82	Geraint JONES	Suzuki	GSXR1000	C	8	57.532	7	5.119	79.279	57.724
18	54	Gordon DUNCAN	Ducati	Panigale 899	C	6	59.221	5	6.808	77.018	59.232
19	144	Aran SADLER	Kawasaki	ZX10	C	8	59.943	4	7.530	76.090	1:00.003
20	41	Lukasz PIEC	Yamaha	R1	SB	7	1:00.482	7	8.069	75.412	1:02.632
21	122	David SUDES	Suzuki	GSXR 1000	C	6	1:03.100	6	10.687	72.284	1:03.217
22	12	Gordon McDONALD	Honda	CBR1000	C	7	1:03.445	5	11.032	71.890	1:03.734
23	26	Steven MacINTYRE	Suzuki	GSXR1000	C	7	1:03.974	6	11.561	71.296	1:04.632
24	23	Alex MacLEOD	Suzuki	GSXR	C	7	1:04.256	6	11.843	70.983	1:04.756
25	14	James ROTHERY	Yamaha	R1	C	2	1:05.754	2	13.341	69.366	1:14.982
26	16	Bob STORRAR	Yamaha	R1	C	1	3:01.488	1	2:09.075	25.132	

Clerk of the Course.

Orbits

Sig : Time :
 Chief Timekeeper : Ian Sharp (SMART Timing)
 Results available at www.mylaps.com and www.smart-timing.co.uk



Qualifying Results

KMSC National Motorcycle Racing AC

Scottish Championship Superbikes & KMSC Clubmans

Knockhill 1.267 miles

Warm Up 1

06/08/2016 10:15

Practice (10:00 Time) started at 9:48:06

Lap	Time of Day	Lap Tm	S1	S2	S3	SFSpd	S1Spd
(105) James VEVERS							
1	9:49:34.356	1:15.601	23.525	28.443	23.633	40.378	90.320
2	9:50:40.262	1:05.906	18.757	26.060	21.089	114.129	98.398
3	9:51:40.365	1:00.103	16.831	23.852	19.420	134.215	118.775
4	9:52:39.216	58.851	16.670	22.897	19.284	136.398	123.133
5	9:53:37.315	58.099	16.167	22.281	19.651	140.982	126.380
6	9:54:35.293	57.978	16.204	22.401	19.373	139.517	123.587
7	9:55:33.716	58.423	16.190	22.881	19.352	142.177	119.196
8	9:56:30.634	56.918	16.092	21.851	18.975	143.392	128.559

Lap	Time of Day	Lap Tm	S1	S2	S3	SFSpd	S1Spd
(82) Geraint JONES							
1	9:49:21.253	1:05.078	20.853	24.317	19.908	49.673	109.653
2	9:50:20.826	59.573	17.149	22.740	19.684	132.102	123.587
3	9:51:21.027	1:00.201	17.127	23.367	19.707	130.306	118.775
4	9:52:19.569	58.542	16.842	22.296	19.404	132.624	119.835
5	9:53:19.378	59.809	17.341	23.116	19.352	133.150	112.220
6	9:54:17.443	58.065	16.460	22.180	19.425	140.687	122.459
7	9:55:14.975	57.532	16.402	22.059	19.071	134.484	123.815
8	9:56:12.699	57.724	16.305	22.182	19.237	132.102	122.908

Lap	Time of Day	Lap Tm	S1	S2	S3	SFSpd	S1Spd
(54) Gordon DUNCAN							
1	9:49:20.277	1:04.960	20.421	24.293	20.246	49.416	116.103
2	9:50:20.433	1:00.156	16.825	23.595	19.736	122.459	113.935
3	9:51:20.878	1:00.445	17.153	23.490	19.802	125.201	116.304
4	9:52:21.241	1:00.363	17.363	23.553	19.447	123.587	113.935
5	9:53:20.462	59.221	16.760	23.200	19.261	124.968	118.356
6	9:54:19.694	59.232	16.311	23.257	19.664	127.824	117.321

Lap	Time of Day	Lap Tm	S1	S2	S3	SFSpd	S1Spd
(144) Aran SADLER							
1	9:49:35.420	1:14.638	23.190	28.525	22.923	42.047	88.068
2	9:50:41.447	1:06.027	19.255	25.717	21.055	111.660	97.117
3	9:51:43.946	1:02.499	17.447	24.700	20.352	126.142	109.118
4	9:52:43.889	59.943	17.395	23.156	19.392	118.565	112.976
5	9:53:44.653	1:00.764	16.776	24.038	19.950	128.805	108.413
6	9:54:44.656	1:00.003	17.131	23.178	19.694	120.480	112.220
7	9:55:44.716	1:00.060	16.763	23.300	19.997	118.775	122.236
8	9:56:45.307	1:00.591	16.913	24.079	19.599	123.360	112.033

Lap	Time of Day	Lap Tm	S1	S2	S3	SFSpd	S1Spd
(41) Lukasz PIEC							
1	9:49:38.415	1:13.803	23.091	27.970	22.742	39.826	84.306
2	9:50:46.000	1:07.585	19.183	26.324	22.078	110.739	92.947
3	9:51:51.889	1:05.889	19.071	25.304	21.514	104.366	92.054
4	9:52:55.661	1:03.772	17.956	25.101	20.715	121.352	101.987
5	9:53:59.119	1:03.458	18.099	24.649	20.710	109.118	101.678
6	9:55:01.751	1:02.632	17.572	24.882	20.178	119.835	108.413
7	9:56:02.233	1:00.482	17.027	23.692	19.763	128.805	103.402

Lap	Time of Day	Lap Tm	S1	S2	S3	SFSpd	S1Spd
(122) David SUDDDES							
1	9:49:39.506	1:08.955	22.051	24.818	22.086	39.198	98.254
2	9:50:46.465	1:06.959	18.678	26.082	22.199	101.371	105.184
3	9:51:52.810	1:06.345	19.500	24.687	22.158	105.681	108.941
4	9:52:56.027	1:03.217	18.178	24.384	20.655	106.520	116.912
5	9:53:59.474	1:03.447	18.142	24.645	20.660	108.941	101.066
6	9:55:02.574	1:03.100	17.923	24.434	20.743	111.474	113.935

Lap	Time of Day	Lap Tm	S1	S2	S3	SFSpd	S1Spd
(12) Gordon McDONALD							
1	9:49:36.790	1:15.508	23.803	28.495	23.210	46.830	83.885
2	9:50:45.546	1:08.756	19.717	26.908	22.131	103.882	88.183
3	9:51:51.449	1:05.903	18.809	25.390	21.704	105.020	95.188
4	9:52:55.349	1:03.900	17.879	24.810	21.211	113.357	98.979
5	9:53:58.794	1:03.445	18.000	24.507	20.938	109.832	102.142
6	9:55:03.598	1:04.804	18.786	25.049	20.969	111.290	93.857
7	9:56:07.332	1:03.734	17.949	24.485	21.300	114.714	99.714

Lap	Time of Day	Lap Tm	S1	S2	S3	SFSpd	S1Spd
(26) Steven MacINTYRE							

Lap	Time of Day	Lap Tm	S1	S2	S3	SFSpd	S1Spd
1	9:49:33.815	1:15.838	23.723	28.829	23.286	46.700	93.595
2	9:50:41.044	1:07.229	18.681	26.122	22.426	119.196	100.310
3	9:51:47.434	1:06.390	18.267	26.544	21.579	126.380	100.460
4	9:52:53.268	1:05.834	18.513	25.811	21.510	126.618	106.859
5	9:53:58.095	1:04.827	18.074	25.680	21.073	125.201	107.372
6	9:55:02.069	1:03.974	17.785	25.293	20.896	128.805	110.556
7	9:56:06.701	1:04.632	17.933	25.430	21.269	122.459	109.474

Lap	Time of Day	Lap Tm	S1	S2	S3	SFSpd	S1Spd
(23) Alex MacLEOD							
1	9:49:30.766	1:13.911	22.866	28.625	22.200	49.746	95.731
2	9:50:39.160	1:08.394	18.574	27.619	22.201	133.415	99.125
3	9:51:45.110	1:05.950	18.054	26.141	21.755	133.947	103.561
4	9:52:51.076	1:05.966	18.369	26.154	21.443	131.842	108.064
5	9:53:56.165	1:05.089	18.110	25.261	21.718	130.306	107.544
6	9:55:00.421	1:04.256	17.650	25.226	21.380	129.551	108.764
7	9:56:05.177	1:04.756	17.925	25.843	20.988	128.805	107.717

Lap	Time of Day	Lap Tm	S1	S2	S3	SFSpd	S1Spd
(14) James ROTHERY							
1	9:49:37.106	1:14.982	24.273	28.154	22.555	38.523	89.477
2	9:50:42.860	1:05.754	19.227	25.113	21.414	115.703	102.454


Lap	Time of Day	Lap Tm	S1	S2	S3	SFSpd	S1Spd
(16) Bob STORRAR							
1	9:55:50.099	3:01.488					

Clerk of the Course.

Sig : Time :
Chief Timekeeper : Ian Sharp (SMART Timing)

Results available at www.mylaps.com and www.smart-timing.co.uk

Printed: 07/08/2016 18:59:38



Qualifying Results

KMSC National Motorcycle Racing AC

Sorted on best lap time

KMSC 125's

Knockhill 1.267 miles

Warm Up 1

06/08/2016 10:30

Practice (10:00 Time) started at 9:58:42

Pos	No.	Name	Make/Model	CC	Class	Laps	Best Tm	In Lap	Diff	Best Speed	2nd Best
1	9	Rishon HICKEY	Aprilia	RS125	F125	6	1:05.031	6		70.137	1:05.557
2	3	Cameron LOW	Aprilia	RS125	F125	3	1:11.604	3	6.573	63.699	1:15.217
3	8	Cameron McPHERSON	Aprilia	RS125	F125	3	1:15.453	3	10.422	60.449	1:16.571
4	88	Lewis NICOL	Aprilia	RS125	F125	2	1:16.569	2	11.538	59.568	2:06.621
5	23	Keirin KELLAS	Aprilia	RS125	F125	5	1:16.756	4	11.725	59.423	1:17.194
6	21	Marc GIBSON	Aprilia	RS125	F125	2	1:17.130	2	12.099	59.135	1:25.669
7	44	Murray PATTISON	Aprilia	RS125	F125	2	1:20.762	2	15.731	56.476	1:32.074
8	15	Finlay MILNE	Aprilia	RS125	F125	2	1:22.768	2	17.737	55.107	1:27.378
9	47	Joel BAVIDGE	Aprilia	RS125	F125	2	1:24.456	2	19.425	54.006	1:32.477
10	16	Mia KELLAS	Aprilia	RS125	F125	3	1:30.182	2	25.151	50.577	1:33.414
11	20	Jack HART	Aprilia	RS125	F125	1	1:38.747	1	33.716	46.190	

Clerk of the Course.

Orbits

Sig :

Time :

Chief Timekeeper : Ian Sharp (SMART Timing)

Results available at www.mylaps.com and www.smart-timing.co.uk

Printed: 07/08/2016 18:23:03



Qualifying Results

KMSC National Motorcycle Racing AC

KMSC 125's

Knockhill 1.267 miles

Warm Up 1

06/08/2016 10:30

Practice (10:00 Time) started at 9:58:42

Lap	Time of Day	Lap Tm	S1	S2	S3	SFSpd	S1Spd	Lap	Time of Day	Lap Tm	S1	S2	S3	SFSpd	S1Spd
(9) Rishon HICKEY															
1	10:00:12.991	1:17.199	28.528			25.439	83.363								
2	10:01:18.656	1:05.665	19.449			97.824	86.035								
3	10:02:24.956	1:06.300	19.293			96.143	84.200								
4	10:03:30.513	1:05.557	19.284			93.857	86.146								
5	10:04:36.230	1:05.717	19.153			95.459	85.162								
6	10:05:41.261	1:05.031	18.923			94.651									
(3) Cameron LOW															
1	10:00:03.971	1:18.477	24.517	28.135	25.825	46.186	75.064								
2	10:01:19.188	1:15.217	21.930	28.131	25.156	86.702	73.342								
3	10:02:30.792	1:11.604	20.188	26.910	24.506	87.722	77.941								
(8) Cameron McPHERSON															
1	10:00:07.544	1:16.571	24.542			44.354	71.391								
2	10:02:15.196	2:07.652	21.302			81.244	69.977								
3	10:03:30.649	1:15.453	23.157	26.032	26.264	42.853	79.511								
(88) Lewis NICOL															
1	10:00:50.869	2:06.621	24.118	27.079	1:15.424	45.996	76.782								
2	10:02:07.438	1:16.569	24.085	25.946	26.538	43.267	77.224								
(23) Keirin KELLAS															
1	10:00:11.509	1:22.599	24.774	30.508	27.317	45.404	77.671								
2	10:01:29.224	1:17.715	22.899	28.325	26.491	84.412	78.397								
3	10:02:47.835	1:18.611	22.909	28.256	27.446	85.162	77.224								
4	10:04:04.591	1:16.756	22.239	28.404	26.113	84.200	75.914								
5	10:05:21.785	1:17.194	22.116	28.174	26.904	83.780	77.851								
(21) Marc GIBSON															
1	10:00:17.623	1:25.669	28.068			38.457	75.317								
2	10:01:34.753	1:17.130	23.229			85.379	78.765								
(44) Murray PATTISON															
1	10:00:25.834	1:32.074	33.877	30.244	27.953	22.618	70.714								
2	10:01:46.596	1:20.762	25.681	29.103	25.978	85.925	71.089								
(15) Finlay MILNE															
1	10:00:18.104	1:27.378	27.713	31.135	28.530	37.220	69.831								
2	10:01:40.872	1:22.768	23.951	29.877	28.940	77.941	70.640								
(47) Joel BAVIDGE															
1	10:00:25.436	1:32.477	28.072	33.965	30.440	37.892	69.470								
2	10:01:49.892	1:24.456	24.086	31.057	29.313	77.224	71.620								
(16) Mia KELLAS															
1	10:00:39.422	1:44.782	35.370	34.482	34.930	25.276	56.871								
2	10:02:09.604	1:30.182	24.924	32.374	32.884	67.991	63.429								
3	10:03:43.018	1:33.414	26.275	32.988	34.151	72.627	67.310								
(20) Jack HART															
1	10:00:36.100	1:38.747	31.652	34.513	32.582	30.188	63.912								

Clerk of the Course.

Sig : Time :
 Chief Timekeeper : Ian Sharp (SMART Timing)
 Results available at www.mylaps.com and www.smart-timing.co.uk

Printed: 07/08/2016 18:55:47

Orbits



Qualifying Results

KMSC National Motorcycle Racing AC

Sorted on best lap time

KMSC Sidecars

Knockhill 1.267 miles

Warm Up 1

06/08/2016 10:45

Practice (10:00 Time) started at 10:10:21

Pos	No.	Name	Make/Model	CC	Class	Laps	Best Tm	In Lap	Diff	Best Speed	2nd Best
1	111	HOSKISSON / HARDIE	Baker	750	SC	8	1:00.369	8		75.554	1:00.620
2	964	ANDERSON / MAYHEW	Molyneux	DMR	SC	7	1:06.914	6	6.545	68.163	1:06.919
3	55	SOUTER / HUGHES	LCR	F2 750	SC	7	1:07.982	6	7.613	67.093	1:08.316
4	57	McKINLAY / YUILL	Sherrbourne	600RR	SC	7	1:09.836	3	9.467	65.311	1:12.346
5	5	ANDREWS Snr / NIX	RCN	GSXR 1000	SC	7	1:11.054	6	10.685	64.192	1:12.424
6	50	BROWNE / McKAY	Baker / Ireson	600	SC	6	1:14.767	6	14.398	61.004	1:16.122

Clerk of the Course.

Sig : Time :

Chief Timekeeper : Ian Sharp (SMART Timing)

Results available at www.mylaps.com and www.smart-timing.co.uk

Printed: 07/08/2016 18:48:58

Orbits



Qualifying Results

KMSC National Motorcycle Racing AC

KMSC Sidecars

Knockhill 1.267 miles

Warm Up 1

06/08/2016 10:45

Practice (10:00 Time) started at 10:10:21

Lap	Time of Day	Lap Tm	S1	S2	S3	SFSpd	S1Spd	Lap	Time of Day	Lap Tm	S1	S2	S3	SFSpd	S1Spd
(111) HOSKISSON / HARDIE															
1	10:11:34.043	1:08.728	20.879	26.297	21.552	43.804	87.722								
2	10:12:38.626	1:04.583	18.156	25.293	21.134	113.357	93.726								
3	10:13:41.379	1:02.753	17.873	24.364	20.516	116.506	101.678								
4	10:14:42.809	1:01.430	17.201	23.603	20.626	118.356	106.689								
5	10:15:43.429	1:00.620	16.837	23.580	20.203	117.321	108.413								
6	10:16:46.702	1:03.273	18.116	24.744	20.413	120.265	96.419								
7	10:17:47.387	1:00.685	16.972	23.432	20.281	118.985	103.402								
8	10:18:47.756	1:00.369	16.849	23.216	20.304	120.480	107.890								
(964) ANDERSON / MAYHEW															
1	10:12:01.670	1:25.867	25.145	34.834	25.888	48.593	59.545								
2	10:13:14.350	1:12.680	21.235	28.069	23.376	86.814	80.081								
3	10:14:25.010	1:10.660	18.764	27.691	24.205	111.474	79.230								
4	10:15:33.512	1:08.502	18.456	26.686	23.360	110.922	83.571								
5	10:16:41.249	1:07.737	18.683	26.236	22.818	110.556	80.950								
6	10:17:48.163	1:06.914	18.224	25.630	23.060	110.556	89.836								
7	10:18:55.082	1:06.919	17.807	26.151	22.961	108.064	100.310								
(55) SOUTER / HUGHES															
1	10:11:46.880	1:16.149	24.588	27.911	23.650	35.153	91.179								
2	10:12:59.837	1:12.957	20.576	27.132	25.249	104.856	79.890								
3	10:14:12.775	1:12.938	21.791	27.358	23.789	89.477	85.054								
4	10:15:22.878	1:10.103	20.071	27.500	22.532	102.611	83.363								
5	10:16:32.297	1:09.419	20.296	26.576	22.547	107.717	87.952								
6	10:17:40.279	1:07.982	19.840	25.703	22.439	105.184	88.299								
7	10:18:48.595	1:08.316	19.411	25.632	23.273	105.020	88.068								
(57) McKINLAY / YUILL															
1	10:12:01.012	1:26.122	25.759	34.575	25.788	44.828	61.965								
2	10:13:17.164	1:16.152	23.593	29.267	23.292	71.164	77.671								
3	10:14:27.000	1:09.836	19.940	27.381	22.515	95.323	84.306								
4	10:15:41.549	1:14.549	21.152	30.647	22.750	92.054	83.157								
5	10:16:54.076	1:12.527	20.855	27.305	24.367	103.402	81.938								
6	10:18:06.422	1:12.346	21.743	26.729	23.874	102.454	84.306								
7	10:19:20.757	1:14.335	21.987	27.706	24.642	102.454	81.839								
(5) ANDREWS Snr / NIX															
1	10:12:01.070	1:19.081	24.951	29.497	24.633	33.638	80.081								
2	10:13:13.724	1:12.654	21.453	27.873	23.328	90.320	80.272								
3	10:14:26.148	1:12.424	20.945	28.292	23.187	100.914	86.257								
4	10:15:39.720	1:13.572	21.765	28.566	23.241	101.678	80.465								
5	10:16:53.635	1:13.915	21.277	28.063	24.575	101.832	81.639								
6	10:18:04.689	1:11.054	20.965	27.106	22.983	111.474	80.950								
7	10:19:19.869	1:15.180	21.541	29.530	24.109	112.976	77.491								
(50) BROWNE / McKAY															
1	10:12:06.582	1:26.377	25.446	33.135	27.796	38.612	76.432								
2	10:13:26.738	1:20.156	22.301	30.504	27.351	103.084	79.795								
3	10:14:44.321	1:17.583	22.141	29.165	26.277	97.540	84.518								
4	10:16:00.454	1:16.133	20.665	29.862	25.606	105.848	83.054								
5	10:17:16.576	1:16.122	21.333	29.015	25.774	108.588	88.649								
6	10:18:31.343	1:14.767	21.194	28.594	24.979	106.520	88.767								

Clerk of the Course.

Sig :

Time :

Chief Timekeeper : Ian Sharp (SMART Timing)

Results available at www.mylaps.com and www.smart-timing.co.uk

Printed: 07/08/2016 18:57:25

Orbits



Qualifying Results

KMSC National Motorcycle Racing AC

Sorted on best lap time

Scottish Championship Lightweights.

Knockhill 1.267 miles

Qualifying

06/08/2016 11:00

Practice (10:00 Time) started at 10:23:02

Pos	No.	Name	Make/Model	CC	Class	Laps	Best Tm	In Lap	Diff	Best Speed	2nd Best
1	49	Paul McCLUNG	Kawasaki	ER6	SL	6	54.484	6		83.714	54.694
2	119	Kristopher DUNCAN	Kawasaki	ER6	SL	5	55.676	5	1.192	81.922	55.759
3	15	Keith DICKIE	Kawasaki	ER6	SL	6	56.114	3	1.630	81.283	56.164
4	11	Lewis PATERSON	Suzuki	SV650	SL	10	56.749	8	2.265	80.373	56.937
5	85	Steven HORNE	Kawasaki	ER6	SL	11	57.277	8	2.793	79.632	57.340
6	5	Gillian McGAW	Kawasaki	650	SL	10	57.394	9	2.910	79.470	57.445
7	21	Grant REID	Kawasaki	ER6	SL	10	57.663	7	3.179	79.099	58.136
8	4	Alan GIBSON	Suzuki	SV650	SL	9	57.694	7	3.210	79.057	57.893
9	179	Bruce BIRNIE	Suzuki	SV650	SL	2	57.843	2	3.359	78.853	1:08.019
10	14	Scott GORDON	Kawasaki	ER6	SL	10	57.857	8	3.373	78.834	58.511
11	800	Gordon CLARK	Kawasaki	ZXR400	SL	9	58.351	6	3.867	78.166	58.416
12	55	Tom ROBINSON	Aprilia	RRV 450	SL	10	58.406	8	3.922	78.093	58.917
13	79	Ashley ROBSON	Kawasaki	ZXR400	SL	10	58.575	7	4.091	77.868	58.858
14	66	Kevin WATRET	Kawasaki	ER6	SL	10	58.844	8	4.360	77.512	58.889
15	24	Alex REID	Suzuki	650	SL	9	59.035	5	4.551	77.261	59.600
16	16	Gerry KEIRNAN	Suzuki	SV650	SL	10	59.093	4	4.609	77.185	59.344
17	39	Stuart HAMILTON	Kawasaki	ER650	SL	10	59.123	10	4.639	77.146	59.278
18	134	Kenneth THIRLWALL	Kawasaki	ER6	SL	10	59.825	9	5.341	76.241	59.912
19	189	Gary CRAIG	Suzuki	SV650	SL	10	1:00.268	9	5.784	75.680	1:00.833
20	25	Jim PURVIS	Yamaha	FZR400	SL	10	1:00.561	4	6.077	75.314	1:00.897
21	900	Dean CRAWFORD	Suzuki	SV650	SL	10	1:00.974	5	6.490	74.804	1:01.160
22	77	Steven CRICHTON	Suzuki	SV650	SL	9	1:01.786	5	7.302	73.821	1:02.094
23	74	Christine WATSON	Suzuki	SV650	SL	9	1:02.977	2	8.493	72.425	1:03.497
24	112	Gordon MILLAR	Suzuki	SV650	SL	9	1:03.461	4	8.977	71.872	1:03.583
25	118	Rod WALKER	Kawasaki	ZXR400	SL	9	1:04.296	4	9.812	70.939	1:05.220
26	117	Lianne MAYHEW	Kawasaki	ZX6R 400	SL	3	1:11.696	3	17.212	63.617	1:14.339

Clerk of the Course.

Orbits

Sig :

Time :

Chief Timekeeper : Ian Sharp (SMART Timing)

Results available at www.mylaps.com and www.smart-timing.co.uk



Qualifying Results

KMSC National Motorcycle Racing AC

Scottish Championship Lightweights.

Knockhill 1.267 miles

Qualifying

06/08/2016 11:00

Practice (10:00 Time) started at 10:23:02

Lap	Time of Day	Lap Tm	S1	S2	S3	SFSpd	S1Spd	Lap	Time of Day	Lap Tm	S1	S2	S3	SFSpd	S1Spd
1	10:24:29.854	1:16.036	24.468	27.798	23.770	37.428	89.239								
2	10:25:37.204	1:07.350	19.614	25.410	22.326	101.524	90.077								
3	10:26:43.069	1:05.865	19.343	24.692	21.830	100.460	90.564								
4	10:27:47.365	1:04.296	18.524	24.117	21.655	101.678	90.686								
5	10:28:52.602	1:05.237	18.515	24.840	21.882	101.987	90.809								
6	10:29:57.822	1:05.220	18.789	24.540	21.891	100.611	91.677								
7	10:31:03.275	1:05.453	18.918	24.472	22.063	100.914	92.054								
8	10:32:08.902	1:05.627	19.210	24.402	22.015	101.066	90.320								
9	10:33:14.505	1:05.603	18.779	24.869	21.955	101.987	91.303								

(117) Lianne MAYHEW

1	10:24:36.935	1:17.551	23.899			45.251	90.932
2	10:25:51.274	1:14.339	21.818			98.111	87.952
3	10:27:02.970	1:11.696	21.239			99.272	88.884

Clerk of the Course.

Sig : Time :
 Chief Timekeeper : Ian Sharp (SMART Timing)
 Results available at www.mylaps.com and www.smart-timing.co.uk

Printed: 07/08/2016 18:59:08

Orbits



KMSC National Motorcycle Racing AC

Scottish Championship Lightweights.

Knockhill 1.267 miles

Race 1 - 1st Race

06/08/2016 13:30

Race (10 Laps) started at 13:02:35

POLE POSITION

3	2	1	1
15 Keith DICKIE 56.114	119 Kristopher DUNCAN 55.676	49 Paul McCLUNG 54.484	1
6	5	4	2
5 Gillian McGAW 57.394	85 Steven HORNE 57.277	11 Lewis PATERSON 56.749	2
9	8	7	3
179 Bruce BIRNIE 57.843	4 Alan GIBSON 57.694	21 Grant REID 57.663	3
12	11	10	4
55 Tom ROBINSON 58.406	800 Gordon CLARK 58.351	14 Scott GORDON 57.857	4
15	14	13	5
24 Alex REID 59.035	66 Kevin WATRET 58.844	79 Ashley ROBSON 58.575	5
18	17	16	6
134 Kenneth THIRLWALL 59.825	39 Stuart HAMILTON 59.123	16 Gerry KEIRNAN 59.093	6
21	20	19	7
900 Dean CRAWFORD 1:00.974	25 Jim PURVIS 1:00.561	189 Gary CRAIG 1:00.268	7
24	23	22	8
112 Gordon MILLAR 1:03.461	74 Christine WATSON 1:02.977	77 Steven CRICHTON 1:01.786	8
	26	25	9
	117 Lianne MAYHEW 1:11.696	118 Rod WALKER 1:04.296	9

Clerk of the Course.

Orbits

Sig : Time :
Chief Timekeeper : Ian Sharp (SMART Timing)

Results available at www.mylaps.com and www.smart-timing.co.uk

Printed: 07/08/2016 18:38:11



KMSC National Motorcycle Racing AC

Scottish Championship Lightweights.

Knockhill 1.267 miles

Race 23 - 2nd Race

07/08/2016 13:30

Race (10 Laps)

POLE POSITION

3	2	1	1
15 Keith DICKIE 56.114	119 Kristopher DUNCAN 55.676	49 Paul McCLUNG 54.484	1
6	5	4	2
5 Gillian McGAW 57.394	85 Steven HORNE 57.277	11 Lewis PATERSON 56.749	2
9	8	7	3
179 Bruce BIRNIE 57.843	4 Alan GIBSON 57.694	21 Grant REID 57.663	3
12	11	10	4
55 Tom ROBINSON 58.406	800 Gordon CLARK 58.351	14 Scott GORDON 57.857	4
15	14	13	5
24 Alex REID 59.035	66 Kevin WATRET 58.844	79 Ashley ROBSON 58.575	5
18	17	16	6
134 Kenneth THIRLWALL 59.825	39 Stuart HAMILTON 59.123	16 Gerry KEIRNAN 59.093	6
21	20	19	7
900 Dean CRAWFORD 1:00.974	25 Jim PURVIS 1:00.561	189 Gary CRAIG 1:00.268	7
24	23	22	8
112 Gordon MILLAR 1:03.461	74 Christine WATSON 1:02.977	77 Steven CRICHTON 1:01.786	8
	26	25	9
	117 Lianne MAYHEW 1:11.696	118 Rod WALKER 1:04.296	9

Clerk of the Course.

Orbits

Sig : Time :
Chief Timekeeper : Ian Sharp (SMART Timing)

Results available at www.mylaps.com and www.smart-timing.co.uk

Printed: 07/08/2016 18:47:36



Qualifying Results

KMSC National Motorcycle Racing AC

Sorted on best lap time

National Pre-Injection 600

Knockhill 1.267 miles

Qualifying

06/08/2016 11:15

Practice (10:00 Time) started at 10:35:34

Pos	No.	Name	Make/Model	CC	Class	Laps	Best Tm	In Lap Diff	Best Speed	2nd Best
1	47	Steven HADDOW	Yamaha	R6 600	Pl6	8	54.062	6	84.368	54.296
2	91	Lewis SHAND	Yamaha	R6 600	Pl6	11	54.214	6 0.152	84.131	54.223
3	48	David McCAFFERTY	Yamaha	R6 600	Pl6	10	54.553	8 0.491	83.608	55.327
4	26	Alan McGREGOR	Yamaha	R6	Pl6	11	54.563	8 0.501	83.593	55.047
5	41	Kieran MURRAY	Kawasaki	ZX6 600	Pl6	11	54.984	8 0.922	82.953	55.190
6	15	Jon DICKIE	Yamaha	R6 600	Pl6	10	56.039	7 1.977	81.391	56.246
7	89	Alex BASS	Yamaha	R6 600	Pl6	10	56.055	7 1.993	81.368	56.120
8	88	Brian MARR	Yamaha	R6 600	Pl6	8	56.249	6 2.187	81.088	56.734
9	6	James WILKEN	Yamaha	R6 600	Pl6	9	56.467	6 2.405	80.774	56.553
10	129	Martin HERRIOT	Yamaha	R6 600	Pl6	7	57.677	6 3.615	79.080	58.136
11	60	Douglas BROWN	Yamaha	R6 600	Pl6	10	58.442	8 4.380	78.045	58.741
12	123	Graham BLACKIE	Honda	CBR600	Pl6	8	59.608	7 5.546	76.518	59.771
13	113	Alan JACKSON	Honda	CBR 600	Pl6	9	1:00.357	6 6.295	75.569	1:00.588
14	73	Fraser CAMERON	Yamaha	R6 600	Pl6	9	1:00.508	6 6.446	75.380	1:01.334
15	127	Brendan GALL	Yamaha	R6 600	Pl6	7	1:00.540	6 6.478	75.340	1:01.180
16	11	Ross WATTS	Yamaha	YZF R6 600	Pl6	9	1:00.702	6 6.640	75.139	1:01.180
17	79	Jimmy ROTHERY	Yamaha	R6 600	Pl6	8	1:02.307	6 8.245	73.204	1:02.700
18	117	Joe HENDRIE	Yamaha	R6 600	Pl6	1	1:05.051	1 10.989	70.116	
19	118	Craig MOFFAT	Yamaha	R6 600	Pl6	1	1:06.185	1 12.123	68.914	
20	27	Darren ANDERSON	Kawasaki	ZXR 600	Pl6	1	1:14.516	1 20.454	61.210	

Clerk of the Course.

Orbits

Sig : Time :
 Chief Timekeeper : Ian Sharp (SMART Timing)
 Results available at www.mylaps.com and www.smart-timing.co.uk



Qualifying Results

KMSC National Motorcycle Racing AC

National Pre-Injection 600

Knockhill 1.267 miles

Qualifying

06/08/2016 11:15

Practice (10:00 Time) started at 10:35:34

Lap	Time of Day	Lap Tm	S1	S2	S3	SFSpd	S1Spd
(47) Steven HADDOW							
1	10:36:45.523	1:04.439	20.270	23.364	20.805	50.609	107.201
2	10:37:49.179	1:03.656	18.703	24.961	19.992	123.360	79.795
3	10:50:15.697	12:26.518	15.624			131.326	118.147
4	10:51:35.780	1:20.083	28.766	29.400	21.917	37.553	68.268
5	10:52:30.601	54.821	15.765	20.648	18.408	128.805	118.147
6	10:53:24.663	54.062	15.375	20.267	18.420	136.121	117.940
7	10:54:18.959	54.296	15.708	20.261	18.327	136.398	117.733
8	10:55:19.756	1:00.797	18.613	22.709	19.475	133.947	85.815

Lap	Time of Day	Lap Tm	S1	S2	S3	SFSpd	S1Spd
(91) Lewis SHAND							
1	10:36:47.555	1:03.952	19.828	23.099	21.025	48.175	112.976
2	10:50:05.511	13:17.956	18.040	22.894	12:37.022	105.848	96.558
3	10:51:03.944	58.433	18.297	21.396	18.740	55.645	117.321
4	10:51:58.833	54.889	15.561	20.749	18.579	134.484	118.356
5	10:52:53.130	54.297	15.367	20.540	18.390	135.571	119.409
6	10:53:47.344	54.214	15.426	20.521	18.267	135.298	119.196
7	10:54:43.450	56.106	15.755	21.364	18.987	128.068	119.621
8	10:55:38.430	54.980	15.842	20.438	18.700	136.121	116.506
9	10:56:32.653	54.223	15.085	20.654	18.484	134.754	119.196
10	10:57:27.604	54.951	15.640	20.958	18.353	135.571	119.409
11	10:58:21.830	54.226	15.247	20.609	18.370	134.484	118.147

Lap	Time of Day	Lap Tm	S1	S2	S3	SFSpd	S1Spd
(48) David McCafferty							
1	10:36:51.119	1:08.111	20.872	25.325	21.914	48.629	97.967
2	10:37:55.986	1:04.867	17.898	24.174	22.795	122.459	113.549
3	10:51:23.024	13:27.038				96.143	
4	10:52:24.494	1:01.470		22.581	19.962	53.515	115.903
5	10:53:21.101	56.607	16.109	21.669	18.829	132.624	118.565
6	10:54:16.592	55.491	15.532	21.387	18.572	135.025	118.985
7	10:55:11.919	55.327	15.478	21.225	18.624	135.571	118.565
8	10:56:06.472	54.553	15.383	20.649	18.521	135.571	118.775
9	10:57:02.080	55.608	15.585	21.208	18.815	135.025	118.985
10	10:57:58.207	56.127	15.670	21.818	18.639	133.150	118.565

Lap	Time of Day	Lap Tm	S1	S2	S3	SFSpd	S1Spd
(26) Alan McGREGOR							
1	10:36:37.856	1:00.172	18.511	22.416	19.245	60.566	114.129
2	10:37:33.794	55.938	16.094	21.142	18.702	135.025	117.321
3	10:50:06.708	12:32.914	16.013			128.068	118.985
4	10:51:06.548	59.840	18.255	21.772	19.813	57.308	115.903
5	10:52:03.403	56.855	16.241	21.448	19.166	132.886	117.526
6	10:52:59.457	56.054	15.748	21.766	18.540	128.313	119.196
7	10:53:54.504	55.047	15.339	21.013	18.695	135.845	118.775
8	10:54:49.067	54.563	15.412	20.605	18.546	134.484	117.940
9	10:55:44.412	55.345	15.715	20.591	19.039	131.842	118.356
10	10:56:40.274	55.862	16.534	20.807	18.521	117.321	116.103
11	10:57:36.180	55.906	15.423	20.760	19.723	133.680	118.775

Lap	Time of Day	Lap Tm	S1	S2	S3	SFSpd	S1Spd
(41) Kieran MURRAY							
1	10:36:43.834	1:02.220	19.819	23.002	19.399	54.250	110.193
2	10:37:39.887	56.053	16.232			131.584	115.703
3	10:50:16.170	12:36.283	16.308			132.624	116.103
4	10:51:18.322	1:02.152	19.897	22.853	19.402	39.153	115.305
5	10:52:14.930	56.608	16.117	21.679	18.812	130.306	116.506
6	10:53:10.837	55.907	15.856	20.747	19.304	128.805	116.103
7	10:54:06.102	55.265	15.889	20.673	18.703	133.415	115.703
8	10:55:01.086	54.984	15.819	20.436	18.729	132.886	115.703
9	10:55:57.284	56.198	16.015	21.207	18.976	132.886	115.107
10	10:56:52.474	55.190	15.868	20.654	18.668	132.886	117.321
11	10:57:49.853	57.379	15.847			132.624	114.323

Lap	Time of Day	Lap Tm	S1	S2	S3	SFSpd	S1Spd
(15) Jon DICKIE							
1	10:36:36.774	1:00.186	18.167	22.514	19.505	58.102	114.910
2	10:37:33.223	56.449	15.971	21.458	19.020	129.802	115.903
3	10:50:05.808	12:32.585	15.832			131.842	116.304

Lap	Time of Day	Lap Tm	S1	S2	S3	SFSpd	S1Spd
4	10:51:05.838	1:00.030	18.137	22.495	19.398	57.802	115.703
5	10:52:02.084	56.246	15.875	21.180	19.191	130.814	116.304
6	10:52:58.495	56.411	15.776	21.702	18.933	131.584	116.103
7	10:53:54.534	56.039	15.751	21.294	18.994	131.584	115.703
8	10:54:50.938	56.404	15.952	21.513	18.939	130.560	116.103
9	10:55:47.369	56.431	16.179	21.302	18.950	129.802	115.903
10	10:56:44.645	57.276	15.994	21.793	19.489	131.070	116.709

Lap	Time of Day	Lap Tm	S1	S2	S3	SFSpd	S1Spd
(89) Alex BASS							
1	10:36:36.558	1:00.882	18.589	22.660	19.633	59.918	115.107
2	10:37:33.508	56.950	16.474	21.430	19.046	131.584	117.940
3	10:50:09.602	12:36.094	16.067			134.215	119.621
4	10:51:09.709	1:00.107	18.605	22.307	19.195	54.961	117.733
5	10:52:06.631	56.922	16.067	21.289	19.566	131.584	118.565
6	10:53:47.289	1:40.658	59.412	22.011	19.235	121.572	109.832
7	10:54:43.344	56.055	15.708	21.273	19.074	133.150	120.049
8	10:55:39.875	56.531	16.081	21.157	19.293	133.415	115.703
9	10:56:35.995	56.120	15.814	21.296	19.010	131.584	119.835
10	10:57:32.452	56.457	15.602	22.079	18.776	133.947	119.409

Lap	Time of Day	Lap Tm	S1	S2	S3	SFSpd	S1Spd
(88) Brian MARR							
1	10:36:37.738	1:00.614	18.423	22.776	19.415	59.440	114.323
2	10:37:34.472	56.734	16.288	21.560	18.886	133.680	115.903
3	10:50:05.091	12:30.619	15.981			134.754	117.116
4	10:51:06.438	1:01.347	18.582	22.605	20.160	57.113	114.714
5	10:52:03.200	56.762	16.131	21.278	19.353	133.680	115.305
6	10:52:59.449	56.249	15.740	21.726	18.783	131.842	116.709
7	10:53:57.372	57.923	16.361	22.089	19.473	133.415	115.305
8	10:54:54.264	56.892	15.818	21.778	19.296	132.102	115.703

Lap	Time of Day	Lap Tm	S1	S2	S3	SFSpd	S1Spd
(6) James WILKEN							
1	10:36:40.473	1:02.115	19.383	23.121	19.611	57.554	108.941
2	10:37:38.201	57.728	16.819	21.909	19.000	122.014	113.549
3	10:50:08.202	12:30.001	16.472			125.201	113.935
4	10:51:08.460	1:00.258	18.661	22.435	19.162	52.428	108.413
5	10:52:05.678	57.218	16.279	21.528	19.411	125.201	113.166
6	10:53:02.145	56.467	16.159	21.630	18.678	126.380	114.129
7	10:53:58.822	56.677	16.421	21.624	18.632	122.236	114.910
8	10:54:55.375	56.553	16.417	21.390	18.746	126.618	115.107
9	10:55:53.275	57.900	17.168	21.592	19.140	124.968	113.935

Lap	Time of Day	Lap Tm	S1	S2	S3	SFSpd	S1Spd
(129) Martin HERRIOT							
1	10:36:52.720	1:06.284	21.212	24.346	20.726	50.647	106.015
2	10:37:57.759	1:05.039	17.176	23.884	23.979	127.581	111.660
3	10:50:11.124	12:13.365				109.832	
4	10:51:19.348	1:08.224		25.851	21.114	49.820	89.120
5	10:52:22.798	1:03.450	19.123	23.867	20.460	108.064	98.688
6	10:53:20.475	57.677	16.143	21.876	19.658	129.802	111.660
7	10:54:18.611	58.136	16.655	21.951	19.530	130.306	113.742

Lap	Time of Day	Lap Tm	S1	S2</
-----	-------------	--------	----	------

Qualifying Results

KMSC National Motorcycle Racing AC

National Pre-Injection 600

Knockhill 1.267 miles

Qualifying

06/08/2016 11:15

Practice (10:00 Time) started at 10:35:34

Lap	Time of Day	Lap Tm	S1	S2	S3	SFSpd	S1Spd	Lap	Time of Day	Lap Tm	S1	S2	S3	SFSpd	S1Spd
4	10:51:21.484	1:09.800		26.251	21.833	46.441	101.678								
5	10:52:23.617	1:02.133	17.112	24.313	20.708	124.044	103.402								
6	10:53:23.388	59.771	16.534	22.988	20.249	127.339	109.832								
7	10:54:22.996	59.608	16.707	22.673	20.228	125.435	108.941								
8	10:55:25.789	1:02.793	17.834	24.557	20.402	126.380	105.848								

(113) Alan JACKSON

1	10:37:02.150	1:12.740	23.153	27.486	22.101	39.267	101.371
2	10:50:31.147	12:24.982					
3	10:51:40.797	1:09.650		25.559	21.592	45.714	95.868
4	10:52:41.986	1:01.189	17.040	23.524	20.625	127.098	110.374
5	10:53:43.048	1:01.062	17.049	23.445	20.568	128.805	109.296
6	10:54:43.405	1:00.357	16.620	23.548	20.189	128.805	109.653
7	10:55:44.017	1:00.612	17.156	22.987	20.469	121.133	111.290
8	10:56:44.605	1:00.588	16.801	23.363	20.424	127.098	111.474
9	10:57:45.841	1:01.236	17.024	23.018	21.194	127.098	113.166

(73) Fraser CAMERON

1	10:37:00.480	1:10.631	23.020	26.615	20.996	42.206	99.419
2	10:38:02.935	1:02.455	16.888	23.639	21.928	122.459	105.681
3	10:50:14.593	12:11.658				107.372	
4	10:51:21.812	1:07.219		25.365	20.779	46.059	101.678
5	10:52:24.336	1:02.524	17.874	24.376	20.274	118.147	102.298
6	10:53:24.844	1:00.508	17.196	23.287	20.025	125.670	112.033
7	10:54:26.178	1:01.334	17.482	23.630	20.222	117.940	104.692
8	10:55:27.672	1:01.494	17.430	23.567	20.497	120.915	105.020
9	10:56:31.370	1:03.698	17.673	24.260	21.765	122.459	96.143

(127) Brendan GALL

1	10:36:55.456	1:07.143	21.772	24.486	20.885	41.708	105.349
2	10:37:59.465	1:04.009	17.146	23.857	23.006	126.142	104.856
3	10:50:08.796	12:09.331				120.265	
4	10:51:15.830	1:07.034		24.697	21.119	53.858	109.653
5	10:52:17.010	1:01.180	16.893	24.251	20.036	126.142	110.193
6	10:53:17.550	1:00.540	17.557	23.130	19.853	125.201	111.290
7	10:54:19.230	1:01.680	17.653	23.492	20.535	125.670	112.976

(11) Ross WATTS

1	10:37:02.608	1:11.776	22.882			45.807	92.308
2	10:50:13.869	12:06.486					
3	10:51:21.654	1:07.785		26.051	21.411	46.409	97.540
4	10:52:24.266	1:02.612	17.766	24.230	20.616	121.133	102.142
5	10:53:26.433	1:02.167	18.045	23.792	20.330	121.133	106.520
6	10:54:27.135	1:00.702	17.059	23.521	20.122	123.815	109.118
7	10:55:28.315	1:01.180	17.476	23.201	20.503	122.908	103.242
8	10:56:31.774	1:03.459	17.652	24.316	21.491	121.792	104.366
9	10:57:34.591	1:02.817	17.711	24.889	20.217	120.265	103.561

(79) Jimmy ROTHERY

1	10:36:54.897	1:07.316	21.846	23.855	21.615	38.194	104.043
2	10:37:57.821	1:02.924	17.530	23.633	21.761	120.265	107.890
3	10:50:52.343	12:54.522				117.321	
4	10:52:08.407	1:16.064		25.752	28.816	45.221	102.768
5	10:53:11.245	1:02.838	18.615	23.007	21.216	112.408	106.859
6	10:54:13.552	1:02.307	18.087	23.057	21.163	117.940	106.183
7	10:55:16.252	1:02.700	17.710	23.635	21.355	117.940	106.015
8	10:56:19.149	1:02.897	17.719	23.902	21.276	118.985	107.030

(117) Joe HENDRIE

1	10:36:50.771	1:05.051	20.293	23.741	21.017	51.463	107.030
---	--------------	-----------------	--------	--------	---------------	--------	---------

(118) Craig MOFFAT

1	10:36:51.348	1:06.185	19.952	24.981	21.252	51.227	107.717
---	--------------	-----------------	--------	--------	---------------	--------	---------

(27) Darren ANDERSON

1	10:37:03.268	1:14.516	22.946	27.566	24.004	40.894	94.651
---	--------------	-----------------	--------	---------------	---------------	--------	---------------

Clerk of the Course.

Sig : Time :
 Chief Timekeeper : Ian Sharp (SMART Timing)
 Results available at www.mylaps.com and www.smart-timing.co.uk

Printed: 07/08/2016 18:58:23

Orbits



KMSC National Motorcycle Racing AC

National Pre-Injection 600

Knockhill 1.267 miles

Race 2 - 1st Race

06/08/2016 13:45

Race (10 Laps) started at 13:17:31

POLE POSITION

3	2	1	1
48 David McCAFFERTY 54.553	91 Lewis SHAND 54.214	47 Steven HADDOW 54.062	1
6	5	4	2
15 Jon DICKIE 56.039	41 Kieran MURRAY 54.984	26 Alan McGREGOR 54.563	2
9	8	7	3
6 James WILKEN 56.467	88 Brian MARR 56.249	89 Alex BASS 56.055	3
12	11	10	4
123 Graham BLACKIE 59.608	60 Douglas BROWN 58.442	129 Martin HERRIOT 57.677	4
15	14	13	5
127 Brendan GALL 1:00.540	73 Fraser CAMERON 1:00.508	113 Alan JACKSON 1:00.357	5
18	17	16	6
117 Joe HENDRIE 1:05.051	79 Jimmy ROTHERY 1:02.307	11 Ross WATTS 1:00.702	6
	20	19	7
	27 Darren ANDERSON 1:14.516	118 Craig MOFFAT 1:06.185	7

Clerk of the Course.

Orbits

Sig : Time :
Chief Timekeeper : Ian Sharp (SMART Timing)
Results available at www.mylaps.com and www.smart-timing.co.uk



KMSC National Motorcycle Racing AC

National Pre-Injection 600

Knockhill 1.267 miles

Race 24 - 2nd Race

07/08/2016 13:45

Race (10 Laps)

POLE POSITION

3	2	1	1
48 David McCAFFERTY 54.553	91 Lewis SHAND 54.214	47 Steven HADDOW 54.062	1
6	5	4	2
15 Jon DICKIE 56.039	41 Kieran MURRAY 54.984	26 Alan McGREGOR 54.563	2
9	8	7	3
6 James WILKEN 56.467	88 Brian MARR 56.249	89 Alex BASS 56.055	3
12	11	10	4
123 Graham BLACKIE 59.608	60 Douglas BROWN 58.442	129 Martin HERRIOT 57.677	4
15	14	13	5
127 Brendan GALL 1:00.540	73 Fraser CAMERON 1:00.508	113 Alan JACKSON 1:00.357	5
18	17	16	6
117 Joe HENDRIE 1:05.051	79 Jimmy ROTHERY 1:02.307	11 Ross WATTS 1:00.702	6
	20	19	7
	27 Darren ANDERSON 1:14.516	118 Craig MOFFAT 1:06.185	7

Clerk of the Course.

Orbits

Sig : Time :
 Chief Timekeeper : Ian Sharp (SMART Timing)
 Results available at www.mylaps.com and www.smart-timing.co.uk



Qualifying Results

KMSC National Motorcycle Racing AC

Sorted on best lap time

Scottish Championship Superstock 600

Knockhill 1.267 miles

Qualifying

06/08/2016 11:30

Practice (10:00 Time) started at 11:01:38

Pos	No.	Name	Make/Model	CC	Class	Laps	Best Tm	In Lap Diff	Best Speed	2nd Best
1	45	Ewan GRAY	Kawasaki	ZX6R 600	S6	9	52.525	8	86.837	52.645
2	99	Callum GRIGOR	Kawasaki	ZX6R 600	S6	11	52.549	8 0.024	86.797	52.691
3	64	Sam MUNRO	Kawasaki	ZX6R 600	S6	11	53.286	8 0.761	85.596	53.393
4	21	Sean COOPER	Kawasaki	ZX6R 600	S6	11	53.726	8 1.201	84.895	53.755
5	31	Torquil PATERSON	Yamaha	R6 600	S6	4	53.818	4 1.293	84.750	54.517
6	84	Kyle HARPER	Kawasaki	ZX6R 600	S6	11	54.441	6 1.916	83.780	54.627
7	75	Charlie BUNYAN	Yamaha	R6 600	S6	9	54.473	8 1.948	83.731	54.532
8	11	Patrick FORMAN	Kawasaki	ZX6R 600	S6	11	55.085	7 2.560	82.801	55.342
9	35	Kevin GILES	Kawasaki	ZX6R 600	S6	11	55.914	5 3.389	81.573	56.278
10	89	David MUNRO	Yamaha	R6 600	S6	11	55.993	8 3.468	81.458	56.090
11	87	Steven ALLISON	Kawasaki	ZX6R 600	S6	11	56.022	8 3.497	81.416	56.209
12	85	Steve HORNE	Triumph	Dayton 675	S6	11	56.041	10 3.516	81.388	56.194
13	184	Ryan GIBSON	Yamaha	R6 600	S6	7	57.042	5 4.517	79.960	57.502
14	17	Roddy MacLEOD	Suzuki	GSXR 600 K7	S6	10	57.225	10 4.700	79.705	57.258
15	58	Barry STEWART	Yamaha	R6 600	S6	9	58.081	4 5.556	78.530	58.270
16	79	Ashley ROBSON	Kawasaki	ZX6R 600	S6	10	59.212	6 6.687	77.030	59.262
17	28	Paul BOWERBANK	Yamaha	R6 600	S6	1	1:01.705	1 9.180	73.918	

Clerk of the Course.

Orbits

Sig : Time :
 Chief Timekeeper : Ian Sharp (SMART Timing)
 Results available at www.mylaps.com and www.smart-timing.co.uk



Qualifying Results

KMSC National Motorcycle Racing AC

Scottish Championship Superstock 600

Knockhill 1.267 miles

Qualifying

06/08/2016 11:30

Practice (10:00 Time) started at 11:01:38

Lap	Time of Day	Lap Tm	S1	S2	S3	SFSpd	S1Spd
(45) Ewan GRAY							
1	11:02:37.730	56.063	17.477	20.395	18.191	57.161	120.915
2	11:03:30.730	53.000	15.123	19.828	18.049	140.392	122.908
3	11:04:23.457	52.727	15.074	19.731	17.922	139.808	123.587
4	11:05:16.304	52.847	14.813	19.947	18.087	139.808	124.044
5	11:06:09.251	52.947	14.822	20.192	17.933	138.652	124.273
6	11:07:01.986	52.735	15.005	19.652	18.078	137.234	123.815
7	11:07:54.631	52.645	14.964	19.872	17.809	138.652	122.014
8	11:08:47.156	52.525	14.805	19.958	17.762	139.517	123.587
9	11:09:40.284	53.128	14.882	19.860	18.386	142.177	121.792

Lap	Time of Day	Lap Tm	S1	S2	S3	SFSpd	S1Spd
(99) Callum GRIGOR							
1	11:02:44.540	58.779	18.291	21.313	19.175	54.515	120.265
2	11:03:37.863	53.323	15.303	19.878	18.142	133.415	121.133
3	11:04:31.071	53.208	15.095	19.836	18.277	135.845	121.572
4	11:05:24.001	52.930	15.065	19.814	18.051	136.121	122.459
5	11:06:16.784	52.783	15.048	19.786	17.949	136.675	121.792
6	11:07:09.946	53.162	15.007	20.079	18.076	136.954	122.683
7	11:08:02.637	52.691	15.089	19.605	17.997	136.121	121.572
8	11:08:55.186	52.549	15.035	19.598	17.916	137.234	122.236
9	11:09:48.454	53.268	15.089	20.107	18.072	136.675	121.572
10	11:10:43.208	54.754	15.236	20.707	18.811	136.954	122.683
11	11:11:36.004	52.796	14.966	19.846	17.984	135.845	121.352

Lap	Time of Day	Lap Tm	S1	S2	S3	SFSpd	S1Spd
(64) Sam MUNRO							
1	11:02:57.562	58.157	18.162	21.448	18.547	55.830	121.352
2	11:03:52.589	55.027	15.503	20.720	18.804	138.366	121.133
3	11:04:46.832	54.243	15.309	20.574	18.360	136.954	122.014
4	11:05:40.371	53.539	15.144	20.368	18.027	138.939	122.014
5	11:06:34.607	54.236	15.373	20.655	18.208	140.687	122.683
6	11:07:28.806	54.199	15.277	20.793	18.129	139.808	119.621
7	11:08:22.199	53.393	15.077	20.256	18.060	138.939	122.683
8	11:09:15.485	53.286	15.100	20.205	17.981	138.939	123.360
9	11:10:09.074	53.589	15.052	20.108	18.429	139.808	121.352
10	11:11:02.897	53.823	15.173	20.430	18.220	138.652	122.459
11	11:11:56.504	53.607	15.186	20.341	18.080	138.652	120.915

Lap	Time of Day	Lap Tm	S1	S2	S3	SFSpd	S1Spd
(21) Sean COOPER							
1	11:03:01.429	59.503	19.082	21.497	18.924	48.629	119.196
2	11:03:56.123	54.694	15.601	20.663	18.430	137.516	121.352
3	11:04:59.457	1:03.334	23.382	21.694	18.258	140.392	88.649
4	11:05:53.212	53.755	15.474	20.371	17.910	139.517	121.792
5	11:06:48.169	54.957	15.229	20.669	19.059	141.279	123.587
6	11:07:42.037	53.868	15.348	20.553	17.967	139.517	122.683
7	11:08:35.835	53.798	15.370	20.491	17.937	140.687	123.360
8	11:09:29.561	53.726	15.480	20.398	17.848	137.516	122.459
9	11:10:23.574	54.013	15.449	20.556	18.008	139.808	122.236
10	11:11:22.317	58.743	19.342	21.219	18.182	141.279	109.474
11	11:12:16.084	53.767	15.505	20.420	17.842	137.234	122.459

Lap	Time of Day	Lap Tm	S1	S2	S3	SFSpd	S1Spd
(31) Torquill PATERSON							
1	11:03:14.402	1:08.232	23.999	25.102	19.131	42.259	81.739
2	11:04:09.366	54.964	15.645	20.581	18.738	139.517	122.014
3	11:05:03.883	54.517	15.476	20.760	18.281	140.687	122.014
4	11:05:57.701	53.818	15.334	20.400	18.084	141.577	124.044

Lap	Time of Day	Lap Tm	S1	S2	S3	SFSpd	S1Spd
(84) Kyle HARPER							
1	11:02:45.679	1:00.442	17.963	23.239	19.240	58.253	118.775
2	11:03:42.166	56.487	16.446	21.282	18.759	135.298	119.621
3	11:04:37.608	55.442	15.844	21.126	18.472	136.398	119.835
4	11:05:32.352	54.744	15.685	20.679	18.380	133.150	120.697
5	11:06:27.018	54.666	15.565	20.577	18.524	133.947	120.697
6	11:07:21.459	54.441	15.642	20.609	18.190	135.298	120.480
7	11:08:16.086	54.627	15.575	20.584	18.468	136.121	120.265
8	11:09:10.760	54.674	15.632	20.705	18.337	135.298	120.265

Lap	Time of Day	Lap Tm	S1	S2	S3	SFSpd	S1Spd
9	11:10:05.458	54.698	15.826	20.702	18.170	136.121	120.265
10	11:11:00.449	54.991	15.731	20.543	18.717	136.121	120.480
11	11:11:55.268	54.819	15.447	20.901	18.471	135.025	120.049

Lap	Time of Day	Lap Tm	S1	S2	S3	SFSpd	S1Spd
(75) Charlie BUNYAN							
1	11:02:44.561	1:01.393	19.027	22.790	19.576	55.923	117.733
2	11:03:41.376	56.815	16.472	21.340	19.003	131.584	118.775
3	11:04:37.022	55.646	15.621	21.184	18.841	136.121	118.147
4	11:05:32.049	55.027	15.661	20.842	18.524	136.398	121.792
5	11:06:26.602	54.553	15.348	20.738	18.467	136.954	121.792
6	11:07:21.267	54.665	15.333	20.993	18.339	137.516	119.409
7	11:08:15.799	54.532	15.524	20.597	18.411	137.798	121.133
8	11:09:10.272	54.473	15.253	20.769	18.451	137.798	118.565
9	11:10:04.984	54.712	15.348	20.825	18.539	136.675	118.147

Lap	Time of Day	Lap Tm	S1	S2	S3	SFSpd	S1Spd
(11) Patrick FORMAN							
1	11:02:45.449	1:01.629	18.868	23.511	19.250	56.727	114.714
2	11:03:41.946	56.497	16.437	21.205	18.855	130.814	116.506
3	11:04:37.618	55.672	15.786	21.214	18.672	133.947	115.903
4	11:05:33.481	55.863	16.158	21.195	18.510	131.326	118.356
5	11:06:28.848	55.367	15.616	21.032	18.719	132.886	116.304
6	11:07:24.235	55.387	15.650	20.949	18.788	131.326	116.709
7	11:08:19.320	55.085	15.587	20.871	18.627	132.624	116.912
8	11:09:14.662	55.342	15.660	20.908	18.774	132.362	114.714
9	11:10:10.141	55.479	15.821	21.102	18.556	131.070	114.323
10	11:11:05.569	55.428	15.827	20.879	18.722	132.886	116.103
11	11:12:00.940	55.371	15.657	21.017	18.697	132.102	115.504

Lap	Time of Day	Lap Tm	S1	S2	S3	SFSpd	S1Spd
(35) Kevin GILES							
1	11:02:47.119	1:00.533	18.851	22.190	19.492	57.653	115.903
2	11:03:44.539	57.420	16.314	22.065	19.041	136.121	118.147
3	11:04:40.985	56.446	15.870	21.912	18.664	137.234	118.565
4	11:05:37.263	56.278	15.905	21.612	18.761	137.234	117.116
5	11:06:33.177	55.914	15.513	21.330	19.071	137.234	119.409
6	11:07:30.161	56.984	16.081	22.073	18.830	135.025	117.733
7	11:08:26.716	56.555	16.018	21.692	18.845	137.516	117.116
8	11:09:23.257	56.541	16.003	21.492	19.046	137.798	118.356
9	11:10:19.948	56.691	15.981	21.800	18.910	136.675	117.940
10	11:11:16.261	56.313	16.001	21.546	18.766	136.398	117.733
11	11:12:12.674	56.413	16.001	21.526	18.886	137.234	118.356

Lap	Time of Day	Lap Tm	S1	S2	S3	SFSpd	S1Spd
(89) David MUNRO							
1	11:02:49.473	1:01.047	18.856	22.805	19.386	57.603	115.903
2	11:03:47.415	57.942	16.332	22.814	18.796	134.484	117.116
3	11:04:43.505	56.090	16.021	21.562	18.507	132.102	117.321
4	11:05:39.770	56.265	15.979	21.595	18.691	133.150	117.526
5	11:06:36.617	56.847	16.421	21.550	18.876	133.415	114.323
6	11:07:32.728	56.111	16.101	21.387	18.623	130.814	115.903
7	11:08:29.021	56.293	16.261	21.481	18.551	130.053	115.903
8	11:09:25.014	55.993	15.979	21.466	18.548	135.845	118.147
9	11:10:21.754	56.740	16.185	21.820	18.735	133.947	117.526
10	11:11:17.986	56.232	16.332	21.286	18.614	132.886	117.940
11	11:12:14.208	56.222	16.208	21.386	18.628	134.484	118.985

Lap	Time of Day	Lap Tm	S1	S2	S3	SFSpd	S1Spd
(87) Steven ALLISON							
1	11:02:47.787	1:00.663	18.677			58.918	114.323
2	11:03:45.010	57.223	16.156			131.326	116.506
3	11:04:41.397	56.387	15.845			132.362	116.506
4	11:05:37.656	56.259	15.925			132.624	114.129
5	11:06:34.15						

Qualifying Results

KMSC National Motorcycle Racing AC

Scottish Championship Superstock 600

Knockhill 1.267 miles

Qualifying

06/08/2016 11:30

Practice (10:00 Time) started at 11:01:38

Lap	Time of Day	Lap Tm	S1	S2	S3	SFSpd	S1Spd	Lap	Time of Day	Lap Tm	S1	S2	S3	SFSpd	S1Spd
(85) Steve HORNE															
1	11:02:48.375	1:00.753	18.465	23.042	19.246	62.835	119.196								
2	11:03:46.081	57.706	15.849	22.800	19.057	136.121	122.014								
3	11:04:42.367	56.286	15.694	21.937	18.655	136.954	122.014								
4	11:05:38.561	56.194	15.597	21.942	18.655	135.845	121.792								
5	11:06:35.311	56.750	15.882	21.765	19.103	132.624	122.014								
6	11:07:31.560	56.249	15.786	21.762	18.701	130.053	121.352								
7	11:08:28.536	56.976	15.747	22.138	19.091	137.234	119.409								
8	11:09:24.813	56.277	15.629	21.842	18.806	137.234	122.236								
9	11:10:21.615	56.802	15.790	22.178	18.834	133.680	121.352								
10	11:11:17.656	56.041	15.685	21.741	18.615	135.025	120.915								
11	11:12:14.044	56.388	15.675	21.983	18.730	134.484	120.697								

(184) Ryan GIBSON															
1	11:02:51.427	1:01.846	18.844	23.445	19.557	57.653	116.103								
2	11:03:50.063	58.636	16.326	22.883	19.427	132.886	118.356								
3	11:04:47.924	57.861	16.047	22.084	19.730	133.947	118.775								
4	11:05:45.426	57.502	16.254	22.109	19.139	130.053	118.565								
5	11:06:42.468	57.042	16.101	21.891	19.050	132.886	118.356								
6	11:07:40.129	57.661	16.331	22.041	19.289	132.362	116.304								
7	11:08:37.781	57.652	16.517	22.267	18.868	127.339	118.147								

(17) Roddy MacLEOD															
1	11:02:55.170	1:04.241	19.867	23.798	20.576	53.600	110.739								
2	11:03:55.493	1:00.323	17.107	22.883	20.333	128.559	113.935								
3	11:04:54.542	59.049	16.572	22.769	19.708	134.215	113.549								
4	11:05:53.074	58.532	16.587	22.523	19.422	132.624	115.305								
5	11:06:51.904	58.830	16.880	22.437	19.513	133.415	115.903								
6	11:07:49.162	57.258	16.082	21.945	19.231	135.298	116.912								
7	11:08:47.204	58.042	16.345	22.283	19.414	134.215	115.703								
8	11:09:45.695	58.491	16.462	22.356	19.673	132.886	114.323								
9	11:10:43.397	57.702	16.260	22.194	19.248	131.326	116.709								
10	11:11:40.622	57.225	16.158	21.770	19.297	132.102	115.107								

(58) Barry STEWART															
1	11:02:52.313	1:03.301	19.398			55.737	115.305								
2	11:03:53.215	1:00.902	17.347			132.886	114.129								
3	11:04:52.201	58.986	16.572			132.624	113.742								
4	11:05:50.282	58.081	16.016			131.070	115.305								
5	11:06:48.588	58.306	16.368			131.326	114.910								
6	11:07:46.858	58.270	16.180			130.560	114.910								
7	11:08:45.555	58.697	16.270			131.070	113.935								
8	11:09:45.627	1:00.072	16.554			129.302	111.846								
9	11:10:45.136	59.509	16.856			129.053	113.935								

(79) Ashley ROBSON															
1	11:03:12.179	1:07.120	22.071	24.294	20.755	41.942	101.524								
2	11:04:13.359	1:01.180	17.720	23.238	20.222	115.703	108.588								
3	11:05:13.050	59.691	16.934	22.669	20.088	121.352	111.290								
4	11:06:12.312	59.262	16.796	22.704	19.762	122.683	110.922								
5	11:07:11.599	59.287	16.782	22.655	19.850	123.587	111.105								
6	11:08:10.811	59.212	16.643	22.673	19.896	124.735	111.290								
7	11:09:10.225	59.414	16.801	22.703	19.910	125.201	110.922								
8	11:10:09.924	59.699	17.056	22.581	20.062	125.905	111.660								
9	11:11:09.308	59.384	16.733	22.627	20.024	125.905	114.910								
10	11:12:09.172	59.864	17.058	22.981	19.825	122.908	111.105								

(28) Paul BOWERBANK															
1	11:02:46.362	1:01.705	18.934	23.298	19.473	55.507	121.352								

Clerk of the Course.

Sig : Time :
Chief Timekeeper : Ian Sharp (SMART Timing)

Results available at www.mylaps.com and www.smart-timing.co.uk

Printed: 07/08/2016 19:00:44

Orbits



KMSC National Motorcycle Racing AC

Scottish Championship Superstock 600

Knockhill 1.267 miles

Race 3 - 1st Race

06/08/2016 14:00

Race (10 Laps) started at 13:39:05

POLE POSITION

3 64 Sam MUNRO 53.286	2 99 Callum GRIGOR 52.549	1 45 Ewan GRAY 52.525	1
6 84 Kyle HARPER 54.441	5 31 Torquil PATERSON 53.818	4 21 Sean COOPER 53.726	2
9 35 Kevin GILES 55.914	8 11 Patrick FORMAN 55.085	7 75 Charlie BUNYAN 54.473	3
12 85 Steve HORNE 56.041	11 87 Steven ALLISON 56.022	10 89 David MUNRO 55.993	4
15 58 Barry STEWART 58.081	14 17 Roddy MacLEOD 57.225	13 184 Ryan GIBSON 57.042	5
	17 28 Paul BOWERBANK 1:01.705	16 79 Ashley ROBSON 59.212	6

Clerk of the Course.

Orbits

Sig : Time :
Chief Timekeeper : Ian Sharp (SMART Timing)
Results available at www.mylaps.com and www.smart-timing.co.uk



KMSC National Motorcycle Racing AC

Scottish Championship Superstock 600

Knockhill 1.267 miles

Race 25 - 2nd Race

07/08/2016 14:00

Race (10 Laps)

POLE POSITION

3	2	1	1
64 Sam MUNRO 53.286	99 Callum GRIGOR 52.549	45 Ewan GRAY 52.525	1
6	5	4	2
84 Kyle HARPER 54.441	31 Torquil PATERSON 53.818	21 Sean COOPER 53.726	2
9	8	7	3
35 Kevin GILES 55.914	11 Patrick FORMAN 55.085	75 Charlie BUNYAN 54.473	3
12	11	10	4
85 Steve HORNE 56.041	87 Steven ALLISON 56.022	89 David MUNRO 55.993	4
15	14	13	5
58 Barry STEWART 58.081	17 Roddy MacLEOD 57.225	184 Ryan GIBSON 57.042	5
	17	16	6
	28 Paul BOWERBANK 1:01.705	79 Ashley ROBSON 59.212	6

Clerk of the Course.

Orbits

Sig : Time :
 Chief Timekeeper : Ian Sharp (SMART Timing)
 Results available at www.mylaps.com and www.smart-timing.co.uk



Qualifying Results

KMSC National Motorcycle Racing AC

Sorted on best lap time

KMSC Open Post Classics / Classics

Knockhill 1.267 miles

Qualifying

06/08/2016 11:45

Practice (10:00 Time) started at 11:13:52

Pos	No.	Name	Make/Model	CC	Class	Laps	Best Tm	In Lap	Diff	Best Speed	2nd Best
1	87	Jodie CHALK	Honda	CBR500	PC	10	59.445	5		76.728	59.817
2	51	Neil MUNRO	Honda	CBR500	PC	10	1:00.365	5	0.920	75.559	1:00.375
3	298	Donald HENRY	Suzuki	Bandit 600	PC	10	1:00.400	5	0.955	75.515	1:00.677
4	13	Andrew BARTON	Honda	CB500	PC	9	1:03.616	7	4.171	71.697	1:03.737
5	22	Ian RUSSELL	Honda	NSR250	PC	10	1:04.998	10	5.553	70.173	1:05.063
6	333	Peter DOLAN	Honda	CB500	PC	9	1:05.700	9	6.255	69.423	1:06.052
7	25	Andrew KIRKWOOD	Honda	CB500	PC	9	1:06.438	5	6.993	68.652	1:06.871

Clerk of the Course.

Sig :

Time :

Chief Timekeeper : Ian Sharp (SMART Timing)

Results available at www.mylaps.com and www.smart-timing.co.uk

Printed: 07/08/2016 18:24:31

Orbits



Qualifying Results

KMSC National Motorcycle Racing AC

KMSC Open Post Classics / Classics

Knockhill 1.267 miles

Qualifying

06/08/2016 11:45

Practice (10:00 Time) started at 11:13:52

Lap	Time of Day	Lap Tm	S1	S2	S3	SFSpd	S1Spd
(87) Jodie CHALK							
1	11:14:56.519	1:03.039	19.535	22.921	20.583	56.871	95.868
2	11:15:56.824	1:00.305	17.391	22.469	20.445	108.941	97.682
3	11:16:56.862	1:00.038	17.329	22.348	20.361	109.118	97.967
4	11:17:56.679	59.817	17.295	22.275	20.247	108.588	98.398
5	11:18:56.124	59.445	17.078	22.160	20.207	109.653	98.111
6	11:19:56.462	1:00.338	17.113	22.340	20.885	108.588	98.398
7	11:21:39.150	1:42.688	17.916	22.989	1:01.783	107.372	95.868
8	11:22:43.432	1:04.282	19.522	23.588	21.172	56.016	98.398
9	11:23:44.976	1:01.544	17.580	23.018	20.946	104.529	98.254
10	11:24:46.746	1:01.770	17.383	23.005	21.382	106.351	97.682

Lap	Time of Day	Lap Tm	S1	S2	S3	SFSpd	S1Spd
(51) Neil MUNRO							
1	11:15:01.712	1:05.578	20.736	23.798	21.044	50.647	96.976
2	11:16:02.344	1:00.632	17.306	22.910	20.416	117.321	102.926
3	11:17:03.322	1:00.978	17.388	22.819	20.771	117.733	103.402
4	11:18:03.853	1:00.531	17.212	22.889	20.430	117.940	102.611
5	11:19:04.218	1:00.365	17.311	22.636	20.418	118.775	102.768
6	11:20:04.707	1:00.489	17.372	22.469	20.648	118.356	103.721
7	11:21:05.082	1:00.375	17.376	22.438	20.561	117.940	103.721
8	11:22:05.914	1:00.832	17.445	22.546	20.841	118.565	103.561
9	11:23:06.991	1:01.077	17.879	22.788	20.410	116.912	104.043
10	11:24:07.400	1:00.409	17.343	22.758	20.308	117.116	103.721

Lap	Time of Day	Lap Tm	S1	S2	S3	SFSpd	S1Spd
(298) Donald HENRY							
1	11:15:01.072	1:05.625	20.978	23.225	21.422	51.032	97.824
2	11:16:02.312	1:01.240	17.640	22.920	20.680	110.556	98.979
3	11:17:03.813	1:01.501	17.654	23.015	20.832	113.935	100.762
4	11:18:04.852	1:01.039	17.246	22.749	21.044	112.786	100.310
5	11:19:05.252	1:00.400	17.261	22.476	20.663	111.105	99.863
6	11:20:05.929	1:00.677	17.446	22.477	20.754	112.976	100.460
7	11:21:07.374	1:01.445	17.393	23.017	21.035	113.742	101.066
8	11:22:08.659	1:01.285	17.577	22.682	21.026	113.166	98.543
9	11:23:09.627	1:00.968	17.422	22.758	20.788	112.220	99.566
10	11:24:11.864	1:02.237	17.267	23.164	21.806	112.408	100.914

Lap	Time of Day	Lap Tm	S1	S2	S3	SFSpd	S1Spd
(13) Andrew BARTON							
1	11:15:05.251	1:08.695	21.783	24.927	21.985	48.244	89.957
2	11:16:11.045	1:05.794	19.624	24.438	21.732	103.721	91.928
3	11:17:16.618	1:05.573	19.773	24.055	21.745	102.926	93.076
4	11:18:20.844	1:04.226	18.461	24.264	21.501	103.402	91.179
5	11:19:24.989	1:04.145	18.208	24.154	21.783	101.678	91.427
6	11:20:28.726	1:03.737	18.104	23.700	21.933	101.678	92.308
7	11:21:32.342	1:03.616	18.333	23.792	21.491	100.762	91.928
8	11:22:37.177	1:04.835	18.778	24.243	21.814	100.161	92.181
9	11:23:41.261	1:04.084	18.441	24.075	21.568	99.125	91.928

Lap	Time of Day	Lap Tm	S1	S2	S3	SFSpd	S1Spd
(22) Ian RUSSELL							
1	11:15:04.683	1:09.916	21.647	25.647	22.622	50.955	90.564
2	11:16:10.415	1:05.732	19.394	24.406	21.932	103.242	91.928
3	11:17:15.784	1:05.369	19.522	24.087	21.760	103.721	91.677
4	11:18:21.765	1:05.981	19.388	24.679	21.914	101.218	92.308
5	11:19:26.943	1:05.178	19.123	24.218	21.837	102.142	90.686
6	11:20:32.334	1:05.391	19.338	24.153	21.900	100.762	91.802
7	11:21:37.987	1:05.653	19.628	24.393	21.632	101.987	91.802
8	11:22:43.647	1:05.660	19.279	24.457	21.924	101.832	92.181
9	11:23:48.710	1:05.063	19.010	23.979	22.074	99.272	92.181
10	11:24:53.708	1:04.998	19.346	24.064	21.588	100.611	91.427

Lap	Time of Day	Lap Tm	S1	S2	S3	SFSpd	S1Spd
(333) Peter DOLAN							
1	11:15:09.327	1:10.067	21.143	25.544	23.380	50.609	87.837
2	11:16:16.022	1:06.695	19.502	24.650	22.543	95.595	89.358
3	11:17:25.086	1:09.064	19.080	26.788	23.196	98.833	89.957
4	11:18:31.632	1:06.546	19.146	24.756	22.644	96.281	88.183
5	11:19:38.900	1:07.268	19.542	24.368	23.358	96.976	85.054

Clerk of the Course.

Sig :

Time :

Chief Timekeeper : Ian Sharp (SMART Timing)

 Results available at www.mylaps.com and www.smart-timing.co.uk

Printed: 07/08/2016 18:56:55



Orbits

KMSC National Motorcycle Racing AC

KMSC Open Post Classics / Classics

Knockhill 1.267 miles

Race 4 - 1st Race - AMENDED GRID

06/08/2016 14:15

Race (10 Laps) started at 13:53:13

POLE POSITION

3	2	1	1
298 Donald HENRY 1:00.400	51 Neil MUNRO 1:00.365	87 Jodie CHALK 59.445	
6	5	4	2
333 Peter DOLAN 1:05.700	22 Ian RUSSELL 1:04.998	13 Andrew BARTON 1:03.616	
		7	3
		25 Andrew KIRKWOOD 1:06.438	

Bike No's 117 & 118 added to Back of Grid

Clerk of the Course.

Orbits

Sig : Time :
 Chief Timekeeper : Ian Sharp (SMART Timing)
 Results available at www.mylaps.com and www.smart-timing.co.uk



Qualifying Results

KMSC National Motorcycle Racing AC

Sorted on best lap time

Scottish Championship Superbikes & KMSC Clubmans

Knockhill 1.267 miles

Qualifying

06/08/2016 12:00

Practice (10:00 Time) started at 11:26:36

Pos	No.	Name	Make/Model	CC	Class	Laps	Best Tm	In Lap	Diff	Best Speed	2nd Best
1	79	Bruce BIRNIE	BMW	S1000RR	SB	11	51.565	9		88.453	52.140
2	34	John DEAN	Suzuki	GSXR1000K9	SB	12	52.301	4	0.736	87.209	52.453
3	119	Kristopher DUNCAN	Kawasaki	ZX10	SB	9	52.397	8	0.832	87.049	52.500
4	6	Alan DAVISON	Kawasaki	ZX10R	C	9	52.451	4	0.886	86.959	52.868
5	112	William MONIE	Kawasaki	ZX10R	SB	11	52.647	7	1.082	86.635	52.680
6	55	Scott SHAND	Yamaha	YZF R1	SB	10	52.776	3	1.211	86.424	53.043
7	31	Torquil PATERSON	MV Agusta	F3 800	SB	3	53.364	3	1.799	85.471	54.373
8	7	James LAING	BMW	S1000RR	SB	11	53.614	11	2.049	85.073	54.070
9	69	Rodney SCOTT	BMW	S1000RR	C	11	53.827	7	2.262	84.736	53.869
10	63	Kenny PATERSON	BMW	S1000RR	C	7	53.937	5	2.372	84.563	54.558
11	33	Graeme BODEL	BMW	S1000RR	C	11	53.999	5	2.434	84.466	54.034
12	67	Des BURNS	Kawasaki	ZX10R	C	9	54.152	5	2.587	84.228	54.704
13	44	David PRENTICE	Yamaha	R1	C	7	54.434	6	2.869	83.791	54.447
14	71	Gavin JONES	Honda	CBR1000RR	C	10	54.906	10	3.341	83.071	55.027
15	105	James VEVERS	Kawasaki	ZX10R	SB	10	55.269	9	3.704	82.525	55.420
16	4	Daniel MacLEAN	Kawasaki	ZX10R	C	11	55.655	8	4.090	81.953	55.691
17	37	Steven PATTERSON	Yamaha	YZF R1	C	11	55.687	8	4.122	81.906	56.122
18	122	David SUDES	Suzuki	GSXR 1000	C	10	55.737	9	4.172	81.832	55.909
19	41	Lukasz PIEC	Yamaha	R1	SB	10	56.023	5	4.458	81.415	56.499
20	82	Geraint JONES	Suzuki	GSXR1000	C	8	56.258	5	4.693	81.075	57.181
21	85	Steven HORNE	Triumph	Daytona 675	C	11	56.601	3	5.036	80.583	56.908
22	144	Aran SADLER	Kawasaki	ZX10	C	8	57.213	7	5.648	79.721	57.344
23	16	Bob STORRAR	Yamaha	R1	C	10	58.364	4	6.799	78.149	58.386
24	54	Gordon DUNCAN	Ducati	Panigale 899	C	5	58.545	3	6.980	77.907	59.100
25	26	Steven MacINTYRE	Suzuki	GSXR1000	C	10	59.568	10	8.003	76.570	59.984
26	23	Alex MacLEOD	Suzuki	GSXR	C	10	59.870	10	8.305	76.183	1:00.339
27	14	James ROTHERY	Yamaha	R1	C	6	1:00.862	3	9.297	74.942	1:01.502
28	12	Gordon McDONALD	Honda	CBR1000	C	10	1:01.434	4	9.869	74.244	1:01.676

Clerk of the Course.

Orbits

Sig : Time :
 Chief Timekeeper : Ian Sharp (SMART Timing)
 Results available at www.mylaps.com and www.smart-timing.co.uk



Qualifying Results

KMSC National Motorcycle Racing AC

Scottish Championship Superbikes & KMSC Clubmans

Knockhill 1.267 miles

Qualifying

06/08/2016 12:00

Practice (10:00 Time) started at 11:26:36

Lap	Time of Day	Lap Tm	S1	S2	S3	SFSpd	S1Spd
4	11:30:25.083	54.704	15.292	21.183	18.229	140.982	128.313
5	11:31:19.235	54.152	15.126	20.958	18.068	144.008	126.618
6	11:32:14.102	54.867	15.221	21.330	18.316	145.886	127.098
7	11:33:10.109	56.007	15.588	21.705	18.714	142.479	126.142
8	11:34:05.360	55.251	15.652	21.451	18.148	138.652	121.133
9	11:35:00.108	54.748	15.387	21.147	18.214	145.570	124.273

(44) David PRENTICE

1	11:27:42.343	59.206	18.858	21.881	18.467	45.466	119.835
2	11:28:37.406	55.063	15.565	20.997	18.501	144.317	122.459
3	11:29:31.969	54.563	15.566	20.734	18.263	136.675	125.670
4	11:30:26.416	54.447	15.576	20.841	18.030	136.954	125.435
5	11:31:20.979	54.563	15.524	20.912	18.127	136.954	125.201
6	11:32:15.413	54.434	15.189	21.138	18.107	143.699	126.142
7	11:33:11.118	55.705	15.579	21.235	18.891	138.366	124.968

(71) Gavin JONES

1	11:27:43.915	1:00.472	18.981	22.562	18.929	49.857	128.313
2	11:28:39.342	55.427	15.678	20.916	18.833	142.479	128.313
3	11:29:34.406	55.064	15.487	21.084	18.493	139.808	129.053
4	11:30:29.985	55.579	15.550	21.304	18.725	140.099	129.053
5	11:31:25.080	55.095	15.443	21.016	18.636	140.982	127.824
6	11:32:20.366	55.286	15.672	21.105	18.509	140.392	126.142
7	11:33:15.393	55.027	15.361	21.169	18.497	139.808	128.559
8	11:34:11.267	55.874	15.458	21.766	18.650	140.687	127.824
9	11:35:06.863	55.596	15.522	21.431	18.643	141.577	125.670
10	11:36:01.769	54.906	15.363	21.146	18.397	140.982	128.068

(105) James VEVERS

1	11:27:48.193	1:04.209	20.206			46.863	110.556
2	11:28:47.470	59.277	16.484	23.633	19.160	142.782	107.544
3	11:29:44.461	56.991	16.257	21.810	18.924	138.081	128.068
4	11:30:40.997	56.536	15.956	21.845	18.735	141.877	124.735
5	11:31:37.121	56.124	15.718	21.633	18.773	144.008	129.053
6	11:32:33.434	56.313	16.185	21.505	18.623	144.317	129.302
7	11:34:26.315	1:52.881	15.996	22.328	1:14.557	140.099	128.805
8	11:35:36.423	1:10.108	25.029	26.056	19.023	37.179	65.792
9	11:36:31.692	55.269	15.454	21.190	18.625	144.317	130.053
10	11:37:27.112	55.420	15.813	21.068	18.539	144.628	128.068

(4) Daniel MacLEAN

1	11:27:53.187	1:04.520	21.495	23.414	19.611	40.378	112.220
2	11:28:50.894	57.707	16.409	22.187	19.111	138.366	125.435
3	11:29:48.178	57.284	16.230	22.058	18.996	135.845	128.805
4	11:30:44.860	56.682	16.103	21.678	18.901	136.121	129.802
5	11:31:41.332	56.472	15.842	21.831	18.799	138.081	127.339
6	11:32:37.023	55.691	15.520	21.628	18.543	145.886	130.814
7	11:33:34.233	57.210	16.007	22.469	18.734	140.982	116.103
8	11:34:29.888	55.655	15.829	21.368	18.458	139.808	128.805
9	11:35:26.262	56.374	15.575	21.783	19.016	138.652	128.805
10	11:36:23.328	57.066	16.319	22.185	18.562	129.551	130.053
11	11:37:21.573	58.245	16.288	22.162	19.795	140.099	124.968

(37) Steven PATTERSON

1	11:27:58.471	1:06.759	21.955	24.020	20.784	42.880	111.290
2	11:28:57.073	58.602	16.933	22.610	19.059	125.435	117.940
3	11:29:54.053	56.980	16.094	22.047	18.839	133.150	121.572
4	11:30:50.854	56.801	16.383	21.811	18.607	137.798	121.572
5	11:31:46.976	56.122	15.938	21.559	18.625	136.121	120.697
6	11:32:44.067	57.091	16.373	22.198	18.520	135.298	125.905
7	11:33:40.749	56.682	16.544	21.399	18.739	134.215	120.697
8	11:34:36.436	55.687	15.845	21.246	18.596	142.177	120.915
9	11:35:33.141	56.705	16.197	21.408	19.100	136.954	120.480
10	11:36:29.264	56.123	15.956	21.389	18.778	140.982	125.905
11	11:37:26.038	56.774	16.129	21.579	19.066	134.754	120.049

Lap	Time of Day	Lap Tm	S1	S2	S3	SFSpd	S1Spd
(122) David SUDES							
1	11:27:44.934	1:02.640	19.139	23.297	20.204	50.994	117.526
2	11:28:42.345	57.411	16.163	21.618	19.630	130.560	121.792
3	11:29:39.907	57.562	16.070	22.065	19.427	132.102	119.409
4	11:30:36.512	56.605	15.871	21.841	18.893	130.053	122.683
5	11:31:33.960	57.448	16.136	22.438	18.874	130.306	123.587
6	11:32:29.943	55.983	15.981	21.214	18.788	133.947	121.572
7	11:33:26.336	56.393	16.200	21.225	18.968	133.150	121.572
8	11:34:22.245	55.909	15.721	21.373	18.815	135.845	121.133
9	11:35:17.982	55.737	15.589	21.461	18.687	136.954	124.044
10	11:36:14.312	56.330	16.444	20.845	19.041	134.484	120.697

(41) Lukasz PIEC

1	11:28:02.433	1:09.238	21.823	25.842	21.573	42.880	96.836
2	11:29:04.877	1:02.444	17.643	24.416	20.385	117.321	102.768
3	11:30:04.191	59.314	16.586			122.459	113.742
4	11:31:02.677	58.486	16.744			130.814	104.692
5	11:31:58.700	56.023	15.626	21.835	18.562	135.298	116.506
6	11:32:55.555	56.855	16.167	22.328	18.360	136.675	110.012
7	11:33:52.054	56.499	16.164	21.601	18.734	135.298	117.526
8	11:34:48.566	56.512	16.257	21.268	18.987	124.735	117.733
9	11:35:46.595	58.029	16.314	22.498	19.217	136.954	114.518
10	11:36:43.250	56.655	16.178	21.914	18.563	135.571	112.976

(82) Geraint JONES

1	11:27:48.780	1:03.462	19.967	23.934	19.561	49.199	118.985
2	11:28:48.078	59.298	16.295	23.512	19.491	136.121	115.107
3	11:29:45.481	57.403	16.517	21.779	19.107	133.415	125.670
4	11:30:42.662	57.181	16.046	21.866	19.269	137.798	121.792
5	11:31:38.920	56.258	15.700	21.643	18.915	136.121	127.581
6	11:32:36.284	57.364	16.105	22.142	19.117	140.099	121.572
7	11:33:34.045	57.761	16.295	22.212	19.254	136.675	122.459
8	11:34:32.170	58.125	16.542	22.221	19.362	135.298	124.044

(85) Steven HORNE

1	11:27:45.823	1:01.642	19.287	22.894	19.461	49.489	122.459
2	11:28:44.068	58.245	17.157	22.108	18.980	131.326	115.107
3	11:29:40.669	56.601	15.811	21.769	19.021	134.215	124.273
4	11:30:37.695	57.026	15.988	22.115	18.923	133.947	124.504
5	11:31:34.603	56.908	15.834	22.196	18.878	131.842	122.908
6	11:32:32.394	57.791	16.140	22.398	19.253	131.584	121.792
7	11:33:30.502	58.108	16.452	22.372	19.284	132.886	122.014
8	11:34:27.717	57.215	15.926	21.972	19.317	132.362	122.459
9	11:35:25.971	58.254	16.016	22.962	19.276	135.025	122.014
10	11:36:23.208	57.237	16.184	21.868	19.185	132.102	121.133
11	11:37:23.154	59.946	16.710	23.531	19.705	132.624	112.786

(144) Aran SADLER

1	11:30:32.471	3:45.439	22.935	25.371	2:57.133	31.169	102.454
2	11:31:34.010	1:01.539	18.945	23.255	19.339	49.673	117.321
3	11:32:31.922	57.912	16.347	22.167	19.398	122.683	121.352
4	11:33:29.795	57.873	16.482	22.219	19.172	129.302	122.908
5	11:34:27.139	57.344	15.707	22.407	19.230	138.652	118.775
6	11:35:25.409	58.270	16				

Qualifying Results

KMSC National Motorcycle Racing AC

Scottish Championship Superbikes & KMSC Clubmans

Knockhill 1.267 miles

Qualifying

06/08/2016 12:00

Practice (10:00 Time) started at 11:26:36

Lap	Time of Day	Lap Tm	S1	S2	S3	SFSpd	S1Spd
9	11:35:57.522	59.084	16.486	23.260	19.338	126.380	112.408
10	11:36:55.908	58.386	16.622	22.599	19.165	128.805	111.846

(54) Gordon DUNCAN

1	11:27:48.828	1:04.259	19.992	24.282	19.985	48.948	118.775
2	11:28:48.626	59.798	16.655	23.703	19.440	127.098	116.506
3	11:29:47.171	58.545	16.591	22.662	19.292	126.142	122.236
4	11:30:46.271	59.100	16.619	23.040	19.441	130.306	116.709
5	11:31:45.867	59.596	16.601	23.427	19.568	122.683	118.985

(26) Steven MacINTYRE

1	11:28:01.293	1:11.361	22.853	26.771	21.737	41.272	94.518
2	11:29:04.251	1:02.958	17.773	24.373	20.812	113.549	111.105
3	11:30:05.158	1:00.907	16.695	23.970	20.242	130.306	111.846
4	11:31:06.465	1:01.307	17.035	24.113	20.159	133.415	110.922
5	11:32:08.547	1:02.082	17.234	24.498	20.350	128.068	105.681
6	11:33:09.749	1:01.202	16.775	24.063	20.364	129.302	109.653
7	11:34:10.751	1:01.002	17.074	23.734	20.194	128.805	112.597
8	11:35:11.191	1:00.440	16.583	23.285	20.572	130.560	116.912
9	11:36:11.175	59.984	16.778	23.486	19.720	132.102	114.323
10	11:37:10.743	59.568	16.046	23.692	19.830	136.675	115.903

(23) Alex MacLEOD

1	11:28:01.144	1:10.765	22.756	26.734	21.275	43.633	96.976
2	11:29:03.323	1:02.179	17.379	23.874	20.926	131.584	113.742
3	11:30:04.402	1:01.079	16.657	23.918	20.504	138.366	110.739
4	11:31:06.057	1:01.655	17.419	23.934	20.302	133.415	112.408
5	11:32:07.335	1:01.278	17.416	23.957	19.905	134.754	111.846
6	11:33:08.175	1:00.840	16.876	24.119	19.845	126.618	110.922
7	11:34:09.756	1:01.581	17.650	23.614	20.317	120.697	110.556
8	11:35:10.308	1:00.552	16.825	23.715	20.012	131.584	116.506
9	11:36:10.647	1:00.339	16.700	23.785	19.854	132.886	114.714
10	11:37:10.517	59.870	16.168	23.870	19.832	135.845	116.103

(14) James ROTHERY

1	11:28:00.386	1:12.357	24.278			35.829	89.002
2	11:29:02.040	1:01.654	17.697			117.321	110.193
3	11:30:02.902	1:00.862	17.162			123.587	115.107
4	11:31:04.404	1:01.502	17.461	23.050	20.991	119.621	112.976
5	11:32:06.301	1:01.897	17.373	23.951	20.573	116.912	105.020
6	11:33:07.853	1:01.552	17.588	23.437	20.527	122.236	110.012

(12) Gordon McDONALD

1	11:28:02.208	1:11.292	22.597	26.944	21.751	45.964	95.188
2	11:29:05.026	1:02.818	17.448	24.569	20.801	114.714	108.941
3	11:30:06.861	1:01.835	17.455	24.113	20.267	117.940	109.832
4	11:31:08.295	1:01.434	16.921	24.001	20.512	122.459	112.597
5	11:32:10.551	1:02.256	17.843	24.092	20.321	114.518	105.515
6	11:33:12.227	1:01.676	16.991	23.650	21.035	122.236	115.504
7	11:34:15.470	1:03.243	17.154	25.730	20.359	123.587	107.717
8	11:35:17.194	1:01.724	17.384	24.152	20.188	120.265	107.544
9	11:36:19.325	1:02.131	17.678	23.909	20.544	121.792	106.351
10	11:37:22.116	1:02.791	17.269	24.429	21.093	116.304	107.717

Clerk of the Course.

Sig :

Time :

Chief Timekeeper : Ian Sharp (SMART Timing)

Results available at www.mylaps.com and www.smart-timing.co.uk

Printed: 07/08/2016 18:59:57

Orbits



KMSC National Motorcycle Racing AC

Scottish Championship Superbikes & KMSC Clubmans

Knockhill 1.267 miles

Race 5 - 1st Race

06/08/2016 14:30

Race (10 Laps) started at 14:09:43

POLE POSITION

3	2	1	1
119 Kristopher DUNCAN 52.397	34 John DEAN 52.301	79 Bruce BIRNIE 51.565	1
6	5	4	2
55 Scott SHAND 52.776	112 William MONIE 52.647	6 Alan DAVISON 52.451	2
9	8	7	3
69 Rodney SCOTT 53.827	7 James LAING 53.614	31 Torquill PATERSON 53.364	3
12	11	10	4
67 Des BURNS 54.152	33 Graeme BODEL 53.999	63 Kenny PATERSON 53.937	4
15	14	13	5
105 James VEVERS 55.269	71 Gavin JONES 54.906	44 David PRENTICE 54.434	5
18	17	16	6
122 David SUDES 55.737	37 Steven PATTERSON 55.687	4 Daniel MacLEAN 55.655	6
21	20	19	7
85 Steven HORNE 56.601	82 Geraint JONES 56.258	41 Lukasz PIEC 56.023	7
24	23	22	8
54 Gordon DUNCAN 58.545	16 Bob STORRAR 58.364	144 Aran SADLER 57.213	8
27	26	25	9
14 James ROTHERY 1:00.862	23 Alex MacLEOD 59.870	26 Steven MacINTYRE 59.568	9
		28	10
		12 Gordon McDONALD 1:01.434	10

Clerk of the Course.

Orbits

Sig : Time :
Chief Timekeeper : Ian Sharp (SMART Timing)
Results available at www.mylaps.com and www.smart-timing.co.uk



KMSC National Motorcycle Racing AC

Scottish Championship Superbikes & KMSC Clubmans

Knockhill 1.267 miles

Race 27 - 2nd Race

07/08/2016 14:30

Race (10 Laps)

POLE POSITION

3	2	1	1
119 Kristoper DUNCAN 52.397	34 John DEAN 52.301	79 Bruce BIRNIE 51.565	1
6	5	4	2
55 Scott SHAND 52.776	112 William MONIE 52.647	6 Alan DAVISON 52.451	2
9	8	7	3
69 Rodney SCOTT 53.827	7 James LAING 53.614	31 Torquill PATERSON 53.364	3
12	11	10	4
67 Des BURNS 54.152	33 Graeme BODEL 53.999	63 Kenny PATERSON 53.937	4
15	14	13	5
105 James VEVERS 55.269	71 Gavin JONES 54.906	44 David PRENTICE 54.434	5
18	17	16	6
122 David SUDES 55.737	37 Steven PATTERSON 55.687	4 Daniel MacLEAN 55.655	6
21	20	19	7
85 Steven HORNE 56.601	82 Geraint JONES 56.258	41 Lukasz PIEC 56.023	7
24	23	22	8
54 Gordon DUNCAN 58.545	16 Bob STORRAR 58.364	144 Aran SADLER 57.213	8
27	26	25	9
14 James ROTHERY 1:00.862	23 Alex MacLEOD 59.870	26 Steven MacINTYRE 59.568	9
		28	10
		12 Gordon McDONALD 1:01.434	10

Clerk of the Course.

Sig : Time :

Chief Timekeeper : Ian Sharp (SMART Timing)

Results available at www.mylaps.com and www.smart-timing.co.uk

Printed: 07/08/2016 18:47:16

Orbits



Qualifying Results

KMSC National Motorcycle Racing AC

Sorted on best lap time

KMSC 125's

Knockhill 1.267 miles

Qualifying

06/08/2016 12:15

Practice (10:00 Time) started at 11:39:26

Pos	No.	Name	Make/Model	CC	Class	Laps	Best Tm	In Lap	Diff	Best Speed	2nd Best
1	9	Rishon HICKEY	Aprilia	RS125	F125	9	1:03.636	8		71.675	1:03.933
2	27	James McLAREN	Aprilia	RS125	F125	9	1:06.122	8	2.486	68.980	1:06.358
3	8	Cameron McPHERSON	Aprilia	RS125	F125	7	1:06.198	5	2.562	68.901	1:06.604
4	88	Lewis NICOL	Aprilia	RS125	F125	7	1:08.196	4	4.560	66.882	1:08.487
5	47	Joel BAVIDGE	Aprilia	RS125	F125	9	1:10.790	9	7.154	64.431	1:11.928
6	3	Cameron LOW	Aprilia	RS125	F125	7	1:11.419	6	7.783	63.864	1:11.488
7	21	Marc GIBSON	Aprilia	RS125	F125	7	1:11.917	5	8.281	63.422	1:13.506
8	15	Finlay MILNE	Aprilia	RS125	F125	8	1:12.456	8	8.820	62.950	1:14.104
9	44	Murray PATTISON	Aprilia	RS125	F125	8	1:12.660	4	9.024	62.773	1:13.123
10	23	Keirin KELLAS	Aprilia	RS125	F125	8	1:14.587	8	10.951	61.151	1:14.677
11	20	Jack HART	Aprilia	RS125	F125	8	1:18.166	6	14.530	58.351	1:20.216
12	16	Mia KELLAS	Aprilia	RS125	F125	7	1:25.581	5	21.945	53.296	1:26.110

Clerk of the Course.

Orbits

Sig :

Time :

Chief Timekeeper : Ian Sharp (SMART Timing)

Results available at www.mylaps.com and www.smart-timing.co.uk

Printed: 07/08/2016 18:23:39



Qualifying Results

KMSC National Motorcycle Racing AC

KMSC 125's

Knockhill 1.267 miles

Qualifying

06/08/2016 12:15

Practice (10:00 Time) started at 11:39:26

Lap	Time of Day	Lap Tm	S1	S2	S3	SFSpd	S1Spd
(9) Rishon HICKEY							
1	11:41:06.831	1:22.716	27.909			30.379	69.977
2	11:42:12.614	1:05.783	19.220			95.459	83.363
3	11:43:16.547	1:03.933	18.872			95.459	86.814
4	11:44:20.480	1:03.933	18.704	23.595	21.634	96.558	86.257
5	11:45:24.562	1:04.082	18.905	23.450	21.727	97.540	84.946
6	11:46:29.932	1:05.370	19.412			96.558	
7	11:47:34.833	1:04.901	19.473	23.626	21.802	95.731	
8	11:48:38.469	1:03.636	18.893	23.204	21.539	94.518	84.946
9	11:49:49.380	1:10.911	22.642	25.757	22.512	96.005	75.828

(27) James McLAREN							
1	11:40:59.580	1:21.566	29.228	27.860	24.478	33.074	76.345
2	11:42:09.878	1:10.298	21.574	25.453	23.271	91.427	79.136
3	11:43:17.081	1:07.203	19.737	24.669	22.797	91.928	79.136
4	11:44:23.439	1:06.358	19.349	24.465	22.544	91.055	79.795
5	11:45:31.482	1:08.043	19.703	24.498	23.842	92.181	80.950
6	11:46:38.673	1:07.191	19.581	25.053	22.557	90.564	79.795
7	11:47:45.194	1:06.521	19.515	24.105	22.901	90.932	80.561
8	11:48:51.316	1:06.122	19.387	24.134	22.601	90.686	79.890
9	11:49:57.992	1:06.676	19.596	24.153	22.927	91.179	79.511

(8) Cameron McPHERSON							
1	11:42:14.007	1:13.510	24.086	26.808	22.616	42.608	76.000
2	11:43:24.775	1:10.768	21.208	26.696	22.864	94.651	82.139
3	11:44:32.921	1:08.146	20.304	25.214	22.628	92.947	80.950
4	11:45:40.324	1:07.403	19.920	24.957	22.526	92.435	81.048
5	11:46:46.522	1:06.198	19.566	24.301	22.331	92.947	
6	11:47:54.054	1:07.532	19.959	24.774	22.799	92.562	82.139
7	11:49:00.658	1:06.604	19.560	24.398	22.646	91.802	81.839

(88) Lewis NICOL							
1	11:40:43.748	1:16.118	25.352	26.814	23.952	43.833	76.870
2	11:41:54.602	1:10.854	21.178	26.215	23.461	88.884	77.491
3	11:43:03.089	1:08.487	20.407	24.842	23.238	88.767	78.488
4	11:44:11.285	1:08.196	20.338	24.742	23.116	87.837	78.672
5	11:45:20.500	1:09.215	20.430	24.753	24.032	88.299	78.488
6	11:48:34.940	3:14.440	22.430	26.053	2:25.957	87.608	74.234
7	11:49:53.209	1:18.269	25.845	26.506	25.918	39.732	74.981

(47) Joel BAVIDGE							
1	11:40:58.072	1:24.950	27.084	30.322	27.544	40.064	75.487
2	11:42:13.374	1:15.302	22.194	27.694	25.414	82.139	76.958
3	11:43:25.663	1:12.289	21.471	26.418	24.400	84.412	78.765
4	11:44:38.939	1:13.276	20.822	27.370	25.084	85.487	80.176
5	11:45:53.252	1:14.313	21.266	27.490	25.557	85.379	80.755
6	11:47:05.180	1:11.928	20.867	26.144	24.917	84.306	79.043
7	11:48:17.289	1:12.109	21.329	26.367	24.413	79.795	78.765
8	11:49:29.218	1:11.929	21.518	26.109	24.302	84.946	79.606
9	11:50:40.008	1:10.790	21.266	25.529	23.995	84.518	78.857

(3) Cameron LOW							
1	11:40:43.329	1:16.495	22.888	28.003	25.604	45.435	76.172
2	11:41:56.420	1:13.091	20.609	27.838	24.644	87.040	77.761
3	11:43:08.167	1:11.747	20.391	26.834	24.522	85.706	77.581
4	11:44:19.815	1:11.648	20.175	27.233	24.240	85.270	78.397
5	11:45:31.641	1:11.826	20.080	27.401	24.345	87.722	80.368
6	11:46:43.060	1:11.419	20.057	26.354	25.008	88.649	79.890
7	11:47:54.548	1:11.488	20.560	27.018	23.910	86.814	76.607

(21) Marc GIBSON							
1	11:41:06.790	1:30.193	30.788	32.247	27.158	31.580	71.620
2	11:42:22.567	1:15.777	22.524	28.651	24.602	88.299	79.511
3	11:43:37.243	1:14.676	22.011	27.983	24.682	88.416	79.323
4	11:44:52.753	1:15.510	22.490	28.309	24.711	87.722	79.043

Lap	Time of Day	Lap Tm	S1	S2	S3	SFSpd	S1Spd
5	11:46:04.670	1:11.917	21.274	26.778	23.865	88.532	80.950
6	11:47:18.176	1:13.506	21.782	27.210	24.514	88.416	79.136
7	11:48:32.163	1:13.987	21.465	27.326	25.196	88.532	79.043

(15) Finlay MILNE							
1	11:40:51.543	1:22.369	26.838	29.900	25.631	38.173	71.013
2	11:42:09.642	1:18.099	22.451	28.120	27.528	80.950	71.773
3	11:43:23.746	1:14.104	22.235	26.836	25.033	80.465	72.864
4	11:44:38.093	1:14.347	21.795	27.063	25.489	80.950	73.022
5	11:45:54.237	1:16.144	21.747	28.305	26.092	82.645	73.422
6	11:47:09.814	1:15.577	22.509	27.222	25.846	82.039	73.826
7	11:48:26.658	1:16.844	21.875	26.832	28.137	81.938	73.502
8	11:49:39.114	1:12.456	21.496	26.007	24.953	79.700	72.236

(44) Murray PATTISON							
1	11:40:58.739	1:26.923	31.012	29.369	26.542	33.571	63.489
2	11:42:13.499	1:14.760	23.148	27.181	24.431	86.590	75.914
3	11:43:26.622	1:13.123	22.908	26.364	23.851	88.068	77.851
4	11:44:39.282	1:12.660	22.130	26.674	23.856	87.040	77.135
5	11:45:54.116	1:14.834	22.145	26.947	25.742	88.884	78.123
6	11:47:07.922	1:13.806	21.502	26.566	25.738	86.927	78.672
7	11:48:21.772	1:13.850	22.837	26.438	24.575	77.224	77.581
8	11:49:36.317	1:14.545	22.661	26.902	24.982	85.815	75.914

(23) Keirin KELLAS							
1	11:40:50.671	1:20.562	25.433	29.233	25.896	43.212	77.851
2	11:42:07.797	1:17.126	21.971	29.047	26.108	87.040	77.135
3	11:43:22.911	1:15.114	21.955	27.659	25.500	85.270	77.671
4	11:44:37.588	1:14.677	21.328	27.738	25.611	86.590	77.224
5	11:45:53.228	1:15.640	21.716	28.042	25.882	84.946	77.671
6	11:47:08.092	1:14.864	21.231	28.805	24.828	85.815	78.580
7	11:48:23.596	1:15.504	22.092	28.031	25.381	87.266	76.607
8	11:49:38.183	1:14.587	21.894	27.300	25.393	85.054	77.313

(20) Jack HART							
1	11:41:17.452	1:32.547	28.532	32.610	31.405	25.487	65.727
2	11:42:39.684	1:22.232	24.153	31.054	27.025	77.135	68.477
3	11:44:01.279	1:21.595	23.381	30.175	28.039	78.488	71.315
4	11:45:22.662	1:21.383	23.259	31.106	27.018	78.488	69.614
5	11:46:44.609	1:21.947	24.384	30.399	27.164	85.596	76.432
6	11:48:02.775	1:18.166	22.691	28.972	26.503	81.441	78.305
7	11:49:27.170	1:24.395	23.868	29.127	31.400	86.257	73.182
8	11:50:47.386	1:20.216	23.580	29.347	27.289	78.580	71.467

(16) Mia KELLAS							
1	11:41:12.150	1:37.206	29.972	34.409	32.825	30.012	64.964
2	11:42:43.114	1:30.964	27.546	33.860	29.558	70.863	67.991
3	11:44:11.793	1:28.679	24.850	32.087	31.742	79.230	70.714
4	11:45:40.029	1:28.236	26.806	32.064	29.366	74.316	65.856
5	11:47:05.610	1:25.581	24.885	31.370	29.326	76.172	69.686
6	11:48:31.720	1:26.110	26.431	30.853	28.826	79.043	66.312
7	11:50:01.724	1:30.004	26.574	33.153	30.277	75.914	66.774

Clerk of the Course.

 Sig : _____ Time : _____
 Chief Timekeeper : Ian Sharp (SMART Timing)

 Results available at www.mylaps.com and www.smart-timing.co.uk

Printed: 07/08/2016 18:56:05

Orbits



KMSC National Motorcycle Racing AC

KMSC 125's

Knockhill 1.267 miles

Race 6 - 1st Race

06/08/2016 14:45

Race (10 Laps) started at 14:26:39

POLE POSITION

POLE POSITION			
3	2	1	1
8 Cameron McPHERSON 1:06.198	27 James McLAREN 1:06.122	9 Rishon HICKEY 1:03.636	
6	5	4	2
3 Cameron LOW 1:11.419	47 Joel BAVIDGE 1:10.790	88 Lewis NICOL 1:08.196	
9	8	7	3
44 Murray PATTISON 1:12.660	15 Finlay MILNE 1:12.456	21 Marc GIBSON 1:11.917	
12	11	10	4
16 Mia KELLAS 1:25.581	20 Jack HART 1:18.166	23 Keirin KELLAS 1:14.587	

Clerk of the Course.

Orbits

Sig : Time :
 Chief Timekeeper : Ian Sharp (SMART Timing)
 Results available at www.mylaps.com and www.smart-timing.co.uk



Qualifying Results

KMSC National Motorcycle Racing AC

Sorted on best lap time

KMSC Sidecars

Knockhill 1.267 miles

Qualifying

06/08/2016 12:30

Practice (10:00 Time) started at 11:58:00

Pos	No.	Name	Make/Model	CC	Class	Laps	Best Tm	In Lap Diff	Best Speed	2nd Best
1	111	HOSKISSON / HARDIE	Baker	750	SC	8	1:00.229	7	75.729	1:00.519
2	964	ANDERSON / MAYHEW	Molyneux	DMR	SC	7	1:02.353	6 2.124	73.150	1:02.463
3	55	SOUTER / HUGHES	LCR	F2 750	SC	9	1:05.743	8 5.514	69.378	1:05.991
4	57	McKINLAY / YUILL	Sherrbourne	600RR	SC	9	1:08.539	4 8.310	66.547	1:08.862
5	50	BROWNE / McKAY	Baker / Ireson	600	SC	8	1:11.558	5 11.329	63.740	1:11.617
6	5	ANDREWS Snr / NIX	RCN	GSXR 1000	SC			0	-	

Clerk of the Course.

Sig : Time :
 Chief Timekeeper : Ian Sharp (SMART Timing)
 Results available at www.mylaps.com and www.smart-timing.co.uk

Printed: 07/08/2016 18:52:01

Orbits



Qualifying Results

KMSC National Motorcycle Racing AC

KMSC Sidecars

Knockhill 1.267 miles

Qualifying

06/08/2016 12:30

Practice (10:00 Time) started at 11:58:00

Lap	Time of Day	Lap Tm	S1	S2	S3	SFSpd	S1Spd	Lap	Time of Day	Lap Tm	S1	S2	S3	SFSpd	S1Spd
-----	-------------	--------	----	----	----	-------	-------	-----	-------------	--------	----	----	----	-------	-------

(111) HOSKISSON / HARDIE

1	11:59:09.894	1:08.973	21.176	26.540	21.257	43.833	85.270								
2	12:00:10.518	1:00.624	17.124	23.476	20.024	119.835	108.064								
3	12:01:11.350	1:00.832	16.994	23.268	20.570	120.049	107.544								
4	12:02:14.645	1:03.295	18.657	23.813	20.825	120.265	97.824								
5	12:03:15.686	1:01.041	17.178	23.491	20.372	119.409	109.296								
6	12:04:18.732	1:03.046	17.650	23.365	22.031	120.480	107.544								
7	12:05:18.961	1:00.229	17.148	22.769	20.312	119.621	108.941								
8	12:06:19.480	1:00.519	17.000	23.367	20.152	120.265	109.474								

(964) ANDERSON / MAYHEW

1	11:59:32.139	1:13.423	23.178	27.145	23.100	32.435	84.306								
2	12:00:37.746	1:05.607	17.742	25.824	22.041	111.846	85.270								
3	12:01:41.207	1:03.461	17.606	24.462	21.393	112.408	99.272								
4	12:02:44.080	1:02.873	17.493	23.738	21.642	110.922	99.419								
5	12:03:46.543	1:02.463	17.334	23.606	21.523	111.290	100.161								
6	12:04:48.896	1:02.353	17.306	23.713	21.334	110.739	100.011								
7	12:05:51.412	1:02.516	17.499	23.669	21.348	110.374	100.161								

(55) SOUTER / HUGHES

1	11:59:18.657	1:12.287	23.696	25.977	22.614	36.118	87.380								
2	12:00:26.726	1:08.069	19.875	26.456	21.738	108.941	87.380								
3	12:01:33.562	1:06.836	18.991	25.827	22.018	112.220	86.590								
4	12:02:41.836	1:08.274	19.529	26.085	22.660	109.653	94.651								
5	12:03:49.691	1:07.855	20.529	25.779	21.547	105.848	86.257								
6	12:04:55.682	1:05.991	19.542	25.200	21.249	109.653	93.726								
7	12:06:01.953	1:06.271	18.937	25.729	21.605	107.372	99.566								
8	12:07:07.696	1:05.743	18.783	25.389	21.571	102.142	100.011								
9	12:08:13.807	1:06.111	18.991	25.606	21.514	108.764	95.731								

(57) McKINLAY / YUILL

1	11:59:25.499	1:20.200	25.934	31.507	22.759	36.954	60.294								
2	12:00:37.160	1:11.661	20.145	29.161	22.355	101.218	82.645								
3	12:01:46.289	1:09.129	19.794	26.782	22.553	102.454	85.379								
4	12:02:54.828	1:08.539	19.578	27.276	21.685	101.524	82.442								
5	12:04:03.942	1:09.114	19.666	27.257	22.191	102.611	87.153								
6	12:05:13.352	1:09.410	19.752	27.712	21.946	104.043	85.815								
7	12:06:22.214	1:08.862	20.007	26.976	21.879	99.566	84.412								
8	12:07:34.480	1:12.266	19.676	27.580	25.010	97.682	85.379								
9	12:08:47.844	1:13.364	23.175	26.845	23.344	94.919	78.397								

(50) BROWNE / McKAY

1	11:59:29.292	1:21.743	24.822	31.781	25.140	39.244	73.745								
2	12:00:42.362	1:13.070	20.260	28.089	24.721	109.653	93.076								
3	12:01:53.979	1:11.617	19.706	27.774	24.137	110.193	93.076								
4	12:03:08.439	1:14.460	21.231	28.295	24.934	110.193	91.928								
5	12:04:19.997	1:11.558	20.007	26.917	24.634	109.118	96.419								
6	12:05:32.536	1:12.539	20.978	27.001	24.560	110.739	84.625								
7	12:06:45.095	1:12.559	20.445	27.851	24.263	107.201	95.188								
8	12:07:57.627	1:12.532	20.551	27.797	24.184	107.201	94.518								

Clerk of the Course.

Sig :

Time :

Chief Timekeeper : Ian Sharp (SMART Timing)

Results available at www.mylaps.com and www.smart-timing.co.uk

Printed: 07/08/2016 18:57:39

Orbits



KMSC National Motorcycle Racing AC

KMSC Sidecars

Knockhill 1.267 miles

Race 7 - 1st Race

06/08/2016 15:00

Race (10 Laps) started at 14:45:43

POLE POSITION

3	2	1	1
55 SOUTER / HUGHES 1:05.743	964 ANDERSON / MAYHEW 1:02.353	111 HOSKISSON / HARDIE 1:00.229	
6	5	4	2
5 ANDREWS Snr / NIX	50 BROWNE / McKAY 1:11.558	57 McKINLAY / YUILL 1:08.539	

Clerk of the Course.

Sig : Time :
 Chief Timekeeper : Ian Sharp (SMART Timing)
 Results available at www.mylaps.com and www.smart-timing.co.uk

Orbits



Race Results

KMSC National Motorcycle Racing AC

Sorted on Laps

Scottish Championship Lightweights.

Knockhill 1.267 miles

Race 1 - 1st Race

06/08/2016 13:30

Race (10 Laps) started at 13:02:35

Pos	No.	Name	Make/Model	CC	Class	Laps	Total Tm	Diff	Best Tm	In Lap	Best Speed
1	49	Paul McCLUNG	Kawasaki	ER6	SL	10	9:16.916		54.220	4	84.122
2	119	Kristopher DUNCAN	Kawasaki	ER6	SL	10	9:24.672	7.756	55.495	3	82.189
3	15	Keith DICKIE	Kawasaki	ER6	SL	10	9:30.539	13.623	55.327	3	82.439
4	11	Lewis PATERSON	Suzuki	SV650	SL	10	9:34.697	17.781	56.150	5	81.230
5	85	Steven HORNE	Kawasaki	ER6	SL	10	9:39.485	22.569	56.623	9	80.552
6	179	Bruce BIRNIE	Suzuki	SV650	SL	10	9:42.328	25.412	56.168	6	81.204
7	4	Alan GIBSON	Suzuki	SV650	SL	10	9:42.356	25.440	56.635	7	80.535
8	21	Grant REID	Kawasaki	ER6	SL	10	9:46.456	29.540	57.515	5	79.303
9	14	Scott GORDON	Kawasaki	ER6	SL	10	9:46.711	29.795	57.233	8	79.693
10	5	Gillian McGAW	Kawasaki	650	SL	10	9:48.336	31.420	57.008	8	80.008
11	66	Kevin WATRET	Kawasaki	ER6	SL	10	9:56.226	39.310	58.518	7	77.943
12	79	Ashley ROBSON	Kawasaki	ZXR400	SL	10	9:58.026	41.110	57.881	4	78.801
13	39	Stuart HAMILTON	Kawasaki	ER650	SL	10	9:58.075	41.159	58.253	6	78.298
14	800	Gordon CLARK	Kawasaki	ZXR400	SL	10	9:59.089	42.173	57.496	7	79.329
15	55	Tom ROBINSON	Aprilia	RRV 450	SL	10	9:59.411	42.495	58.210	7	78.356
16	24	Alex REID	Suzuki	650	SL	10	9:59.889	42.973	58.545	8	77.907
17	134	Kenneth THIRLWALL	Kawasaki	ER6	SL	10	10:15.122	58.206	59.411	5	76.772
18	25	Jim PURVIS	Yamaha	FZR400	SL	9	9:18.886	1 Lap	1:00.410	2	75.502
19	16	Gerry KEIRNAN	Suzuki	SV650	SL	9	9:19.791	1 Lap	58.270	5	78.275
20	189	Gary CRAIG	Suzuki	SV650	SL	9	9:23.618	1 Lap	1:01.060	8	74.699
21	77	Steven CRICHTON	Suzuki	SV650	SL	9	9:23.681	1 Lap	1:00.898	9	74.897
22	900	Dean CRAWFORD	Suzuki	SV650	SL	9	9:23.845	1 Lap	1:00.842	9	74.966
23	74	Christine WATSON	Suzuki	SV650	SL	9	9:35.422	1 Lap	1:02.165	2	73.371
24	112	Gordon MILLAR	Suzuki	SV650	SL	9	9:47.997	1 Lap	1:03.211	3	72.157
25	118	Rod WALKER	Kawasaki	ZXR400	SL	9	9:58.552	1 Lap	1:04.199	5	71.046
Not classified											
DNS	117	Lianne MAYHEW	Kawasaki	ZX6R 400	SL			DNS		0	-

Margin of Victory	Avg. Speed	Best Lap Tm	Best Speed	Best Lap by
7.756	81.899	54.220	84.122	49 - Paul McCLUNG

Clerk of the Course.

Orbits

Sig : Time :
Chief Timekeeper : Ian Sharp (SMART Timing)

Results available at www.mylaps.com and www.smart-timing.co.uk



Race Results

KMSC National Motorcycle Racing AC

Scottish Championship Lightweights.

Knockhill 1.267 miles

Race 1 - 1st Race

06/08/2016 13:30

Race (10 Laps) started at 13:02:35

Lap	Time of Day	Lap Tm	S1	S2	S3	SFSpd	S1Spd	Lap	Time of Day	Lap Tm	S1	S2	S3	SFSpd	S1Spd
4	13:06:55.809	1:02.607	17.890	23.704	21.013	114.910	101.066								
5	13:07:59.463	1:03.654	18.010	24.406	21.238	112.597	100.011								
6	13:09:02.572	1:03.109	17.989	23.853	21.267	111.846	100.161								
7	13:10:05.120	1:02.548	18.017	23.486	21.045	112.220	100.460								
8	13:11:08.129	1:03.009	18.008	23.855	21.146	111.660	99.714								
9	13:12:11.265	1:03.136	17.956	23.834	21.346	112.220	99.566								

(112) Gordon MILLAR

1	13:03:50.522	1:06.532	20.144			88.299	98.254
2	13:04:53.837	1:03.315	17.964			114.129	102.142
3	13:05:57.048	1:03.211	17.800			113.549	101.371
4	13:07:00.686	1:03.638	18.383			112.408	100.611
5	13:08:04.989	1:04.303	18.470	24.742	21.091	112.408	100.161
6	13:09:09.402	1:04.413	18.725			110.739	100.310
7	13:10:14.001	1:04.599	18.233			112.597	100.460
8	13:11:18.542	1:04.541	18.436			111.846	98.111
9	13:12:23.840	1:05.298	18.724			109.474	98.254

(118) Rod WALKER

1	13:03:52.683	1:07.952	20.547	25.329	22.076	85.162	90.077
2	13:04:58.111	1:05.428	18.914	24.376	22.138	103.882	91.179
3	13:06:02.579	1:04.468	18.756	24.143	21.569	102.142	92.562
4	13:07:06.806	1:04.227	18.288	24.352	21.587	103.721	92.054
5	13:08:11.005	1:04.199	18.490	24.173	21.536	102.454	92.308
6	13:09:15.719	1:04.714	18.523	24.257	21.934	103.084	91.179
7	13:10:22.843	1:07.124	20.380	24.539	22.205	101.987	89.596
8	13:11:29.210	1:06.367	19.090	25.127	22.150	102.768	91.055
9	13:12:34.395	1:05.185	18.792	24.965	21.428	103.242	90.077

Clerk of the Course.

Sig : Time :
 Chief Timekeeper : Ian Sharp (SMART Timing)
 Results available at www.mylaps.com and www.smart-timing.co.uk

Printed: 07/08/2016 19:06:47

Orbits



KMSC National Motorcycle Racing AC

Lapchart

Scottish Championship Lightweights.

Knockhill 1.267 miles

Race 1 - 1st Race

06/08/2016 13:30

Race (10 Laps) started at 13:02:35

Competitors	Laps										
	0	1	2	3	4	5	6	7	8	9	10
Paul McCLUNG (49)	1	49	49	49	49	49	49	49	49	49	49
Kristopher DUNCAN (119)	2	119	119	119	119	119	119	119	119	119	119
Lewis PATERSON (11)	3	11	11	11	11	11	15	15	15	15	15
Steven HORNE (85)	4	85	85	15	15	15	11	11	11	11	11
Alan GIBSON (4)	5	4	15	85	85	85	85	85	85	85	85
Grant REID (21)	6	21	4	4	4	4	4	4	4	4	179
Gillian McGAW (5)	7	5	21	21	21	21	21	21	179	179	4
Keith DICKIE (15)	8	15	5	14	14	14	179	179	21	21	21
Scott GORDON (14)	9	14	14	66	66	66	179	14	14	14	14
Kevin WATRET (66)	10	66	66	5	5	179	5	5	5	5	5
Bruce BIRNIE (179)	11	179	79	79	179	5	66	66	66	66	66
Alex REID (24)	12	24	39	179	79	79	79	79	16	79	79
Gordon CLARK (800)	13	800	179	39	16	16	16	16	79	800	39
Stuart HAMILTON (39)	14	39	800	16	39	39	800	800	800	39	800
Ashley ROBSON (79)	15	79	16	800	800	800	39	39	39	55	55
Gerry KEIRNAN (16)	16	16	24	24	24	55	55	55	55	24	24
Tom ROBINSON (55)	17	55	25	55	55	24	24	24	24	134	134
Kenneth THIRLWALL (134)	18	134	55	25	25	25	25	134	134	134	25
Gary CRAIG (189)	19	189	189	189	134	134	134	25	25	25	16
Dean CRAWFORD (900)	20	900	134	134	189	189	189	189	189	189	189
Christine WATSON (74)	21	74	74	77	77	77	77	77	77	77	77
Steven CRICHTON (77)	22	77	77	900	900	900	900	900	900	900	900
Jim PURVIS (25)	23	25	900	74	74	74	74	74	74	74	74
Gordon MILLAR (112)	24	112	112	112	112	112	112	112	112	112	112
Rod WALKER (118)	25	118	118	118	118	118	118	118	118	118	118
-	26										

Clerk of the Course.

Sig : Time :
 Chief Timekeeper : Ian Sharp (SMART Timing)
 Results available at www.mylaps.com and www.smart-timing.co.uk

Printed: 07/08/2016 18:38:38

Orbits



Race Results

KMSC National Motorcycle Racing AC

Sorted on Laps

National Pre-Injection 600

Knockhill 1.267 miles

Race 2 - 1st Race - Re-Start

06/08/2016 13:50

Race (8 Laps) started at 13:26:15

Pos	No.	Name	Make/Model	CC	Class	Laps	Total Tm	Diff	Best Tm	In Lap	Best Speed
1	91	Lewis SHAND	Yamaha	R6 600	PI6	8	7:10.951		52.716	5	86.522
2	47	Steven HADDOW	Yamaha	R6 600	PI6	8	7:10.972	0.021	52.677	4	86.586
3	41	Kieran MURRAY	Kawasaki	ZX6 600	PI6	8	7:19.542	8.591	53.585	4	85.119
4	26	Alan McGREGOR	Yamaha	R6	PI6	8	7:21.611	10.660	54.126	2	84.268
5	48	David McCAFFERTY	Yamaha	R6 600	PI6	8	7:25.049	14.098	54.390	3	83.859
6	89	Alex BASS	Yamaha	R6 600	PI6	8	7:26.425	15.474	54.540	3	83.628
7	88	Brian MARR	Yamaha	R6 600	PI6	8	7:37.928	26.977	56.180	7	81.187
8	6	James WILKEN	Yamaha	R6 600	PI6	8	7:38.160	27.209	56.056	8	81.367
9	15	Jon DICKIE	Yamaha	R6 600	PI6	8	7:38.612	27.661	55.502	2	82.179
10	60	Douglas BROWN	Yamaha	R6 600	PI6	8	7:52.558	41.607	57.103	3	79.875
11	127	Brendan GALL	Yamaha	R6 600	PI6	8	7:56.491	45.540	57.499	8	79.325
12	129	Martin HERRIOT	Yamaha	R6 600	PI6	8	7:56.652	45.701	57.522	5	79.293
13	113	Alan JACKSON	Honda	CBR 600	PI6	8	8:07.561	56.610	59.461	8	76.707
14	117	Joe HENDRIE	Yamaha	R6 600	PI6	8	8:08.829	57.878	59.301	4	76.914
15	11	Ross WATTS	Yamaha	YZF R6 600	PI6	7	7:16.937	1 Lap	1:00.189	6	75.779
16	79	Jimmy ROTHERY	Yamaha	R6 600	PI6	7	7:35.340	1 Lap	1:02.227	3	73.298

Not classified

DNF	73	Fraser CAMERON	Yamaha	R6 600	PI6	1	1:09.054	DNF	1:02.116	1	73.429
DNS	123	Graham BLACKIE	Honda	CBR600	PI6			DNS		0	-
DNS	118	Craig MOFFAT	Yamaha	R6 600	PI6			DNS		0	-
DNS	27	Darren ANDERSON	Kawasaki	ZXR 600	PI6			DNS		0	-

Announcements

Red Flag after Leader completed 2 Laps - Race restarted over 8 Laps.

New Track Record (52.677) for KMSC Pre Injection 600 by Steven HADDOW.

Margin of Victory	Avg. Speed	Best Lap Tm	Best Speed	Best Lap by
0.021	84.670	52.677	86.586	47 - Steven HADDOW

Clerk of the Course.

Sig : Time :
 Chief Timekeeper : Ian Sharp (SMART Timing)

Results available at www.mylaps.com and www.smart-timing.co.uk

Printed: 07/08/2016 18:36:44

Orbits



KMSC National Motorcycle Racing AC

National Pre-Injection 600

Knockhill 1.267 miles

Race 2 - 1st Race - Re-Start

06/08/2016 13:50

Race (8 Laps) started at 13:26:15

Lap	Time of Day	Lap Tm	S1	S2	S3	SFSpd	S1Spd
(91) Lewis SHAND							
1	13:27:15.695	54.870	16.139	20.382	18.349	89.002	119.621
2	13:28:08.786	53.091	15.115	20.009	17.967	134.754	119.621
3	13:29:02.280	53.494	15.088	20.455	17.951	136.398	119.835
4	13:29:55.157	52.877	15.014	19.731	18.132	136.675	120.480
5	13:30:47.873	52.716	14.849	19.883	17.984	135.845	120.915
6	13:31:40.861	52.988	14.932	19.515	18.541	136.398	120.049
7	13:32:33.627	52.766	14.909	19.752	18.105	134.215	120.480
8	13:33:26.539	52.912	14.964	19.789	18.159	137.798	120.265

Lap	Time of Day	Lap Tm	S1	S2	S3	SFSpd	S1Spd
(47) Steven HADDOW							
1	13:27:15.847	54.898	16.243	20.339	18.316	88.532	119.409
2	13:28:09.016	53.169	15.369	19.838	17.962	136.121	119.835
3	13:29:01.898	52.882	15.090	19.802	17.990	138.652	119.835
4	13:29:54.575	52.677	14.919	19.563	18.195	136.398	119.621
5	13:30:47.422	52.847	15.100	19.719	18.028	136.398	119.835
6	13:31:40.426	53.004	14.976	19.773	18.255	135.845	120.049
7	13:32:33.329	52.903	15.082	19.671	18.150	135.025	120.697
8	13:33:26.560	53.231	15.423	19.862	17.946	136.675	120.915

Lap	Time of Day	Lap Tm	S1	S2	S3	SFSpd	S1Spd
(41) Kieran MURRAY							
1	13:27:16.723	55.532	16.335	20.875	18.322	92.690	116.912
2	13:28:11.116	54.393	15.630			134.215	118.147
3	13:29:05.054	53.938	15.430			135.298	117.733
4	13:29:58.639	53.585	15.190			137.516	116.506
5	13:30:52.607	53.968	15.589			134.754	116.709
6	13:31:46.364	53.757	15.473			134.484	116.506
7	13:32:40.732	54.368	15.581			134.484	116.103
8	13:33:35.130	54.398	15.790			134.215	116.506

Lap	Time of Day	Lap Tm	S1	S2	S3	SFSpd	S1Spd
(26) Alan McGREGOR							
1	13:27:16.633	55.733	16.501	20.802	18.430	89.002	119.621
2	13:28:10.759	54.126	15.436	20.327	18.363	132.886	119.196
3	13:29:04.936	54.177	15.423	20.318	18.436	135.571	119.621
4	13:29:59.496	54.560	15.601	20.601	18.358	134.484	119.621
5	13:30:53.972	54.476	15.432	20.508	18.536	133.947	119.196
6	13:31:48.273	54.301	15.321	20.556	18.424	134.484	118.985
7	13:32:42.955	54.682	15.439	20.669	18.574	134.484	118.147
8	13:33:37.199	54.244	15.360	20.444	18.440	133.680	118.775

Lap	Time of Day	Lap Tm	S1	S2	S3	SFSpd	S1Spd
(48) David McCafferty							
1	13:27:18.260	57.265	17.079	21.618	18.568	90.320	119.196
2	13:28:12.812	54.552	15.440	20.707	18.405	134.215	120.265
3	13:29:07.202	54.390	15.253	20.853	18.284	136.954	119.409
4	13:30:01.940	54.738	15.333	20.728	18.677	137.234	119.835
5	13:30:56.598	54.658	15.539	20.718	18.401	134.754	120.480
6	13:31:51.140	54.542	15.377	20.678	18.487	138.366	118.356
7	13:32:45.980	54.840	15.332	20.655	18.853	135.571	118.356
8	13:33:40.637	54.657	15.481	20.639	18.537	135.845	118.356

Lap	Time of Day	Lap Tm	S1	S2	S3	SFSpd	S1Spd
(89) Alex BASS							
1	13:27:17.687	56.402	17.057	20.974	18.371	95.459	120.480
2	13:28:12.229	54.542	15.676	20.534	18.332	134.215	120.480
3	13:29:06.769	54.540	15.607	20.684	18.249	134.754	119.621
4	13:30:01.678	54.909	15.498	20.515	18.896	135.025	120.265
5	13:30:56.463	54.785	15.480	20.683	18.622	130.306	121.133
6	13:31:51.601	55.138	15.678	20.911	18.549	134.754	118.985
7	13:32:46.842	55.241	15.622	20.721	18.898	132.624	118.356
8	13:33:42.013	55.171	15.653	20.806	18.712	132.886	118.565

Lap	Time of Day	Lap Tm	S1	S2	S3	SFSpd	S1Spd
(88) Brian MARR							
1	13:27:19.292	57.674	17.140	21.681	18.853	94.252	114.518
2	13:28:15.521	56.229	15.607	21.562	19.060	135.298	116.709
3	13:29:11.814	56.293	16.155	21.310	18.828	127.581	118.147
4	13:30:08.295	56.481	15.640	21.719	19.122	135.845	115.903

Lap	Time of Day	Lap Tm	S1	S2	S3	SFSpd	S1Spd
5	13:31:04.778	56.483	15.626	21.695	19.162	132.886	116.304
6	13:32:01.023	56.245	15.594	21.390	19.261	133.680	117.321
7	13:32:57.203	56.180	15.724	21.360	19.096	133.150	116.103
8	13:33:53.516	56.313	15.741	21.446	19.126	132.886	117.321

Lap	Time of Day	Lap Tm	S1	S2	S3	SFSpd	S1Spd
(6) James WILKEN							
1	13:27:19.436	57.838	17.235	21.910	18.693	89.477	114.910
2	13:28:15.519	56.083	16.000	21.272	18.811	128.068	116.709
3	13:29:11.944	56.425	16.330	21.447	18.648	127.098	113.935
4	13:30:08.334	56.390	16.039	21.575	18.776	128.805	115.305
5	13:31:04.834	56.500	16.186	21.729	18.585	128.805	115.107
6	13:32:01.463	56.629	16.082	21.638	18.909	126.142	114.714
7	13:32:57.692	56.229	16.146	21.527	18.556	126.142	114.518
8	13:33:53.748	56.056	16.012	21.301	18.743	127.581	115.305

Lap	Time of Day	Lap Tm	S1	S2	S3	SFSpd	S1Spd
(15) Jon DICKIE							
1	13:27:18.795	57.198	17.038	21.444	18.716	90.442	116.103
2	13:28:14.297	55.502	15.651	21.007	18.844	132.624	116.912
3	13:29:10.921	56.624	16.600	21.021	19.003	133.150	114.714
4	13:30:07.510	56.589	16.043	21.435	19.111	131.584	114.518
5	13:31:04.456	56.946	16.248	21.469	19.229	130.306	114.323
6	13:32:01.345	56.889	16.241	21.487	19.161	130.053	115.703
7	13:32:57.447	56.102	15.949	21.303	18.850	130.814	115.504
8	13:33:54.200	56.753	16.554	21.358	18.841	133.415	116.103

Lap	Time of Day	Lap Tm	S1	S2	S3	SFSpd	S1Spd
(60) Douglas BROWN							
1	13:27:20.978	59.077	17.372	22.159	19.546	94.252	114.518
2	13:28:18.802	57.824	16.507	22.007	19.310	129.053	111.474
3	13:29:15.905	57.103	16.412	21.521	19.170	129.053	113.166
4	13:30:13.229	57.324	16.333	21.697	19.294	129.802	111.105
5	13:31:11.962	58.733	17.198	21.838	19.697	127.824	107.544
6	13:32:10.697	58.735	16.917	22.405	19.413	126.380	110.012
7	13:33:09.405	58.708	16.918	22.201	19.589	126.142	110.374
8	13:34:08.146	58.741	16.834	22.128	19.779	127.339	108.764

Lap	Time of Day	Lap Tm	S1	S2	S3	SFSpd	S1Spd
(127) Brendan GALL							
1	13:27:22.096	59.761	17.330	22.688	19.743	94.785	115.903
2	13:28:20.588	58.492	16.295	22.547	19.650	130.053	114.129
3	13:29:18.878	58.290	16.390	22.213	19.687	129.551	112.976
4	13:30:18.339	59.461	16.555	22.982	19.924	125.435	113.549
5	13:31:16.967	58.628	16.269	22.794	19.565	127.581	112.033
6	13:32:16.496	59.529	16.330			128.559	113.357
7	13:33:14.580	58.084	16.620	22.250	19.214	122.459	108.064
8	13:34:12.079	57.499	16.395	21.807	19.297	128.313	113.742

Lap	Time of Day	Lap Tm	S1	S2	S3	SFSpd	S1Spd
(129) Martin HERRIOT							
1	13:27:25.628	1:02.514	19.067	23.583	19.864	82.139	105.681
2	13:28:23.765	58.137	16.532	21.990	19.615	132.102	113.357
3	13:29:22.797	59.032	16.744	22.507	19.781	129.302	112.786
4	13:30:20.464	57.667	16.464	21.916	19.287	130.053	112.597
5	13:31:17.986	57.522					

Race Results

KMSC National Motorcycle Racing AC

National Pre-Injection 600

Knockhill 1.267 miles

Race 2 - 1st Race - Re-Start

06/08/2016 13:50

Race (8 Laps) started at 13:26:15

Lap	Time of Day	Lap Tm	S1	S2	S3	SFSpd	S1Spd	Lap	Time of Day	Lap Tm	S1	S2	S3	SFSpd	S1Spd
1	13:27:26.440	1:02.714	18.208	23.548	20.958	79.417	108.588								
2	13:28:25.904	59.464	16.551	22.979	19.934	120.915	114.129								
3	13:29:25.726	59.822	16.734	22.898	20.190	124.504	113.357								
4	13:30:25.027	59.301	16.829	22.594	19.878	128.068	112.976								
5	13:31:24.961	59.934	16.829	22.609	20.496	123.133	111.290								
6	13:32:24.716	59.755	17.039	22.747	19.969	126.618	112.597								
7	13:33:24.817	1:00.101	17.028	23.050	20.023	122.236	108.941								
8	13:34:24.417	59.600	16.765	22.713	20.122	122.236	111.105								

(11) Ross WATTS

1	13:27:25.322	1:02.487	17.986	24.236	20.265	91.303	106.689
2	13:28:28.205	1:02.883	17.218	25.064	20.601	123.587	106.689
3	13:29:28.396	1:00.191	16.904	23.035	20.252	122.908	109.296
4	13:30:29.442	1:01.046	17.132	23.402	20.512	122.683	109.653
5	13:31:31.214	1:01.772	18.205	23.272	20.295	123.815	106.015
6	13:32:31.403	1:00.189	17.143	22.988	20.058	122.236	108.588
7	13:33:32.525	1:01.122	17.542	23.448	20.132	122.908	100.011

(79) Jimmy ROTHERY

1	13:27:31.642	1:05.796	20.276	24.245	21.275	53.472	104.043
2	13:28:34.561	1:02.919	17.736	23.582	21.601	117.321	105.515
3	13:29:36.788	1:02.227	17.649	23.458	21.120	117.733	106.183
4	13:30:39.292	1:02.504	17.970	23.589	20.945	116.506	105.515
5	13:31:43.220	1:03.928	18.011	23.660	22.257	117.321	105.184
6	13:32:47.383	1:04.163	18.351	24.415	21.397	118.565	105.349
7	13:33:50.928	1:03.545	18.484	23.746	21.315	112.408	105.515

(73) Fraser CAMERON

1	13:27:24.642	1:02.116	18.282	23.791	20.043	90.198	109.474
---	--------------	-----------------	--------	---------------	---------------	--------	----------------

Clerk of the Course.

Sig : Time :

Chief Timekeeper : Ian Sharp (SMART Timing)

Results available at www.mylaps.com and www.smart-timing.co.uk

Printed: 07/08/2016 19:06:33

Orbits



KMSC National Motorcycle Racing AC

Lapchart

National Pre-Injection 600

Knockhill 1.267 miles

Race 2 - 1st Race - Re-Start

06/08/2016 13:50

Race (8 Laps) started at 13:26:15

Competitors	Laps									
	0	1	2	3	4	5	6	7	8	
Lewis SHAND (91)	1	91	91	91	47	47	47	47	47	91
Alan McGREGOR (26)	2	26	47	47	91	91	91	91	91	47
Steven HADDOW (47)	3	47	26	26	26	41	41	41	41	41
David McCAFFERTY (48)	4	48	41	41	41	26	26	26	26	26
Kieran MURRAY (41)	5	41	89	89	89	89	89	48	48	48
Alex BASS (89)	6	89	48	48	48	48	48	89	89	89
Jon DICKIE (15)	7	15	15	15	15	15	15	88	88	88
James WILKEN (6)	8	6	88	6	88	88	88	15	15	6
Brian MARR (88)	9	88	6	88	6	6	6	6	6	15
Douglas BROWN (60)	10	60	60	60	60	60	60	60	60	60
Alan JACKSON (113)	11	113	127	127	127	127	127	129	129	127
Brendan GALL (127)	12	127	113	113	129	129	129	127	127	129
Fraser CAMERON (73)	13	73	73	129	113	113	113	113	113	113
Ross WATTS (11)	14	11	11	117	117	117	117	117	117	117
Martin HERRIOT (129)	15	129	129	11	11	11	11	11	11	11
Joe HENDRIE (117)	16	117	117	79	79	79	79	79	79	79
Jimmy ROTHERY (79)	17	79	79							
-	18									
-	19									
-	20									

Clerk of the Course.

Sig : Time :
Chief Timekeeper : Ian Sharp (SMART Timing)

Results available at www.mylaps.com and www.smart-timing.co.uk

Printed: 07/08/2016 18:36:58

Orbits



Race Results

KMSC National Motorcycle Racing AC

Sorted on Laps

Scottish Championship Superstock 600

Knockhill 1.267 miles

Race 3 - 1st Race

06/08/2016 14:00

Race (10 Laps) started at 13:39:05

Pos	No.	Name	Make/Model	CC	Class	Laps	Total Tm	Diff	Best Tm	In Lap	Best Speed
1	45	Ewan GRAY	Kawasaki	ZX6R 600	S6	10	8:51.656		52.041	3	87.644
2	99	Callum GRIGOR	Kawasaki	ZX6R 600	S6	10	8:52.578	0.922	52.317	5	87.182
3	31	Torquil PATERSON	Yamaha	R6 600	S6	10	9:03.349	11.693	53.255	4	85.646
4	21	Sean COOPER	Kawasaki	ZX6R 600	S6	10	9:03.476	11.820	53.377	5	85.451
5	75	Charlie BUNYAN	Yamaha	R6 600	S6	10	9:16.332	24.676	54.174	3	84.193
6	11	Patrick FORMAN	Kawasaki	ZX6R 600	S6	10	9:26.143	34.487	55.166	2	82.679
7	87	Steven ALLISON	Kawasaki	ZX6R 600	S6	10	9:31.970	40.314	55.886	3	81.614
8	28	Paul BOWERBANK	Yamaha	R6 600	S6	10	9:34.648	42.992	55.614	9	82.013
9	85	Steve HORNE	Triumph	Dayton 675	S6	10	9:34.845	43.189	55.778	9	81.772
10	35	Kevin GILES	Kawasaki	ZX6R 600	S6	10	9:38.829	47.173	56.031	10	81.403
11	184	Ryan GIBSON	Yamaha	R6 600	S6	10	9:40.083	48.427	56.643	2	80.523
12	17	Roddy MacLEOD	Suzuki	GSXR 600 K7	S6	10	9:43.093	51.437	56.715	7	80.421
13	89	David MUNRO	Yamaha	R6 600	S6	9	8:52.755	1 Lap	56.572	5	80.625
14	58	Barry STEWART	Yamaha	R6 600	S6	9	8:54.073	1 Lap	57.707	5	79.039
15	79	Ashley ROBSON	Kawasaki	ZX6R 600	S6	9	9:09.343	1 Lap	59.396	3	76.791
Not classified											
DNF	84	Kyle HARPER	Kawasaki	ZX6R 600	S6	6	6:32.598	DNF	54.457	3	83.756
DNS	64	Sam MUNRO	Kawasaki	ZX6R 600	S6			DNS		0	-

Margin of Victory	Avg. Speed	Best Lap Tm	Best Speed	Best Lap by
0.922	85.790	52.041	87.644	45 - Ewan GRAY

Clerk of the Course.

Orbits

Sig : Time :
Chief Timekeeper : Ian Sharp (SMART Timing)

Results available at www.mylaps.com and www.smart-timing.co.uk



KMSC National Motorcycle Racing AC

Scottish Championship Superstock 600

Knockhill 1.267 miles

Race 3 - 1st Race

06/08/2016 14:00

Race (10 Laps) started at 13:39:05

Lap	Time of Day	Lap Tm	S1	S2	S3	SFSpd	S1Spd
(45) Ewan GRAY							
1	13:40:03.548	53.221	15.794	19.725	17.702	89.120	122.908
2	13:40:55.708	52.160	14.732	19.521	17.907	141.877	122.459
3	13:41:47.749	52.041	14.684	19.710	17.647	140.099	123.133
4	13:42:40.688	52.939	15.306	19.719	17.914	141.577	120.049
5	13:43:33.573	52.885	15.039	19.880	17.966	140.687	120.697
6	13:44:26.115	52.542	15.104	19.791	17.647	139.517	121.792
7	13:45:18.385	52.270	14.793	19.708	17.769	140.982	122.236
8	13:46:11.585	53.200	14.797	20.427	17.976		122.459
9	13:47:03.900	52.315	14.932	19.651	17.732		123.360
10	13:47:56.818	52.918	14.772	19.962	18.184		123.815

Lap	Time of Day	Lap Tm	S1	S2	S3	SFSpd	S1Spd
(99) Callum GRIGOR							
1	13:40:03.865	53.452	16.000	19.743	17.709	89.120	121.133
2	13:40:56.614	52.749	15.143	19.693	17.913	138.652	121.352
3	13:41:49.085	52.471	15.123	19.586	17.762	137.516	121.792
4	13:42:41.602	52.517	15.150	19.601	17.766	137.516	120.915
5	13:43:33.919	52.317	15.173	19.533	17.611	137.516	121.352
6	13:44:26.469	52.550	15.185	19.703	17.662	138.652	120.049
7	13:45:18.876	52.407	15.189	19.556	17.662	138.081	121.133
8	13:46:11.888	53.012	15.008	19.941	18.063		121.572
9	13:47:04.385	52.497	15.059	19.710	17.728		121.133
10	13:47:57.740	53.355	15.006	20.213	18.136	138.652	122.014

Lap	Time of Day	Lap Tm	S1	S2	S3	SFSpd	S1Spd
(31) Torquill PATERSON							
1	13:40:05.782	55.162	16.573	20.464	18.125	96.697	120.049
2	13:40:59.825	54.043	15.348	20.797	17.898	143.087	123.360
3	13:41:53.219	53.394	15.351	20.346	17.697	142.782	123.815
4	13:42:46.474	53.255	15.246	20.196	17.813	141.877	122.908
5	13:43:40.023	53.549	15.290	20.224	18.035	142.782	122.908
6	13:44:33.879	53.856	15.444	20.669	17.743	141.877	122.908
7	13:45:27.977	54.098	15.402	20.777	17.919	142.177	122.014
8	13:46:21.424	53.447	15.280	20.505	17.662	123.815	
9	13:47:14.891	53.467	15.330	20.145	17.992		122.236
10	13:48:08.511	53.620	15.156	20.595	17.869	141.577	122.908

Lap	Time of Day	Lap Tm	S1	S2	S3	SFSpd	S1Spd
(21) Sean COOPER							
1	13:40:06.088	55.321	16.797	20.514	18.010	95.459	121.572
2	13:40:59.573	53.485	15.299	20.287	17.899	141.279	122.459
3	13:41:53.208	53.635	15.324	20.350	17.961	139.808	121.572
4	13:42:46.900	53.692	15.482	20.369	17.841	138.652	122.908
5	13:43:40.277	53.377	15.151	20.349	17.877	141.279	122.236
6	13:44:33.842	53.565	15.350	20.302	17.913	140.392	122.683
7	13:45:27.777	53.935	15.626	20.402	17.907	139.517	122.236
8	13:46:21.408	53.631	15.261	20.509	17.861		120.915
9	13:47:15.039	53.631	15.547	20.205	17.879		122.683
10	13:48:08.638	53.599	15.250	20.495	17.854	140.687	122.683

Lap	Time of Day	Lap Tm	S1	S2	S3	SFSpd	S1Spd
(75) Charlie BUNYAN							
1	13:40:08.165	57.159	17.293	21.267	18.599	96.558	120.915
2	13:41:03.136	54.971	15.593	20.884	18.494	139.808	122.014
3	13:41:57.310	54.174	15.373	20.533	18.268	139.517	122.683
4	13:42:52.776	55.466	15.756	21.010	18.700	136.954	121.572
5	13:43:47.633	54.857	15.514	20.881	18.462	138.652	120.265
6	13:44:42.606	54.973	15.734	20.925	18.314	136.398	121.133
7	13:45:37.290	54.684	15.531	20.768	18.385	137.798	121.572
8	13:46:31.824	54.534	15.381	20.852	18.301		121.352
9	13:47:26.576	54.752	15.331	21.153	18.268		120.915
10	13:48:21.494	54.918	15.300	21.128	18.490	140.099	120.697

Lap	Time of Day	Lap Tm	S1	S2	S3	SFSpd	S1Spd
(11) Patrick FORMAN							
1	13:40:07.957	57.016	17.293	21.188	18.535	95.595	116.912
2	13:41:03.123	55.166	15.627	20.867	18.672	134.484	117.116
3	13:41:58.850	55.727	15.823	21.068	18.836	133.150	118.147
4	13:42:55.108	56.258	15.953	21.267	19.038	130.814	115.305

Lap	Time of Day	Lap Tm	S1	S2	S3	SFSpd	S1Spd
5	13:43:51.161	56.053	15.932	21.273	18.848	131.842	116.304
6	13:44:47.402	56.241	15.932	21.332	18.977	132.102	115.504
7	13:45:43.780	56.378	15.961	21.454	18.963	131.584	112.786
8	13:46:39.866	56.086	15.771	21.305	19.010	114.518	
9	13:47:35.550	55.684	15.757	21.123	18.804		115.903
10	13:48:31.305	55.755	15.751	21.119	18.885	133.150	115.703

Lap	Time of Day	Lap Tm	S1	S2	S3	SFSpd	S1Spd
(87) Steven ALLISON							
1	13:40:09.117	57.486	17.184			96.558	114.910
2	13:41:05.097	55.980	16.011	21.189	18.780	136.398	117.526
3	13:42:00.983	55.886	15.960	21.143	18.783	135.571	117.321
4	13:42:57.505	56.522	16.148	21.529	18.845	133.150	115.903
5	13:43:53.736	56.231	16.087	21.363	18.781	133.947	115.703
6	13:44:50.460	56.724	16.196	21.455	19.073	133.947	115.703
7	13:45:47.161	56.701	16.285	21.545	18.871	132.102	115.107
8	13:46:43.963	56.802	16.040				116.103
9	13:47:40.190	56.227	16.092				115.703
10	13:48:37.132	56.942	16.318	21.582	19.042		113.357

Lap	Time of Day	Lap Tm	S1	S2	S3	SFSpd	S1Spd
(28) Paul BOWERBANK							
1	13:40:12.255	1:00.000	17.754	22.968	19.278	98.833	118.147
2	13:41:09.469	57.214	16.034	21.804	19.376	138.366	124.044
3	13:42:05.810	56.341	15.789	21.580	18.972	139.227	122.683
4	13:43:02.456	56.646	16.155	21.525	18.966	137.516	122.459
5	13:43:58.972	56.516	15.913	21.721	18.882	138.652	122.014
6	13:44:55.353	56.381	16.080	21.399	18.902	138.081	120.915
7	13:45:51.808	56.455	15.979	21.665	18.811	137.234	121.792
8	13:46:48.155	56.347	15.946	21.440	18.961		122.683
9	13:47:43.769	55.614	15.703	21.167	18.744		123.133
10	13:48:39.810	56.041	15.811	21.351	18.879		123.133

Lap	Time of Day	Lap Tm	S1	S2	S3	SFSpd	S1Spd
(85) Steve HORNE							
1	13:40:10.352	58.835	17.342	22.447	19.046	95.323	118.565
2	13:41:07.188	56.836	15.986	21.934	18.916	135.298	120.915
3	13:42:04.014	56.826	15.838	21.934	19.054	134.484	118.775
4	13:43:00.796	56.782	16.084	21.660	19.038	133.150	120.265
5	13:43:58.021	57.225	15.926	22.062	19.237	134.215	119.409
6	13:44:54.908	56.887	16.068	21.843	18.976	133.680	119.409
7	13:45:51.409	56.501	15.992	21.745	18.764	133.415	120.265
8	13:46:47.724	56.315	15.764	21.805	18.746		120.915
9	13:47:43.502	55.778	15.680	21.334	18.764		120.915
10	13:48:40.007	56.505	15.689	21.634	19.182		120.915

Lap	Time of Day	Lap Tm	S1	S2	S3	SFSpd	S1Spd
(35) Kevin GILES							
1	13:40:12.444	1:00.919	18.265	22.850	19.804	92.690	114.910
2	13:41:10.810	58.366	16.608	21.705	20.053	132.624	116.912
3	13:42:09.586	58.776	16.929	22.520	19.327	134.484	115.305
4	13:43:06.034	56.448	15.955	21.758	18.735	137.798	115.703
5	13:44:02.625	56.591	16.098	21.672	18.821	137.798	116.912
6	13:44:58.822	56.197	15.912	21.619	18.666	136.954	117.940
7	13:45:55.048	56.226	15.787	21.586			

KMSC National Motorcycle Racing AC

Scottish Championship Superstock 600

Knockhill 1.267 miles

Race 3 - 1st Race

06/08/2016 14:00

Race (10 Laps) started at 13:39:05

Lap	Time of Day	Lap Tm	S1	S2	S3	SFSpd	S1Spd	Lap	Time of Day	Lap Tm	S1	S2	S3	SFSpd	S1Spd
(17) Roddy MacLEOD															
1	13:40:13.002	1:01.051	18.616	23.231	19.204	96.281	114.714								
2	13:41:10.813	57.811	16.377	22.124	19.310	135.571	116.103								
3	13:42:08.099	57.286	16.540	21.675	19.071	135.025	114.714								
4	13:43:05.784	57.685	16.188	22.165	19.332	136.398	116.912								
5	13:44:03.520	57.736	16.614	22.128	18.994	131.584	114.323								
6	13:45:00.483	56.963	16.074	21.643	19.246	136.675	115.305								
7	13:45:57.198	56.715	15.923	21.791	19.001		114.129								
8	13:46:54.013	56.815	15.999	21.653	19.163		114.910								
9	13:47:51.183	57.170	16.054	21.916	19.200		114.518								
10	13:48:48.255	57.072	15.991	21.892	19.189		113.166								

(89) David MUNRO															
1	13:40:11.135	59.026	17.387	22.791	18.848	96.697	118.356								
2	13:41:15.363	1:04.228	16.780	22.375	25.073	138.366	116.506								
3	13:42:13.976	58.613	17.632	22.003	18.978	108.941	115.305								
4	13:43:10.811	56.835	16.425	21.560	18.850	129.302	115.903								
5	13:44:07.383	56.572	16.476	21.297	18.799	131.326	117.116								
6	13:45:04.551	57.168	16.478	21.668	19.022	126.618	115.504								
7	13:46:02.151	57.600	16.228	21.788	19.584		115.504								
8	13:47:00.000	57.849	17.134	21.736	18.979		116.103								
9	13:47:57.917	57.917	16.291	21.505	20.121		116.506								

(58) Barry STEWART															
1	13:40:11.494	59.660	17.460			98.111	109.832								
2	13:41:09.287	57.793	16.358	22.054	19.381	132.886	116.304								
3	13:42:09.455	1:00.168	18.132	22.591	19.445	133.947	112.976								
4	13:43:07.596	58.141	16.426	21.969	19.746	133.947	116.709								
5	13:44:05.303	57.707	16.168	21.972	19.567	132.102	116.912								
6	13:45:03.592	58.289	16.272	22.459	19.558	133.947	116.506								
7	13:46:02.242	58.650	16.295	22.381	19.974		115.703								
8	13:47:01.489	59.247	16.837	23.055	19.355		115.703								
9	13:47:59.235	57.746	16.224	22.145	19.377		114.518								

(79) Ashley ROBSON															
1	13:40:14.235	1:01.979													
2	13:41:14.184	59.949													
3	13:42:13.580	59.396													
4	13:43:13.425	59.845													
5	13:44:12.990	59.565													
6	13:45:13.135	1:00.145													
7	13:46:13.774	1:00.639													
8	13:47:14.304	1:00.530													
9	13:48:14.505	1:00.201													

(84) Kyle HARPER															
1	13:40:06.913	56.370	17.087	20.927	18.356	90.932	118.565								
2	13:41:01.524	54.611	15.640	20.560	18.411	135.571	119.835								
3	13:41:55.981	54.457	15.490	20.770	18.197	135.571	120.049								
4	13:43:45.382	1:49.401	15.815	20.665	1:12.921	135.845	120.265								
5	13:44:41.585	56.203	16.311	21.278	18.614	132.886	118.356								
6	13:45:37.760	56.175	15.783	21.131	19.261	136.121	119.409								

Clerk of the Course.

Sig : Time :
 Chief Timekeeper : Ian Sharp (SMART Timing)
 Results available at www.mylaps.com and www.smart-timing.co.uk

Printed: 07/08/2016 19:07:20

Orbits



Race Results

KMSC National Motorcycle Racing AC

Lapchart

Scottish Championship Superstock 600

Knockhill 1.267 miles

Race 3 - 1st Race

06/08/2016 14:00

Race (10 Laps) started at 13:39:05

Competitors	Laps										
	0	1	2	3	4	5	6	7	8	9	10
Ewan GRAY (45)	1	45	45	45	45	45	45	45	45	45	45
Callum GRIGOR (99)	2	99	99	99	99	99	99	99	99	99	99
Kyle HARPER (84)	3	84	31	21	21	31	31	21	21	21	31
Torquill PATERSON (31)	4	31	21	31	31	21	21	31	31	31	21
Sean COOPER (21)	5	21	84	84	84	75	75	75	75	75	75
Patrick FORMAN (11)	6	11	11	11	75	11	11	11	11	11	11
Charlie BUNYAN (75)	7	75	75	75	11	87	87	87	87	87	87
Steve HORNE (85)	8	85	87	87	87	85	85	85	85	85	28
Kevin GILES (35)	9	35	85	85	85	184	184	28	28	28	85
Steven ALLISON (87)	10	87	184	184	184	28	28	184	184	184	35
Barry STEWART (58)	11	58	89	58	28	17	35	35	35	35	184
Ryan GIBSON (184)	12	184	58	28	17	35	17	17	17	17	17
Roddy MacLEOD (17)	13	17	28	35	58	58	58	89	89	89	
David MUNRO (89)	14	89	35	17	35	89	89	89	58	58	58
Paul BOWERBANK (28)	15	28	17	79	79	79	79	79	79	79	79
Ashley ROBSON (79)	16	79	79	89	89	84	84	84			
-	17										

Clerk of the Course.

Sig : Time :
 Chief Timekeeper : Ian Sharp (SMART Timing)
 Results available at www.mylaps.com and www.smart-timing.co.uk

Printed: 07/08/2016 18:45:55

Orbits



Race Results

KMSC National Motorcycle Racing AC

Sorted on Laps

KMSC Open Post Classics / Classics

Knockhill 1.267 miles

Race 4 - 1st Race

06/08/2016 14:15

Race (10 Laps) started at 13:53:13

Pos	No.	Name	Make/Model	CC	Class	Laps	Total Tm	Diff	Best Tm	In Lap	Best Speed
1	51	Neil MUNRO	Honda	CBR500	PC	10	10:09.099		59.450	3	76.721
2	87	Jodie CHALK	Honda	CBR500	PC	10	10:09.602	0.503	1:00.035	3	75.974
3	298	Donald HENRY	Suzuki	Bandit 600	PC	10	10:22.917	13.818	1:00.935	2	74.852
4	333	Peter DOLAN	Honda	CB500	PC	10	11:00.334	51.235	1:04.336	8	70.895
5	22	Ian RUSSELL	Honda	NSR250	PC	10	11:05.952	56.853	1:05.135	2	70.025
6	25	Andrew KIRKWOOD	Honda	CB500	PC	9	10:12.634	1 Lap	1:06.301	3	68.794
Not classified											
DNF	13	Andrew BARTON	Honda	CB500	PC	9	9:42.895	DNF	1:03.429	5	71.909

Margin of Victory	Avg. Speed	Best Lap Tm	Best Speed	Best Lap by
0.503	74.883	59.450	76.721	51 - Neil MUNRO

Clerk of the Course.

Orbits

Sig : Time :
Chief Timekeeper : Ian Sharp (SMART Timing)

Results available at www.mylaps.com and www.smart-timing.co.uk

Printed: 07/08/2016 18:25:35



Race Results

KMSC National Motorcycle Racing AC

KMSC Open Post Classics / Classics

Knockhill 1.267 miles

Race 4 - 1st Race

06/08/2016 14:15

Race (10 Laps) started at 13:53:13

Lap	Time of Day	Lap Tm	S1	S2	S3	SFSpd	S1Spd
(51) Neil MUNRO							
1	13:54:20.778	1:01.819	18.150	23.204	20.465	80.176	101.218
2	13:55:20.830	1:00.052	17.361	22.577	20.114	119.196	103.402
3	13:56:20.280	59.450	17.014	22.194	20.242		104.204
4	13:57:20.246	59.966	17.312	22.691	19.963		102.768
5	13:58:20.291	1:00.045	17.195	22.329	20.521		103.402
6	13:59:20.642	1:00.351	17.467	22.629	20.255		102.454
7	14:00:21.124	1:00.482	17.476	22.768	20.238		102.454
8	14:01:21.563	1:00.439	17.387	22.720	20.332		101.987
9	14:02:22.220	1:00.657	17.535	22.900	20.222		102.142
10	14:03:22.461	1:00.241	17.203	22.974	20.064		103.242

Lap	Time of Day	Lap Tm	S1	S2	S3	SFSpd	S1Spd
(87) Jodie CHALK							
1	13:54:19.755	1:01.280	18.249	22.556	20.475	78.857	95.868
2	13:55:19.813	1:00.058	17.212	22.430	20.416	108.941	97.399
3	13:56:19.848	1:00.035	17.261	22.355	20.419		97.399
4	13:57:20.008	1:00.160	17.367	22.420	20.373		97.117
5	13:58:20.902	1:00.894	17.301	22.725	20.868		96.281
6	13:59:21.079	1:00.177	17.323	22.461	20.393		98.254
7	14:00:21.676	1:00.597	17.426	22.637	20.534		97.967
8	14:01:22.104	1:00.428	17.305	22.439	20.684		96.976
9	14:02:22.607	1:00.503	17.333	22.736	20.434		98.111
10	14:03:22.964	1:00.357	17.150	22.971	20.236		98.688

Lap	Time of Day	Lap Tm	S1	S2	S3	SFSpd	S1Spd
(298) Donald HENRY							
1	13:54:22.229	1:03.047	18.390	23.373	21.284	80.561	99.419
2	13:55:23.164	1:00.935	17.291	22.573	21.071	110.739	100.310
3	13:56:24.525	1:01.361	17.802	22.644	20.915		100.161
4	13:57:25.557	1:01.032	17.557	22.428	21.047		97.967
5	13:58:27.015	1:01.458	17.635	22.805	21.018		97.682
6	13:59:28.183	1:01.168	17.417	22.913	20.838		98.979
7	14:00:31.100	1:02.917	17.855	23.617	21.445		97.399
8	14:01:32.712	1:01.612	17.559	23.130	20.923		98.254
9	14:02:34.812	1:02.100	17.334	23.410	21.356		96.558
10	14:03:36.279	1:01.467	17.583	22.834	21.050		97.540

Lap	Time of Day	Lap Tm	S1	S2	S3	SFSpd	S1Spd
(333) Peter DOLAN							
1	13:54:26.341	1:06.063	19.806	24.230	22.027	74.481	88.767
2	13:55:31.778	1:05.437	18.468	24.674	22.295	98.254	89.477
3	13:56:37.664	1:05.886	19.108	24.025	22.753		87.952
4	13:57:44.412	1:06.748	19.375	24.879	22.494		87.608
5	13:58:48.795	1:04.383	18.756	24.042	21.585		88.767
6	13:59:54.103	1:05.308	18.744	24.005	22.559		87.952
7	14:00:59.028	1:04.925	18.971	24.024	21.930		87.837
8	14:02:03.364	1:04.336	18.641	23.901	21.794		87.608
9	14:03:08.771	1:05.407	18.775	24.448	22.184		87.722
10	14:04:13.696	1:04.925	18.473	24.332	22.120		88.183

Lap	Time of Day	Lap Tm	S1	S2	S3	SFSpd	S1Spd
(22) Ian RUSSELL							
1	13:54:26.507	1:06.701	20.426	24.736	21.539	72.706	90.077
2	13:55:31.642	1:05.135	19.352	24.150	21.633	106.015	90.686
3	13:56:37.557	1:05.915	19.678	24.248	21.989		91.055
4	13:57:42.990	1:05.433	19.505	24.303	21.625		92.181
5	13:58:48.315	1:05.325	19.145	24.372	21.808		89.477
6	13:59:54.039	1:05.724	19.380	24.340	22.004		89.716
7	14:00:59.369	1:05.330	19.423	24.026	21.881		90.442
8	14:02:04.883	1:05.514	19.408	24.320	21.786		87.722
9	14:03:12.948	1:08.065	20.421	24.696	22.948		85.706
10	14:04:19.314	1:06.366	19.819	24.782	21.765		89.358

Lap	Time of Day	Lap Tm	S1	S2	S3	SFSpd	S1Spd
(25) Andrew KIRKWOOD							
1	13:54:30.088	1:09.498	21.526	25.755	22.217	72.785	88.183
2	13:55:37.877	1:07.789	20.029	25.006	22.754	100.762	85.925
3	13:56:44.178	1:06.301	19.586	24.685	22.030		87.153
4	13:57:50.994	1:06.816	19.982	24.705	22.129		87.952

Clerk of the Course.

Sig :

Time :

Chief Timekeeper : Ian Sharp (SMART Timing)

 Results available at www.mylaps.com and www.smart-timing.co.uk

Printed: 07/08/2016 19:03:14

Orbits



KMSC National Motorcycle Racing AC

Lapchart

KMSC Open Post Classics / Classics

Knockhill 1.267 miles

Race 4 - 1st Race

06/08/2016 14:15

Race (10 Laps) started at 13:53:13

Competitors	Laps											
	0	1	2	3	4	5	6	7	8	9	10	
Jodie CHALK (87)	1	87	87	87	87	87	51	51	51	51	51	51
Neil MUNRO (51)	2	51	51	51	51	51	87	87	87	87	87	87
Donald HENRY (298)	3	298	298	298	298	298	298	298	298	298	298	298
Andrew BARTON (13)	4	13	13	13	13	13	13	13	13	13	13	333
Ian RUSSELL (22)	5	22	333	22	22	22	22	22	333	333	333	22
Peter DOLAN (333)	6	333	22	333	333	333	333	333	22	22	22	
Andrew KIRKWOOD (25)	7	25	25	25	25	25	25	25	25	25	25	

Clerk of the Course.

Sig : Time :
Chief Timekeeper : Ian Sharp (SMART Timing)

Results available at www.mylaps.com and www.smart-timing.co.uk

Printed: 07/08/2016 18:25:51

Orbits



KMSC National Motorcycle Racing AC

KMSC Open Post Classics / Classics

Knockhill 1.267 miles

Race 4 - 1st Race

06/08/2016 14:15

Race (10 Laps) started at 13:53:13

POLE POSITION

3	2	1	1
298 Donald HENRY 1:00.400	51 Neil MUNRO 1:00.365	87 Jodie CHALK 59.445	
6	5	4	2
333 Peter DOLAN 1:05.700	22 Ian RUSSELL 1:04.998	13 Andrew BARTON 1:03.616	
9	8	7	3
118 Rod WALKER	117 Lianne MAYHEW	25 Andrew KIRKWOOD 1:06.438	

Bike No's 117 & 118 added to Back of Grid

Clerk of the Course.

Orbits

Sig : Time :
 Chief Timekeeper : Ian Sharp (SMART Timing)
 Results available at www.mylaps.com and www.smart-timing.co.uk



Race Results

KMSC National Motorcycle Racing AC

Sorted on Laps

Scottish Championship Superbikes & KMSC Clubmans

Knockhill 1.267 miles

Race 5 - 1st Race

06/08/2016 14:30

Race (10 Laps) started at 14:09:43

Pos	No.	Name	Make/Model	CC	Class	Laps	Total Tm	Diff	Best Tm	In Lap	Best Speed
1	79	Bruce BIRNIE	BMW	S1000RR	SB	10	8:45.409		51.383	5	88.767
2	119	Kristopher DUNCAN	Kawasaki	ZX10	SB	10	8:47.581	2.172	51.893	5	87.894
3	112	William MONIE	Kawasaki	ZX10R	SB	10	8:55.939	10.530	52.467	5	86.933
4	6	Alan DAVISON	Kawasaki	ZX10R	C	10	8:58.787	13.378	52.840	6	86.319
5	55	Scott SHAND	Yamaha	YZF R1	SB	10	9:02.719	17.310	53.013	4	86.037
6	69	Rodney SCOTT	BMW	S1000RR	C	10	9:09.029	23.620	53.643	2	85.027
7	71	Gavin JONES	Honda	CBR1000RR	C	10	9:12.515	27.106	54.291	4	84.012
8	63	Kenny PATERSON	BMW	S1000RR	C	10	9:13.464	28.055	54.082	2	84.337
9	67	Des BURNS	Kawasaki	ZX10R	C	10	9:13.681	28.272	53.747	6	84.862
10	7	James LAING	BMW	S1000RR	SB	10	9:13.810	28.401	54.196	3	84.159
11	44	David PRENTICE	Yamaha	R1	C	10	9:13.901	28.492	54.028	2	84.421
12	33	Graeme BODEL	BMW	S1000RR	C	10	9:14.065	28.656	54.094	4	84.318
13	37	Steven PATTERSON	Yamaha	YZF R1	C	10	9:25.967	40.558	55.303	4	82.475
14	105	James VEVERS	Kawasaki	ZX10R	SB	10	9:26.293	40.884	55.278	8	82.512
15	4	Daniel MacLEAN	Kawasaki	ZX10R	C	10	9:33.501	48.092	55.812	10	81.722
16	144	Aran SADLER	Kawasaki	ZX10	C	10	9:33.626	48.217	56.188	9	81.176
17	122	David SUDDER	Suzuki	GSXR 1000	C	10	9:34.422	49.013	55.911	10	81.578
18	85	Steven HORNE	Triumph	Daytona 675	C	10	9:35.779	50.370	56.399	10	80.872
19	41	Lukasz PIEC	Yamaha	R1	SB	9	8:45.898	1 Lap	56.476	4	80.762
20	82	Geraint JONES	Suzuki	GSXR1000	C	9	8:47.245	1 Lap	56.960	2	80.075
21	16	Bob STORRAR	Yamaha	R1	C	9	9:02.036	1 Lap	57.735	5	79.000
22	54	Gordon DUNCAN	Ducati	Panigale 899	C	9	9:03.315	1 Lap	58.739	2	77.650
23	23	Alex MacLEOD	Suzuki	GSXR	C	9	9:14.007	1 Lap	59.374	7	76.820
24	26	Steven MacINTYRE	Suzuki	GSXR1000	C	9	9:15.543	1 Lap	59.670	8	76.439
25	12	Gordon McDONALD	Honda	CBR1000	C	9	9:27.914	1 Lap	1:01.647	2	73.987
26	14	James ROTHERY	Yamaha	R1	C	9	9:34.299	1 Lap	1:01.982	4	73.587

Not classified

DNF	34	John DEAN	Suzuki	GSXR1000K9	SB	7	6:15.227	DNF	52.477	5	86.916
DNS	31	Torquil PATERSON	MV Agusta	F3 800	SB			DNS		0	-

Margin of Victory	Avg. Speed	Best Lap Tm	Best Speed	Best Lap by
2.172	86.810	51.383	88.767	79 - Bruce BIRNIE

Clerk of the Course.

Orbits

Sig : Time :
Chief Timekeeper : Ian Sharp (SMART Timing)

Results available at www.mylaps.com and www.smart-timing.co.uk

Printed: 07/08/2016 18:44:16



KMSC National Motorcycle Racing AC

Scottish Championship Superbikes & KMSC Clubmans

Knockhill 1.267 miles

Race 5 - 1st Race

06/08/2016 14:30

Race (10 Laps) started at 14:09:43

Lap	Time of Day	Lap Tm	S1	S2	S3	SFSpd	S1Spd	Lap	Time of Day	Lap Tm	S1	S2	S3	SFSpd	S1Spd
3	14:12:57.238	1:01.163	17.069	23.718	20.376		115.305								
4	14:13:58.122	1:00.884	16.757	23.865	20.262		115.305								
5	14:14:59.146	1:01.024	16.801	24.062	20.161		114.714								
6	14:15:59.227	1:00.081	17.013	23.386	19.682		119.409								
7	14:16:58.601	59.374	16.544	22.700	20.130		116.506								
8	14:17:58.130	59.529	16.432	23.026	20.071		112.220								
9	14:18:57.804	59.674	16.567	22.779	20.328		119.409								

(26) Steven MacINTYRE

1	14:10:54.103	1:04.450	18.785	25.281	20.384		100.914
2	14:11:55.736	1:01.633	17.698	23.718	20.217		103.882
3	14:12:55.995	1:00.259	16.601	23.438	20.220		113.742
4	14:13:57.926	1:01.931	17.173	24.414	20.344		110.193
5	14:14:58.693	1:00.767	16.794	23.685	20.288		114.714
6	14:15:58.940	1:00.247	17.713	22.843	19.691		112.976
7	14:16:59.049	1:00.109	17.191	22.868	20.050		106.520
8	14:17:58.719	59.670	16.370	22.944	20.356		113.549
9	14:18:59.340	1:00.621	16.356	24.462	19.803		115.107

(12) Gordon McDONALD

1	14:10:52.318	1:03.335	18.542	24.536	20.257		99.125
2	14:11:53.965	1:01.647	17.168	24.265	20.214		110.556
3	14:12:55.735	1:01.770	17.063	24.363	20.344		105.681
4	14:13:58.061	1:02.326	17.209	24.165	20.952		110.193
5	14:15:00.871	1:02.810	17.900	24.295	20.615		109.832
6	14:16:04.375	1:03.504	17.938	24.507	21.059		102.768
7	14:17:06.946	1:02.571	17.614	24.314	20.643		105.681
8	14:18:09.340	1:02.394	18.032	23.996	20.366		106.689
9	14:19:11.711	1:02.371	17.449	23.974	20.948		99.419

(14) James ROTHERY

1	14:10:53.662	1:04.317	18.743	24.909	20.665		105.848
2	14:11:55.746	1:02.084	17.490	24.064	20.530		112.597
3	14:12:58.685	1:02.939	18.134	23.976	20.829		108.764
4	14:14:00.667	1:01.982	17.170	24.120	20.692		111.474
5	14:15:05.641	1:04.974	17.827	24.445	22.702		112.408
6	14:16:09.253	1:03.612	18.397	24.224	20.991		110.012
7	14:17:12.125	1:02.872	17.706	24.550	20.616		107.201
8	14:18:15.332	1:03.207	17.821	24.248	21.138		110.556
9	14:19:18.096	1:02.764	17.948	23.704	21.112		112.033

(34) John DEAN

1	14:10:39.233	53.316	15.750	20.114	17.452		130.814
2	14:11:31.953	52.720	15.080	20.128	17.512	142.177	129.802
3	14:12:25.136	53.183	15.720	19.969	17.494		131.070
4	14:13:17.878	52.742	15.097	19.810	17.835		129.802
5	14:14:10.355	52.477	14.986	19.956	17.535		129.551
6	14:15:04.470	54.115	15.021	20.676	18.418		130.053
7	14:15:59.024	54.554	15.283	20.803	18.468		125.905

Clerk of the Course.

Sig : Time :
 Chief Timekeeper : Ian Sharp (SMART Timing)
 Results available at www.mylaps.com and www.smart-timing.co.uk

Printed: 07/08/2016 19:07:01

Orbits



KMSC National Motorcycle Racing AC

Lapchart

Scottish Championship Superbikes & KMSC Clubmans

Knockhill 1.267 miles

Race 5 - 1st Race

06/08/2016 14:30

Race (10 Laps) started at 14:09:43

Competitors	Laps											
		0	1	2	3	4	5	6	7	8	9	10
John DEAN (34)	1	34	34	34	79	79	79	79	79	79	79	79
Kristopher DUNCAN (119)	2	119	119	119	119	119	119	119	119	119	119	119
Bruce BIRNIE (79)	3	79	79	79	34	34	34	34	34	112	112	112
William MONIE (112)	4	112	112	112	112	112	112	112	112	6	6	6
Alan DAIVSON (6)	5	6	6	6	6	6	6	6	6	55	55	55
Rodney SCOTT (69)	6	69	69	69	69	69	55	55	55	69	69	69
Des BURNS (67)	7	67	71	71	55	55	69	69	69	71	71	71
Gavin JONES (71)	8	71	55	55	71	71	71	71	71	67	63	63
James LAING (7)	9	7	67	67	7	7	7	7	67	63	67	67
Kenny PATERSON (63)	10	63	7	7	67	67	63	63	63	44	44	7
James VEVERS (105)	11	105	33	63	63	63	67	67	44	7	7	44
Scott SHAND (55)	12	55	63	33	44	44	44	44	7	33	33	33
Graeme BODEL (33)	13	33	44	44	33	33	33	33	33	105	105	37
Steven PATTERSON (37)	14	37	105	105	105	37	37	37	37	37	37	105
David PRENTICE (44)	15	44	37	37	37	105	105	105	105	144	144	4
David SUDDER (122)	16	122	122	122	122	122	144	144	144	4	4	144
Steven HORNE (85)	17	85	85	85	144	144	122	122	4	122	122	122
Daniel MacLEAN (4)	18	4	144	144	85	85	4	4	122	85	85	85
Geraint JONES (82)	19	82	4	4	4	4	85	85	85	41	41	
Aran SADLER (144)	20	144	82	82	82	82	82	41	41	82	82	
Lukasz PIEC (41)	21	41	54	41	41	41	41	82	82	16	16	
Gordon DUNCAN (54)	22	54	41	54	54	54	54	54	54	54	54	
Gordon McDONALD (12)	23	12	12	12	16	16	16	16	16	23	23	
Bob STORRAR (16)	24	16	14	16	12	26	26	26	23	26	26	
James ROTHERY (14)	25	14	16	26	26	12	23	23	26	12	12	
Steven MacINTYRE (26)	26	26	26	14	23	23	12	12	12	14	14	
Alex MacLEOD (23)	27	23	23	23	14	14	14	14	14			
-	28											

Clerk of the Course.

Sig : Time :
 Chief Timekeeper : Ian Sharp (SMART Timing)
 Results available at www.mylaps.com and www.smart-timing.co.uk

Printed: 07/08/2016 18:44:27

Orbits



Race Results

KMSC National Motorcycle Racing AC

Sorted on Laps

KMSC 125's

Knockhill 1.267 miles

Race 6 - 1st Race

06/08/2016 14:45

Race (10 Laps) started at 14:26:39

Pos	No.	Name	Make/Model	CC	Class	Laps	Total Tm	Diff	Best Tm	In Lap	Best Speed
1	9	Rishon HICKEY	Aprilia	RS125	F125	10	10:49.862		1:03.781	7	71.512
2	8	Cameron McPHERSON	Aprilia	RS125	F125	10	11:12.544	22.682	1:05.660	2	69.465
3	47	Joel BAVIDGE	Aprilia	RS125	F125	10	11:50.229	1:00.367	1:08.461	7	66.623
4	3	Cameron LOW	Aprilia	RS125	F125	9	10:56.086	1 Lap	1:10.336	5	64.847
5	21	Marc GIBSON	Aprilia	RS125	F125	9	11:00.032	1 Lap	1:11.445	5	63.841
6	15	Finlay MILNE	Aprilia	RS125	F125	9	11:00.750	1 Lap	1:10.948	9	64.288
7	20	Jack HART	Aprilia	RS125	F125	9	11:38.637	1 Lap	1:15.194	5	60.658
8	16	Mia KELLAS	Aprilia	RS125	F125	8	11:31.156	2 Laps	1:23.223	7	54.806
Not classified											
DNF	23	Keirin KELLAS	Aprilia	RS125	F125	4	5:08.907	DNF	1:13.664	3	61.918
DNF	88	Lewis NICOL	Aprilia	RS125	F125	1	1:12.994	DNF	1:06.086	1	69.018
DNF	27	James McLAREN	Aprilia	RS125	F125	1	1:15.363	DNF	1:08.167	1	66.911
DNS	44	Murray PATTISON	Aprilia	RS125	F125			DNS		0	-

Margin of Victory	Avg. Speed	Best Lap Tm	Best Speed	Best Lap by
22.682	70.186	1:03.781	71.512	9 - Rishon HICKEY

Clerk of the Course.

Orbits

Sig : Time :
 Chief Timekeeper : Ian Sharp (SMART Timing)
 Results available at www.mylaps.com and www.smart-timing.co.uk



KMSC National Motorcycle Racing AC

KMSC 125's

Knockhill 1.267 miles

Race 6 - 1st Race

06/08/2016 14:45

Race (10 Laps) started at 14:26:39

Lap	Time of Day	Lap Tm	S1	S2	S3	SFSpd	S1Spd
(9) Rishon HICKEY							
1	14:27:52.481	1:06.279	20.737	23.732	21.810		84.518
2	14:28:56.561	1:04.080	18.910	23.556	21.614		84.946
3	14:30:01.352	1:04.791	19.024	24.207	21.560		84.306
4	14:31:05.529	1:04.177	18.937	23.563	21.677		84.518
5	14:32:09.523	1:03.994	18.914	23.602	21.478		
6	14:33:13.699	1:04.176	18.959	23.652	21.565		83.054
7	14:34:17.480	1:03.781	18.879	23.498	21.404		84.518
8	14:35:21.494	1:04.014	18.946	23.600	21.468		84.412
9	14:36:25.903	1:04.409	18.860	23.745	21.804		85.925
10	14:37:29.827	1:03.924	18.906	23.481	21.537		85.925

(8) Cameron McPHERSON							
1	14:27:53.982	1:07.032	20.583	24.330	22.119		82.442
2	14:28:59.642	1:05.660	19.317	24.051	22.292		82.849
3	14:30:05.588	1:05.946	19.433	24.446	22.067		80.755
4	14:31:11.330	1:05.742	19.526	24.097	22.119		80.176
5	14:32:17.933	1:06.603	19.875	24.158	22.570		81.244
6	14:33:24.453	1:06.520	19.678	24.452	22.390		80.272
7	14:34:31.161	1:06.708	19.712	24.517	22.479		81.739
8	14:35:38.416	1:07.255	20.440	24.375	22.440		80.658
9	14:36:45.487	1:07.071	19.696	24.475	22.900		81.343
10	14:37:52.509	1:07.022	19.645	24.500	22.877		79.700

(47) Joel BAVIDGE							
1	14:28:01.814	1:14.311	22.498	27.046	24.767		78.950
2	14:29:12.070	1:10.256	20.496	26.247	23.513		79.606
3	14:30:22.726	1:10.656	20.521	26.505	23.630		78.032
4	14:31:32.851	1:10.125	20.626	25.913	23.586		78.580
5	14:32:41.757	1:08.906	20.444	24.981	23.481		80.272
6	14:33:52.773	1:11.016	20.453	26.850	23.713		79.985
7	14:35:01.234	1:08.461	20.351	25.026	23.084		80.081
8	14:36:10.286	1:09.052	20.644	25.061	23.347		79.700
9	14:37:19.963	1:09.677	20.558	25.442	23.677		79.795
10	14:38:30.194	1:10.231	20.978	25.656	23.597		78.397

(3) Cameron LOW							
1	14:28:01.648	1:13.835	21.737	27.178	24.920		77.047
2	14:29:14.769	1:13.121	20.593	27.640	24.888		76.345
3	14:30:26.709	1:11.940	20.522	27.101	24.317		76.870
4	14:31:38.150	1:11.441	21.191	26.229	24.021		75.914
5	14:32:48.486	1:10.336	20.242	26.000	24.094		77.941
6	14:33:59.949	1:11.463	20.334	26.213	24.916		77.581
7	14:35:12.613	1:12.664	21.266	27.252	24.146		74.730
8	14:36:24.289	1:11.676	21.026	26.528	24.122		75.402
9	14:37:36.051	1:11.762	20.546	26.170	25.046		76.607

(21) Marc GIBSON							
1	14:28:01.937	1:14.203	22.506	27.656	24.041		79.700
2	14:29:15.124	1:13.187	21.424	27.443	24.320		78.672
3	14:30:27.497	1:12.373	21.454	26.796	24.123		79.511
4	14:31:39.097	1:11.600	21.249	26.361	23.990		78.765
5	14:32:50.542	1:11.445	21.317	26.247	23.881		78.305
6	14:34:02.325	1:11.783	21.094	26.628	24.061		79.230
7	14:35:15.792	1:13.467	21.236	27.869	24.362		77.851
8	14:36:27.901	1:12.109	21.064	26.617	24.428		77.581
9	14:37:39.997	1:12.096	21.268	26.568	24.260		78.580

(15) Finlay MILNE							
1	14:28:05.733	1:16.485	23.095	28.575	24.815		73.342
2	14:29:20.322	1:14.589	21.392	28.001	25.196		74.730
3	14:30:32.214	1:11.892	21.122	26.409	24.361		73.422
4	14:31:43.477	1:11.263	20.916	26.098	24.249		73.664
5	14:32:54.913	1:11.436	20.991	26.048	24.397		73.502
6	14:34:06.260	1:11.347	20.908	25.894	24.545		73.583

7	14:35:18.650	1:12.390	20.895	26.649	24.846		73.583
8	14:36:29.767	1:11.117	20.481	26.274	24.362		74.564
9	14:37:40.715	1:10.948	20.583	26.062	24.303		74.399
(20) Jack HART							
1	14:28:07.743	1:17.661	22.714	28.980	25.967		71.089
2	14:29:26.304	1:18.561	22.530	29.056	26.975		77.761
3	14:30:43.233	1:16.929	22.068	29.192	25.669		76.432
4	14:31:59.056	1:15.823	21.857	28.583	25.383		77.135
5	14:33:14.250	1:15.194	21.383	28.253	25.558		79.511
6	14:34:30.056	1:15.806	21.569	28.800	25.437		78.857
7	14:35:46.182	1:16.126	22.466	28.307	25.383		78.580
8	14:37:02.364	1:16.182	21.702	28.457	26.023		78.672
9	14:38:18.602	1:16.238	22.198	27.787	26.253		76.172

(16) Mia KELLAS							
1	14:28:15.934	1:24.157	25.143	30.427	28.587		71.315
2	14:29:43.103	1:27.169	24.904	32.110	30.155		67.785
3	14:31:07.241	1:24.138	24.731	31.151	28.256		68.828
4	14:32:34.042	1:26.801	24.175	32.645	29.981		71.927
5	14:33:58.377	1:24.335	24.159	30.889	29.287		69.112
6	14:35:22.367	1:23.990	24.127	30.857	29.006		69.831
7	14:36:45.590	1:23.223	24.869	29.932	28.422		70.714
8	14:38:11.121	1:25.531	25.727	30.666	29.138		69.977

(23) Keirin KELLAS							
1	14:28:05.424	1:16.490	23.432	27.921	25.137		75.317
2	14:29:21.377	1:15.953	21.447	28.130	26.376		76.172
3	14:30:35.041	1:13.664	21.297	27.363	25.004		76.782
4	14:31:48.872	1:13.831	21.685	26.919	25.227		76.694

(88) Lewis NICOL							
1	14:27:52.959	1:06.086	20.140	24.258	21.688		86.035

(27) James McLAREN							
1	14:27:55.328	1:08.167	21.124	24.495	22.548		79.890

Clerk of the Course.

Sig : Time :
 Chief Timekeeper : Ian Sharp (SMART Timing)
 Results available at www.mylaps.com and www.smart-timing.co.uk



KMSC National Motorcycle Racing AC

Lapchart

KMSC 125's

Knockhill 1.267 miles

Race 6 - 1st Race

06/08/2016 14:45

Race (10 Laps) started at 14:26:39

Competitors	Laps											
	0	1	2	3	4	5	6	7	8	9	10	
Rishon HICKEY (9)	1	9	9	9	9	9	9	9	9	9	9	9
Lewis NICOL (88)	2	88	88	8	8	8	8	8	8	8	8	8
Cameron McPHERSON (8)	3	8	8	47	47	47	47	47	47	47	47	47
James McLAREN (27)	4	27	27	3	3	3	3	3	3	3	3	3
Joel BAVIDGE (47)	5	47	3	21	21	21	21	21	21	21	21	21
Marc GIBSON (21)	6	21	47	15	15	15	15	15	15	15	15	15
Cameron LOW (3)	7	3	21	23	23	23	20	20	20	20	20	20
Keirin KELLAS (23)	8	23	23	20	20	20	16	16	16	16	16	16
Finlay MILNE (15)	9	15	15	16	16	16						
Jack HART (20)	10	20	20									
Mia KELLAS (16)	11	16	16									
-	12											

Clerk of the Course.

Sig : Time :
Chief Timekeeper : Ian Sharp (SMART Timing)

Results available at www.mylaps.com and www.smart-timing.co.uk

Printed: 07/08/2016 18:09:42

Orbits





KMSC National Motorcycle Racing AC

KMSC 125's

Knockhill 1.267 miles

Race 12a - 2nd Race

06/08/2016 16:30

Race (8 Laps) started at 17:56:22

POLE POSITION

3 47 Joel BAVIDGE	2 8 Cameron McPHERSON	1 9 Rishon HICKEY	1
6 15 Finlay MILNE	5 21 Marc GIBSON	4 3 Cameron LOW	2
9 23 Keirin KELLAS	8 16 Mia KELLAS	7 20 Jack HART	3
12 44 Murray PATTISON	11 27 James McLAREN	10 88 Lewis NICOL	4

Clerk of the Course.

Sig : Time :
Chief Timekeeper : Ian Sharp (SMART Timing)

Results available at www.mylaps.com and www.smart-timing.co.uk

Orbits



Race Results

KMSC National Motorcycle Racing AC

Sorted on Laps

KMSC Sidecars

Knockhill 1.267 miles

Race 7 - 1st Race

06/08/2016 15:00

Race (10 Laps) started at 14:45:43

Pos	No.	Name	Make/Model	CC	Class	Laps	Total Tm	Diff	Best Tm	In Lap	Best Speed
1	111	HOSKISSON / HARDIE	Baker	750	SC	10	10:08.404		59.839	1	76.223
2	964	ANDERSON / MAYHEW	Molyneux	DMR	SC	10	10:35.190	26.786	1:01.393	2	74.293
3	55	SOUTER / HUGHES	LCR	F2 750	SC	10	11:09.531	1:01.127	1:04.138	1	71.114
4	57	McKINLAY / YUILL	Sherrbourne	600RR	SC	9	10:27.462	1 Lap	1:07.454	8	67.618
5	50	BROWNE / McKAY	Baker / Ireson	600	SC	9	10:56.175	1 Lap	1:10.941	2	64.294
Not classified											
DNF	5	ANDREWS Snr / NIX	RCN	GSXR 1000	SC	4	4:44.669	DNF	1:08.013	2	67.062

Margin of Victory	Avg. Speed	Best Lap Tm	Best Speed	Best Lap by
26.786	74.968	59.839	76.223	111 - HOSKISSON / HARDIE

Clerk of the Course.

Orbits

Sig : Time :
 Chief Timekeeper : Ian Sharp (SMART Timing)
 Results available at www.mylaps.com and www.smart-timing.co.uk



KMSC National Motorcycle Racing AC

KMSC Sidecars

Knockhill 1.267 miles

Race 7 - 1st Race

06/08/2016 15:00

Race (10 Laps) started at 14:45:43

Lap	Time of Day	Lap Tm	S1	S2	S3	SFSpd	S1Spd	Lap	Time of Day	Lap Tm	S1	S2	S3	SFSpd	S1Spd
(111) HOSKISSON / HARDIE															
1	14:46:48.569	59.839	17.424	22.729	19.686		108.238								
2	14:47:48.471	59.902	16.926	23.015	19.961		108.064								
3	14:48:48.574	1:00.103	17.332	22.778	19.993		106.183								
4	14:49:48.729	1:00.155	16.922	23.129	20.104		106.351								
5	14:50:48.795	1:00.066	17.170	22.782	20.114		108.238								
6	14:51:50.136	1:01.341	17.084	22.815	21.442		107.890								
7	14:52:50.876	1:00.740	17.278	23.362	20.100		105.848								
8	14:53:51.337	1:00.461	16.963	23.286	20.212		108.413								
9	14:54:51.340	1:00.003	17.045	22.731	20.227		107.030								
10	14:55:51.831	1:00.491	17.229	23.025	20.237		107.544								

(964) ANDERSON / MAYHEW															
1	14:46:52.016	1:02.906	18.117	23.561	21.228		100.460								
2	14:47:53.409	1:01.393	16.913	23.431	21.049		100.460								
3	14:48:55.253	1:01.844	17.293	23.314	21.237		99.272								
4	14:49:58.113	1:02.860	17.640	23.697	21.523		98.398								
5	14:51:01.200	1:03.087	17.589	23.980	21.518		98.979								
6	14:52:04.937	1:03.737	17.644	24.109	21.984		98.254								
7	14:53:08.382	1:03.445	17.701	24.320	21.424	111.105	99.566								
8	14:54:12.884	1:04.502	17.623	25.307	21.572		99.566								
9	14:55:16.143	1:03.259	17.946	23.896	21.417	111.290	98.543								
10	14:56:18.617	1:02.474	17.450	23.753	21.271	110.193	99.566								

(55) SOUTER / HUGHES															
1	14:46:53.766	1:04.138	18.526	24.492	21.120		100.762								
2	14:47:58.535	1:04.769	18.422	24.753	21.594		96.836								
3	14:49:04.386	1:05.851	19.359	25.169	21.323		91.802								
4	14:50:11.040	1:06.654	19.092	25.896	21.666		91.802								
5	14:51:17.337	1:06.297	18.899	25.775	21.623		91.802								
6	14:52:25.198	1:07.861	19.322	26.472	22.067		86.257								
7	14:53:31.960	1:06.762	19.124	25.966	21.672		87.608								
8	14:54:39.675	1:07.715	20.284	25.167	22.264		88.532								
9	14:55:46.859	1:07.184	19.843	25.819	21.522		88.649								
10	14:56:52.958	1:06.099	19.704	25.234	21.161	106.183	89.836								

(57) McKINLAY / YUILL															
1	14:47:03.127	1:13.208	21.696	27.243	24.269		78.123								
2	14:48:12.239	1:09.112	19.854	26.517	22.741		86.814								
3	14:49:21.317	1:09.078	18.856	26.759	23.463	109.474	83.363								
4	14:50:30.002	1:08.685	19.758	26.292	22.635		87.380								
5	14:51:38.267	1:08.265	20.153	26.190	21.922	106.689	80.465								
6	14:52:45.976	1:07.709	19.935	25.842	21.932	107.890	82.039								
7	14:53:53.855	1:07.879	20.006	25.873	22.000	107.030	87.494								
8	14:55:01.309	1:07.454	19.630	25.727	22.097	103.882	86.927								
9	14:56:10.889	1:09.580	19.488	25.768	24.324	104.204	89.239								

(50) BROWNE / McKAY															
1	14:47:02.926	1:12.712	21.297	27.135	24.280		81.938								
2	14:48:13.867	1:10.941	19.895	26.441	24.605		94.919								
3	14:49:25.995	1:12.128	20.103	27.446	24.579	106.689	95.459								
4	14:50:37.249	1:11.254	20.449	27.307	23.498		91.179								
5	14:51:50.395	1:13.146	20.834	27.082	25.230	113.357	93.205								
6	14:53:01.926	1:11.531	20.265	27.017	24.249	109.474	94.252								
7	14:54:15.489	1:13.563	21.177	28.750	23.636	107.717	85.706								
8	14:55:27.785	1:12.296	20.238	28.189	23.869	110.374	91.928								
9	14:56:39.602	1:11.817	20.919	27.259	23.639	108.941	93.988								

(5) ANDREWS Snr / NIX															
1	14:46:58.083	1:08.109	19.945	26.093	22.071		88.649								
2	14:48:06.096	1:08.013	19.154	26.020	22.839		89.002								
3	14:49:15.364	1:09.268	19.816	27.260	22.192	106.859	85.270								
4	14:50:28.096	1:12.732	20.208	27.279	25.245	112.408	89.120								

Clerk of the Course.

Sig :

Time :

Chief Timekeeper : Ian Sharp (SMART Timing)

Results available at www.mylaps.com and www.smart-timing.co.uk

Printed: 07/08/2016 19:04:36

Orbits





Race Results

KMSC National Motorcycle Racing AC

Lapchart

KMSC Sidecars

Knockhill 1.267 miles

Race 7 - 1st Race

06/08/2016 15:00

Race (10 Laps) started at 14:45:43

Competitors	Laps											
	0	1	2	3	4	5	6	7	8	9	10	
HOSKISSON / HARDIE (111)	1	111	111	111	111	111	111	111	111	111	111	111
ANDERSON / MAYHEW (964)	2	964	964	964	964	964	964	964	964	964	964	964
SOUTER / HUGHES (55)	3	55	55	55	55	55	55	55	55	55	55	55
McKINLAY / YUILL (57)	4	57	5	5	5	5	57	57	57	57	57	57
ANDREWS Snr / NIX (5)	5	5	50	57	57	57	50	50	50	50	50	50
BROWNE / McKAY (50)	6	50	57	50	50	50						

Clerk of the Course.

Sig : Time :
Chief Timekeeper : Ian Sharp (SMART Timing)

Results available at www.mylaps.com and www.smart-timing.co.uk

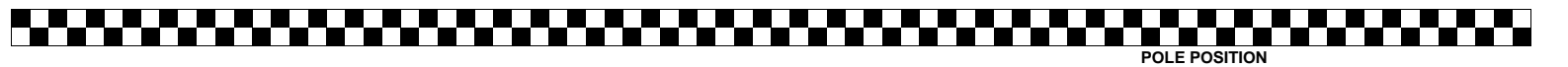
Orbits



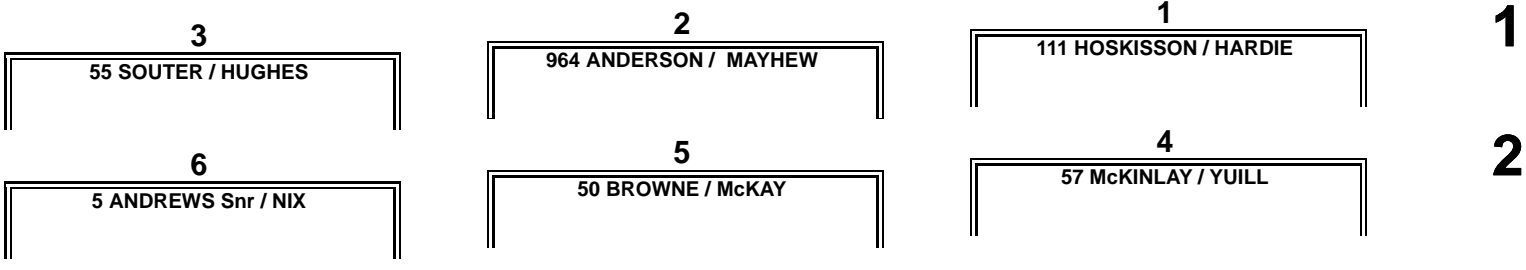


KMSC National Motorcycle Racing AC

KMSC Sidecars	Knockhill 1.267 miles
Race 14 - 2nd Race	06/08/2016 16:45
Race (8 Laps) started at 18:12:30	



POLE POSITION




Clerk of the Course. Orbits

Sig : Time :

Chief Timekeeper : Ian Sharp (SMART Timing)

Results available at www.mylaps.com and www.smart-timing.co.uk



Race Results

KMSC National Motorcycle Racing AC

Sorted on Laps

KMSC Lightweights

Knockhill 1.267 miles

Race 8 - 1st Race

06/08/2016 15:15

Race (12 Laps) started at 15:02:21

Pos	No.	Name	Make/Model	CC	Class	Laps	Total Tm	Diff	Best Tm	In Lap	Best Speed
1	49	Paul McCLUNG	Kawasaki	ER6	SL	7	6:31.613		54.572	5	83.579
2	119	Kristopher DUNCAN	Kawasaki	ER6	SL	7	6:36.567	4.954	55.463	2	82.237
3	179	Bruce BIRNIE	Suzuki	SV650	SL	7	6:40.668	9.055	55.584	2	82.058
4	11	Lewis PATERSON	Suzuki	SV650	SL	7	6:42.259	10.646	56.113	7	81.284
5	4	Alan GIBSON	Suzuki	SV650	SL	7	6:49.354	17.741	57.222	4	79.709
6	85	Steven HORNE	Kawasaki	ER6	SL	7	6:53.066	21.453	57.204	2	79.734
7	5	Gillian McGAW	Kawasaki	650	SL	7	6:53.421	21.808	57.440	5	79.406
8	21	Grant REID	Kawasaki	ER6	SL	7	6:54.684	23.071	57.627	7	79.149
9	14	Scott GORDON	Kawasaki	ER6	SL	7	6:55.037	23.424	57.173	7	79.777
10	39	Stuart HAMILTON	Kawasaki	ER650	SL	7	6:59.052	27.439	58.319	7	78.209
11	66	Kevin WATRET	Kawasaki	ER6	SL	7	6:59.595	27.982	58.180	4	78.396
12	16	Gerry KEIRNAN	Suzuki	SV650	SL	7	7:02.903	31.290	58.557	4	77.891
13	24	Alex REID	Suzuki	650	SL	7	7:03.545	31.932	58.908	5	77.427
14	79	Ashley ROBSON	Kawasaki	ZXR400	SL	7	7:04.144	32.531	58.544	4	77.909
15	55	Tom ROBINSON	Aprilia	RRV 450	SL	7	7:08.212	36.599	58.859	6	77.492
16	134	Kenneth THIRLWALL	Kawasaki	ER6	SL	7	7:14.213	42.600	59.690	6	76.413
17	189	Gary CRAIG	Suzuki	SV650	SL	7	7:16.846	45.233	1:00.779	7	75.044
18	800	Gordon CLARK	Kawasaki	ZXR400	SL	7	7:16.906	45.293	1:00.271	4	75.676
19	25	Jim PURVIS	Yamaha	FZR400	SL	7	7:17.642	46.029	1:00.593	7	75.274
20	900	Dean CRAWFORD	Suzuki	SV650	SL	7	7:17.700	46.087	1:00.226	4	75.733
21	74	Christine WATSON	Suzuki	SV650	SL	6	6:32.673	1 Lap	1:03.069	6	72.319
Not classified (from pos 22)											
	15	Keith DICKIE	Kawasaki	ER6	SL	7	6:38.661	7.048	55.474	2	82.220
	112	Gordon MILLAR	Suzuki	SV650	SL	6	6:31.205	1 Lap	1:03.374	3	71.971
DNF	77	Steven CRICHTON	Suzuki	SV650	SL	1	1:12.528	DNF	1:04.806	1	70.381
DNS	117	Lianne MAYHEW	Kawasaki	ZX6R 400	SL			DNS		0	-
DNS	118	Rod WALKER	Kawasaki	ZXR400	SL			DNS		0	-

Announcements

RED FLAG after Leader completed 8 Laps - Result declared at 7 Laps.
Bike No's 15 & 112 - Not classified - Not running at time of Red Flag.

Margin of Victory	Avg. Speed	Best Lap Tm	Best Speed	Best Lap by
4.954	81.529	54.572	83.579	49 - Paul McCLUNG

Clerk of the Course.

Orbits

Sig : Time :
Chief Timekeeper : Ian Sharp (SMART Timing)

Results available at www.mylaps.com and www.smart-timing.co.uk



KMSC National Motorcycle Racing AC

KMSC Lightweights

Knockhill 1.267 miles

Race 8 - 1st Race

06/08/2016 15:15

Race (12 Laps) started at 15:02:21

Lap	Time of Day	Lap Tm	S1	S2	S3	SFSpd	S1Spd
5	15:07:32.059	58.930	16.773	22.354	19.803		106.015
6	15:08:30.918	58.859	16.706	22.318	19.835		105.681
7	15:09:29.890	58.972	16.947	22.140	19.885		106.351
(134) Kenneth THIRLWALL							
1	15:03:33.372	1:04.768	19.122	25.039	20.607		108.413
2	15:04:33.864	1:00.492	17.377	22.900	20.215		108.764
3	15:05:34.793	1:00.929	17.171	23.437	20.321		107.201
4	15:06:35.343	1:00.550	17.099	23.062	20.389		108.413
5	15:07:36.139	1:00.796	17.364	23.121	20.311		108.238
6	15:08:35.829	59.690	16.853	22.442	20.395		107.030
7	15:09:35.891	1:00.062	16.991	22.760	20.311		106.859

Lap	Time of Day	Lap Tm	S1	S2	S3	SFSpd	S1Spd
1	15:03:24.346	57.180	17.314	21.241	18.625		110.739
2	15:04:19.820	55.474	16.115	20.736	18.623		110.922
3	15:05:15.802	55.982	16.024	21.319	18.639		111.660
4	15:06:11.537	55.735	16.203	20.885	18.647		110.922
5	15:07:07.612	56.075	16.373	20.919	18.783		111.290
6	15:08:03.934	56.322	16.336	21.247	18.739		109.118
7	15:09:00.339	56.405	16.403	21.114	18.888		109.474
(77) Steven CRICHTON							
1	15:03:34.206	1:04.806	19.236	24.757	20.813		96.419

Lap	Time of Day	Lap Tm	S1	S2	S3	SFSpd	S1Spd
(189) Gary CRAIG							
1	15:03:31.502	1:02.469	18.253	24.011	20.205		102.926
2	15:04:32.717	1:01.215	17.605	23.128	20.482		106.520
3	15:05:34.021	1:01.304	17.111	23.374	20.819		103.402
4	15:06:34.990	1:00.969	17.328	23.266	20.375		104.204
5	15:07:36.829	1:01.839	17.390	24.054	20.395		104.204
6	15:08:37.745	1:00.916	17.086	23.185	20.645		104.856
7	15:09:38.524	1:00.779	17.235	23.065	20.479		105.349

Lap	Time of Day	Lap Tm	S1	S2	S3	SFSpd	S1Spd
(800) Gordon CLARK							
1	15:03:31.936	1:03.458	18.734	24.384	20.340		103.402
2	15:04:32.850	1:00.914	17.210	23.367	20.337		106.015
3	15:05:35.385	1:02.535	17.609	24.431	20.495		103.084
4	15:06:35.656	1:00.271	17.191	22.867	20.213		105.848
5	15:07:37.067	1:01.411	17.512	23.684	20.215		105.681
6	15:08:37.886	1:00.819	17.261	23.137	20.421		105.184
7	15:09:38.584	1:00.698	17.086	23.562	20.050		104.366

Lap	Time of Day	Lap Tm	S1	S2	S3	SFSpd	S1Spd
(25) Jim PURVIS							
1	15:03:32.924	1:03.894	18.773	24.544	20.577		105.349
2	15:04:33.926	1:01.002	17.387	23.010	20.605		104.856
3	15:05:36.021	1:02.095	17.637	23.759	20.699		102.926
4	15:06:37.153	1:01.132	17.238	23.265	20.629		103.882
5	15:07:38.049	1:00.896	17.108	23.160	20.628		103.084
6	15:08:38.727	1:00.678	16.957	23.159	20.562		104.043
7	15:09:39.320	1:00.593	17.053	23.215	20.325		104.529

Lap	Time of Day	Lap Tm	S1	S2	S3	SFSpd	S1Spd
(900) Dean CRAWFORD							
1	15:03:34.825	1:05.590	19.940	24.768	20.882		99.863
2	15:04:36.627	1:01.802	18.489	23.105	20.208		102.454
3	15:05:37.115	1:00.488	17.781	22.389	20.318		101.218
4	15:06:37.341	1:00.226	17.524	22.787	19.915		104.204
5	15:07:38.151	1:00.810	17.291	23.024	20.495		102.454
6	15:08:38.784	1:00.633	17.505	22.731	20.397		101.371
7	15:09:39.378	1:00.594	17.491	23.005	20.098		102.768

Lap	Time of Day	Lap Tm	S1	S2	S3	SFSpd	S1Spd
(74) Christine WATSON							
1	15:03:35.149	1:05.225	19.201	24.613	21.411		101.218
2	15:04:40.100	1:04.951	18.244	25.027	21.680		99.863
3	15:05:43.796	1:03.696	17.930	24.510	21.256		99.272
4	15:06:47.873	1:04.077	18.402	24.226	21.449		99.125
5	15:07:51.282	1:03.409	17.951	24.352	21.106		99.714
6	15:08:54.351	1:03.069	17.968	23.884	21.217		99.714


Lap	Time of Day	Lap Tm	S1	S2	S3	SFSpd	S1Spd
(112) Gordon MILLAR							
1	15:03:34.147	1:04.314	18.719	24.594	21.001		101.066
2	15:04:38.258	1:04.111	18.287	24.863	20.961		101.218
3	15:05:41.632	1:03.374	18.134	24.134	21.106		99.125
4	15:06:45.260	1:03.628	18.186	24.100	21.342		99.863
5	15:07:48.816	1:03.556	18.332	24.325	20.899		99.272
6	15:08:52.883	1:04.067	18.564				99.714

Lap	Time of Day	Lap Tm	S1	S2	S3	SFSpd	S1Spd
(15) Keith DICKIE							

Clerk of the Course.

Sig : Time :
 Chief Timekeeper : Ian Sharp (SMART Timing)
 Results available at www.mylaps.com and www.smart-timing.co.uk

Printed: 07/08/2016 19:02:37



KMSC National Motorcycle Racing AC

Lapchart

KMSC Lightweights

Knockhill 1.267 miles

Race 8 - 1st Race

06/08/2016 15:15

Race (12 Laps) started at 15:02:21

Competitors	Laps							
	0	1	2	3	4	5	6	7
Paul McCLUNG (49)	1	49	49	49	49	49	49	49
Kristopher DUNCAN (119)	2	119	119	119	119	119	119	119
Keith DICKIE (15)	3	15	15	15	15	15	15	15
Lewis PATERSON (11)	4	11	11	11	179	179	179	179
Steven HORNE (85)	5	85	4	179	179	11	11	11
Alan GIBSON (4)	6	4	179	4	4	4	4	4
Grant REID (21)	7	21	85	85	85	85	85	85
Bruce BIRNIE (179)	8	179	21	21	5	5	5	5
Kevin WATRET (66)	9	66	39	5	21	21	21	21
Scott GORDON (14)	10	14	5	39	39	14	14	14
Stuart HAMILTON (39)	11	39	14	14	14	39	39	39
Gillian McGAW (5)	12	5	66	66	66	66	66	66
Alex REID (24)	13	24	24	24	24	24	16	16
Ashley ROBSON (79)	14	79	16	16	16	16	24	24
Gordon CLARK (800)	15	800	79	79	79	79	79	79
Kenneth THIRLWALL (134)	16	134	189	189	189	55	55	55
Gerry KEIRNAN (16)	17	16	800	800	55	189	134	134
Jim PURVIS (25)	18	25	55	55	134	134	189	189
Gary CRAIG (189)	19	189	25	134	800	800	800	800
Tom ROBINSON (55)	20	55	134	25	25	25	25	25
Dean CRAWFORD (900)	21	900	112	900	900	900	900	900
Steven CRICHTON (77)	22	77	77	112	112	112	112	112
Gordon MILLAR (112)	23	112	900	74	74	74	74	74
Christine WATSON (74)	24	74	74					
-	25							
-	26							

Clerk of the Course.

Sig : Time :
Chief Timekeeper : Ian Sharp (SMART Timing)

Results available at www.mylaps.com and www.smart-timing.co.uk

Printed: 07/08/2016 18:20:00

Orbits



KMSC National Motorcycle Racing AC

KMSC Lightweights

Knockhill 1.267 miles

Race 16 - 2nd Race

07/08/2016 10:15

Race (10 Laps) started at 9:49:30

POLE POSITION

3 179 Bruce BIRNIE	2 119 Kristopher DUNCAN	1 49 Paul McCLUNG	1
6 85 Steven HORNE	5 4 Alan GIBSON	4 11 Lewis PATERSON	2
9 14 Scott GORDON	8 21 Grant REID	7 5 Gillian McGAW	3
12 16 Gerry KEIRNAN	11 66 Kevin WATRET	10 39 Stuart HAMILTON	4
15 55 Tom ROBINSON	14 79 Ashley ROBSON	13 24 Alex REID	5
18 800 Gordon CLARK	17 189 Gary CRAIG	16 134 Kenneth THIRLWALL	6
21 74 Christine WATSON	20 900 Dean CRAWFORD	19 25 Jim PURVIS	7
24 77 Steven CRICHTON	23 112 Gordon MILLAR	22 15 Keith DICKIE	8
	26 117 Lianne MAYHEW	25 118 Rod WALKER	9

Clerk of the Course.

Orbits

Sig : Time :
 Chief Timekeeper : Ian Sharp (SMART Timing)
 Results available at www.mylaps.com and www.smart-timing.co.uk



Race Results

KMSC National Motorcycle Racing AC

Sorted on Laps

KMSC Pre-Injection 600

Knockhill 1.267 miles

Race 9 - 1st Race

06/08/2016 15:30

Race (12 Laps) started at 15:25:17

Pos	No.	Name	Make/Model	CC	Class	Laps	Total Tm	Diff	Best Tm	In Lap	Best Speed
1	47	Steven HADDOW	Yamaha	R6 600	PI6	10	9:05.503		53.012	3	86.039
2	91	Lewis SHAND	Yamaha	R6 600	PI6	10	9:08.723	3.220	53.625	9	85.055
3	26	Alan McGREGOR	Yamaha	R6	PI6	10	9:18.157	12.654	54.492	3	83.702
4	89	Alex BASS	Yamaha	R6 600	PI6	10	9:26.148	20.645	55.622	3	82.002
5	48	David McCAFFERTY	Yamaha	R6 600	PI6	10	9:26.615	21.112	54.784	7	83.256
6	15	Jon DICKIE	Yamaha	R6 600	PI6	10	9:43.382	37.879	56.124	7	81.268
7	6	James WILKEN	Yamaha	R6 600	PI6	10	9:47.622	42.119	57.519	3	79.297
8	127	Brendan GALL	Yamaha	R6 600	PI6	10	9:48.558	43.055	56.361	9	80.926
9	60	Douglas BROWN	Yamaha	R6 600	PI6	10	9:50.525	45.022	57.436	3	79.412
10	11	Ross WATTS	Yamaha	YZF R6 600	PI6	9	9:06.877	1 Lap	58.345	6	78.175
11	113	Alan JACKSON	Honda	CBR 600	PI6	9	9:31.122	1 Lap	59.876	2	76.176
12	73	Fraser CAMERON	Yamaha	R6 600	PI6	9	9:48.930	1 Lap	1:00.475	2	75.421
13	79	Jimmy ROTHERY	Yamaha	R6 600	PI6	9	9:50.543	1 Lap	1:02.710	6	72.733
14	27	Darren ANDERSON	Kawasaki	ZXR 600	PI6	8	9:36.470	2 Laps	1:09.585	6	65.547

Not classified (from pos 15)

41	Kieran MURRAY	Kawasaki	ZX6 600	PI6	10	9:14.306	8.803	54.101	4	84.307	
DNF	117	Joe HENDRIE	Yamaha	R6 600	PI6	5	5:10.298	DNF	59.787	2	76.289
DNF	129	Martin HERRIOT	Yamaha	R6 600	PI6	2	2:09.603	DNF	58.382	2	78.125
DNS	88	Brian MARR	Yamaha	R6 600	PI6			DNS		0	-
DNS	123	Graham BLACKIE	Honda	CBR600	PI6			DNS		0	-
DNS	118	Craig MOFFAT	Yamaha	R6 600	PI6			DNS		0	-

Announcements

RED FLAG after Leader completed 11 Laps - Result declared at 10 Laps.
Bike No.41 - Not classified - Not running at time of Red Flag.

Margin of Victory	Avg. Speed	Best Lap Tm	Best Speed	Best Lap by
3.220	83.613	53.012	86.039	47 - Steven HADDOW

Clerk of the Course.

Orbits

Sig : Time :
Chief Timekeeper : Ian Sharp (SMART Timing)
Results available at www.mylaps.com and www.smart-timing.co.uk



KMSC National Motorcycle Racing AC

KMSC Pre-Injection 600

Knockhill 1.267 miles

Race 9 - 1st Race

06/08/2016 15:30

Race (12 Laps) started at 15:25:17

Lap	Time of Day	Lap Tm	S1	S2	S3	SFSpd	S1Spd	Lap	Time of Day	Lap Tm	S1	S2	S3	SFSpd	S1Spd
1	15:26:29.310	1:03.770	19.221	24.181	20.368	85.054	103.084								
2	15:27:29.785	1:00.475	17.545	22.860	20.070	120.480	110.739								
3	15:28:37.988	1:08.203	17.182	22.805	28.216	121.572	109.474								
4	15:29:46.028	1:08.040	22.629	24.707	20.704	61.118	100.161								
5	15:30:47.415	1:01.387	17.405	23.264	20.718	121.572	110.556								
6	15:31:51.710	1:04.295	18.112	25.246	20.937	112.408	106.351								
7	15:32:54.567	1:02.857	17.955	24.726	20.176	115.504	106.015								
8	15:33:57.160	1:02.593	17.604	24.176	20.813	117.733	104.529								
9	15:35:06.640	1:09.480	17.606	28.041	23.833	117.526	110.556								

(79) Jimmy ROTHERY

1	15:26:28.768	1:03.834	18.910	23.969	20.955		107.372
2	15:27:31.787	1:03.019	18.192	23.822	21.005		107.201
3	15:28:39.820	1:08.033	17.834	23.371	26.828		106.015
4	15:29:48.211	1:08.391	22.162	24.547	21.682		100.460
5	15:30:51.836	1:03.625	18.305	23.835	21.485	114.910	106.015
6	15:31:54.546	1:02.710	18.222	23.543	20.945	116.912	107.201
7	15:32:58.001	1:03.455	18.535	23.543	21.377	115.504	106.351
8	15:34:01.649	1:03.648	18.330	23.738	21.580	114.518	106.351
9	15:35:08.253	1:06.604	18.344	26.060	22.200	116.709	106.015

(27) Darren ANDERSON

1	15:26:37.740	1:11.896	20.651	28.147	23.098		95.323
2	15:27:49.788	1:12.048	19.964	27.491	24.593		99.566
3	15:29:01.956	1:12.168	20.540	27.280	24.348		99.566
4	15:30:13.702	1:11.746	20.580	27.499	23.667		96.005
5	15:31:24.594	1:10.892	20.296			90.077	94.785
6	15:32:34.179	1:09.585	20.077	26.401	23.107	100.611	93.205
7	15:33:43.816	1:09.637	19.811	26.737	23.089	98.398	99.419
8	15:34:54.180	1:10.364	19.816	26.297	24.251	98.833	96.836

(41) Kieran MURRAY

1	15:26:18.912	55.863	16.899				116.912
2	15:27:13.557	54.645	15.639	20.413	18.593		115.305
3	15:28:07.883	54.326	15.715				117.733
4	15:29:01.984	54.101	15.473				116.912
5	15:29:56.308	54.324	15.642				115.504
6	15:30:51.018	54.710	15.700			134.215	116.912
7	15:31:45.543	54.525	15.536			132.624	117.733
8	15:32:40.517	54.974	15.908			133.947	110.922
9	15:33:36.349	55.832	15.930			132.362	115.903
10	15:34:32.016	55.667	16.040			130.814	114.129

(117) Joe HENDRIE

1	15:26:25.773	1:00.833	17.735	23.013	20.085		106.520
2	15:27:25.560	59.787	17.063	22.827	19.897		112.220
3	15:28:25.615	1:00.055	17.148	22.869	20.038		105.515
4	15:29:26.905	1:01.290	17.495	22.859	20.936		105.515
5	15:30:28.008	1:01.103	17.048	22.825	21.230	121.352	104.366

(129) Martin HERRIOT

1	15:26:28.931	1:02.898	18.730	23.615	20.553		111.474
2	15:27:27.313	58.382	16.985	22.078	19.319		113.742

Clerk of the Course.

Sig : Time :
 Chief Timekeeper : Ian Sharp (SMART Timing)
 Results available at www.mylaps.com and www.smart-timing.co.uk

Printed: 07/08/2016 19:03:59

Orbits



KMSC National Motorcycle Racing AC

Lapchart

KMSC Pre-Injection 600

Knockhill 1.267 miles

Race 9 - 1st Race

06/08/2016 15:30

Race (12 Laps) started at 15:25:17

Competitors	Laps											
	0	1	2	3	4	5	6	7	8	9	10	
Lewis SHAND (91)	1	91	47	47	47	47	47	47	47	47	47	47
Steven HADDOW (47)	2	47	41	41	91	91	91	91	91	91	91	91
Kieran MURRAY (41)	3	41	91	91	41	41	41	41	41	41	41	41
Alan McGREGOR (26)	4	26	26	26	26	26	26	26	26	26	26	26
David McCAFFERTY (48)	5	48	89	89	89	89	89	89	48	48	48	89
Alex BASS (89)	6	89	48	48	48	48	48	89	89	89	89	48
Douglas BROWN (60)	7	60	60	6	60	60	60	60	15	15	15	15
James WILKEN (6)	8	6	6	60	6	6	15	15	60	127	127	6
Brendan GALL (127)	9	127	15	15	15	15	6	6	127	60	60	127
Jon DICKIE (15)	10	15	127	127	127	127	127	6	6	6	6	60
Alan JACKSON (113)	11	113	117	117	117	117	11	11	11	11	11	11
Ross WATTS (11)	12	11	11	11	11	11	117	113	113	113	113	113
Jimmy ROTHERY (79)	13	79	79	129	113	113	113	73	73	73	73	73
Joe HENDRIE (117)	14	117	113	113	73	73	73	79	79	79	79	79
Fraser CAMERON (73)	15	73	129	73	79	79	79	27	27	27		
Darren ANDERSON (27)	16	27	73	79	27	27	27					
Martin HERRIOT (129)	17	129	27	27								
-	18											
-	19											
-	20											

Clerk of the Course.

Sig : Time :
Chief Timekeeper : Ian Sharp (SMART Timing)

Results available at www.mylaps.com and www.smart-timing.co.uk

Printed: 07/08/2016 18:31:35

Orbits



KMSC National Motorcycle Racing AC

KMSC Pre-Injection 600

Knockhill 1.267 miles

Race 17 - 2nd Race

07/08/2016 10:30

Race (10 Laps) started at 10:05:21

POLE POSITION

3 26 Alan McGREGOR	2 91 Lewis SHAND	1 47 Steven HADDOW	1
6 15 Jon DICKIE	5 48 David McCAFFERTY	4 89 Alex BASS	2
9 60 Douglas BROWN	8 127 Brendan GALL	7 6 James WILKEN	3
12 73 Fraser CAMERON	11 113 Alan JACKSON	10 11 Ross WATTS	4
15 41 Kieran MURRAY	14 27 Darren ANDERSON	13 79 Jimmy ROTHERY	5
18 88 Brian MARR	17 129 Martin HERRIOT	16 117 Joe HENDRIE	6
	20 118 Craig MOFFAT	19 123 Graham BLACKIE	7

Clerk of the Course.

Orbits

Sig : Time :
 Chief Timekeeper : Ian Sharp (SMART Timing)
 Results available at www.mylaps.com and www.smart-timing.co.uk



Race Results

KMSC National Motorcycle Racing AC

Sorted on Laps

KMSC Superstock 600

Knockhill 1.267 miles

Race 10 - 1st Race - Re-Start

06/08/2016 15:50

Race (10 Laps) started at 17:04:47

Pos	No.	Name	Make/Model	CC	Class	Laps	Total Tm	Diff	Best Tm	In Lap	Best Speed
1	45	Ewan GRAY	Kawasaki	ZX6R 600	S6	10	9:46.309		56.435	9	80.820
2	31	Torquil PATERSON	Yamaha	R6 600	S6	10	9:46.664	0.355	56.778	9	80.332
3	64	Sam MUNRO	Kawasaki	ZX6R 600	S6	10	9:50.047	3.738	57.366	9	79.509
4	21	Sean COOPER	Kawasaki	ZX6R 600	S6	10	9:51.999	5.690	57.041	9	79.962
5	99	Callum GRIGOR	Kawasaki	ZX6R 600	S6	10	10:05.146	18.837	58.516	6	77.946
6	84	Kyle HARPER	Kawasaki	ZX6R 600	S6	10	10:05.760	19.451	57.937	8	78.725
7	11	Patrick FORMAN	Kawasaki	ZX6R 600	S6	10	10:13.916	27.607	58.892	9	77.448
8	58	Barry STEWART	Yamaha	R6 600	S6	10	10:38.686	52.377	1:02.216	8	73.311
9	17	Roddy MacLEOD	Suzuki	GSXR 600 K7	S6	10	10:38.733	52.424	1:00.645	10	75.210
10	28	Paul BOWERBANK	Yamaha	R6 600	S6	10	10:42.466	56.157	1:02.620	8	72.838
11	87	Steven ALLISON	Kawasaki	ZX6R 600	S6	9	10:05.795	1 Lap	1:04.583	9	70.624
12	89	David MUNRO	Yamaha	R6 600	S6	9	10:20.847	1 Lap	1:06.734	5	68.347

Not classified

DNS	35	Kevin GILES	Kawasaki	ZX6R 600	S6			DNS		0	-
DNS	75	Charlie BUNYAN	Yamaha	R6 600	S6			DNS		0	-
DNS	79	Ashley ROBSON	Kawasaki	ZX6R 600	S6			DNS		0	-
DNS	85	Steve HORNE	Triumph	Dayton 675	S6			DNS		0	-
DNS	184	Ryan GIBSON	Yamaha	R6 600	S6			DNS		0	-

Announcements

RED FLAG after Leader completed 2 Laps - Race re-started over 10 Laps.

Margin of Victory	Avg. Speed	Best Lap Tm	Best Speed	Best Lap by
0.355	77.793	56.435	80.820	45 - Ewan GRAY

Clerk of the Course.

Orbits

Sig : _____ Time : _____
 Chief Timekeeper : Ian Sharp (SMART Timing)
 Results available at www.mylaps.com and www.smart-timing.co.uk



KMSC National Motorcycle Racing AC

KMSC Superstock 600

Knockhill 1.267 miles

Race 10 - 1st Race - Re-Start

06/08/2016 15:50

Race (10 Laps) started at 17:04:47

Lap	Time of Day	Lap Tm	S1	S2	S3	SFSpd	S1Spd
(45) Ewan GRAY							
1	17:05:52.919	1:00.266	17.278	23.290	19.698	92.054	117.940
2	17:06:51.944	59.025	16.554	23.020	19.451	128.068	118.147
3	17:07:50.511	58.567	16.379	22.908	19.280	130.560	118.147
4	17:08:48.914	58.403	16.446	22.609	19.348	130.053	119.835
5	17:09:46.928	58.014	16.335	22.372	19.307	128.068	120.049
6	17:10:44.909	57.981	16.393	22.343	19.245	134.754	118.565
7	17:11:43.206	58.297	16.165	22.245	19.887	131.842	122.014
8	17:12:40.639	57.433	16.162	21.924	19.347	133.680	121.792
9	17:13:37.074	56.435	15.793	21.914	18.728		121.352
10	17:14:34.021	56.947	15.776	22.004	19.167	131.584	121.572

Lap	Time of Day	Lap Tm	S1	S2	S3	SFSpd	S1Spd
(31) Torquil PATERSON							
1	17:05:53.614	1:00.583	17.628	23.285	19.670	93.335	119.196
2	17:06:53.409	59.795	16.727	23.418	19.650	132.362	120.265
3	17:07:52.401	58.992	16.762	22.810	19.420	131.584	120.049
4	17:08:50.820	58.419	16.528	22.580	19.311	132.886	121.133
5	17:09:49.052	58.232	16.576	22.351	19.305	134.754	120.480
6	17:10:46.347	57.295	16.236	22.139	18.920	138.366	120.265
7	17:11:43.455	57.108	16.055	21.926	19.127	139.517	121.352
8	17:12:40.690	57.235	16.218	21.902	19.115	137.234	121.792
9	17:13:37.468	56.778	16.231	21.790	18.757	135.025	121.352
10	17:14:34.376	56.908	16.234	21.753	18.921	137.234	120.697

Lap	Time of Day	Lap Tm	S1	S2	S3	SFSpd	S1Spd
(64) Sam MUNRO							
1	17:05:55.007	1:01.354	17.908	23.848	19.598	98.111	119.196
2	17:06:53.821	58.814	16.049	23.124	19.641	136.954	118.775
3	17:07:52.955	59.134	16.662	22.870	19.602	135.298	116.304
4	17:08:51.317	58.362	16.383	22.567	19.412	137.234	118.565
5	17:09:49.344	58.027	16.471	22.334	19.222	137.234	117.526
6	17:10:47.641	58.297	16.464	22.505	19.328	136.954	117.940
7	17:11:45.472	57.831	16.007	22.210	19.614	134.754	118.565
8	17:12:42.934	57.462	16.000	22.125	19.337	138.081	119.196
9	17:13:40.300	57.366	16.210	21.990	19.166		117.733
10	17:14:37.759	57.459	16.076	22.070	19.313	138.081	117.733

Lap	Time of Day	Lap Tm	S1	S2	S3	SFSpd	S1Spd
(21) Sean COOPER							
1	17:05:54.016	1:00.805	17.658	23.421	19.726	94.120	119.621
2	17:06:53.543	59.527	16.611	22.781	20.135	135.025	118.985
3	17:07:52.159	58.616	16.334	22.567	19.715	133.947	118.147
4	17:08:50.711	58.552	16.399	22.491	19.662	134.754	119.409
5	17:09:49.011	58.300	16.378	22.343	19.579	133.150	119.409
6	17:10:47.345	58.334	16.602	22.394	19.338	136.675	118.985
7	17:11:45.376	58.031	16.092	22.184	19.755	138.366	119.835
8	17:12:43.151	57.775	16.315	22.177	19.283	135.298	121.133
9	17:13:40.192	57.041	15.877	21.779	19.385	139.227	120.915
10	17:14:39.711	59.519	16.234	22.190	21.095	135.845	117.733

Lap	Time of Day	Lap Tm	S1	S2	S3	SFSpd	S1Spd
(99) Callum GRIGOR							
1	17:05:56.405	1:03.457	18.311	24.671	20.475	89.120	115.107
2	17:06:58.107	1:01.702	17.540	23.904	20.258	120.265	117.526
3	17:07:58.496	1:00.389	17.121	23.302	19.966	128.068	117.733
4	17:08:57.682	59.186	16.580	22.888	19.718	131.070	118.775
5	17:09:56.905	59.223	16.655	22.877	19.691	131.584	118.356
6	17:10:55.421	58.516	16.492	22.499	19.525	130.560	118.356
7	17:11:54.211	58.790	16.408	22.766	19.616	131.326	119.409
8	17:12:53.282	59.071	16.584	22.545	19.942	132.362	118.775
9	17:13:52.605	59.323	16.601	23.009	19.713	131.070	118.985
10	17:14:52.858	1:00.253	16.996	23.156	20.101	127.824	118.565

Lap	Time of Day	Lap Tm	S1	S2	S3	SFSpd	S1Spd
(84) Kyle HARPER							
1	17:06:01.169	1:05.648	19.122	25.622	20.904	54.163	112.597
2	17:07:03.195	1:02.026	17.162	23.923	20.941	128.068	116.506
3	17:08:02.747	59.552	16.729	23.194	19.629	130.053	116.709
4	17:09:02.044	59.297	16.492	23.039	19.766	131.584	117.321

Lap	Time of Day	Lap Tm	S1	S2	S3	SFSpd	S1Spd
5	17:10:01.008	58.964	16.488	22.890	19.586	132.624	117.321
6	17:10:59.869	58.861	16.657	22.877	19.327	130.053	116.912
7	17:11:58.818	58.949	16.501	22.837	19.611	131.584	118.775
8	17:12:56.755	57.937	16.431	22.409	19.097	132.102	117.116
9	17:13:54.966	58.211	16.295	22.668	19.248		117.321
10	17:14:53.472	58.506	16.472	22.715	19.319	131.842	117.733

Lap	Time of Day	Lap Tm	S1	S2	S3	SFSpd	S1Spd
(11) Patrick FORMAN							
1	17:05:56.947	1:03.479	18.346	24.508	20.625	92.690	111.105
2	17:06:58.484	1:01.537	17.857	23.616	20.064	124.273	110.922
3	17:07:59.206	1:00.722	16.923	23.727	20.072	129.551	112.220
4	17:08:59.257	1:00.051	16.827	23.424	19.800	128.805	112.220
5	17:09:59.530	1:00.273	16.985	23.314	19.974	129.053	111.846
6	17:10:59.289	59.759	17.022	22.921	19.816	127.824	111.474
7	17:11:58.674	59.385	16.785	22.888	19.712	130.306	112.220
8	17:12:57.984	59.310	17.033	22.682	19.595	129.551	112.408
9	17:13:56.876	58.892	16.661	22.648	19.583		112.220
10	17:15:01.628	1:04.752	16.588	22.503	25.661	129.802	113.742

Lap	Time of Day	Lap Tm	S1	S2	S3	SFSpd	S1Spd
(58) Barry STEWART							
1	17:06:01.144	1:06.797	18.836	26.141	21.820	93.335	107.890
2	17:07:05.920	1:04.776	17.531	25.619	21.626	128.313	112.597
3	17:08:09.043	1:03.123	17.330	24.864	20.929	129.551	112.033
4	17:09:11.537	1:02.494	16.986	24.607	20.901	129.802	113.549
5	17:10:14.022	1:02.485	17.122	24.211	21.152	130.053	112.786
6	17:11:16.445	1:02.423	16.944	24.412	21.067	129.053	113.935
7	17:12:18.990	1:02.545	16.983	24.601	20.961	128.068	112.786
8	17:13:21.206	1:02.216	16.868	24.591	20.757		113.742
9	17:14:23.882	1:02.676	16.912	24.521	21.243		112.597
10	17:15:26.398	1:02.516	17.020	24.630	20.866		112.408

Lap	Time of Day	Lap Tm	S1	S2	S3	SFSpd	S1Spd
(17) Roddy MacLEOD							
1	17:06:02.815	1:08.526	19.658	26.756	22.112	91.303	104.204
2	17:07:07.522	1:04.707	18.358	25.061	21.288	121.133	108.941
3	17:08:12.021	1:04.499	18.121	25.220	21.158	125.435	108.941
4	17:09:15.555	1:03.534	17.871	24.772	20.891	126.380	108.413
5	17:10:18.782	1:03.227	17.921	24.649	20.657	129.053	108.238
6	17:11:21.364	1:02.582	17.573	24.409	20.600	126.380	111.290
7	17:12:23.659	1:02.295	17.447	24.385	20.463	129.053	108.064
8	17:13:24.912	1:01.253	17.097	23.853	20.303		110.739
9	17:14:25.800	1:00.888	17.156	23.548	20.184		109.832
10	17:15:26.445	1:00.645	17.488	23.132	20.025	131.842	113.357

Lap	Time of Day	Lap Tm	S1	S2	S3	SFSpd	S1Spd
(28) Paul BOWERBANK							
1	17:05:58.710	1:04.600	18.558	24.730	21.312	91.928	113.742
2	17:07:03.305	1:04.595	18.221	24.920	21.454	122.014	112.408
3	17:08:07.314	1:04.009	17.584	24.895	21.530	130.053	115.107
4	17:09:10.915	1:03.601	17.655	24.729	21.217	130.560	113.166
5	17:10:15.136	1:04.221	18.433				

KMSC National Motorcycle Racing AC

KMSC Superstock 600

Knockhill 1.267 miles

Race 10 - 1st Race - Re-Start

06/08/2016 15:50

Race (10 Laps) started at 17:04:47

Lap	Time of Day	Lap Tm	S1	S2	S3	SFSpd	S1Spd	Lap	Time of Day	Lap Tm	S1	S2	S3	SFSpd	S1Spd
(89) David MUNRO															
1	17:06:04.328	1:09.354	19.284	27.415	22.655	96.005	99.125								
2	17:07:14.875	1:10.547	20.268	27.806	22.473	100.762	96.836								
3	17:08:23.178	1:08.303	19.266	27.023	22.014	105.515	106.183								
4	17:09:31.133	1:07.955	19.268	26.873	21.814	105.515	101.524								
5	17:10:37.867	1:06.734	19.073	26.154	21.507	110.556	104.204								
6	17:11:45.668	1:07.801	18.819	26.137	22.845	110.374	108.064								
7	17:12:53.349	1:07.681	19.461	26.442	21.778	104.366	102.926								
8	17:14:01.176	1:07.827	18.986	26.873	21.968		104.043								
9	17:15:08.559	1:07.383	19.007	26.243	22.133		105.184								

Clerk of the Course.

Orbits

Sig : Time :
 Chief Timekeeper : Ian Sharp (SMART Timing)
 Results available at www.mylaps.com and www.smart-timing.co.uk



KMSC National Motorcycle Racing AC

Lapchart

KMSC Superstock 600

Knockhill 1.267 miles

Race 10 - 1st Race - Re-Start

06/08/2016 15:50

Race (10 Laps) started at 17:04:47

Competitors	Laps										
	0	1	2	3	4	5	6	7	8	9	10
Ewan GRAY (45)	1	45	45	45	45	45	45	45	45	45	45
Callum GRIGOR (99)	2	99	31	31	21	21	21	31	31	31	31
Torquil PATERSON (31)	3	31	21	21	31	31	21	21	64	21	64
Sean COOPER (21)	4	21	64	64	64	64	64	64	21	64	21
Patrick FORMAN (11)	5	11	99	99	99	99	99	99	99	99	99
Sam MUNRO (64)	6	64	11	11	11	11	11	11	84	84	84
Steven ALLISON (87)	7	87	28	84	84	84	84	84	11	11	11
Paul BOWERBANK (28)	8	28	58	28	28	28	58	58	58	58	58
Roddy MacLEOD (17)	9	17	84	58	58	58	28	28	28	17	17
Barry STEWART (58)	10	58	87	17	17	17	17	17	17	28	28
David MUNRO (89)	11	89	17	87	87	87	87	87	87	87	87
Kyle HARPER (84)	12	84	89	89	89	89	89	89	89	89	89
-	13										
-	14										
-	15										
-	16										
-	17										

Clerk of the Course.

Sig : Time :
Chief Timekeeper : Ian Sharp (SMART Timing)

Results available at www.mylaps.com and www.smart-timing.co.uk

Printed: 07/08/2016 18:34:15

Orbits



KMSC National Motorcycle Racing AC

KMSC Superstock 600

Knockhill 1.267 miles

Race 18 - 2nd Race

07/08/2016 10:45

Race (10 Laps) started at 10:21:38

POLE POSITION

3 64 Sam MUNRO	2 31 Torquil PATERSON	1 45 Ewan GRAY	1
6 84 Kyle HARPER	5 99 Callum GRIGOR	4 21 Sean COOPER	2
9 17 Roddy MacLEOD	8 58 Barry STEWART	7 11 Patrick FORMAN	3
12 89 David MUNRO	11 87 Steven ALLISON	10 28 Paul BOWERBANK	4
15 79 Ashley ROBSON	14 75 Charlie BUNYAN	13 35 Kevin GILES	5
	17 184 Ryan GIBSON	16 85 Steve HORNE	6

Clerk of the Course.

Orbits

Sig : Time :
 Chief Timekeeper : Ian Sharp (SMART Timing)
 Results available at www.mylaps.com and www.smart-timing.co.uk



Race Results

KMSC National Motorcycle Racing AC

Sorted on Laps

KMSC Open Post Classics / Classics

Knockhill 1.267 miles

Race 11 - 2nd Race

06/08/2016 16:00

Race (10 Laps) started at 17:21:08

Pos	No.	Name	Make/Model	CC	Class	Laps	Total Tm	Diff	Best Tm	In Lap	Best Speed
1	87	Jodie CHALK	Honda	CBR500	PC	10	11:22.421		1:06.678	9	68.405
2	51	Neil MUNRO	Honda	CBR500	PC	10	11:26.364	3.943	1:06.532	9	68.555
3	298	Donald HENRY	Suzuki	Bandit 600	PC	10	11:51.230	28.809	1:09.511	3	65.617
4	118	Rod WALKER	Kawasaki	ZXR400	SL	10	12:20.541	58.120	1:12.153	5	63.214
5	117	Lianne MAYHEW	Kawasaki	ZX6R 400	SL	10	12:21.144	58.723	1:12.288	7	63.096
6	333	Peter DOLAN	Honda	CB500	PC	10	12:22.054	59.633	1:12.254	10	63.126
7	25	Andrew KIRKWOOD	Honda	CB500	PC	9	11:23.164	1 Lap	1:13.141	9	62.360
Not classified											
DNS	22	Ian RUSSELL	Honda	NSR250	PC			DNS		0	-
DNS	13	Andrew BARTON	Honda	CB500	PC			DNS		0	-

Margin of Victory	Avg. Speed	Best Lap Tm	Best Speed	Best Lap by
3.943	66.837	1:06.532	68.555	51 - Neil MUNRO

Clerk of the Course.

Orbits

Sig :

Time :

Chief Timekeeper : Ian Sharp (SMART Timing)

 Results available at www.mylaps.com and www.smart-timing.co.uk

Printed: 07/08/2016 18:29:01



Race Results

KMSC National Motorcycle Racing AC

KMSC Open Post Classics / Classics

Knockhill 1.267 miles

Race 11 - 2nd Race

06/08/2016 16:00

Race (10 Laps) started at 17:21:08

Lap	Time of Day	Lap Tm	S1	S2	S3	SFSpd	S1Spd
(87) Jodie CHALK							
1	17:22:23.720	1:09.428	20.115	26.480	22.833	78.397	94.120
2	17:23:32.732	1:09.012	19.580	26.671	22.761	106.689	94.385
3	17:24:40.782	1:08.050	19.210	26.324	22.516	108.064	94.919
4	17:25:48.335	1:07.553	19.029	26.153	22.371	107.372	95.731
5	17:26:55.492	1:07.157	19.161	25.694	22.302	107.717	95.868
6	17:28:02.904	1:07.412	19.075	25.927	22.410	108.064	95.053
7	17:29:09.801	1:06.897	19.044	25.650	22.203	108.064	96.005
8	17:30:16.904	1:07.103	19.070	25.755	22.278	108.413	94.919
9	17:31:23.582	1:06.678	18.880	25.662	22.136	108.238	95.868
10	17:32:31.109	1:07.527	18.979	25.770	22.778	108.941	95.595

Lap	Time of Day	Lap Tm	S1	S2	S3	SFSpd	S1Spd
(51) Neil MUNRO							
1	17:22:27.439	1:12.331	20.969	27.473	23.889	72.549	89.957
2	17:23:35.999	1:08.560	19.159	26.102	23.299	110.922	98.543
3	17:24:44.304	1:08.305	18.866	26.180	23.259	113.935	98.979
4	17:25:51.824	1:07.520	18.917	25.980	22.623	115.703	99.125
5	17:26:58.695	1:06.871	18.952	25.630	22.289	114.129	99.714
6	17:28:05.619	1:06.924	18.856	25.799	22.269	113.935	98.833
7	17:29:12.745	1:07.126	18.574	26.021	22.531	116.304	99.566
8	17:30:20.236	1:07.491	18.737	26.155	22.599	115.107	99.125
9	17:31:26.768	1:06.532	18.415	25.689	22.428	115.504	100.011
10	17:32:35.052	1:08.284	19.273	25.811	23.200	114.714	98.254

Lap	Time of Day	Lap Tm	S1	S2	S3	SFSpd	S1Spd
(298) Donald HENRY							
1	17:22:27.857	1:13.096	21.021	27.476	24.599	78.397	90.077
2	17:23:37.724	1:09.867	19.694	26.827	23.346	107.372	93.988
3	17:24:47.235	1:09.511	19.795	26.131	23.585	105.681	92.690
4	17:25:57.715	1:10.480	19.949	26.431	24.100	106.015	92.308
5	17:27:07.399	1:09.684	19.706	26.487	23.491	104.204	94.518
6	17:28:17.186	1:09.787	19.565	26.598	23.624	105.848	91.427
7	17:29:27.814	1:10.628	19.878	26.727	24.023	102.454	90.442
8	17:30:38.315	1:10.501	19.797	26.993	23.711	104.204	90.686
9	17:31:48.699	1:10.384	19.912	26.798	23.674	103.561	93.076
10	17:32:59.918	1:11.219	20.349	26.683	24.187	99.863	88.884

Lap	Time of Day	Lap Tm	S1	S2	S3	SFSpd	S1Spd
(118) Rod WALKER							
1	17:22:32.814	1:16.289	22.649	28.554	25.086	70.196	85.596
2	17:23:46.555	1:13.741	21.243	27.926	24.572	98.398	86.479
3	17:24:59.443	1:12.888	20.430	27.912	24.546	98.254	86.927
4	17:26:12.963	1:13.520	20.680	28.311	24.529	98.111	87.722
5	17:27:25.116	1:12.153	20.107	27.442	24.604	100.310	87.266
6	17:28:37.673	1:12.557	20.274	27.954	24.329	98.979	86.479
7	17:29:51.155	1:13.482	20.959	28.161	24.362	98.398	84.625
8	17:31:03.856	1:12.701	20.311	27.872	24.518	99.125	86.927
9	17:32:16.557	1:12.701	20.341	27.847	24.513	99.863	87.266
10	17:33:29.229	1:12.672	20.275	28.085	24.312	97.682	87.494

Lap	Time of Day	Lap Tm	S1	S2	S3	SFSpd	S1Spd
(117) Lianne MAYHEW							
1	17:22:31.138	1:15.082	21.535	29.049	24.498	75.402	83.363
2	17:23:44.215	1:13.077	20.439	28.493	24.145	104.366	90.320
3	17:24:58.220	1:14.005	20.996	28.873	24.136	104.692	87.608
4	17:26:11.842	1:13.622	20.973	28.726	23.923	103.561	89.002
5	17:27:26.799	1:14.957	21.497	28.744	24.716	102.611	83.363
6	17:28:39.330	1:12.531	20.665	28.065	23.801	103.561	89.957
7	17:29:51.618	1:12.288	20.768	27.856	23.664	103.402	88.532
8	17:31:04.358	1:12.740	20.333	28.647	23.760	101.371	86.257
9	17:32:17.036	1:12.678	20.160	28.864	23.654	102.142	84.200
10	17:33:29.832	1:12.796	20.191	28.722	23.883	100.914	85.925

Lap	Time of Day	Lap Tm	S1	S2	S3	SFSpd	S1Spd
(333) Peter DOLAN							
1	17:22:31.466	1:16.146	21.946	28.573	25.627	71.696	84.412
2	17:23:46.090	1:14.624	21.760	28.106	24.758	92.947	85.162
3	17:25:01.112	1:15.022	21.477	28.530	25.015	93.595	82.139
4	17:26:14.723	1:13.611	20.813	28.215	24.583	94.651	82.849

Clerk of the Course.

Sig :

Time :

Chief Timekeeper : Ian Sharp (SMART Timing)

Results available at www.mylaps.com and www.smart-timing.co.uk

Printed: 07/08/2016 19:03:29

Orbits



KMSC National Motorcycle Racing AC

Lapchart

KMSC Open Post Classics / Classics

Knockhill 1.267 miles

Race 11 - 2nd Race

06/08/2016 16:00

Race (10 Laps) started at 17:21:08

Competitors	Laps											
	0	1	2	3	4	5	6	7	8	9	10	
Jodie CHALK (87)	1	87	87	87	87	87	87	87	87	87	87	87
Donald HENRY (298)	2	298	51	51	51	51	51	51	51	51	51	51
Neil MUNRO (51)	3	51	298	298	298	298	298	298	298	298	298	298
Peter DOLAN (333)	4	333	117	117	117	118	118	118	118	118	118	118
Lianne MAYHEW (117)	5	117	333	333	118	118	117	117	117	117	117	117
Andrew KIRKWOOD (25)	6	25	118	118	333	333	333	333	333	333	333	333
Rod WALKER (118)	7	118	25	25	25	25	25	25	25	25	25	25
-	8											
-	9											

Clerk of the Course.

Sig : Time :
Chief Timekeeper : Ian Sharp (SMART Timing)

Results available at www.mylaps.com and www.smart-timing.co.uk

Orbits



KMSC National Motorcycle Racing AC

KMSC Open Post Classics / Classics

Knockhill 1.267 miles

Race 19 - 3rd Race

07/08/2016 11:00

Race (10 Laps) started at 10:45:19

POLE POSITION

POLE POSITION			
3 298 Donald HENRY	2 51 Neil MUNRO	1 87 Jodie CHALK	1
6 333 Peter DOLAN	5 117 Lianne MAYHEW	4 118 Rod WALKER	2
9 13 Andrew BARTON	8 22 Ian RUSSELL	7 25 Andrew KIRKWOOD	3
	11 48 Mark BOWRAN	10 12 Dan JAMES	4

Clerk of the Course.

Sig : Time :
Chief Timekeeper : Ian Sharp (SMART Timing)
Results available at www.mylaps.com and www.smart-timing.co.uk

Orbits



Race Results

KMSC National Motorcycle Racing AC

Sorted on Laps

KMSC Superbikes & KMSC Clubman

Knockhill 1.267 miles

Race 12 - 1st Race

06/08/2016 16:15

Race (12 Laps) started at 17:39:35

Pos	No.	Name	Make/Model	CC	Class	Laps	Total Tm	Diff	Best Tm	In Lap	Best Speed
1	6	Alan DAVISON	Kawasaki	ZX10R	C	5	4:58.439		56.853	4	80.226
2	79	Bruce BIRNIE	BMW	S1000RR	SB	5	4:59.085	0.646	57.588	4	79.202
3	55	Scott SHAND	Yamaha	YZF R1	SB	5	5:01.852	3.413	58.491	5	77.979
4	119	Kristopher DUNCAN	Kawasaki	ZX10	SB	5	5:01.958	3.519	58.189	4	78.384
5	63	Kenny PATERSON	BMW	S1000RR	C	5	5:05.060	6.621	58.384	5	78.122
6	71	Gavin JONES	Honda	CBR1000RR	C	5	5:07.339	8.900	58.839	4	77.518
7	7	James LAING	BMW	S1000RR	SB	5	5:12.490	14.051	59.972	4	76.054
8	33	Graeme BODEL	BMW	S1000RR	C	5	5:13.554	15.115	59.298	5	76.918
9	34	John DEAN	Suzuki	GSXR1000K9	SB	5	5:15.370	16.931	1:00.115	5	75.873
10	67	Des BURNS	Kawasaki	ZX10R	C	5	5:17.912	19.473	1:01.257	5	74.458
11	105	James VEVERS	Kawasaki	ZX10R	SB	5	5:34.237	35.798	1:03.694	5	71.609
12	122	David SUDDER	Suzuki	GSXR 1000	C	5	5:34.830	36.391	1:02.097	5	73.451
13	144	Aran SADLER	Kawasaki	ZX10	C	5	5:35.963	37.524	1:03.242	5	72.121
14	4	Daniel MacLEAN	Kawasaki	ZX10R	C	5	5:38.004	39.565	1:04.166	4	71.083
15	82	Geraint JONES	Suzuki	GSXR1000	C	5	5:41.086	42.647	1:03.411	5	71.929
16	41	Lukasz PIEC	Yamaha	R1	SB	5	5:45.957	47.518	1:05.773	5	69.346
17	12	Gordon McDONALD	Honda	CBR1000	C	4	4:51.277	1 Lap	1:08.594	4	66.494
18	23	Alex MacLEOD	Suzuki	GSXR	C	4	4:54.454	1 Lap	1:09.584	3	65.548
19	14	James ROTHERY	Yamaha	R1	C	4	5:00.138	1 Lap	1:11.141	2	64.113

Not classified (from pos 20)

	69	Rodney SCOTT	BMW	S1000RR	C	5	5:31.135	32.696	1:02.394	4	73.101
DNS	112	William MONIE	Kawasaki	ZX10R	SB			DNS		0	-
DNS	44	David PRENTICE	Yamaha	R1	C			DNS		0	-
DNS	37	Steven PATTERSON	Yamaha	YZF R1	C			DNS		0	-
DNS	85	Steven HORNE	Triumph	Daytona 675	C			DNS		0	-
DNS	16	Bob STORRAR	Yamaha	R1	C			DNS		0	-
DNS	54	Gordon DUNCAN	Ducati	Panigale 899	C			DNS		0	-
DNS	26	Steven MacINTYRE	Suzuki	GSXR1000	C			DNS		0	-
DNS	31	Torquil PATERSON	MV Agusta	F3 800	SB			DNS		0	-

Announcements

RED FLAG after Leader completed 6 Laps - Result declared at 5 Laps.
Bike No.69 - Not classified - Not running at time of Red Flag.

Margin of Victory	Avg. Speed	Best Lap Tm	Best Speed	Best Lap by
0.646	76.416	56.853	80.226	6 - Alan DAVISON

Clerk of the Course.

Orbits

Sig : Time :
Chief Timekeeper : Ian Sharp (SMART Timing)

Results available at www.mylaps.com and www.smart-timing.co.uk

Printed: 07/08/2016 18:32:48





Race Results

KMSC National Motorcycle Racing AC

KMSC Superbikes & KMSC Clubman

Knockhill 1.267 miles

Race 12 - 1st Race

06/08/2016 16:15

Race (12 Laps) started at 17:39:35

Lap	Time of Day	Lap Tm	S1	S2	S3	SFSpd	S1Spd	Lap	Time of Day	Lap Tm	S1	S2	S3	SFSpd	S1Spd
1	17:40:50.106	1:08.611	19.955	27.385	21.271	91.677	110.193								
2	17:41:56.226	1:06.120	18.478	26.756	20.886	119.409	115.305								
3	17:43:00.874	1:04.648	17.995	26.231	20.422	125.435	114.129								
4	17:44:03.268	1:02.394	17.433	25.151	19.810	126.380	117.733								
5	17:45:06.393	1:03.125	17.470	25.205	20.450	129.802	113.742								

Clerk of the Course.

Sig : Time :

Chief Timekeeper : Ian Sharp (SMART Timing)

Results available at www.mylaps.com and www.smart-timing.co.uk

Printed: 07/08/2016 19:05:34

Orbits



KMSC National Motorcycle Racing AC

Lapchart

KMSC Superbikes & KMSC Clubman

Knockhill 1.267 miles

Race 12 - 1st Race

06/08/2016 16:15

Race (12 Laps) started at 17:39:35

Competitors	Laps						
		0	1	2	3	4	5
Bruce BIRNIE (79)	1	79	79	79	6	6	6
Kristopher DUNCAN (119)	2	119	55	55	79	79	79
Scott SHAND (55)	3	55	119	6	55	55	55
Alan DAVISON (6)	4	6	6	119	119	119	119
Gavin JONES (71)	5	71	63	63	63	63	63
Des BURNS (67)	6	67	71	71	71	71	71
Rodney SCOTT (69)	7	69	67	67	7	7	7
Kenny PATERSON (63)	8	63	7	7	67	33	33
James VEVERS (105)	9	105	33	33	33	34	34
James LAING (7)	10	7	34	34	34	67	67
Graeme BODEL (33)	11	33	105	105	105	69	69
Aran SADLER (144)	12	144	69	69	69	105	105
Daniel MacLEAN (4)	13	4	144	144	122	144	122
John DEAN (34)	14	34	4	122	144	122	144
Lukasz PIEC (41)	15	41	122	4	4	4	4
Gordon McDONALD (12)	16	12	41	41	82	82	82
Geraint JONES (82)	17	82	82	82	41	41	41
James ROTHERY (14)	18	14	12	12	12	12	12
Alex MacLEOD (23)	19	23	14	14	23	23	23
David SUDDER (122)	20	122	23	23	14	14	14
-	21						
-	22						
-	23						
-	24						
-	25						
-	26						
-	27						
-	28						

Clerk of the Course.

Sig : Time :
Chief Timekeeper : Ian Sharp (SMART Timing)

Results available at www.mylaps.com and www.smart-timing.co.uk

Printed: 07/08/2016 18:33:01

Orbits



KMSC National Motorcycle Racing AC

KMSC Superbikes & KMSC Clubman

Knockhill 1.267 miles

Race 20 - 2nd Race

07/08/2016 11:15

Race (10 Laps) started at 11:05:09

POLE POSITION

3 55 Scott SHAND	2 79 Bruce BIRNIE	1 6 Alan DAVISON	1
6 71 Gavin JONES	5 63 Kenny PATERSON	4 119 Kristopher DUNCAN	2
9 34 John DEAN	8 33 Graeme BODEL	7 7 James LAING	3
12 122 David SUDDER	11 105 James VEVERS	10 67 Des BURNS	4
15 82 Geraint JONES	14 4 Daniel MacLEAN	13 144 Aran SADLER	5
18 23 Alex MacLEOD	17 12 Gordon McDONALD	16 41 Lukasz PIEC	6
21 112 William MONIE	20 69 Rodney SCOTT	19 14 James ROTHERY	7
24 85 Steven HORNE	23 37 Steven PATTERSON	22 44 David PRENTICE	8
27 26 Steven MacINTYRE	26 54 Gordon DUNCAN	25 16 Bob STORRAR	9
	29 151 Scott MILLER	28 31 Torquii PATERSON	10

Clerk of the Course.

Orbits

Sig : Time :
 Chief Timekeeper : Ian Sharp (SMART Timing)
 Results available at www.mylaps.com and www.smart-timing.co.uk



Race Results

KMSC National Motorcycle Racing AC

Sorted on Laps

KMSC 125's

Knockhill 1.267 miles

Race 12a - 2nd Race

06/08/2016 16:30

Race (8 Laps) started at 17:56:22

Pos	No.	Name	Make/Model	CC	Class	Laps	Total Tm	Diff	Best Tm	In Lap	Best Speed
1	9	Rishon HICKEY	Aprilia	RS125	F125	8	9:20.247		1:07.560	7	67.512
2	8	Cameron McPHERSON	Aprilia	RS125	F125	8	9:20.946	0.699	1:07.311	8	67.761
3	88	Lewis NICOL	Aprilia	RS125	F125	8	9:54.805	34.558	1:12.402	3	62.997
4	3	Cameron LOW	Aprilia	RS125	F125	8	10:19.825	59.578	1:13.936	3	61.690
5	47	Joel BAVIDGE	Aprilia	RS125	F125	8	11:01.914	1:41.667	1:16.662	7	59.496
6	15	Finlay MILNE	Aprilia	RS125	F125	8	11:02.133	1:41.886	1:16.378	5	59.717
7	20	Jack HART	Aprilia	RS125	F125	7	10:02.879	1 Lap	1:22.630	6	55.199
Not classified											
DNS	21	Marc GIBSON	Aprilia	RS125	F125			DNS		0	-
DNS	16	Mia KELLAS	Aprilia	RS125	F125			DNS		0	-
DNS	23	Keirin KELLAS	Aprilia	RS125	F125			DNS		0	-
DNS	27	James McLAREN	Aprilia	RS125	F125			DNS		0	-
DNS	44	Murray PATTISON	Aprilia	RS125	F125			DNS		0	-

Announcements

Race distance reduced to 8 Laps.

Margin of Victory	Avg. Speed	Best Lap Tm	Best Speed	Best Lap by
0.699	65.130	1:07.311	67.761	8 - Cameron McPHERSON

Clerk of the Course.

Orbits

Sig : Time :
 Chief Timekeeper : Ian Sharp (SMART Timing)
 Results available at www.mylaps.com and www.smart-timing.co.uk



KMSC National Motorcycle Racing AC

KMSC 125's

Knockhill 1.267 miles

Race 12a - 2nd Race

06/08/2016 16:30

Race (8 Laps) started at 17:56:22

Lap	Time of Day	Lap Tm	S1	S2	S3	SFSpd	S1Spd	Lap	Time of Day	Lap Tm	S1	S2	S3	SFSpd	S1Spd
(9) Rishon HICKEY								5	18:03:39.858	1:25.291	24.724	31.597	28.970	76.000	68.407
1	17:57:43.211	1:13.164	22.383			64.838	78.488	6	18:05:02.488	1:22.630	23.955	30.882	27.793	78.950	72.004
2	17:58:53.982	1:10.771	20.880			90.809	79.606	7	18:06:25.277	1:22.789	24.212	31.318	27.259	80.755	73.907
3	18:00:02.983	1:09.001	20.478			92.435									
4	18:01:11.049	1:08.066	20.012			95.868									
5	18:02:18.882	1:07.833	19.901			93.726									
6	18:03:26.918	1:08.036	20.033			93.988									
7	18:04:34.478	1:07.560	19.670			94.120									
8	18:05:42.645	1:08.167	19.846			93.335	84.732								
(8) Cameron McPHERSON															
1	17:57:44.753	1:14.087	23.556			63.309	76.086								
2	17:58:53.889	1:09.136	20.319			91.552	80.950								
3	18:00:02.770	1:08.881	20.424			93.988	79.985								
4	18:01:11.339	1:08.569	20.427	25.215	22.927	92.181	77.491								
5	18:02:20.281	1:08.942	20.863			92.947	76.345								
6	18:03:28.326	1:08.045	20.075	25.438	22.532	93.465	81.540								
7	18:04:36.033	1:07.707	19.893	24.827	22.987	93.465	80.465								
8	18:05:43.344	1:07.311	20.035			92.181	79.985								
(88) Lewis NICOL															
1	17:57:45.172	1:14.007	22.018	27.417	24.572	71.850	82.442								
2	17:58:58.135	1:12.963	21.684	27.299	23.980	95.459	82.442								
3	18:00:10.537	1:12.402	21.225	26.890	24.287	95.459	82.543								
4	18:01:23.935	1:13.398	21.541	27.754	24.103	94.785	81.938								
5	18:02:37.420	1:13.485	21.286	28.151	24.048	95.323	81.739								
6	18:03:51.012	1:13.592	21.705	27.209	24.678	95.731	81.540								
7	18:05:03.942	1:12.930	21.541	27.274	24.115	94.785	81.639								
8	18:06:17.203	1:13.261	21.849	27.315	24.097	95.868	81.739								
(3) Cameron LOW															
1	17:57:47.103	1:16.613	23.530	28.517	24.566	66.641	72.864								
2	17:59:01.831	1:14.728	21.091	28.237	25.400	89.002	76.782								
3	18:00:15.767	1:13.936	20.736	28.090	25.110	88.649	76.000								
4	18:01:30.160	1:14.393	21.526	27.788	25.079	88.068	74.399								
5	18:02:45.207	1:15.047	22.055	27.926	25.066	83.363	74.481								
6	18:04:02.797	1:17.590	22.116	29.091	26.383	88.183	72.314								
7	18:05:23.946	1:21.149	22.807	30.217	28.125	85.270	72.081								
8	18:06:42.223	1:18.277	22.334	29.366	26.577	84.732	70.863								
(47) Joel BAVIDGE															
1	17:57:51.261	1:20.613	23.790	29.473	27.350	64.465	77.047								
2	17:59:10.682	1:19.421	23.067	29.399	26.955	83.780	75.317								
3	18:00:30.419	1:19.737	23.268	29.429	27.040	83.780	75.402								
4	18:01:48.075	1:17.656	22.301	29.010	26.345	85.925	75.487								
5	18:03:05.319	1:17.244	22.082	28.821	26.341	84.518	76.958								
6	18:04:22.510	1:17.191	22.177	28.718	26.296	83.675	77.224								
7	18:05:39.172	1:16.662	22.184	28.419	26.059	84.839	76.870								
8	18:07:24.312	1:45.140	21.454	28.084	55.602	85.487	77.224								
(15) Finlay MILNE															
1	17:57:52.618	1:20.142	24.256	29.476	26.410	60.621	72.706								
2	17:59:10.931	1:18.313	22.937	29.094	26.282	83.467	71.543								
3	18:00:30.420	1:19.489	23.431	29.787	26.271	83.363	71.315								
4	18:01:49.671	1:19.251	22.869	28.813	27.569	83.363	72.392								
5	18:03:06.049	1:16.378	22.259	28.707	25.412	83.157	68.758								
6	18:04:23.098	1:17.049	22.263	28.342	26.444	83.571	72.627								
7	18:05:39.994	1:16.896	22.307	28.395	26.194	84.732	72.314								
8	18:07:24.531	1:44.537	21.449	28.389	54.699	84.200	73.262								
(20) Jack HART															
1	17:57:59.002	1:26.117	24.930	32.685	28.502	58.918	71.620								
2	17:59:25.283	1:26.281	25.195	32.750	28.336	79.323	69.542								
3	18:00:50.892	1:25.609	24.973	32.725	27.911	77.491	71.239								
4	18:02:14.567	1:23.675	23.837	31.879	27.959	84.306	74.152								

Clerk of the Course.

Sig : Time :
 Chief Timekeeper : Ian Sharp (SMART Timing)
 Results available at www.mylaps.com and www.smart-timing.co.uk

Printed: 07/08/2016 19:02:13

Orbits



KMSC National Motorcycle Racing AC

Lapchart

KMSC 125's

Knockhill 1.267 miles

Race 12a - 2nd Race

06/08/2016 16:30

Race (8 Laps) started at 17:56:22

Competitors	Laps									
	0	1	2	3	4	5	6	7	8	
Rishon HICKEY (9)	1	9	9	8	8	9	9	9	9	9
Cameron LOW (3)	2	3	8	9	9	8	8	8	8	8
Joel BAVIDGE (47)	3	47	88	88	88	88	88	88	88	88
Cameron McPHERSON (8)	4	8	3	3	3	3	3	3	3	3
Lewis NICOL (88)	5	88	47	47	47	47	47	47	47	47
Finlay MILNE (15)	6	15	15	15	15	15	15	15	15	15
Jack HART (20)	7	20	20	20	20	20	20	20	20	20
-	8									
-	9									
-	10									
-	11									
-	12									

Clerk of the Course.

Sig : Time :
Chief Timekeeper : Ian Sharp (SMART Timing)

Results available at www.mylaps.com and www.smart-timing.co.uk

Printed: 07/08/2016 18:11:52


Orbits





KMSC National Motorcycle Racing AC

<p>KMSC 125's</p> <p>Race 21 - 3rd Race</p> <p>Race (10 Laps)</p>	<p>Knockhill 1.267 miles</p> <p>07/08/2016 11:30</p>
---	--



POLE POSITION


<p>3</p> <div style="border: 1px solid black; padding: 5px; margin: 5px auto; width: 80%;">88 Lewis NICOL</div>	<p>2</p> <div style="border: 1px solid black; padding: 5px; margin: 5px auto; width: 80%;">8 Cameron McPHERSON</div>	<p>1</p> <div style="border: 1px solid black; padding: 5px; margin: 5px auto; width: 80%;">9 Rishon HICKEY</div>	1
<p>6</p> <div style="border: 1px solid black; padding: 5px; margin: 5px auto; width: 80%;">15 Finlay MILNE</div>	<p>5</p> <div style="border: 1px solid black; padding: 5px; margin: 5px auto; width: 80%;">47 Joel BAVIDGE</div>	<p>4</p> <div style="border: 1px solid black; padding: 5px; margin: 5px auto; width: 80%;">3 Cameron LOW</div>	2
<p>9</p> <div style="border: 1px solid black; padding: 5px; margin: 5px auto; width: 80%;">16 Mia KELLAS</div>	<p>8</p> <div style="border: 1px solid black; padding: 5px; margin: 5px auto; width: 80%;">21 Marc GIBSON</div>	<p>7</p> <div style="border: 1px solid black; padding: 5px; margin: 5px auto; width: 80%;">20 Jack HART</div>	3
<p>12</p> <div style="border: 1px solid black; padding: 5px; margin: 5px auto; width: 80%;">44 Murray PATTISON</div>	<p>11</p> <div style="border: 1px solid black; padding: 5px; margin: 5px auto; width: 80%;">27 James McLAREN</div>	<p>10</p> <div style="border: 1px solid black; padding: 5px; margin: 5px auto; width: 80%;">23 Keirin KELLAS</div>	4

Clerk of the Course. Orbits

Sig : Time :

Chief Timekeeper : Ian Sharp (SMART Timing)

Results available at www.mylaps.com and www.smart-timing.co.uk



Race Results

KMSC National Motorcycle Racing AC

Sorted on Laps

KMSC Sidecars

Knockhill 1.267 miles

Race 14 - 2nd Race

06/08/2016 16:45

Race (8 Laps) started at 18:12:30

Pos	No.	Name	Make/Model	CC	Class	Laps	Total Tm	Diff	Best Tm	In Lap	Best Speed
1	111	HOSKISSON / HARDIE	Baker	750	SC	8	8:50.399		1:04.333	8	70.898
2	964	ANDERSON / MAYHEW	Molyneux	DMR	SC	8	8:51.257	0.858	1:03.491	8	71.838
3	57	McKINLAY / YUILL	Sherrbourne	600RR	SC	7	9:09.206	1 Lap	1:13.774	7	61.825
4	55	SOUTER / HUGHES	LCR	F2 750	SC	7	9:29.043	1 Lap	1:17.252	7	59.042
5	5	ANDREWS Snr / NIX	RCN	GSXR 1000	SC	7	9:30.469	1 Lap	1:19.026	7	57.716
6	50	BROWNE / McKAY	Baker / Ireson	600	SC	7	9:31.980	1 Lap	1:18.201	7	58.325

Announcements

Race distance reduced to 8 Laps.

Margin of Victory	Avg. Speed	Best Lap Tm	Best Speed	Best Lap by
0.858	68.795	1:03.491	71.838	964 - ANDERSON / MAYHEW

Clerk of the Course.

Orbits

Sig : Time :
 Chief Timekeeper : Ian Sharp (SMART Timing)
 Results available at www.mylaps.com and www.smart-timing.co.uk



Race Results

KMSC National Motorcycle Racing AC

KMSC Sidecars

Knockhill 1.267 miles

Race 14 - 2nd Race

06/08/2016 16:45

Race (8 Laps) started at 18:12:30

Lap	Time of Day	Lap Tm	S1	S2	S3	SFSpd	S1Spd	Lap	Time of Day	Lap Tm	S1	S2	S3	SFSpd	S1Spd
-----	-------------	--------	----	----	----	-------	-------	-----	-------------	--------	----	----	----	-------	-------

(111) HOSKISSON / HARDIE

1	18:13:42.738	1:06.767	19.175	25.773	21.819	83.571	97.257									
2	18:14:48.807	1:06.069	18.833	25.336	21.900	119.196	102.298									
3	18:15:54.331	1:05.524	18.651	24.826	22.047	118.775	102.454									
4	18:17:00.480	1:06.149	18.918	25.556	21.675	118.985	103.721									
5	18:18:04.960	1:04.480	17.835	25.095	21.550	119.409	102.142									
6	18:19:12.185	1:07.225	18.799	27.146	21.280	119.621	90.564									
7	18:20:16.613	1:04.428	18.156	24.795	21.477	120.265	103.882									
8	18:21:20.946	1:04.333	17.941	24.581	21.811	118.985	105.515									

(964) ANDERSON / MAYHEW

1	18:13:43.777	1:07.344	19.186	26.138	22.020	78.765	98.688									
2	18:14:50.067	1:06.290	18.196	25.799	22.295	112.220	96.976									
3	18:15:55.470	1:05.403	18.145	25.092	22.166	111.105	98.833									
4	18:17:01.569	1:06.099	18.209	25.799	22.091	111.290	98.111									
5	18:18:06.666	1:05.097	17.993	25.175	21.929	112.033	98.688									
6	18:19:13.496	1:06.830	17.740	27.023	22.067	112.786	93.595									
7	18:20:18.313	1:04.817	18.230	24.789	21.798	112.220	97.967									
8	18:21:21.804	1:03.491	17.389	24.434	21.668	112.033	99.272									

(57) McKINLAY / YUILL

1	18:13:59.728	1:22.212	24.236	31.088	26.888	68.477	67.242									
2	18:15:18.889	1:19.161	22.224	30.458	26.479	80.272	75.657									
3	18:16:39.309	1:20.420	22.431	31.908	26.081	83.571	73.989									
4	18:17:55.994	1:16.685	22.758	29.260	24.667	88.068	80.081									
5	18:19:11.245	1:15.251	21.346	28.828	25.077	91.552	81.048									
6	18:20:25.979	1:14.734	20.873	29.079	24.782	95.188	84.732									
7	18:21:39.753	1:13.774	20.102	28.928	24.744	99.272	86.368									

(55) SOUTER / HUGHES

1	18:13:57.594	1:19.068	22.891	30.769	25.408	68.130	82.139									
2	18:15:21.314	1:23.720	24.023	32.823	26.874	81.739	76.607									
3	18:16:39.645	1:18.331	22.846	30.067	25.418	96.976	85.054									
4	18:18:00.306	1:20.661	23.256	32.164	25.241	96.697	76.432									
5	18:19:21.971	1:21.665	22.856	31.788	27.021	86.590	76.958									
6	18:20:42.338	1:20.367	24.114	31.060	25.193	92.818	79.700									
7	18:21:59.590	1:17.252	22.508	30.181	24.563	102.142	80.755									

(5) ANDREWS Snr / NIX

1	18:13:57.646	1:19.847	22.998	31.031	25.818	75.657	74.152									
2	18:15:18.017	1:20.371	23.193	30.963	26.215	89.120	81.839									
3	18:16:38.587	1:20.570	22.570	32.277	25.723	96.005	78.950									
4	18:18:00.030	1:21.443	23.831	32.187	25.425	92.818	69.254									
5	18:19:21.442	1:21.412	22.721	32.083	26.608	100.310	73.102									
6	18:20:41.990	1:20.548	24.108	31.324	25.116	90.442	79.795									
7	18:22:01.016	1:19.026	22.659	31.456	24.911	95.323	77.671									

(50) BROWNE / McKAY

1	18:14:00.955	1:22.735	24.045	32.372	26.318	73.342	71.850									
2	18:15:21.753	1:20.798	22.176	31.545	27.077	102.142	93.857									
3	18:16:41.501	1:19.748	21.070	31.286	27.392	107.372	87.040									
4	18:18:02.575	1:21.074	22.712	32.307	26.055	99.863	81.540									
5	18:19:23.912	1:21.337	22.610	32.437	26.290	110.012	76.870									
6	18:20:44.326	1:20.414	22.966	31.790	25.658	101.987	86.035									
7	18:22:02.527	1:18.201	22.367	30.506	25.328	105.515	90.077									

Clerk of the Course.

Sig :

Time :

Chief Timekeeper : Ian Sharp (SMART Timing)

Results available at www.mylaps.com and www.smart-timing.co.uk

Printed: 07/08/2016 19:04:49

Orbits



KMSC National Motorcycle Racing AC

Lapchart

KMSC Sidecars

Knockhill 1.267 miles

Race 14 - 2nd Race

06/08/2016 16:45

Race (8 Laps) started at 18:12:30

Competitors	Laps									
	0	1	2	3	4	5	6	7	8	
HOSKISSON / HARDIE (111)	1	111	111	111	111	111	111	111	111	111
ANDERSON / MAYHEW (964)	2	964	964	964	964	964	964	964	964	964
McKINLAY / YUILL (57)	3	57	55	5	5	57	57	57	57	
ANDREWS Snr / NIX (5)	4	5	5	57	57	5	5	5	55	
BROWNE / McKAY (50)	5	50	57	55	55	55	55	55	5	
SOUTER / HUGHES (55)	6	55	50	50	50	50	50	50	50	

Clerk of the Course.

Sig : Time :
Chief Timekeeper : Ian Sharp (SMART Timing)

Results available at www.mylaps.com and www.smart-timing.co.uk

Printed: 07/08/2016 18:50:36


Orbits





KMSC National Motorcycle Racing AC

KMSC Sidecars	Knockhill 1.267 miles
Race 22 - 3rd Race	07/08/2016 11:45
Race (10 Laps) started at 11:22:50	



POLE POSITION

<p>3</p> <div style="border: 1px solid black; padding: 5px; width: 90%; margin: 0 auto;">57 McKINLAY / YUILL</div>	<p>2</p> <div style="border: 1px solid black; padding: 5px; width: 90%; margin: 0 auto;">964 ANDERSON / MAYHEW</div>	<p>1</p> <div style="border: 1px solid black; padding: 5px; width: 90%; margin: 0 auto;">111 HOSKISSON / HARDIE</div>	1
<p>6</p> <div style="border: 1px solid black; padding: 5px; width: 90%; margin: 0 auto;">50 BROWNE / McKAY</div>	<p>5</p> <div style="border: 1px solid black; padding: 5px; width: 90%; margin: 0 auto;">5 ANDREWS Snr / NIX</div>	<p>4</p> <div style="border: 1px solid black; padding: 5px; width: 90%; margin: 0 auto;">55 SOUTER / HUGHES</div>	2

Clerk of the Course. Orbits

Sig : Time :

Chief Timekeeper : Ian Sharp (SMART Timing)

Results available at www.mylaps.com and www.smart-timing.co.uk



Qualifying Results

KMSC National Motorcycle Racing AC

Sorted on best lap time

Scottish Championship Lightweights.

Knockhill 1.267 miles

Warm Up 2

07/08/2016 08:30

Practice (10:00 Time) started at 8:31:02

Pos	No.	Name	Make/Model	CC	Class	Laps	Best Tm	In Lap	Diff	Best Speed	2nd Best
1	119	Kristopher DUNCAN	Kawasaki	ER6	SL	3	57.542	3		79.265	57.684
2	14	Scott GORDON	Kawasaki	ER6	SL	7	1:00.197	7	2.655	75.769	1:00.356
3	21	Grant REID	Kawasaki	ER6	SL	4	1:00.243	4	2.701	75.712	1:01.203
4	11	Lewis PATERSON	Suzuki	SV650	SL	8	1:00.453	8	2.911	75.449	1:00.713
5	55	Tom ROBINSON	Aprilia	RRV 450	SL	5	1:01.383	5	3.841	74.305	1:01.953
6	24	Alex REID	Suzuki	650	SL	5	1:01.438	5	3.896	74.239	1:01.513
7	134	Kenneth THIRLWALL	Kawasaki	ER6	SL	5	1:02.003	5	4.461	73.562	1:03.521
8	25	Jim PURVIS	Yamaha	FZR400	SL	5	1:04.124	3	6.582	71.129	1:04.390
9	79	Ashley ROBSON	Kawasaki	ZXR400	SL	3	1:04.627	3	7.085	70.576	1:05.698
10	900	Dean CRAWFORD	Suzuki	SV650	SL	7	1:04.664	6	7.122	70.535	1:05.631
11	189	Gary CRAIG	Suzuki	SV650	SL	7	1:05.923	7	8.381	69.188	1:06.984
12	74	Christine WATSON	Suzuki	SV650	SL	7	1:06.106	7	8.564	68.997	1:06.849
13	15	Keith DICKIE	Kawasaki	ER6	SL	2	1:11.985	2	14.443	63.362	1:18.230
14	16	Gerry KEIRNAN	Suzuki	SV650	SL	5	1:14.097	4	16.555	61.556	1:15.209

Clerk of the Course.

Orbits

Sig : Time :
 Chief Timekeeper : Ian Sharp (SMART Timing)
 Results available at www.mylaps.com and www.smart-timing.co.uk



Qualifying Results

KMSC National Motorcycle Racing AC

Sorted on best lap time

National Pre-Injection 600

Knockhill 1.267 miles

Warm Up 2

07/08/2016 08:45

Practice (10:00 Time) started at 8:41:00

Pos	No.	Name	Make/Model	CC	Class	Laps	Best Tm	In Lap	Diff	Best Speed	2nd Best
1	26	Alan McGREGOR	Yamaha	R6	Pl6	8	55.485	8		82.204	55.556
2	91	Lewis SHAND	Yamaha	R6 600	Pl6	6	55.512	6	0.027	82.164	55.651
3	47	Steven HADDOW	Yamaha	R6 600	Pl6	5	56.217	3	0.732	81.134	56.299
4	48	David McCafferty	Yamaha	R6 600	Pl6	8	56.415	7	0.930	80.849	56.870
5	88	Brian MARR	Yamaha	R6 600	Pl6	8	56.777	5	1.292	80.333	57.514
6	15	Jon DICKIE	Yamaha	R6 600	Pl6	8	56.940	7	1.455	80.103	57.120
7	89	Alex BASS	Yamaha	R6 600	Pl6	8	57.394	5	1.909	79.470	57.454
8	41	Kieran MURRAY	Kawasaki	ZX6 600	Pl6	3	58.631	3	3.146	77.793	59.877
9	127	Brendan GALL	Yamaha	R6 600	Pl6	8	58.776	8	3.291	77.601	58.794
10	11	Ross WATTS	Yamaha	YZF R6 600	Pl6	8	59.966	6	4.481	76.061	1:00.872
11	27	Darren ANDERSON	Kawasaki	ZXR 600	Pl6	5	1:10.730	5	15.245	64.486	1:11.629

Clerk of the Course.

Orbits

Sig : Time :
 Chief Timekeeper : Ian Sharp (SMART Timing)
 Results available at www.mylaps.com and www.smart-timing.co.uk



Qualifying Results

KMSC National Motorcycle Racing AC

Sorted on best lap time

Scottish Championship Superstock 600

Knockhill 1.267 miles

Warm Up 2

07/08/2016 09:00

Practice (10:00 Time) started at 8:51:16

Pos	No.	Name	Make/Model	CC	Class	Laps	Best Tm	In Lap	Diff	Best Speed	2nd Best
1	99	Callum GRIGOR	Kawasaki	ZX6R 600	S6	6	53.469	5		85.303	53.574
2	64	Sam MUNRO	Kawasaki	ZX6R 600	S6	5	53.665	5	0.196	84.992	53.729
3	45	Ewan GRAY	Kawasaki	ZX6R 600	S6	3	54.047	3	0.578	84.391	55.071
4	21	Sean COOPER	Kawasaki	ZX6R 600	S6	8	54.086	3	0.617	84.330	54.128
5	84	Kyle HARPER	Kawasaki	ZX6R 600	S6	9	55.485	9	2.016	82.204	56.011
6	11	Patrick FORMAN	Kawasaki	ZX6R 600	S6	5	56.112	5	2.643	81.286	56.761
7	85	Steve HORNE	Triumph	Dayton 675	S6	8	56.253	8	2.784	81.082	56.546
8	31	Torquil PATERSON	Yamaha	R6 600	S6	3	56.482	3	3.013	80.753	1:05.913
9	35	Kevin GILES	Kawasaki	ZX6R 600	S6	8	57.165	7	3.696	79.788	57.419
10	87	Steven ALLISON	Kawasaki	ZX6R 600	S6	8	57.475	8	4.006	79.358	57.702
11	89	David MUNRO	Yamaha	R6 600	S6	7	58.560	6	5.091	77.888	59.462
12	58	Barry STEWART	Yamaha	R6 600	S6	6	58.912	6	5.443	77.422	59.754
13	79	Ashley ROBSON	Kawasaki	ZX6R 600	S6	3	1:01.111	3	7.642	74.636	1:01.296

Clerk of the Course.

Orbits

Sig : Time :
 Chief Timekeeper : Ian Sharp (SMART Timing)
 Results available at www.mylaps.com and www.smart-timing.co.uk



Qualifying Results

KMSC National Motorcycle Racing AC

Sorted on best lap time

KMSC Open Post Classics / Classics

Knockhill 1.267 miles

Warm Up 2

07/08/2016 09:15

Practice (10:00 Time) started at 9:01:31

Pos	No.	Name	Make/Model	CC	Class	Laps	Best Tm	In Lap	Diff	Best Speed	2nd Best
1	51	Neil MUNRO	Honda	CBR500	PC	5	1:00.989	5		74.785	1:02.139
2	298	Donald HENRY	Suzuki	Bandit 600	PC	3	1:02.159	3	1.170	73.378	1:04.719
3	48	Mark BOWRAN	Honda	CBR600	PC	6	1:02.271	3	1.282	73.246	1:03.663
4	12	Dan JAMES	Ducati	620	PC	8	1:03.018	8	2.029	72.378	1:03.748
5	13	Andrew BARTON	Honda	CB500	PC	7	1:04.427	5	3.438	70.795	1:04.569
6	333	Peter DOLAN	Honda	CB500	PC	7	1:07.201	7	6.212	67.872	1:08.268
7	25	Andrew KIRKWOOD	Honda	CB500	PC	7	1:07.411	7	6.422	67.661	1:08.096
8	117	Lianne MAYHEW	Kawasaki	ZX6R 400	SL	5	1:10.587	4	9.598	64.617	1:10.953
9	118	Rod WALKER	Kawasaki	ZXR400	SL	2	1:20.974	2	19.985	56.328	1:27.134

Clerk of the Course.

Orbits

Sig :

Time :

Chief Timekeeper : Ian Sharp (SMART Timing)

Results available at www.mylaps.com and www.smart-timing.co.uk

Printed: 07/08/2016 18:30:19



Qualifying Results

KMSC National Motorcycle Racing AC


KMSC Open Post Classics / Classics

Knockhill 1.267 miles

Warm Up 2

07/08/2016 09:15

Practice (10:00 Time) started at 9:01:31



Lap	Time of Day	Lap Tm	S1	S2	S3	SFSpd	S1Spd	Lap	Time of Day	Lap Tm	S1	S2	S3	SFSpd	S1Spd
(51) Neil MUNRO								1	9:08:38.046	1:27.134	27.495	31.661	27.978	37.659	82.951
1	9:02:53.847	1:14.518	27.052	25.524	21.942	38.151	88.884	2	9:09:59.020	1:20.974	23.439	29.898	27.637	93.988	83.260
2	9:03:57.416	1:03.569	18.858	23.470	21.241	111.846	102.926								
3	9:04:59.555	1:02.139	18.217	23.105	20.817	113.166	103.402								
4	9:06:01.803	1:02.248	17.475	23.881	20.892	116.304	103.084								
5	9:07:02.792	1:00.989	17.356	22.726	20.907	114.129	101.832								
(298) Donald HENRY															
1	9:02:47.191	1:10.511	22.340	25.402	22.769	47.934	89.957								
2	9:03:51.910	1:04.719	19.370	23.824	21.525	105.681	101.832								
3	9:04:54.069	1:02.159	17.793	23.091	21.275	108.588	100.914								
(48) Mark BOWRAN															
1	9:04:34.293	1:15.113	23.477	28.286	23.350	46.313	92.054								
2	9:05:39.226	1:04.933	18.830	24.750	21.353	102.454	100.310								
3	9:06:41.497	1:02.271	18.047	23.279	20.945	108.764	101.371								
4	9:07:45.160	1:03.663	17.983	23.601	22.079	110.739	100.762								
5	9:08:49.180	1:04.020	18.452	23.874	21.694	109.118	99.566								
6	9:09:54.526	1:05.346	18.433	24.460	22.453	106.520	100.611								
(12) Dan JAMES															
1	9:02:48.342	1:12.166	22.486	26.021	23.659	44.679	87.837								
2	9:03:54.406	1:06.064	19.683	24.456	21.925	95.595	91.427								
3	9:04:58.154	1:03.748	18.572	23.852	21.324	100.161	94.785								
4	9:06:03.210	1:05.056	18.296	24.056	22.704	102.298	94.385								
5	9:07:06.962	1:03.752	18.566	23.460	21.726	102.926	94.919								
6	9:08:11.369	1:04.407	18.303	24.057	22.047	105.681	93.335								
7	9:09:15.571	1:04.202	18.031	24.433	21.738	103.561	94.651								
8	9:10:18.589	1:03.018	18.300	23.353	21.365	102.298	93.857								
(13) Andrew BARTON															
1	9:02:46.008	1:11.306	22.617	25.745	22.944	45.282	89.596								
2	9:03:52.275	1:06.267	19.339	24.588	22.340	95.053	92.947								
3	9:04:57.201	1:04.926	18.850	24.165	21.911	96.697	93.595								
4	9:06:02.380	1:05.179	18.399	24.432	22.348	98.688	93.595								
5	9:07:06.807	1:04.427	18.555	23.910	21.962	96.836	92.818								
6	9:08:11.376	1:04.569	18.309	23.861	22.399	100.011	92.435								
7	9:09:16.893	1:05.517	18.712	24.552	22.253	98.111	92.308								
(333) Peter DOLAN															
1	9:02:48.299	1:12.866	22.162	26.581	24.123	48.383	87.153								
2	9:03:58.053	1:09.754	20.218	25.690	23.846	90.077	90.932								
3	9:05:08.814	1:10.761	20.623	25.740	24.398	92.054	91.552								
4	9:06:17.342	1:08.528	19.186	25.648	23.694	93.726	91.303								
5	9:07:25.610	1:08.268	20.227	24.828	23.213	93.857	88.767								
6	9:08:37.997	1:12.387	19.481	26.265	26.641	95.731	86.814								
7	9:09:45.198	1:07.201	18.888	24.526	23.787	93.205	90.320								
(25) Andrew KIRKWOOD															
1	9:02:46.334	1:12.828	22.738	26.376	23.714	45.069	87.494								
2	9:03:57.397	1:11.063	21.393	25.887	23.783	90.198	88.183								
3	9:05:07.501	1:10.104	21.097	25.401	23.606	91.303	89.120								
4	9:06:16.904	1:09.403	20.028	25.582	23.793	92.181	88.767								
5	9:07:25.000	1:08.096	19.949	25.011	23.136	92.947	88.767								
6	9:08:35.605	1:10.605	19.837	25.785	24.983	96.005	88.299								
7	9:09:43.016	1:07.411	19.376	24.685	23.350	94.385	88.649								
(117) Lianne MAYHEW															
1	9:04:34.848	1:17.053	24.079	28.268	24.706	41.373	86.702								
2	9:05:46.627	1:11.779	20.900	26.655	24.224	95.188	92.690								
3	9:06:58.293	1:11.666	20.777	27.234	23.655	100.762	90.686								
4	9:08:08.880	1:10.587	20.302	26.698	23.587	101.678	92.562								
5	9:09:19.833	1:10.953	19.730	27.502	23.721	102.454	93.205								
(118) Rod WALKER															

Clerk of the Course.

 Sig : Time :
 Chief Timekeeper : Ian Sharp (SMART Timing)

 Results available at www.mylaps.com and www.smart-timing.co.uk

Printed: 07/08/2016 18:57:10

Orbits



Qualifying Results

KMSC National Motorcycle Racing AC

Sorted on best lap time

Scottish Championship Superbikes & KMSC Clubmans

Knockhill 1.267 miles

Warm Up 2

07/08/2016 09:30

Practice (10:00 Time) started at 9:15:00

Pos	No.	Name	Make/Model	CC	Class	Laps	Best Tm	In Lap Diff	Best Speed	2nd Best
1	119	Kristopher DUNCAN	Kawasaki	ZX10	SB	7	53.833		84.727	53.883
2	34	John DEAN	Suzuki	GSXR1000K9	SB	9	53.972	0.139	84.508	54.346
3	55	Scott SHAND	Yamaha	YZF R1	SB	5	54.198	0.365	84.156	55.710
4	112	William MONIE	Kawasaki	ZX10R	SB	9	54.377	0.544	83.879	54.616
5	6	Alan DAVISON	Kawasaki	ZX10R	C	9	54.432	0.599	83.794	54.694
6	31	Torquil PATERSON	MV Agusta	F3 800	SB	4	54.957	1.124	82.994	56.909
7	7	James LAING	BMW	S1000RR	SB	8	55.113	1.280	82.759	55.355
8	33	Graeme BODEL	BMW	S1000RR	C	9	55.279	1.446	82.510	55.789
9	71	Gavin JONES	Honda	CBR1000RR	C	6	55.790	1.957	81.755	56.164
10	85	Steven HORNE	Triumph	Daytona 675	C	8	56.111	2.278	81.287	56.273
11	122	David SUDES	Suzuki	GSXR 1000	C	6	56.694	2.861	80.451	56.830
12	4	Daniel MacLEAN	Kawasaki	ZX10R	C	4	57.186	3.353	79.759	58.024
13	82	Geraint JONES	Suzuki	GSXR1000	C	6	57.654	3.821	79.111	57.957
14	144	Aran SADLER	Kawasaki	ZX10	C	4	57.680	3.847	79.076	58.732
15	67	Des BURNS	Kawasaki	ZX10R	C	3	57.751	3.918	78.979	1:00.057
16	151	Scott MILLER	Yamaha	R6	C	8	1:00.004	6.171	76.013	1:00.397
17	69	Rodney SCOTT	BMW	S1000RR	C	4	1:00.131	6.298	75.853	1:01.913
18	37	Steven PATTERSON	Yamaha	YZF R1	C	5	1:00.425	6.592	75.484	1:00.471
19	41	Lukasz PIEC	Yamaha	R1	SB	7	1:00.621	6.788	75.239	1:01.312
20	16	Bob STORRAR	Yamaha	R1	C	6	1:00.950	7.117	74.833	1:01.606
21	26	Steven MacINTYRE	Suzuki	GSXR1000	C	7	1:01.290	7.457	74.418	1:01.304
22	12	Gordon McDONALD	Honda	CBR1000	C	7	1:01.981	8.148	73.589	1:02.558
23	54	Gordon DUNCAN	Ducati	Panigale 899	C	3	1:02.055	8.222	73.501	1:02.930
24	23	Alex MacLEOD	Suzuki	GSXR	C	4	1:08.798	14.965	66.297	1:10.081

Clerk of the Course.

Orbits

Sig : Time :
 Chief Timekeeper : Ian Sharp (SMART Timing)
 Results available at www.mylaps.com and www.smart-timing.co.uk



Qualifying Results

KMSC National Motorcycle Racing AC


Scottish Championship Superbikes & KMSC Clubmans

Knockhill 1.267 miles

Warm Up 2

07/08/2016 09:30

Practice (10:00 Time) started at 9:15:00



Lap	Time of Day	Lap Tm	S1	S2	S3	SFSpd	S1Spd
(119) Kristopher DUNCAN							
1	9:16:01.333	58.832	18.448	21.845	18.539	56.393	127.339
2	9:16:57.572	56.239	15.849	22.214	18.176	132.362	131.326
3	9:17:51.709	54.137	15.186	20.803	18.148	136.675	134.215
4	9:18:45.592	53.883	15.264	20.507	18.112	135.025	132.102
5	9:19:39.425	53.833	15.249	20.293	18.291	138.366	128.559
6	9:20:35.508	56.083	14.954	22.116	19.013	140.099	133.680
7	9:21:31.806	56.298	15.062	21.965	19.271	138.366	132.102
(34) John DEAN							
1	9:16:00.904	59.558	18.502	21.990	19.066	54.692	126.142
2	9:16:56.996	56.092	16.268	21.184	18.640	133.415	129.302
3	9:17:51.729	54.733	15.624	20.677	18.432	137.516	128.068
4	9:18:47.150	55.421	15.629	20.566	19.226	136.398	130.560
5	9:19:42.092	54.942	15.264	21.513	18.165	140.099	129.802
6	9:20:36.064	53.972	15.380	20.664	17.928	140.099	128.068
7	9:21:32.320	56.256	15.280	21.968	19.008	139.227	133.150
8	9:22:27.704	55.384	15.406	21.038	18.940	139.517	130.560
9	9:23:22.050	54.346	15.359	20.723	18.264	141.279	131.842
(55) Scott SHAND							
1	9:16:08.672	1:01.686	19.384	22.760	19.542	49.416	121.133
2	9:17:06.291	57.619	16.476	22.129	19.014	130.053	121.133
3	9:18:03.375	57.084	15.873	21.674	19.537	132.102	125.435
4	9:18:57.573	54.198	15.542	20.515	18.141	133.150	127.339
5	9:19:53.283	55.710	15.538	21.835	18.337	134.484	130.814
(112) William MONIE							
1	9:16:09.088	1:02.354	20.548	22.966	18.840	51.661	102.768
2	9:17:06.370	57.282	16.376	22.214	18.692	138.081	127.339
3	9:18:02.346	55.976	15.459	21.689	18.828	142.782	130.560
4	9:18:56.962	54.616	15.236	20.740	18.640	140.982	132.362
5	9:19:52.663	55.701	15.866	21.510	18.325	135.025	130.053
6	9:20:48.488	55.825	15.415	20.902	19.508	142.177	128.313
7	9:21:42.865	54.377	15.695	20.512	18.170	140.099	132.102
8	9:22:38.118	55.253	15.575	20.868	18.810	140.982	125.435
9	9:23:32.932	54.814	15.257	20.887	18.670	142.479	131.070
(6) Alan DAVISON							
1	9:16:07.694	1:03.609	19.587	23.743	20.279	54.961	110.012
2	9:17:05.150	57.456	16.876	21.803	18.777	118.985	125.435
3	9:18:00.920	55.770	15.625	21.677	18.468	136.121	126.380
4	9:18:56.695	55.775	15.194	20.990	19.591	135.025	129.802
5	9:19:51.127	54.432	15.111	20.819	18.502	131.842	128.559
6	9:20:47.603	56.476	15.256	21.854	19.366	139.227	112.976
7	9:21:42.297	54.694	15.252	20.720	18.722	137.516	130.053
8	9:22:41.660	59.363	16.705	22.776	19.882	125.201	108.413
9	9:23:40.760	59.100	16.284	22.422	20.394	120.480	119.196
(31) Torquil PATERSON							
1	9:16:18.546	1:05.357	21.279	23.725	20.353	50.994	118.356
2	9:17:17.759	59.213			19.644	122.236	
3	9:18:14.668	56.909		21.468	18.944	126.618	126.857
4	9:19:09.625	54.957	15.501	20.601	18.855	133.415	126.142
(7) James LAING							
1	9:16:59.448	1:02.167	18.445	23.569	20.153	57.653	123.133
2	9:17:57.947	58.499	16.663	22.752	19.084	129.302	123.133
3	9:18:56.509	58.562	15.976	22.222	20.364	134.754	125.201
4	9:19:52.579	56.070	15.968	21.566	18.536	133.415	124.044
5	9:20:50.055	57.476	16.121	22.830	18.525	135.298	101.371
6	9:21:46.101	56.046	16.130	21.335	18.581	130.814	123.815
7	9:22:41.456	55.355	15.523	21.194	18.638	135.025	125.670
8	9:23:36.569	55.113	15.567	20.998	18.548	133.947	128.313

Lap	Time of Day	Lap Tm	S1	S2	S3	SFSpd	S1Spd
(33) Graeme BODEL							
1	9:16:07.749	1:02.893	19.182	23.912	19.799	58.152	118.356
2	9:17:06.102	58.353	17.246	21.934	19.173	126.142	127.581
3	9:18:03.595	57.493	16.447	21.739	19.307	129.302	129.302
4	9:18:59.870	56.275	15.937	21.370	18.968	127.581	129.802
5	9:19:55.986	56.116	16.094	21.384	18.638	130.053	124.504
6	9:20:51.775	55.789	15.336	21.722	18.731	136.675	129.551
7	9:21:49.138	57.363	15.331	22.277	19.755	137.234	126.857
8	9:22:44.417	55.279	15.305	21.186	18.788	134.484	130.053
9	9:23:40.382	55.965	15.648	21.287	19.030	135.571	128.313
(71) Gavin JONES							
1	9:16:07.955	1:02.560	18.886	23.913	19.761	59.282	120.915
2	9:17:04.866	56.911	16.440	21.455	19.016	134.754	128.805
3	9:18:00.656	55.790	15.639	21.422	18.729	138.939	128.559
4	9:18:56.820	56.164	15.528	21.279	19.357	139.808	125.435
5	9:19:53.167	56.347	15.928	21.880	18.539	134.754	128.559
6	9:20:50.738	57.571	15.973	22.781	18.817	139.808	114.323
(85) Steven HORNE							
1	9:16:08.773	1:02.799	18.929	23.811	20.059	56.016	121.572
2	9:17:07.390	58.617	17.370	22.346	18.901	129.551	121.792
3	9:18:04.161	56.771	15.764	21.920	19.087	138.366	125.670
4	9:19:00.434	56.273	16.000	21.526	18.747	135.845	126.142
5	9:19:57.186	56.752	15.976	21.951	18.825	136.121	121.352
6	9:20:53.297	56.111	15.485	21.708	18.918	138.366	124.044
7	9:21:51.605	58.308	17.096	21.345	19.867	134.754	122.683
8	9:22:48.019	56.414	15.633	21.952	18.829	133.947	123.815
(122) David SUDES							
1	9:16:17.233	1:07.793	21.313	25.417	21.063	44.442	111.105
2	9:17:20.506	1:03.273	18.285	24.470	20.518	122.459	117.526
3	9:18:19.683	59.177	17.029	22.300	19.848	124.735	124.044
4	9:19:17.277	57.594	16.447	21.894	19.253	131.070	120.915
5	9:20:14.107	56.830	16.035	21.735	19.060	135.298	124.044
6	9:21:10.801	56.694	15.915	21.599	19.180	133.680	121.792
(4) Daniel MacLEAN							
1	9:16:17.273	1:06.624	20.850	25.138	20.636	44.179	119.196
2	9:17:17.455	1:00.182	17.332	23.177	19.673	124.735	127.824
3	9:18:14.641	57.186	16.338	21.737	19.111	131.326	129.302
4	9:19:12.665	58.024	16.892	22.056	19.076	136.121	127.339
(82) Geraint JONES							
1	9:16:21.656	1:09.453	21.937	26.649	20.867	54.559	104.366
2	9:17:22.212	1:00.556	17.724	22.845	19.987	118.147	118.356
3	9:18:23.183	1:00.971	17.442	22.918	20.611	124.968	124.273
4	9:19:22.620	59.437	17.427	22.405	19.605	127.824	116.709
5	9:20:20.577	57.957	16.649	22.011	19.297	135.298	124.273
6	9:21:18.231	57.654	16.365	21.817	19.472	133.680	121.792
(144) Aran SADLER							
1	9:16:16.926	1:08.710	22.039	25.538	21.133	43.861	103.402
2	9:17:17.545	1:00.619	17.014	23.349	20.256	123.587	119.409
3	9:18:16.277	58.732	16.912	22.150	19.670	125.435	122.683
4	9:19:13.957	57.680	16.156	22.103	19.421	134.215	123.587
(67) Des BURNS							
1	9:16:05.773	1:02.341	19.123	23.350	19.868	58.866	121.792
2	9:17:03.524	57.751	16.284	22.184	19.283	133.680	127.581
3	9:18:03.581	1:00.057	16.686	23.169	20.202	130.306	124.044
(151) Scott MILLER							
1	9:16:23.630	1:09.849	22.080	26.273	21.496	51.423	90.809
2	9:17:27.357	1:03.727	18.407	24.215	21.105	131.070	103.402
3	9:18:30.743	1:03.386	18.527	23.808	21.051	125.905	117.526


Clerk of the Course.

 Sig : Time :
 Chief Timekeeper : Ian Sharp (SMART Timing)

 Results available at www.mylaps.com and www.smart-timing.co.uk

Printed: 07/08/2016 19:00:13

Orbits



Qualifying Results

KMSC National Motorcycle Racing AC

Scottish Championship Superbikes & KMSC Clubmans

Knockhill 1.267 miles

Warm Up 2

07/08/2016 09:30

Practice (10:00 Time) started at 9:15:00

Lap	Time of Day	Lap Tm	S1	S2	S3	SFSpd	S1Spd	Lap	Time of Day	Lap Tm	S1	S2	S3	SFSpd	S1Spd
4	9:19:31.362	1:00.619	17.089	23.190	20.340	132.362	118.147								
5	9:20:31.801	1:00.439	17.140	23.414	19.885	132.102	116.103								
6	9:21:32.864	1:01.063	17.308	23.298	20.457	133.947	115.903								
7	9:22:33.261	1:00.397	16.830	22.487	21.080	131.070	115.504								
8	9:23:33.265	1:00.004	17.066	22.815	20.123	129.802	117.526								

(69) Rodney SCOTT

1	9:16:26.074	1:07.519	22.212	25.494	19.813	45.312	100.914
2	9:17:27.987	1:01.913	17.730	23.954	20.229	119.621	128.313
3	9:19:26.107	1:58.120	17.856	23.443	1:16.821	115.703	123.360
4	9:20:26.238	1:00.131	17.509	23.494	19.128	61.341	128.068

(37) Steven PATTERSON

1	9:16:24.040	1:07.036	21.342	24.719	20.975	44.413	115.305
2	9:17:28.326	1:04.286	18.328	24.835	21.123	114.518	112.597
3	9:18:30.937	1:02.611	18.430	23.725	20.456	122.683	115.703
4	9:19:31.362	1:00.425	17.419	23.111	19.895	116.709	120.049
5	9:20:31.833	1:00.471	17.560	23.364	19.547	124.968	118.356

(41) Lukasz PIEC

1	9:16:34.007	1:18.268	22.954	29.929	25.385	44.888	97.117
2	9:17:42.609	1:08.602	19.749	26.570	22.283	113.166	102.454
3	9:18:47.679	1:05.070	18.543	25.330	21.197	126.857	108.588
4	9:19:50.592	1:02.913	17.539	24.899	20.475	131.070	107.717
5	9:20:53.120	1:02.528	17.991	24.236	20.301	131.326	102.454
6	9:21:54.432	1:01.312	17.252	23.761	20.299	132.102	111.660
7	9:22:55.053	1:00.621	17.240	23.813	19.568	127.581	107.372

(16) Bob STORRAR

1	9:16:21.879	1:10.320	22.448	26.485	21.387	48.140	102.454
2	9:17:25.762	1:03.883	19.078	24.099	20.706	108.941	109.832
3	9:18:27.673	1:01.911	17.712	23.882	20.317	117.526	113.549
4	9:19:29.944	1:02.271	17.620	24.248	20.403	116.304	106.015
5	9:20:31.550	1:01.606	17.470	24.165	19.971	115.305	111.290
6	9:21:32.500	1:00.950	16.945	23.652	20.353	122.683	114.714

(26) Steven MacINTYRE

1	9:16:33.338	1:15.840	22.560	28.941	24.339	44.034	102.768
2	9:17:39.321	1:05.983	18.291	25.847	21.845	121.792	107.544
3	9:18:43.274	1:03.953	17.898	24.672	21.383	119.196	112.976
4	9:19:45.621	1:02.347	17.430	24.351	20.566	124.735	110.739
5	9:20:47.670	1:02.049	17.303	23.984	20.762	126.142	116.709
6	9:21:48.960	1:01.290	16.856	23.749	20.685	126.380	113.549
7	9:22:50.264	1:01.304	17.231	23.853	20.220	124.273	112.033

(12) Gordon McDONALD

1	9:16:33.945	1:16.004	22.505	28.803	24.696	45.745	101.066
2	9:17:39.786	1:05.841	18.109	25.941	21.791	117.940	105.020
3	9:18:43.876	1:04.090	17.978	25.034	21.078	118.775	106.351
4	9:19:46.903	1:03.027	17.284	25.076	20.667	126.380	104.529
5	9:20:49.468	1:02.565	17.266	23.905	21.394	124.968	112.220
6	9:21:52.026	1:02.558	16.955	24.310	21.293	126.618	105.020
7	9:22:54.007	1:01.981	17.421	23.817	20.743	114.910	108.764

(54) Gordon DUNCAN

1	9:16:17.934	1:07.943	21.710	25.618	20.615	45.807	101.524
2	9:17:20.864	1:02.930	17.910	24.547	20.473	118.775	106.015
3	9:18:22.919	1:02.055	17.413	24.041	20.601	115.903	119.196

(23) Alex MacLEOD

1	9:16:35.711	1:19.331	25.704	29.721	23.906	42.233	85.162
2	9:17:47.015	1:11.304	19.780	27.584	23.940	114.910	103.721
3	9:18:57.096	1:10.081	19.264	27.366	23.451	117.526	108.413
4	9:20:05.894	1:08.798	19.261	26.922	22.615	114.518	103.084

Clerk of the Course.

Sig : Time :

Chief Timekeeper : Ian Sharp (SMART Timing)

Results available at www.mylaps.com and www.smart-timing.co.uk

Printed: 07/08/2016 19:00:13

Orbits



Qualifying Results

KMSC National Motorcycle Racing AC

KMSC 125's

Knockhill 1.267 miles

Warm Up 2

07/08/2016 09:45

Practice (10:00 Time) started at 9:25:39

Lap	Time of Day	Lap Tm	S1	S2	S3	SFSpd	S1Spd	Lap	Time of Day	Lap Tm	S1	S2	S3	SFSpd	S1Spd
-----	-------------	--------	----	----	----	-------	-------	-----	-------------	--------	----	----	----	-------	-------

(9) Rishon HICKEY

1	9:27:11.746	1:18.699	26.493	26.686	25.520	32.848	82.645
2	9:28:17.232	1:05.486	19.726	23.528	22.232	87.722	
3	9:29:23.956	1:06.724	18.995	25.406	22.323	90.198	87.837
4	9:30:29.553	1:05.597	19.038	23.965	22.594	90.809	84.306
5	9:31:35.391	1:05.838	19.391	23.532	22.915	90.809	86.702
6	9:32:43.421	1:08.030	19.127	23.598	25.305		86.814
7	9:33:48.842	1:05.421	19.036	23.846	22.539		87.153

(88) Lewis NICOL

1	9:27:15.424	1:24.340	28.443	29.311	26.586	40.184	82.341
2	9:28:36.696	1:21.272	25.545	30.360	25.367	77.941	70.714
3	9:29:48.997	1:12.301	21.278	25.682	25.341	89.002	85.487
4	9:30:59.887	1:10.890	21.353	25.220	24.317	89.239	83.363
5	9:32:08.921	1:09.034	20.366	24.957	23.711	88.767	86.479
6	9:33:16.643	1:07.722	20.234	24.201	23.287		85.706
7	9:34:23.422	1:06.779	19.916	23.880	22.983		87.266

(27) James McLAREN

1	9:27:52.138	1:17.346	24.770	26.893	25.683	38.108	81.441
2	9:29:59.836	2:07.698	21.508	26.376	1:19.814	83.363	81.540
3	9:31:14.949	1:15.113	23.351	26.307	25.455	44.531	78.397
4	9:32:25.516	1:10.567	20.420	25.328	24.819		80.368
5	9:33:36.124	1:10.608	20.605	25.332	24.671		80.950

(47) Joel BAVIDGE

1	9:27:18.578	1:24.889	27.659	29.183	28.047	31.083	79.795
2	9:28:37.337	1:18.759	23.330	28.030	27.399	75.402	80.465
3	9:29:51.992	1:14.655	22.294	26.048	26.313	78.305	80.081
4	9:31:07.327	1:15.335	22.046	27.182	26.107	79.890	79.511
5	9:32:22.187	1:14.860	21.630	26.627	26.603		80.853
6	9:33:36.250	1:14.063	21.235	26.910	25.918		80.176

(3) Cameron LOW

1	9:27:12.165	1:27.505	27.538	29.497	30.470	35.116	77.047
2	9:28:30.996	1:18.831	22.932	28.801	27.098	76.870	80.465
3	9:30:18.763	1:47.767	22.251	28.497	25.019	80.465	76.870
4	9:31:38.478	1:19.715	23.577	28.876	27.262	47.192	74.647
5	9:32:55.655	1:17.177	21.261	27.662	28.254		77.313
6	9:34:12.330	1:16.675	21.635	27.884	27.156		76.086

(20) Jack HART

1	9:27:16.133	1:28.231	29.226	31.275	27.730	35.639	68.970
2	9:28:39.184	1:23.051	25.195	30.758	27.098	73.502	71.773
3	9:29:57.441	1:18.257	22.972	28.605	26.680	79.323	78.305
4	9:31:17.845	1:20.404	23.202	28.843	28.359	78.765	79.606
5	9:32:35.589	1:17.744	23.000	27.942	26.802		78.950
6	9:33:52.862	1:17.273	22.495	27.984	26.794		79.511

(15) Finlay MILNE

1	9:27:13.192	1:26.685	27.140	30.437	29.108	35.043	75.148
2	9:28:34.348	1:21.156	25.243	28.700	27.213	73.745	73.664
3	9:29:55.493	1:21.145	24.583	28.341	28.221	76.607	72.236
4	9:32:11.866	2:16.373	23.503	29.930	1:22.940	75.914	73.502
5	9:33:34.820	1:22.954	25.173	29.614	28.167	39.244	69.542

(21) Marc GIBSON

1	9:27:23.126	1:34.202	33.287	30.983	29.932	35.639	73.826
2	9:28:44.701	1:21.575	24.529	29.037	28.009	74.981	82.240
3	9:31:27.548	2:42.847	23.648	29.499	1:49.700	79.985	80.272

(8) Cameron McPHERSON

1	9:27:13.195	1:23.657	27.291	28.713	27.653	39.107	74.730
2	9:29:15.333	2:02.138	25.371	29.482	1:07.285	61.965	74.070
3	9:30:38.604	1:23.271	23.090	25.919	34.262	45.069	82.139

Clerk of the Course.

Sig :

Time :

Chief Timekeeper : Ian Sharp (SMART Timing)

Results available at www.mylaps.com and www.smart-timing.co.uk

Printed: 07/08/2016 18:56:23

Orbits



Qualifying Results

KMSC National Motorcycle Racing AC
Sorted on best lap time

KMSC 125's

Knockhill 1.267 miles

Warm Up 2

07/08/2016 09:45

Practice (10:00 Time) started at 9:25:39

Pos	No.	Name	Make/Model	CC	Class	Laps	Best Tm	In Lap	Diff	Best Speed	2nd Best
1	9	Rishon HICKEY	Aprilia	RS125	F125	7	1:05.421	7		69.719	1:05.486
2	88	Lewis NICOL	Aprilia	RS125	F125	7	1:06.779	7	1.358	68.301	1:07.722
3	27	James McLAREN	Aprilia	RS125	F125	5	1:10.567	4	5.146	64.635	1:10.608
4	47	Joel BAVIDGE	Aprilia	RS125	F125	6	1:14.063	6	8.642	61.584	1:14.655
5	3	Cameron LOW	Aprilia	RS125	F125	6	1:16.675	6	11.254	59.486	1:17.177
6	20	Jack HART	Aprilia	RS125	F125	6	1:17.273	6	11.852	59.026	1:17.744
7	15	Finlay MILNE	Aprilia	RS125	F125	5	1:21.145	3	15.724	56.209	1:21.156
8	21	Marc GIBSON	Aprilia	RS125	F125	3	1:21.575	2	16.154	55.913	1:34.202
9	8	Cameron McPHERSON	Aprilia	RS125	F125	3	1:23.271	3	17.850	54.774	1:23.657

Clerk of the Course.

Orbits

Sig :

Time :

Chief Timekeeper : Ian Sharp (SMART Timing)

 Results available at www.mylaps.com and www.smart-timing.co.uk


Qualifying Results

KMSC National Motorcycle Racing AC

Sorted on best lap time

KMSC Sidecars

Knockhill 1.267 miles

Warm Up 2

07/08/2016 10:00

Practice (10:00 Time) started at 9:36:12

Pos	No.	Name	Make/Model	CC	Class	Laps	Best Tm	In Lap Diff	Best Speed	2nd Best
1	111	HOSKISSON / HARDIE	Baker	750	SC	5	1:01.452	4	74.222	1:01.491
2	964	ANDERSON / MAYHEW	Molyneux	DMR	SC	5	1:01.893	3 0.441	73.693	1:01.898
3	55	SOUTER / HUGHES	LCR	F2 750	SC	6	1:06.222	6 4.770	68.876	1:07.230
4	5	ANDREWS Snr / NIX	RCN	GSXR 1000	SC	4	1:07.779	3 6.327	67.294	1:09.311
5	57	McKINLAY / YUILL	Sherrbourne	600RR	SC	6	1:10.158	5 8.706	65.012	1:11.057
6	50	BROWNE / McKAY	Baker / Ireson	600	SC	6	1:17.628	4 16.176	58.756	1:18.620

Clerk of the Course.

Orbits

Sig : Time :
 Chief Timekeeper : Ian Sharp (SMART Timing)
 Results available at www.mylaps.com and www.smart-timing.co.uk



Qualifying Results

KMSC National Motorcycle Racing AC

KMSC Sidecars

Knockhill 1.267 miles

Warm Up 2

07/08/2016 10:00

Practice (10:00 Time) started at 9:36:12

Lap	Time of Day	Lap Tm	S1	S2	S3	SFSpd	S1Spd	Lap	Time of Day	Lap Tm	S1	S2	S3	SFSpd	S1Spd
-----	-------------	--------	----	----	----	-------	-------	-----	-------------	--------	----	----	----	-------	-------

(111) HOSKISSON / HARDIE

1	9:37:25.585	1:09.484	21.615	25.949	21.920	39.153	98.979								
2	9:38:28.058	1:02.473	17.914	23.457	21.102	113.742	108.238								
3	9:39:29.549	1:01.491	17.661	22.989	20.841	113.935	109.653								
4	9:40:31.001	1:01.452	17.665	23.028	20.759	115.703	108.764								
5	9:41:33.400	1:02.399	18.975	22.544	20.880	116.103	108.064								

(964) ANDERSON / MAYHEW

1	9:37:40.476	1:14.725	25.413	27.048	22.264	37.056	88.532								
2	9:38:43.262	1:02.786	17.615	23.741	21.430	107.030	100.914								
3	9:39:45.155	1:01.893	17.131	23.655	21.107	108.064	102.611								
4	9:40:47.053	1:01.898	17.398	23.496	21.004	109.474	101.371								
5	9:41:49.527	1:02.474	17.608	23.582	21.284	108.941	99.419								

(55) SOUTER / HUGHES

1	9:37:45.787	1:19.048	24.985	29.849	24.214	40.305	91.552								
2	9:38:53.017	1:07.230	19.722	25.210	22.298	101.371	101.678								
3	9:40:00.737	1:07.720	19.768	25.210	22.742	107.030	95.188								
4	9:41:08.918	1:08.181	19.742	25.635	22.804	104.856	97.117								
5	9:42:16.992	1:08.074	20.902	25.473	21.699	97.257	90.932								
6	9:43:23.214	1:06.222	19.118	25.475	21.629	109.474	95.323								

(5) ANDREWS Snr / NIX

1	9:37:46.037	1:21.387	26.251	30.413	24.723	30.476	88.068								
2	9:38:55.348	1:09.311	20.665	25.833	22.813	88.532	92.818								
3	9:40:03.127	1:07.779	19.378	25.669	22.732	109.296	99.566								
4	9:41:26.645	1:23.518	20.049	38.637	24.832	108.064	92.818								

(57) McKINLAY / YUILL

1	9:37:45.962	1:26.712	27.155	31.717	27.840	31.910	68.407								
2	9:39:04.592	1:18.630	24.839	27.743	26.048	74.316	77.224								
3	9:40:18.250	1:13.658	21.982	27.723	23.953	84.946	82.951								
4	9:41:30.403	1:12.153	21.618	26.715	23.820	85.379	85.487								
5	9:42:40.561	1:10.158	20.645	26.146	23.367	89.836	88.649								
6	9:43:51.618	1:11.057	20.637	26.614	23.806	96.419	84.200								

(50) BROWNE / McKAY

1	9:37:48.103	1:26.178	26.607	32.025	27.546	34.082	79.136								
2	9:39:09.263	1:21.160	24.229	30.281	26.650	97.967	87.153								
3	9:40:29.359	1:20.096	22.712	29.963	27.421	100.161	87.837								
4	9:41:46.987	1:17.628	22.300	29.160	26.168	100.914	91.427								
5	9:43:06.490	1:19.503	22.342	30.081	27.080	99.566	81.244								
6	9:44:25.110	1:18.620	22.719	30.137	25.764	94.518	89.957								

Clerk of the Course.

Sig : Time :
 Chief Timekeeper : Ian Sharp (SMART Timing)
 Results available at www.mylaps.com and www.smart-timing.co.uk

Printed: 07/08/2016 18:57:53

Orbits



Race Results

KMSC National Motorcycle Racing AC

Sorted on Laps

KMSC Lightweights

Knockhill 1.267 miles

Race 16 - 2nd Race

07/08/2016 10:15

Race (10 Laps) started at 9:49:30

Pos	No.	Name	Make/Model	CC	Class	Laps	Total Tm	Diff	Best Tm	In Lap	Best Speed
1	49	Paul McCLUNG	Kawasaki	ER6	SL	10	9:17.927		54.444	3	83.776
2	119	Kristopher DUNCAN	Kawasaki	ER6	SL	10	9:32.844	14.917	56.167	6	81.206
3	179	Bruce BIRNIE	Suzuki	SV650	SL	10	9:44.304	26.377	56.793	8	80.311
4	11	Lewis PATERSON	Suzuki	SV650	SL	10	9:45.869	27.942	57.211	8	79.724
5	5	Gillian McGAW	Kawasaki	650	SL	10	9:46.924	28.997	57.290	9	79.614
6	85	Steven HORNE	Kawasaki	ER6	SL	10	9:46.941	29.014	56.236	5	81.106
7	4	Alan GIBSON	Suzuki	SV650	SL	10	9:48.867	30.940	57.475	6	79.358
8	21	Grant REID	Kawasaki	ER6	SL	10	9:54.673	36.746	57.612	9	79.169
9	14	Scott GORDON	Kawasaki	ER6	SL	10	9:57.537	39.610	57.952	9	78.705
10	66	Kevin WATRET	Kawasaki	ER6	SL	10	10:01.645	43.718	58.677	4	77.732
11	39	Stuart HAMILTON	Kawasaki	ER650	SL	10	10:04.689	46.762	58.628	7	77.797
12	16	Gerry KEIRNAN	Suzuki	SV650	SL	10	10:08.136	50.209	59.151	7	77.109
13	134	Kenneth THIRLWALL	Kawasaki	ER6	SL	10	10:14.120	56.193	59.841	4	76.220
14	79	Ashley ROBSON	Kawasaki	ZXR400	SL	10	10:14.259	56.332	1:00.012	7	76.003
15	24	Alex REID	Suzuki	650	SL	10	10:16.146	58.219	1:00.191	10	75.777
16	800	Gordon CLARK	Kawasaki	ZXR400	SL	10	10:16.511	58.584	59.838	4	76.224
17	55	Tom ROBINSON	Aprilia	RRV 450	SL	10	10:16.856	58.929	59.777	3	76.302
18	900	Dean CRAWFORD	Suzuki	SV650	SL	9	9:22.663	1 Lap	1:00.456	3	75.445
19	25	Jim PURVIS	Yamaha	FZR400	SL	9	9:27.984	1 Lap	1:01.313	5	74.390
20	74	Christine WATSON	Suzuki	SV650	SL	9	9:30.963	1 Lap	1:01.634	6	74.003
21	189	Gary CRAIG	Suzuki	SV650	SL	9	9:54.164	1 Lap	1:02.787	2	72.644

Not classified

DNF	15	Keith DICKIE	Kawasaki	ER6	SL		7.618	DNF		0	-
DNS	112	Gordon MILLAR	Suzuki	SV650	SL			DNS		0	-
DNS	77	Steven CRICHTON	Suzuki	SV650	SL			DNS		0	-
DNS	118	Rod WALKER	Kawasaki	ZXR400	SL			DNS		0	-
DNS	117	Lianne MAYHEW	Kawasaki	ZX6R 400	SL			DNS		0	-

Margin of Victory	Avg. Speed	Best Lap Tm	Best Speed	Best Lap by
14.917	81.751	54.444	83.776	49 - Paul McCLUNG

Clerk of the Course.

Orbits

Sig : Time :
 Chief Timekeeper : Ian Sharp (SMART Timing)
 Results available at www.mylaps.com and www.smart-timing.co.uk



KMSC National Motorcycle Racing AC

Lapchart

KMSC Lightweights

Knockhill 1.267 miles

Race 16 - 2nd Race

07/08/2016 10:15

Race (10 Laps) started at 9:49:30

Competitors	Laps											
	0	1	2	3	4	5	6	7	8	9	10	
Kristopher DUNCAN (119)	1	119	49	49	49	49	49	49	49	49	49	49
Lewis PATERSON (11)	2	11	119	119	119	119	119	119	119	119	119	119
Paul McCLUNG (49)	3	49	11	5	5	5	5	179	179	179	179	179
Alan GIBSON (4)	4	4	5	11	11	11	179	5	5	11	11	11
Bruce BIRNIE (179)	5	179	4	179	179	179	11	11	11	5	5	5
Steven HORNE (85)	6	85	179	4	4	4	4	85	85	85	85	85
Gillian McGAW (5)	7	5	39	39	14	85	85	4	4	4	4	4
Grant REID (21)	8	21	14	85	85	14	14	14	14	21	21	21
Stuart HAMILTON (39)	9	39	85	14	39	21	21	21	21	14	14	14
Kevin WATRET (66)	10	66	21	21	21	66	66	66	66	66	66	66
Alex REID (24)	11	24	24	66	66	39	39	39	39	39	39	39
Gerry KEIRNAN (16)	12	16	66	16	16	16	16	16	16	16	16	16
Scott GORDON (14)	13	14	16	24	24	24	24	134	134	134	134	134
Kenneth THIRLWALL (134)	14	134	79	79	79	79	134	79	79	79	79	79
Ashley ROBSON (79)	15	79	25	25	55	55	79	24	800	24	24	24
Dean CRAWFORD (900)	16	900	134	55	134	134	55	800	24	800	800	800
Jim PURVIS (25)	17	25	55	134	800	800	800	55	55	55	55	55
Tom ROBINSON (55)	18	55	900	800	900	25	900	900	900	900	900	900
Gary CRAIG (189)	19	189	74	900	25	900	25	25	25	25	25	25
Gordon CLARK (800)	20	800	800	74	74	74	74	74	74	74	74	74
Keith DICKIE (15)	21	15	189	189	189	189	189	189	189	189	189	189
Christine WATSON (74)	22	74										
-	23											
-	24											
-	25											
-	26											

Clerk of the Course.

Sig : Time :
Chief Timekeeper : Ian Sharp (SMART Timing)

Results available at www.mylaps.com and www.smart-timing.co.uk

Printed: 07/08/2016 18:20:51

Orbits



Race Results

KMSC National Motorcycle Racing AC

Sorted on Laps

KMSC Pre-Injection 600

Knockhill 1.267 miles

Race 17 - 2nd Race

07/08/2016 10:30

Race (10 Laps) started at 10:05:21

Pos	No.	Name	Make/Model	CC	Class	Laps	Total Tm	Diff	Best Tm	In Lap	Best Speed
1	91	Lewis SHAND	Yamaha	R6 600	PI6	10	9:08.623		53.808	7	84.766
2	47	Steven HADDOW	Yamaha	R6 600	PI6	10	9:15.555	6.932	53.821	7	84.746
3	26	Alan McGREGOR	Yamaha	R6	PI6	10	9:17.346	8.723	54.570	5	83.582
4	48	David McCAFFERTY	Yamaha	R6 600	PI6	10	9:24.736	16.113	54.940	8	83.020
5	89	Alex BASS	Yamaha	R6 600	PI6	10	9:29.808	21.185	55.365	10	82.382
6	88	Brian MARR	Yamaha	R6 600	PI6	10	9:31.435	22.812	55.631	7	81.988
7	6	James WILKEN	Yamaha	R6 600	PI6	10	9:38.262	29.639	56.406	10	80.862
8	15	Jon DICKIE	Yamaha	R6 600	PI6	10	9:38.913	30.290	55.853	4	81.662
9	127	Brendan GALL	Yamaha	R6 600	PI6	10	9:50.112	41.489	56.723	7	80.410
10	60	Douglas BROWN	Yamaha	R6 600	PI6	10	9:54.108	45.485	57.949	7	78.709
11	113	Alan JACKSON	Honda	CBR 600	PI6	9	9:18.450	1 Lap	1:00.488	8	75.405
12	79	Jimmy ROTHERY	Yamaha	R6 600	PI6	9	9:52.263	1 Lap	1:03.938	5	71.336

Not classified (from pos 13)

	11	Ross WATTS	Yamaha	YZF R6 600	PI6	10	9:52.165	43.542	57.069	8	79.922
	41	Kieran MURRAY	Kawasaki	ZX6 600	PI6	10	9:28.798	20.175	55.298	4	82.482
DNF	27	Darren ANDERSON	Kawasaki	ZXR 600	PI6	1	1:26.213	DNF	1:18.049	1	58.439
DNS	73	Fraser CAMERON	Yamaha	R6 600	PI6			DNS		0	-
DNS	117	Joe HENDRIE	Yamaha	R6 600	PI6			DNS		0	-
DNS	129	Martin HERRIOT	Yamaha	R6 600	PI6			DNS		0	-
DNS	123	Graham BLACKIE	Honda	CBR600	PI6			DNS		0	-
DNS	118	Craig MOFFAT	Yamaha	R6 600	PI6			DNS		0	-

Margin of Victory	Avg. Speed	Best Lap Tm	Best Speed	Best Lap by
6.932	83.137	53.808	84.766	91 - Lewis SHAND

Clerk of the Course.

Orbits

Sig : _____ Time : _____
 Chief Timekeeper : Ian Sharp (SMART Timing)
 Results available at www.mylaps.com and www.smart-timing.co.uk



Race Results

KMSC National Motorcycle Racing AC


KMSC Pre-Injection 600

Knockhill 1.267 miles

Race 17 - 2nd Race

07/08/2016 10:30

Race (10 Laps) started at 10:05:21



Lap	Time of Day	Lap Tm	S1	S2	S3	SFSpd	S1Spd	Lap	Time of Day	Lap Tm	S1	S2	S3	SFSpd	S1Spd
(79) Jimmy ROTHERY															
1	10:06:34.434	1:05.870	19.266	24.502	22.102	87.380	108.064								
2	10:07:38.865	1:04.431	18.477	23.970	21.984	107.030	107.890								
3	10:08:43.807	1:04.942	19.156	23.946	21.840	107.372	106.520								
4	10:09:48.295	1:04.488	18.413	24.225	21.850	109.118	107.030								
5	10:10:52.233	1:03.938	18.129	24.065	21.744	110.739	106.520								
6	10:11:57.628	1:05.395	19.154	24.426	21.815		107.372								
7	10:13:03.507	1:05.879	18.625	24.599	22.655		106.183								
8	10:14:08.773	1:05.266	18.971	24.510	21.785		105.184								
9	10:15:13.888	1:05.115	18.294	24.352	22.469		106.689								

(11) Ross WATTS															
1	10:06:29.733	1:01.539	18.047	23.187	20.305	89.002	108.064								
2	10:07:28.217	58.484	16.863	21.807	19.814	120.265	111.846								
3	10:08:27.880	59.663	16.850	22.497	20.316	120.697	112.597								
4	10:09:26.747	58.867	17.373	21.459	20.035	119.621	110.922								
5	10:10:24.862	58.115	16.626	21.805	19.684	120.480	112.220								
6	10:11:22.658	57.796	16.154	22.282	19.360	119.621	113.357								
7	10:12:20.094	57.436	16.320	21.776	19.340	123.815	113.549								
8	10:13:17.163	57.069	16.319	21.033	19.717	118.985	112.786								
9	10:14:14.552	57.389	16.252	21.466	19.671	117.940	113.166								
10	10:15:13.790	59.238	16.703	21.414	21.121	120.265	111.846								

(41) Kieran MURRAY															
1	10:06:25.919	57.849	17.020	21.608	19.221		117.321								
2	10:07:22.472	56.553	16.099	21.133	19.321	130.053	116.709								
3	10:08:18.786	56.314	16.348	20.968	18.998		117.116								
4	10:09:14.084	55.298	15.666	20.539	19.093		116.912								
5	10:10:09.805	55.721	16.111	20.532	19.078	130.053	116.709								
6	10:11:05.269	55.464	15.610	20.707	19.147		117.321								
7	10:12:01.349	56.080	16.193	20.829	19.058	130.306	117.321								
8	10:12:57.946	56.597	15.948	21.627	19.022		113.357								
9	10:13:54.121	56.175	15.976	20.999	19.200		116.103								
10	10:14:50.423	56.302	16.018	20.788	19.496	129.551	116.103								

(27) Darren ANDERSON															
1	10:06:47.838	1:18.049	21.824	28.964	27.261	80.081	96.697								

Clerk of the Course.

Sig : Time :
 Chief Timekeeper : Ian Sharp (SMART Timing)
 Results available at www.mylaps.com and www.smart-timing.co.uk

Printed: 07/08/2016 19:04:21

Orbits



KMSC National Motorcycle Racing AC

Lapchart

KMSC Pre-Injection 600

Knockhill 1.267 miles

Race 17 - 2nd Race

07/08/2016 10:30

Race (10 Laps) started at 10:05:21

Competitors	Laps											
	0	1	2	3	4	5	6	7	8	9	10	
Steven HADDOW (47)	1	47	47	47	47	47	91	47	47	91	91	91
Lewis SHAND (91)	2	91	91	91	91	91	47	91	91	47	47	47
Alan McGREGOR (26)	3	26	26	26	26	26	26	26	26	26	26	26
Alex BASS (89)	4	89	89	89	89	41	41	41	48	48	48	48
David McCAFFERTY (48)	5	48	48	41	41	48	48	48	41	41	41	41
James WILKEN (6)	6	6	41	48	48	89	89	89	89	89	89	89
Douglas BROWN (60)	7	60	6	88	88	88	88	88	88	88	88	88
Jon DICKIE (15)	8	15	88	6	6	15	15	6	6	6	6	6
Brendan GALL (127)	9	127	15	15	15	6	6	15	15	15	15	15
Kieran MURRAY (41)	10	41	127	127	127	60	60	127	127	127	127	127
Alan JACKSON (113)	11	113	60	60	60	127	127	60	60	11	11	11
Ross WATTS (11)	12	11	11	11	11	11	11	11	11	60	60	60
Brian MARR (88)	13	88	113	113	113	113	113	113	113	113	113	113
Jimmy ROTHERY (79)	14	79	79	79	79	79	79	79	79	79	79	79
Darren ANDERSON (27)	15	27	27									
-	16											
-	17											
-	18											
-	19											
-	20											

Clerk of the Course.

Sig : Time :
Chief Timekeeper : Ian Sharp (SMART Timing)

Results available at www.mylaps.com and www.smart-timing.co.uk

Printed: 07/08/2016 18:32:22

Orbits



Race Results

KMSC National Motorcycle Racing AC

Sorted on Laps

KMSC Superstock 600

Knockhill 1.267 miles

Race 18 - 2nd Race

07/08/2016 10:45

Race (10 Laps) started at 10:21:38

Pos	No.	Name	Make/Model	CC	Class	Laps	Total Tm	Diff	Best Tm	In Lap	Best Speed
1	45	Ewan GRAY	Kawasaki	ZX6R 600	S6	10	8:53.145		52.487	2	86.899
2	99	Callum GRIGOR	Kawasaki	ZX6R 600	S6	10	8:56.669	3.524	52.571	5	86.761
3	64	Sam MUNRO	Kawasaki	ZX6R 600	S6	10	8:59.318	6.173	52.717	3	86.520
4	21	Sean COOPER	Kawasaki	ZX6R 600	S6	10	9:04.063	10.918	53.161	4	85.798
5	31	Torquil PATERSON	Yamaha	R6 600	S6	10	9:04.067	10.922	53.630	9	85.047
6	84	Kyle HARPER	Kawasaki	ZX6R 600	S6	10	9:18.243	25.098	54.588	4	83.555
7	28	Paul BOWERBANK	Yamaha	R6 600	S6	10	9:28.433	35.288	55.497	5	82.186
8	87	Steven ALLISON	Kawasaki	ZX6R 600	S6	10	9:29.175	36.030	55.757	7	81.803
9	85	Steve HORNE	Triumph	Dayton 675	S6	10	9:33.190	40.045	55.363	4	82.385
10	11	Patrick FORMAN	Kawasaki	ZX6R 600	S6	10	9:37.668	44.523	55.565	9	82.086
11	35	Kevin GILES	Kawasaki	ZX6R 600	S6	10	9:40.467	47.322	56.641	9	80.526
12	89	David MUNRO	Yamaha	R6 600	S6	10	9:40.611	47.466	55.637	5	81.979
13	17	Roddy MacLEOD	Suzuki	GSXR 600 K7	S6	10	9:44.365	51.220	56.855	8	80.223
14	58	Barry STEWART	Yamaha	R6 600	S6	10	9:51.198	58.053	57.655	3	79.110
15	79	Ashley ROBSON	Kawasaki	ZX6R 600	S6	9	8:56.890	1 Lap	57.988	4	78.656

Not classified

DNS	75	Charlie BUNYAN	Yamaha	R6 600	S6			DNS		0	-
DNS	184	Ryan GIBSON	Yamaha	R6 600	S6			DNS		0	-

Announcements

Bike No.11 - Racetime includes 10 second time penalty - Exceeding track limits.

Margin of Victory	Avg. Speed	Best Lap Tm	Best Speed	Best Lap by
3.524	85.551	52.487	86.899	45 - Ewan GRAY

Clerk of the Course.

Orbits

Sig : Time :
 Chief Timekeeper : Ian Sharp (SMART Timing)

Results available at www.mylaps.com and www.smart-timing.co.uk

Printed: 07/08/2016 18:35:01



KMSC National Motorcycle Racing AC

KMSC Superstock 600

Knockhill 1.267 miles

Race 18 - 2nd Race

07/08/2016 10:45

Race (10 Laps) started at 10:21:38

Lap	Time of Day	Lap Tm	S1	S2	S3	SFSpd	S1Spd
(45) Ewan GRAY							
1	10:22:36.941	53.421	15.713	19.709	17.999	90.077	123.815
2	10:23:29.428	52.487	14.949	19.469	18.069	137.516	123.587
3	10:24:21.963	52.535	14.850	19.547	18.138	137.516	123.815
4	10:25:14.697	52.734	14.940	19.584	18.210	135.025	123.587
5	10:26:07.714	53.017	14.956	19.804	18.257	136.121	123.587
6	10:27:00.457	52.743	14.897	19.707	18.139		123.360
7	10:27:53.179	52.722	14.860	19.606	18.256	135.025	123.133
8	10:28:45.840	52.661	14.922	19.572	18.167	135.298	124.273
9	10:29:38.762	52.922	14.929	19.845	18.148	135.298	123.815
10	10:30:31.707	52.945	14.837	19.980	18.128	136.675	123.360
(99) Callum GRIGOR							
1	10:22:39.050	55.065	16.379	20.606	18.080	92.181	120.915
2	10:23:32.059	53.009	15.221	19.748	18.040	136.398	122.014
3	10:24:24.817	52.758	14.987	19.760	18.011	135.025	122.683
4	10:25:17.411	52.594	15.017	19.626	17.951	133.415	123.587
5	10:26:09.982	52.571	15.075	19.384	18.112	134.484	122.236
6	10:27:02.725	52.743	15.104	19.490	18.149	132.624	122.683
7	10:27:55.515	52.790	15.026	19.648	18.116	132.886	122.683
8	10:28:48.489	52.974	15.219	19.570	18.185	131.070	122.459
9	10:29:41.594	53.105	15.342	19.699	18.064	131.842	122.236
10	10:30:35.231	53.637	15.144	19.855	18.638	132.886	122.908
(64) Sam MUNRO							
1	10:22:38.920	55.284	16.543	20.508	18.233	90.809	121.133
2	10:23:31.899	52.979	14.965	19.948	18.066	138.366	122.236
3	10:24:24.616	52.717	14.750	19.803	18.164	135.025	122.014
4	10:25:17.359	52.743	14.932	19.623	18.188	132.102	120.265
5	10:26:10.907	53.548	15.481	19.844	18.223	134.215	120.265
6	10:27:04.349	53.442	15.147	20.039	18.256	132.886	121.133
7	10:27:57.435	53.086	14.978	19.916	18.192	134.754	122.236
8	10:28:50.871	53.436	15.041	19.981	18.414	133.947	122.459
9	10:29:44.195	53.324	15.162	19.835	18.327	133.415	120.915
10	10:30:37.880	53.685	15.344	19.996	18.345	131.070	121.352
(21) Sean COOPER							
1	10:22:39.374	55.532	16.589	20.942	18.001	90.442	124.504
2	10:23:32.696	53.322	15.318	20.084	17.920	140.099	124.735
3	10:24:26.209	53.513	15.050	20.423	18.040	140.099	124.968
4	10:25:19.370	53.161	14.970	20.195	17.996	137.516	124.735
5	10:26:12.894	53.524	15.296	20.099	18.129	137.516	123.815
6	10:27:06.632	53.738	15.323	20.248	18.167	137.234	123.815
7	10:28:00.433	53.801	15.435	20.219	18.147	135.845	123.815
8	10:28:54.444	54.011	15.374	20.392	18.245	135.845	123.360
9	10:29:48.622	54.178	15.452	20.421	18.305		124.044
10	10:30:42.625	54.003	15.293	20.423	18.287	135.298	123.815
(31) Torquil PATERSON							
1	10:22:38.753	55.164	16.472	20.368	18.324	90.320	120.915
2	10:23:32.456	53.703	15.605	20.020	18.078	136.398	124.044
3	10:24:26.168	53.712	15.073	20.248	18.391	138.939	124.968
4	10:25:19.893	53.725	15.426	20.121	18.178	135.845	125.435
5	10:26:13.545	53.652	15.373	20.159	18.120	139.517	124.044
6	10:27:07.492	53.947	15.417	20.240	18.290	138.366	123.360
7	10:28:01.613	54.121	15.391	20.428	18.302	137.798	124.044
8	10:28:55.350	53.737	15.322	20.215	18.200	136.675	124.735
9	10:29:48.980	53.630	15.382	20.197	18.051		123.587
10	10:30:42.629	53.649	15.289	20.239	18.121	138.652	124.968
(84) Kyle HARPER							
1	10:22:40.225	56.425	16.929	21.071	18.425	93.726	120.480
2	10:23:35.124	54.899	15.675	20.673	18.551	133.680	120.049
3	10:24:29.994	54.870	15.618	20.590	18.662	131.326	121.133
4	10:25:24.582	54.588	15.600	20.520	18.468	130.053	121.572

Lap	Time of Day	Lap Tm	S1	S2	S3	SFSpd	S1Spd
5	10:26:20.061	55.479	15.578	20.758	19.143	131.842	120.697
6	10:27:15.381	55.320	15.631	20.707	18.982	129.551	120.915
7	10:28:10.438	55.057	15.542	20.813	18.702	130.560	122.014
8	10:29:05.686	55.248	15.707	20.800	18.741	130.053	120.697
9	10:30:01.294	55.608	15.860	20.872	18.876	130.560	120.697
10	10:30:56.805	55.511	15.683	20.891	18.937	130.560	121.792
(28) Paul BOWERBANK							
1	10:22:41.991	57.312	16.498	21.717	19.097	99.125	120.915
2	10:23:38.180	56.189	15.917	21.105	19.167	133.680	123.360
3	10:24:34.306	56.126	15.872	21.148	19.106	132.102	123.587
4	10:25:30.729	56.423	16.001	21.150	19.272	135.025	124.044
5	10:26:26.226	55.497	15.766	20.925	18.806	135.298	121.352
6	10:27:22.174	55.948	15.875	20.977	19.096	132.362	122.459
7	10:28:18.204	56.030	16.074	20.966	18.990	130.814	123.360
8	10:29:14.373	56.169	15.907	21.194	19.068	132.362	122.459
9	10:30:10.729	56.356	16.149	21.097	19.110		120.480
10	10:31:06.995	56.266	15.826	21.165	19.275	132.362	121.792
(87) Steven ALLISON							
1	10:22:42.420	57.840	17.218	21.526	19.096		116.912
2	10:23:38.610	56.190	16.274	21.038	18.878		117.321
3	10:24:34.788	56.178	16.079	20.996	19.103		119.409
4	10:25:31.222	56.434	16.329	21.199	18.906		116.506
5	10:26:27.505	56.283	16.107	21.347	18.829		118.775
6	10:27:23.846	56.341	16.132	21.279	18.930		118.985
7	10:28:19.603	55.757	16.064	20.897	18.796		119.196
8	10:29:15.689	56.086	15.832	21.150	19.104		118.775
9	10:30:11.568	55.879	16.017	21.127	18.735		117.940
10	10:31:07.737	56.169	15.934	21.082	19.153		118.147
(85) Steve HORNE							
1	10:22:45.498	1:00.417	17.836	23.116	19.465		116.709
2	10:23:42.633	57.135	16.332	21.357	19.446	132.362	118.775
3	10:24:39.367	56.734	15.781	21.512	19.441		122.014
4	10:25:34.730	55.363	15.470	21.259	18.634		123.133
5	10:26:30.813	56.083	15.541	21.221	19.321		122.459
6	10:27:27.340	56.527	15.923	21.447	19.157		121.572
7	10:28:23.542	56.202	16.008	21.359	18.835	131.070	122.236
8	10:29:19.501	55.959	15.756	21.302	18.901		122.459
9	10:30:15.542	56.041	15.714	21.504	18.823		122.459
10	10:31:11.752	56.210	15.625	21.592	18.993		122.014
(11) Patrick FORMAN							
1	10:22:41.605	57.467	16.955	21.456	19.056	91.179	118.565
2	10:23:37.978	56.373	15.945	21.014	19.414	126.857	115.305
3	10:24:34.229	56.251	15.902	21.107	19.242	124.504	115.703
4	10:25:30.520	56.291	15.931	21.136	19.224	126.142	116.709
5	10:26:27.117	56.597	15.844	21.722	19.031	126.142	115.107
6	10:27:23.252	56.135	15.925	21.154	19.056	125.670	118.147
7	10:28:18.883	55.631	15.801	20.913	18.917	126.380	117.940
8	10:29:14.783	55.900	15.645	21.347	18.908	128.068	119.196
9	10:30:10.348	55.565	15.535	20.993	19.037	129.551	117.116
10	10:31:06.230	55.882	15.638	21.028	19.216	127.824	117.526
(35) Kevin GILES							
1	10:22:44.216	59.170	17.478	22.337	19.355	97.540	118.565
2	10:23:42.481	58.265	16.212	22.082	19.971	132.886	118.147
3	10:24:39.739	57.258	15.908	22.124	19.276	131.070	120.049
4	10:25:36.666	56.927	16.151	21.602	19.174	133.947	120.265
5	10:26:33.733	57.067	16.140	21.437	19.490	132.362	117.733
6	10:27:30.864	57.131	16.227	21.511	19.393	131.584	118.147
7	10:28:28.476	57.612	16.437	21.745	19.430	131.326	118.775
8	10:29:25.490	57.014	16.148	21.665	19.201	130.814	116.304
9	10:30:22.131	56.641	15.943	21.472	19.226	131.842	118.565
10	10:31:19.029	56.898	16.053	21.535	19.310	132.362	117.733

Clerk of the Course.

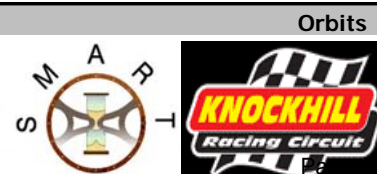
Sig :

Time :

Chief Timekeeper : Ian Sharp (SMART Timing)

Results available at www.mylaps.com and www.smart-timing.co.uk

Printed: 07/08/2016 19:06:17



Race Results

KMSC National Motorcycle Racing AC

KMSC Superstock 600

Knockhill 1.267 miles

Race 18 - 2nd Race

07/08/2016 10:45

Race (10 Laps) started at 10:21:38

Lap	Time of Day	Lap Tm	S1	S2	S3	SFSpd	S1Spd	Lap	Time of Day	Lap Tm	S1	S2	S3	SFSpd	S1Spd
(89) David MUNRO															
1	10:22:45.935	1:00.851	18.035	23.109	19.707		115.107								
2	10:23:43.698	57.763	16.687	21.758	19.318		113.166								
3	10:24:40.538	56.840	16.395	21.306	19.139		120.049								
4	10:25:38.301	57.763	16.243	22.053	19.467		119.196								
5	10:26:33.938	55.637	15.822	20.988	18.827		117.733								
6	10:27:30.890	56.952	16.204	21.650	19.098		118.775								
7	10:28:28.665	57.775	16.636	22.002	19.137		117.940								
8	10:29:25.632	56.967	16.367	21.470	19.130		117.526								
9	10:30:22.231	56.599	16.513	21.227	18.859		118.775								
10	10:31:19.173	56.942	16.370	21.440	19.132		118.356								

(17) Roddy MacLEOD															
1	10:22:45.419	1:00.432	17.871	22.816	19.745	93.988	116.304								
2	10:23:43.816	58.397	16.435	22.288	19.674	132.624	115.703								
3	10:24:41.776	57.960	16.672	21.971	19.317	129.302	116.912								
4	10:25:39.019	57.243	16.021	21.958	19.264	132.886	119.196								
5	10:26:36.427	57.408	16.031	21.919	19.458	133.947	117.526								
6	10:27:33.604	57.177	15.990	21.704	19.483	130.306	115.903								
7	10:28:30.916	57.312	16.329	21.837	19.146	129.053	117.116								
8	10:29:27.771	56.855	16.104	21.643	19.108	128.805	116.709								
9	10:30:25.050	57.279	16.421	21.772	19.086	127.824	117.940								
10	10:31:22.927	57.877	16.367	22.092	19.418	130.306	111.660								

(58) Barry STEWART															
1	10:22:43.923	59.436	17.684	22.071	19.681		117.526								
2	10:23:41.831	57.908	16.432	21.693	19.783		115.107								
3	10:24:39.486	57.655	16.049	21.649	19.957		117.940								
4	10:25:38.349	58.863	17.061	21.994	19.808		118.985								
5	10:26:36.365	58.016	16.470	21.770	19.776		117.321								
6	10:27:34.827	58.462	16.478	22.032	19.952		116.912								
7	10:28:32.785	57.958	16.206	22.077	19.675		116.304								
8	10:29:31.319	58.534	16.313	22.160	20.061		117.116								
9	10:30:30.749	59.430	16.687	22.512	20.231		110.193								
10	10:31:29.760	59.011	16.561	22.416	20.034		114.910								

(79) Ashley ROBSON															
1	10:22:46.845	1:01.404	18.136	23.138	20.130	95.459	110.012								
2	10:23:45.723	58.878	16.488	22.335	20.055	123.815	112.976								
3	10:24:43.999	58.276	16.208	22.170	19.898	123.133	114.518								
4	10:25:41.987	57.988	16.184	22.217	19.587	123.587	115.703								
5	10:26:40.858	58.871	16.676	22.379	19.816	124.273	115.504								
6	10:27:39.414	58.556	16.275	22.600	19.681	125.435	115.107								
7	10:28:38.246	58.832	16.465	22.702	19.665	123.360	116.304								
8	10:29:36.968	58.722	16.590	22.442	19.690	124.273	113.742								
9	10:30:35.452	58.484	16.502	22.235	19.747	123.587	114.323								

Clerk of the Course.

Orbits

Sig : _____ Time : _____
 Chief Timekeeper : Ian Sharp (SMART Timing)
 Results available at www.mylaps.com and www.smart-timing.co.uk



KMSC National Motorcycle Racing AC

Lapchart

KMSC Superstock 600

Knockhill 1.267 miles

Race 18 - 2nd Race

07/08/2016 10:45

Race (10 Laps) started at 10:21:38

Competitors	Laps										
	0	1	2	3	4	5	6	7	8	9	10
Ewan GRAY (45)	1	45	45	45	45	45	45	45	45	45	45
Torquil PATERSON (31)	2	31	31	64	64	64	99	99	99	99	99
Sam MUNRO (64)	3	64	64	99	99	99	64	64	64	64	64
Kyle HARPER (84)	4	84	99	31	31	21	21	21	21	21	21
Sean COOPER (21)	5	21	21	21	21	31	31	31	31	31	31
Callum GRIGOR (99)	6	99	84	84	84	84	84	84	84	84	84
Patrick FORMAN (11)	7	11	11	11	11	11	28	28	28	28	11
Barry STEWART (58)	8	58	28	28	28	28	11	11	11	11	28
Steven ALLISON (87)	9	87	87	87	87	87	87	87	87	87	87
Paul BOWERBANK (28)	10	28	58	58	85	85	85	85	85	85	85
Roddy MacLEOD (17)	11	17	35	35	58	35	35	35	35	35	35
Kevin GILES (35)	12	35	17	85	35	89	89	89	89	89	89
Steve HORNE (85)	13	85	85	89	89	58	58	17	17	17	17
David MUNRO (89)	14	89	89	17	17	17	17	58	58	58	58
Ashley ROBSON (79)	15	79	79	79	79	79	79	79	79	79	79
-	16										
-	17										

Clerk of the Course.

Sig : Time :
Chief Timekeeper : Ian Sharp (SMART Timing)

Results available at www.mylaps.com and www.smart-timing.co.uk

Printed: 07/08/2016 18:35:18

Orbits



Race Results

KMSC National Motorcycle Racing AC

Sorted on Laps

KMSC Open Post Classics / Classics

Knockhill 1.267 miles

Race 19 - 3rd Race

07/08/2016 11:00

Race (10 Laps) started at 10:45:19

Pos	No.	Name	Make/Model	CC	Class	Laps	Total Tm	Diff	Best Tm	In Lap	Best Speed
1	51	Neil MUNRO	Honda	CBR500	PC	10	10:26.006		1:00.528	3	75.355
2	298	Donald HENRY	Suzuki	Bandit 600	PC	10	10:36.128	10.122	1:01.603	2	74.040
3	87	Jodie CHALK	Honda	CBR500	PC	10	10:36.433	10.427	1:01.320	4	74.382
4	12	Dan JAMES	Ducati	620	PC	10	10:38.363	12.357	1:02.157	7	73.380
5	13	Andrew BARTON	Honda	CB500	PC	10	11:00.092	34.086	1:04.124	2	71.129
6	118	Rod WALKER	Kawasaki	ZXR400	SL	9	10:28.432	1 Lap	1:07.867	5	67.206
7	25	Andrew KIRKWOOD	Honda	CB500	PC	9	10:38.924	1 Lap	1:07.633	6	67.439
Not classified											
DNF	333	Peter DOLAN	Honda	CB500	PC	7	7:53.776	DNF	1:05.756	5	69.364
DNF	117	Lianne MAYHEW	Kawasaki	ZX6R 400	SL	2	2:34.911	DNF	1:13.262	2	62.257
DNS	22	Ian RUSSELL	Honda	NSR250	PC			DNS		0	-
DNS	48	Mark BOWRAN	Honda	CBR600	PC			DNS		0	-

Announcements

Red Flag before Leader completed 1 Lap - Race re-started over 10 Laps.

Bike No.298 - Racetime includes 10 second time penalty - Jump Start.

Bike No.87 - Racetime includes 10 second time penalty - Overtaking under Yellow Flags.

Margin of Victory	Avg. Speed	Best Lap Tm	Best Speed	Best Lap by
10.122	72.860	1:00.528	75.355	51 - Neil MUNRO

Clerk of the Course.

Orbits

Sig :

Time :

Chief Timekeeper : Ian Sharp (SMART Timing)

 Results available at www.mylaps.com and www.smart-timing.co.uk

Printed: 07/08/2016 18:29:54



Race Results

KMSC National Motorcycle Racing AC

KMSC Open Post Classics / Classics

Knockhill 1.267 miles

Race 19 - 3rd Race

07/08/2016 11:00

Race (10 Laps) started at 10:45:19

Lap	Time of Day	Lap Tm	S1	S2	S3	SFSpd	S1Spd
(51) Neil MUNRO							
1	10:46:27.981	1:02.495	18.330	22.770	21.395	76.259	100.914
2	10:47:29.129	1:01.148	17.647	22.475	21.026	108.941	103.882
3	10:48:29.657	1:00.528	17.185	22.595	20.748	110.739	103.721
4	10:49:31.922	1:02.265	17.473	23.259	21.533	110.193	104.043
5	10:50:34.120	1:02.198	17.523	22.950	21.725	109.653	102.926
6	10:51:36.652	1:02.532	17.582	23.455	21.495	107.890	102.611
7	10:52:38.665	1:02.013	17.401	23.549	21.063	110.556	101.524
8	10:53:40.668	1:02.003	17.587	23.070	21.346	110.739	103.242
9	10:54:43.069	1:02.401	17.574	22.873	21.954	112.033	102.298
10	10:55:45.275	1:02.206	17.119	23.393	21.694	106.689	103.242

Lap	Time of Day	Lap Tm	S1	S2	S3	SFSpd	S1Spd
(298) Donald HENRY							
1	10:46:27.206	1:02.380	18.154	22.671	21.555	78.214	103.402
2	10:47:28.809	1:01.603	17.418	22.357	21.828	102.768	101.832
3	10:48:30.568	1:01.759	18.234	22.244	21.281	100.762	102.142
4	10:49:32.601	1:02.033	17.335	22.719	21.979	106.015	102.142
5	10:50:34.522	1:01.921	17.234	22.812	21.875	105.848	101.832
6	10:51:36.885	1:02.363	17.656	23.223	21.484	104.366	100.611
7	10:52:38.778	1:01.893	17.400	23.536	20.957	104.692	100.460
8	10:53:40.946	1:02.168	17.690	23.102	21.376	111.846	100.161
9	10:54:43.229	1:02.283	18.118	22.570	21.595	108.064	100.310
10	10:55:45.397	1:02.168	17.271	23.314	21.583	107.372	100.460

Lap	Time of Day	Lap Tm	S1	S2	S3	SFSpd	S1Spd
(87) Jodie CHALK							
1	10:46:27.510	1:02.786	18.476	22.825	21.485		102.611
2	10:47:28.897	1:01.387	17.461	22.387	21.539	100.611	100.611
3	10:48:31.408	1:02.511	18.351	22.956	21.204	99.272	98.254
4	10:49:32.728	1:01.320	17.597	22.601	21.122	102.142	99.714
5	10:50:34.780	1:02.052	17.340	22.805	21.907	103.882	101.218
6	10:51:37.166	1:02.386	17.582	23.321	21.483	100.161	100.011
7	10:52:39.232	1:02.066	17.507	23.296	21.263	103.242	100.914
8	10:53:41.111	1:01.879	17.455	23.037	21.387	105.515	99.863
9	10:54:43.174	1:02.063	17.478	22.690	21.895	106.015	99.125
10	10:55:45.702	1:02.528	18.017	23.143	21.368	101.678	99.566

Lap	Time of Day	Lap Tm	S1	S2	S3	SFSpd	S1Spd
(12) Dan JAMES							
1	10:46:31.212	1:04.967	18.955	23.361	22.651	76.432	96.143
2	10:47:34.495	1:03.283	18.352	23.248	21.683	94.785	94.919
3	10:48:37.497	1:03.002	18.276	23.007	21.719	97.682	94.919
4	10:49:40.373	1:02.876	18.028	22.916	21.932	98.979	96.005
5	10:50:42.845	1:02.472	17.921	22.960	21.591	96.697	95.053
6	10:51:45.761	1:02.916	18.165	23.262	21.489	96.558	94.785
7	10:52:47.918	1:02.157	17.815	22.781	21.561	99.419	95.323
8	10:53:50.775	1:02.857	18.085	22.847	21.925	100.161	93.988
9	10:54:54.297	1:03.522	18.313	23.147	22.062	97.257	93.726
10	10:55:57.632	1:03.335	18.054	23.358	21.923	97.682	95.323

Lap	Time of Day	Lap Tm	S1	S2	S3	SFSpd	S1Spd
(13) Andrew BARTON							
1	10:46:31.998	1:05.887	19.578	23.756	22.553	74.981	95.459
2	10:47:36.122	1:04.124	18.466	23.435	22.223	93.076	94.518
3	10:48:40.613	1:04.491	18.553	23.594	22.344	92.054	93.726
4	10:49:45.832	1:05.219	18.637	23.608	22.974	93.076	94.252
5	10:50:50.452	1:04.620	18.492	23.776	22.352	93.465	93.205
6	10:51:55.184	1:04.732	18.359	23.916	22.457	91.677	93.595
7	10:53:00.771	1:05.587	18.680	24.534	22.373	91.802	92.947
8	10:54:06.747	1:05.976	18.817	24.190	22.969	94.252	91.552
9	10:55:13.042	1:06.295	19.074	24.534	22.687	91.303	92.562
10	10:56:19.361	1:06.319	18.746	24.468	23.105	90.932	91.303

Lap	Time of Day	Lap Tm	S1	S2	S3	SFSpd	S1Spd
(118) Rod WALKER							
1	10:46:39.399	1:13.045	21.101	26.442	25.502	69.254	91.179
2	10:47:49.715	1:10.316	20.215	26.380	23.721	92.947	90.198
3	10:48:58.033	1:08.318	19.547	25.416	23.355	96.143	90.932
4	10:50:06.329	1:08.296	19.319	25.227	23.750	95.868	90.809

Lap	Time of Day	Lap Tm	S1	S2	S3	SFSpd	S1Spd
(25) Andrew KIRKWOOD							
5	10:51:14.196	1:07.867	19.541	25.138	23.188	93.988	92.562
6	10:52:22.361	1:08.165	19.311	25.617	23.237	96.143	90.809
7	10:53:30.628	1:08.267	19.526	25.191	23.550	96.005	90.198
8	10:54:38.934	1:08.306	19.447	25.755	23.104	94.651	90.320
9	10:55:47.701	1:08.767	18.975	26.510	23.282	95.595	91.802

Lap	Time of Day	Lap Tm	S1	S2	S3	SFSpd	S1Spd
(333) Peter DOLAN							
1	10:46:35.414	1:08.900	20.923	24.314	23.663	68.199	90.932
2	10:47:41.952	1:06.538	18.889	24.107	23.542	88.649	91.427
3	10:48:48.234	1:06.282	19.091	23.915	23.276	88.299	90.198
4	10:49:54.254	1:06.020	19.156	23.701	23.163	87.380	91.303
5	10:51:00.010	1:05.756	18.729	23.850	23.177	89.836	92.308
6	10:52:06.930	1:06.920	19.256	24.165	23.499	89.477	81.839
7	10:53:13.045	1:06.115	19.155	24.012	22.948	89.358	89.477

Lap	Time of Day	Lap Tm	S1	S2	S3	SFSpd	S1Spd
(117) Lianne MAYHEW							
1	10:46:40.918	1:14.068	22.242	27.165	24.661	67.649	83.675
2	10:47:54.180	1:13.262	21.000	27.622	24.640	96.558	89.239

Clerk of the Course.

Sig :

Time :

Chief Timekeeper : Ian Sharp (SMART Timing)

 Results available at www.mylaps.com and www.smart-timing.co.uk

Printed: 07/08/2016 19:03:44

Orbits



Race Results

KMSC National Motorcycle Racing AC

Lapchart

KMSC Open Post Classics / Classics

Knockhill 1.267 miles

Race 19 - 3rd Race

07/08/2016 11:00

Race (10 Laps) started at 10:45:19

Competitors	Laps											
	0	1	2	3	4	5	6	7	8	9	10	
Jodie CHALK (87)	1	87	298	298	51	51	51	51	51	51	51	51
Donald HENRY (298)	2	298	87	87	298	298	298	298	298	298	87	298
Neil MUNRO (51)	3	51	51	51	87	87	87	87	87	87	298	87
Andrew BARTON (13)	4	13	12	12	12	12	12	12	12	12	12	12
Dan JAMES (12)	5	12	13	13	13	13	13	13	13	13	13	13
Rod WALKER (118)	6	118	333	333	333	333	333	333	333	118	118	
Peter DOLAN (333)	7	333	118	118	118	118	118	118	118	25	25	
Andrew KIRKWOOD (25)	8	25	25	117	25	25	25	25	25			
Lianne MAYHEW (117)	9	117	117	25								
-	10											
-	11											

Clerk of the Course.

Sig : Time :
 Chief Timekeeper : Ian Sharp (SMART Timing)
 Results available at www.mylaps.com and www.smart-timing.co.uk

Printed: 07/08/2016 18:30:05

Orbits



KMSC National Motorcycle Racing AC

KMSC Open Post Classics / Classics

Knockhill 1.267 miles

Race 26 - 4th Race

07/08/2016 14:15

Race (10 Laps)

POLE POSITION

	3	2	1	
	87 Jodie CHALK	298 Donald HENRY	51 Neil MUNRO	1
	118 Rod WALKER	13 Andrew BARTON	12 Dan JAMES	2
	117 Lianne MAYHEW	333 Peter DOLAN	25 Andrew KIRKWOOD	3
		22 Ian RUSSELL	48 Mark BOWRAN	4

Clerk of the Course.

Orbits

Sig :

Time :

Chief Timekeeper : Ian Sharp (SMART Timing)

Results available at www.mylaps.com and www.smart-timing.co.uk

www.mylaps.com

Licensed to: SMART Timing

Race Results

KMSC National Motorcycle Racing AC

Sorted on Laps

KMSC Superbikes & KMSC Clubman

Knockhill 1.267 miles

Race 20 - 2nd Race

07/08/2016 11:15

Race (10 Laps) started at 11:05:09

Pos	No.	Name	Make/Model	CC	Class	Laps	Total Tm	Diff	Best Tm	In Lap	Best Speed
1	79	Bruce BIRNIE	BMW	S1000RR	SB	10	8:59.086		52.257	5	87.282
2	119	Kristopher DUNCAN	Kawasaki	ZX10	SB	10	9:04.420	5.334	52.985	5	86.083
3	6	Alan DAVISON	Kawasaki	ZX10R	C	10	9:09.505	10.419	53.369	4	85.463
4	34	John DEAN	Suzuki	GSXR1000K9	SB	10	9:09.600	10.514	53.484	10	85.280
5	31	Torquil PATERSON	MV Agusta	F3 800	SB	10	9:12.019	12.933	53.444	6	85.343
6	7	James LAING	BMW	S1000RR	SB	10	9:16.025	16.939	54.226	5	84.113
7	63	Kenny PATERSON	BMW	S1000RR	C	10	9:22.552	23.466	54.689	10	83.401
8	71	Gavin JONES	Honda	CBR1000RR	C	10	9:26.099	27.013	55.297	5	82.484
9	33	Graeme BODEL	BMW	S1000RR	C	10	9:29.589	30.503	55.034	8	82.878
10	69	Rodney SCOTT	BMW	S1000RR	C	10	9:36.250	37.164	55.685	5	81.909
11	144	Aran SADLER	Kawasaki	ZX10	C	10	9:39.251	40.165	56.125	5	81.267
12	37	Steven PATTERSON	Yamaha	YZF R1	C	10	9:40.703	41.617	55.442	10	82.268
13	85	Steven HORNE	Triumph	Daytona 675	C	10	9:43.233	44.147	55.944	5	81.530
14	122	David SUDDER	Suzuki	GSXR 1000	C	10	9:48.330	49.244	56.490	6	80.742
15	82	Geraint JONES	Suzuki	GSXR1000	C	10	9:52.630	53.544	57.077	4	79.911
16	151	Scott MILLER	Yamaha	R6	C	9	9:04.535	1 Lap	57.875	3	78.809
17	41	Lukasz PIEC	Yamaha	R1	SB	9	9:09.816	1 Lap	57.731	9	79.006
18	16	Bob STORRAR	Yamaha	R1	C	9	9:17.152	1 Lap	59.100	5	77.176
19	54	Gordon DUNCAN	Ducati	Panigale 899	C	9	9:18.457	1 Lap	1:00.169	4	75.805
20	26	Steven MacINTYRE	Suzuki	GSXR1000	C	9	9:21.607	1 Lap	59.497	9	76.661
21	12	Gordon McDONALD	Honda	CBR1000	C	9	9:22.542	1 Lap	1:00.496	3	75.395
22	23	Alex MacLEOD	Suzuki	GSXR	C	9	9:22.901	1 Lap	59.671	8	76.437

Not classified

DNF	4	Daniel MacLEAN	Kawasaki	ZX10R	C	5	4:52.311	DNF	55.699	5	81.888
DNF	112	William MONIE	Kawasaki	ZX10R	SB	1	1:05.425	DNF	59.075	1	77.208
DNF	105	James VEVERS	Kawasaki	ZX10R	SB	1	1:10.522	DNF	1:05.023	1	70.146
DNF	55	Scott SHAND	Yamaha	YZF R1	SB		4.937	DNF		0	-
DNF	67	Des BURNS	Kawasaki	ZX10R	C		5.359	DNF		0	-
DNS	14	James ROTHERY	Yamaha	R1	C			DNS		0	-
DNS	44	David PRENTICE	Yamaha	R1	C			DNS		0	-

Margin of Victory	Avg. Speed	Best Lap Tm	Best Speed	Best Lap by
5.334	84.608	52.257	87.282	79 - Bruce BIRNIE

Clerk of the Course.

Orbits

Sig : Time :
 Chief Timekeeper : Ian Sharp (SMART Timing)
 Results available at www.mylaps.com and www.smart-timing.co.uk



KMSC National Motorcycle Racing AC

KMSC Superbikes & KMSC Clubman

Knockhill 1.267 miles

Race 20 - 2nd Race

07/08/2016 11:15

Race (10 Laps) started at 11:05:09

Lap	Time of Day	Lap Tm	S1	S2	S3	SFSpd	S1Spd	Lap	Time of Day	Lap Tm	S1	S2	S3	SFSpd	S1Spd	
(79) Bruce BIRNIE																
1	11:06:08.432	53.957	15.627	20.124	18.206	91.802	128.559	5	11:09:49.934	54.226	15.282	20.409	18.535	137.234	131.842	
2	11:07:01.038	52.606	14.541	19.839	18.226	136.121	131.842	6	11:10:44.527	54.593	15.252	20.694	18.647	131.584	131.842	
3	11:07:54.031	52.993	14.792	19.838	18.363	136.398	128.068	7	11:11:39.359	54.832	15.557	20.757	18.518	132.102	129.551	
4	11:08:47.046	53.015	14.852	19.979	18.184	138.939	129.802	8	11:12:33.773	54.414	15.168	20.633	18.613	132.886	127.339	
5	11:09:39.303	52.257	14.418	19.792	18.047	138.652	132.624	9	11:13:29.886	56.113	15.711	21.371	19.031	129.802	122.459	
6	11:10:32.223	52.920	14.928	19.905	18.087	136.121	129.302	10	11:14:25.836	55.950	15.566	21.396	18.988	127.581	124.735	
7	11:11:27.060	54.837	14.857	21.489	18.491	138.366	131.584	(63) Kenny PATERSON								
8	11:12:22.441	55.381	15.394	21.019	18.968	138.652	125.201	1	11:06:14.128	58.854	17.631	22.277	18.946	89.120	123.587	
9	11:13:15.516	53.075	14.773	19.938	18.364	135.845	131.326	2	11:07:09.212	55.084	15.354	21.214	18.516	134.215	129.302	
10	11:14:08.897	53.381	14.883	20.332	18.166	133.415	126.618	3	11:08:04.819	55.607	15.387	21.200	19.020	131.326	125.905	
(119) Kristopher DUNCAN																
1	11:06:09.245	54.659	15.774	20.632	18.253	92.054	127.339	4	11:09:00.555	55.736	15.860	21.035	18.841	130.306	127.581	
2	11:07:02.703	53.458	14.717	20.259	18.482	138.652	132.624	5	11:09:55.962	55.407	15.510	21.028	18.869	131.070	126.618	
3	11:07:56.345	53.642	14.850	20.366	18.426	135.845	127.581	6	11:10:51.452	55.490	15.633	21.145	18.712	128.068	124.968	
4	11:08:49.333	52.988	14.798	20.192	17.998	139.808	132.886	7	11:11:47.479	56.027	15.350	21.465	19.212	132.624	125.670	
5	11:09:42.318	52.985	14.684	20.248	18.053	140.099	135.571	8	11:12:42.713	55.234	15.842	20.823	18.569	126.857	124.735	
6	11:10:35.630	53.312	14.848	20.309	18.155	140.687	128.805	9	11:13:37.674	54.961	15.252	21.026	18.683	131.326	126.142	
7	11:11:30.878	55.248	14.998	20.914	19.336	138.081	132.362	10	11:14:32.363	54.689	15.191	20.864	18.634	130.306	127.098	
8	11:12:25.791	54.913	15.449	20.823	18.641	130.560	129.053	(71) Gavin JONES								
9	11:13:21.015	55.224	15.455	21.017	18.572	138.652	124.735	1	11:06:13.541	58.547	17.377	22.095	19.075	90.809	127.339	
10	11:14:14.231	53.216	14.729	20.226	18.261	136.398	132.886	2	11:07:09.180	55.639	15.612	21.028	18.999	132.102	126.618	
(6) Alan DAVISON																
1	11:06:11.825	57.181	16.511	21.475	19.195	89.120	127.581	3	11:08:04.822	55.642	15.697	21.143	18.802	131.070	126.618	
2	11:07:06.328	54.503	15.181	20.893	18.429	134.484	131.584	4	11:09:00.864	56.042	16.261	21.152	18.629	136.121	127.098	
3	11:08:00.565	54.237	15.028	21.015	18.194	135.298	120.049	5	11:09:56.161	55.297	15.565	20.919	18.813	133.680	130.560	
4	11:08:53.934	53.369	14.791	20.314	18.264	139.227	130.306	6	11:10:51.992	55.831	15.669	21.267	18.895	134.484	126.380	
5	11:09:47.574	53.640	14.887	20.238	18.515	138.939	132.362	7	11:11:48.143	56.151	15.462	21.586	19.103	135.025	128.805	
6	11:10:41.728	54.154	14.969	20.698	18.487	135.025	127.824	8	11:12:44.124	55.981	15.823	20.987	19.171	133.947	129.302	
7	11:11:35.559	53.831	14.663	20.434	18.734	136.954	131.070	9	11:13:40.112	55.988	15.540	21.185	19.263	132.886	128.559	
8	11:12:30.739	55.180	14.772	21.668	18.740	136.398	125.201	10	11:14:35.910	55.798	15.328	21.347	19.123	130.306	129.802	
9	11:13:25.873	55.134	14.908	21.347	18.879	131.070	126.380	(33) Graeme BODEL								
10	11:14:19.316	53.443	14.712	20.149	18.582	137.234	131.326	1	11:06:14.395	58.941	17.042	22.421	19.478	95.459	127.581	
(34) John DEAN																
1	11:06:11.360	56.284	16.297	21.407	18.580	96.143	130.560	2	11:07:09.881	55.486	15.867	20.817	18.802	120.480	129.302	
2	11:07:05.983	54.623	15.366	20.733	18.524	137.516	131.070	3	11:08:05.428	55.547	15.454	21.182	18.911	135.298	125.435	
3	11:08:00.552	54.569	15.243	20.761	18.565	139.227	127.824	4	11:09:01.243	55.815	15.818	21.236	18.761	132.886	130.814	
4	11:08:54.476	53.924	15.295	20.443	18.186	138.939	130.560	5	11:09:56.510	55.267	15.590	20.968	18.709	133.947	130.814	
5	11:09:47.994	53.518	15.208	20.139	18.171	141.279	132.886	6	11:10:52.298	55.788	15.572	21.247	18.969	128.805	131.326	
6	11:10:41.877	53.883	15.308	20.250	18.325	137.234	132.624	7	11:11:47.538	55.240	15.371	21.015	18.854	130.053	133.680	
7	11:11:35.743	53.866	15.152	20.468	18.246	138.939	131.842	8	11:12:42.572	55.034	15.408	20.788	18.838	127.098	130.306	
8	11:12:30.918	55.175	15.112	21.475	18.588	136.398	132.886	9	11:13:40.833	58.261	15.598	22.375	20.288	126.857	126.857	
9	11:13:25.927	55.009	15.125	21.059	18.825	136.398	133.150	10	11:14:39.400	58.567	18.467	21.337	18.763	109.474	110.012	
10	11:14:19.411	53.484	15.151	20.203	18.130	132.886	133.150	(69) Rodney SCOTT								
(31) Torquill PATERSON																
1	11:06:15.612	58.887	17.045	22.394	19.448	99.714	125.201	1	11:06:17.019	1:00.777	17.810	23.548	19.419	102.926	105.681	
2	11:07:09.936	54.324	15.250	20.600	18.474	126.618	128.068	2	11:07:13.657	56.638	15.826	21.514	19.298	130.306	134.215	
3	11:08:04.874	54.938	15.384	20.827	18.727	133.415	129.053	3	11:08:10.203	56.546	15.905	21.620	19.021	128.068	133.947	
4	11:08:58.336	53.462	15.040	20.257	18.165	139.808	129.302	4	11:09:06.700	56.497	16.216	21.386	18.895	135.845	122.683	
5	11:09:52.251	53.915	15.312	20.344	18.259	136.121	129.053	5	11:10:02.385	55.685	15.764	21.197	18.724	129.551	131.326	
6	11:10:45.695	53.444	15.091	20.037	18.316	133.947	128.805	6	11:10:58.455	56.070	15.919	21.496	18.655	129.802	119.621	
7	11:11:39.451	53.756	15.035	20.557	18.164	136.398	129.302	7	11:11:55.729	57.274	16.017	21.949	19.308	131.326	126.142	
8	11:12:33.249	53.798	14.799	20.602	18.397	137.516	125.905	8	11:12:52.594	56.865	16.329	21.530	19.006	132.624	125.670	
9	11:13:27.693	54.444	14.972	20.621	18.851	134.754	128.068	9	11:13:49.550	56.956	16.118	21.933	18.905	124.044	129.302	
10	11:14:21.830	54.137	15.173	20.307	18.657	132.886	129.551	10	11:14:46.061	56.511	15.474	21.585	19.452	131.842	127.824	
(7) James LAING																
1	11:06:12.174	57.171	16.714	21.243	19.214	96.281	129.802	(144) Aran SADLER								
2	11:07:06.847	54.673	15.313	20.725	18.635	134.754	129.551	1	11:06:15.486	1:00.179	17.678	22.979	19.522	97.540	117.940	
3	11:08:01.291	54.444	15.241	20.783	18.420	136.121	128.313	2	11:07:13.328	57.842	16.248	21.889	19.705	129.551	123.360	
4	11:08:55.708	54.417	15.325	20.739	18.353	138.939	130.306	3	11:08:10.311	56.983	15.842	21.585	19.556	129.053	125.905	
(63) Kenny PATERSON																
1	11:06:14.128	58.854	17.631	22.277	18.946	89.120	123.587	4	11:09:07.539	57.228	16.118	22.074	19.036	132.102	123.360	
2	11:07:09.212	55.084	15.354	21.214	18.516	134.215	129.302	5	11:10:03.664	56.125	15.649	21.498	18.978	134.484	128.313	
3	11:08:04.819	55.607	15.387	21.200	19.020	131.326	125.905	6	11:11:00.578	56.914	15.704	21.759	19.451	131.326	126.380	
4	11:09:00.555	55.736	15.860	21.035	18.841	130.306	127.581	7	11:11:58.327	57.749	15.998	22.250	19.501	135.025	122.908	
5	11:09:55.962	55.407	15.510	21.028	18.869	131.070	126.618	8	11:12:54.833	56.506	15.551	21.578	19.377	131.842	126.380	
6	11:10:51.452	55.490	15.633	21.145	18.712	128.068	124.968	9	11:13:51.858	57.025	16.009	21.621	19.395	132.102	126.618	
7	11:11:47.479	56.027	15.350	21.465	19.212	132.624	125.670	10	11:14:49.062	57.204	15.656	22.145	19.403	128.805	125.201	
8	11:12:42.713	55.234	15.842	20.823	18.569	126.857	124.735	(71) Gavin JONES								
9	11:13:37.674	54.961	15.252	21.026	18.683	131.326	126.142	1	11:06:13.541	58.547						

Race Results

KMSC National Motorcycle Racing AC

KMSC Superbikes & KMSC Clubman


Knockhill 1.267 miles

Race 20 - 2nd Race

07/08/2016 11:15

Race (10 Laps) started at 11:05:09

Lap	Time of Day	Lap Tm	S1	S2	S3	SFSpd	S1Spd	Lap	Time of Day	Lap Tm	S1	S2	S3	SFSpd	S1Spd
(37) Steven PATTERSON								(16) Bob STORRAR							
1	11:06:20.174	1:03.882	18.288	24.409	21.185	103.721	112.408	1	11:06:22.959	1:04.941	19.370	24.688	20.883	92.947	104.043
2	11:07:17.991	57.817	16.436	21.932	19.449	124.735	121.572	2	11:07:25.810	1:02.851	16.985	25.469	20.397	122.459	109.474
3	11:08:15.230	57.239	16.255	21.692	19.292	131.842	123.587	3	11:08:26.345	1:00.535	16.866	23.094	20.575	117.526	110.739
4	11:09:12.072	56.842	16.106	21.466	19.270	136.398	125.905	4	11:09:26.431	1:00.086	16.924	23.047	20.115	112.786	108.764
5	11:10:08.860	56.788	16.097	21.707	18.984	134.215	126.380	5	11:10:25.531	59.100	16.655	22.682	19.763	120.049	112.597
6	11:11:06.044	57.184	16.277	21.824	19.083	125.905	123.815	6	11:11:26.087	1:00.556	16.691	23.794	20.071	115.107	115.703
7	11:12:03.047	57.003	15.931	21.725	19.347	134.484	122.014	7	11:12:26.359	1:00.272	17.560	22.677	20.035	122.236	111.474
8	11:12:59.475	56.428	15.749	21.700	18.979	133.415	121.572	8	11:13:26.403	1:00.044	16.905	23.197	19.942	116.709	111.474
9	11:13:55.072	55.597	15.506	21.317	18.774	135.845	126.380	9	11:14:26.963	1:00.560	17.395	22.857	20.308	113.166	112.786
10	11:14:50.514	55.442	15.637	21.218	18.587	133.415	125.201	(54) Gordon DUNCAN							
(85) Steven HORNE								1	11:06:21.275	1:03.816	18.001	24.857	20.958	100.310	115.903
1	11:06:21.023	1:04.345	18.187	25.077	21.081	96.558	116.709	2	11:07:22.015	1:00.740	17.498	23.264	19.978	118.356	111.105
2	11:07:20.198	59.175	17.549	22.016	19.610	126.618	117.733	3	11:08:22.363	1:00.348	16.686	23.313	20.349	120.480	120.915
3	11:08:16.583	56.385	15.799	21.218	19.368	131.070	123.360	4	11:09:22.532	1:00.169	17.561	22.544	20.064	116.304	117.116
4	11:09:13.318	56.735	15.871	21.685	19.179	130.814	122.683	5	11:10:24.334	1:01.802	17.265	23.823	20.714	118.356	113.742
5	11:10:09.262	55.944	15.821	21.262	18.861	131.070	125.201	6	11:11:25.813	1:01.479	17.277	23.805	20.397	112.786	111.660
6	11:11:06.803	57.541	16.040	22.265	19.236	130.560	123.587	7	11:12:27.046	1:01.233	18.052	23.182	19.999	117.526	104.856
7	11:12:03.968	57.165	15.733	21.811	19.621	130.560	123.133	8	11:13:28.005	1:00.959	16.919	22.897	21.143	114.129	117.321
8	11:13:00.659	56.691	15.759	21.611	19.321	127.824	123.815	9	11:14:28.268	1:00.263	17.298	22.953	20.012	112.786	119.621
9	11:13:56.793	56.134	15.834	21.212	19.088	128.313	124.273	(26) Steven MacINTYRE							
10	11:14:53.044	56.251	15.840	21.402	19.009	126.857	123.587	1	11:06:23.519	1:05.459	18.380	26.106	20.973	96.281	99.125
(122) David SUDDER								2	11:07:27.656	1:04.137	17.148	25.641	21.348	114.129	113.166
1	11:06:17.133	1:01.491	18.352	22.941	20.198	91.179	110.739	3	11:08:28.454	1:00.798	17.046	23.436	20.316	123.815	115.703
2	11:07:14.550	57.417	16.323	21.633	19.461	125.670	124.968	4	11:09:29.006	1:00.552	16.466	23.398	20.688	124.735	116.103
3	11:08:12.668	58.118	16.185	21.519	20.414	127.581	123.587	5	11:10:30.081	1:01.075	17.244	23.340	20.491	119.196	116.506
4	11:09:09.614	56.946	16.102	21.475	19.369	127.824	124.733	6	11:11:31.399	1:01.318	16.651	23.870	20.797	123.815	113.549
5	11:10:06.500	56.886	15.775	21.693	19.418	126.618	126.618	7	11:12:32.290	1:00.891	16.539	23.837	20.515	124.044	111.290
6	11:11:02.990	56.490	15.710	21.292	19.488	126.857	125.201	8	11:13:31.921	59.631	17.113	22.511	20.007	124.968	116.912
7	11:12:07.206	1:04.216	15.850	26.769	21.597	127.581	124.044	9	11:14:31.418	59.497	16.703	22.385	20.409	122.908	120.265
8	11:13:04.164	56.958	15.915	21.333	19.710	127.581	124.504	(12) Gordon McDONALD							
9	11:14:01.380	57.216	15.618	21.649	19.949	127.098	126.857	1	11:06:22.628	1:05.344	18.936	25.292	21.116	90.564	96.419
10	11:14:58.141	56.761	15.931	21.224	19.606	120.049	123.815	2	11:07:25.401	1:02.773	17.040	24.973	20.760	124.273	108.238
(82) Geraint JONES								3	11:08:25.897	1:00.496	16.733	23.089	20.674	122.908	111.846
1	11:06:20.582	1:04.423	18.289	24.612	21.522	99.272	117.526	4	11:09:26.458	1:00.561	17.027	22.813	20.721	122.683	112.033
2	11:07:18.555	57.973	16.461	21.808	19.704	124.968	123.587	5	11:10:28.010	1:01.552	17.483	23.123	20.946	114.714	114.714
3	11:08:15.973	57.418	16.577	21.479	19.362	128.805	124.044	6	11:11:29.854	1:01.844	16.916	23.509	21.419	115.703	111.846
4	11:09:13.050	57.077	16.184	21.450	19.443	132.624	123.360	7	11:12:30.467	1:00.613	16.871	23.291	20.451	116.103	107.544
5	11:10:11.416	58.366	16.614	22.053	19.699	129.053	121.352	8	11:13:31.644	1:01.177	17.018	23.249	20.910	119.409	113.166
6	11:11:10.187	58.771	16.693	22.373	19.705	128.068	121.792	9	11:14:32.353	1:00.709	17.464	22.906	20.339	118.356	116.103
7	11:12:07.764	57.577	16.216	21.615	19.746	127.339	122.236	(23) Alex MacLEOD							
8	11:13:05.284	57.520	16.297	21.655	19.568	127.824	125.201	1	11:06:24.100	1:06.357	19.485	25.827	21.045	91.552	104.856
9	11:14:03.239	57.955	16.828	21.719	19.408	129.053	124.968	2	11:07:27.484	1:03.384	17.382	24.650	21.352	121.572	112.220
10	11:15:02.441	59.202	16.909	22.494	19.799	127.581	121.572	3	11:08:29.687	1:02.203	17.123	24.050	21.030	127.339	113.935
(151) Scott MILLER								4	11:09:30.283	1:00.596	16.666	23.314	20.616	125.435	119.835
1	11:06:20.713	1:04.255	18.669	24.462	21.124	106.183	109.474	5	11:10:31.133	1:00.850	16.862	23.486	20.502	124.044	114.714
2	11:07:20.363	59.650	17.059	22.267	20.324	125.201	117.526	6	11:11:31.911	1:00.778	16.195	23.962	20.621	126.857	113.357
3	11:08:18.238	57.875	16.355	21.914	19.606	131.326	120.265	7	11:12:33.238	1:01.327	16.467	24.126	20.734	120.480	117.321
4	11:09:16.531	58.293	16.257	22.151	19.885	131.326	122.236	8	11:13:32.909	59.671	16.434	22.942	20.295	126.142	103.721
5	11:10:15.582	59.051	16.919	22.148	19.984	124.735	118.985	9	11:14:32.712	59.803	16.617	22.850	20.336	129.551	122.014
6	11:11:16.120	1:00.538	16.763	23.520	20.255	125.905	117.940	(4) Daniel MacLEAN							
7	11:12:15.715	59.595	16.983	22.492	20.120	129.302	117.940	1	11:06:15.940	1:00.190	17.604	23.125	19.461	100.161	127.098
8	11:13:15.727	1:00.012	17.433	22.264	20.315	129.302	112.220	2	11:07:13.844	57.904	16.098	21.930	19.876	130.560	126.142
9	11:14:14.346	58.619	16.803	21.835	19.981	125.435	120.915	3	11:08:10.670	56.826	16.145	21.684	18.997	131.070	130.306
(41) Lukasz PIEC								4	11:09:06.423	55.753	15.657	21.004	19.092	136.954	128.559
1	11:06:21.643	1:04.498	18.809	25.156	20.533	91.427	99.863	5	11:10:02.122	55.699	15.630	21.130	18.939	133.947	131.842
2	11:07:23.061	1:01.418	17.331	23.986	20.101	125.201	104.529								
3	11:08:22.832	59.771	16.735	23.270	19.766	131.584	105.349								
4	11:09:22.685	59.853	17.388	22.602	19.863	121.792	109.118								
5	11:10:23.943	1:01.258	17.237	23.947	20.074	113.549	108.764								

Clerk of the Course.**Sig :** Time :**Chief Timekeeper : Ian Sharp (SMART Timing)****Results available at www.mylaps.com and www.smart-timing.co.uk****Printed: 07/08/2016 19:05:48**



Race Results


KMSC National Motorcycle Racing AC

KMSC Superbikes & KMSC Clubman	Knockhill 1.267 miles
Race 20 - 2nd Race	07/08/2016 11:15
Race (10 Laps) started at 11:05:09	

Lap	Time of Day	Lap Tm	S1	S2	S3	SFSpd	S1Spd	Lap	Time of Day	Lap Tm	S1	S2	S3	SFSpd	S1Spd
<hr/>															
<small>(112) William MONIE</small>															
1	11:06:15.236	59.075	17.262	22.304	19.509	102.926	125.670								
<hr/>															
<small>(105) James VEVERS</small>															
1	11:06:20.333	1:05.023	18.626	24.765	21.632	89.596	103.882								

Clerk of the Course. Orbits

Sig : Time :
 Chief Timekeeper : Ian Sharp (SMART Timing)
 Results available at www.mylaps.com and www.smart-timing.co.uk
 Printed: 07/08/2016 19:05:48



KMSC National Motorcycle Racing AC

Lapchart

KMSC Superbikes & KMSC Clubman

Knockhill 1.267 miles

Race 20 - 2nd Race

07/08/2016 11:15

Race (10 Laps) started at 11:05:09

Competitors	Laps											
		0	1	2	3	4	5	6	7	8	9	10
Bruce BIRNIE (79)	1	79	79	79	79	79	79	79	79	79	79	79
Kristopher DUNCAN (119)	2	119	119	119	119	119	119	119	119	119	119	119
Alan DAVISON (6)	3	6	34	34	34	6	6	6	6	6	6	6
Scott SHAND (55)	4	55	6	6	6	34	34	34	34	34	34	34
Gavin JONES (71)	5	71	7	7	7	7	7	7	7	31	31	31
James LAING (7)	6	7	71	71	63	31	31	31	31	7	7	7
John DEAN (34)	7	34	63	63	71	63	63	63	63	33	63	63
Des BURNS (67)	8	67	33	33	31	71	71	71	33	63	71	71
Kenny PATERSON (63)	9	63	112	31	33	33	33	33	71	71	33	33
Aran SADLER (144)	10	144	144	144	69	4	4	69	69	69	69	69
James VEVERS (105)	11	105	31	69	144	69	69	144	144	144	144	144
Graeme BODEL (33)	12	33	4	4	4	144	144	122	37	37	37	37
David SUDDER (122)	13	122	69	122	122	122	122	37	85	85	85	85
Daniel MacLEAN (4)	14	4	122	37	37	37	37	85	122	122	122	122
Geraint JONES (82)	15	82	37	82	82	82	85	82	82	82	82	82
William MONIE (112)	16	112	105	85	85	85	82	151	151	151	151	151
Rodney SCOTT (69)	17	69	82	151	151	151	151	41	41	41	41	41
Steven PATTERSON (37)	18	37	151	54	54	54	41	54	16	16	16	16
Scott MILLER (151)	19	151	85	41	41	41	54	16	54	54	54	54
Steven HORNE (85)	20	85	54	12	12	16	16	12	12	12	26	26
Torquil PATERSON (31)	21	31	41	16	16	12	12	26	26	26	12	12
Lukasz PIEC (41)	22	41	12	23	26	26	26	23	23	23	23	23
Gordon McDONALD (12)	23	12	16	26	23	23	23					
Gordon DUNCAN (54)	24	54	26									
Alex MacLEOD (23)	25	23	23									
Bob STORRAR (16)	26	16										
Steven MacINTYRE (26)	27	26										
-	28											
-	29											

Clerk of the Course.

Sig : Time :
 Chief Timekeeper : Ian Sharp (SMART Timing)
 Results available at www.mylaps.com and www.smart-timing.co.uk

Printed: 07/08/2016 18:33:45

Orbits



Race Results

KMSC National Motorcycle Racing AC

Sorted on Laps

KMSC Sidecars

Knockhill 1.267 miles

Race 22 - 3rd Race

07/08/2016 11:45

Race (10 Laps) started at 11:22:50

Pos	No.	Name	Make/Model	CC	Class	Laps	Total Tm	Diff	Best Tm	In Lap	Best Speed
1	111	HOSKISSON / HARDIE	Baker	750	SC	10	10:03.238		59.064	2	77.223
2	964	ANDERSON / MAYHEW	Molyneux	DMR	SC	10	10:26.497	23.259	1:00.291	2	75.651
3	55	SOUTER / HUGHES	LCR	F2 750	SC	10	10:59.272	56.034	1:03.931	6	71.344
4	5	ANDREWS Snr / NIX	RCN	GSXR 1000	SC	9	10:43.226	1 Lap	1:07.918	1	67.156
5	50	BROWNE / McKAY	Baker / Ireson	600	SC	9	10:44.239	1 Lap	1:08.640	8	66.449
6	57	McKINLAY / YUILL	Sherrbourne	600RR	SC	9	10:44.319	1 Lap	1:08.740	1	66.353

Margin of Victory	Avg. Speed	Best Lap Tm	Best Speed	Best Lap by
23.259	75.610	59.064	77.223	111 - HOSKISSON / HARDIE

Clerk of the Course.

Orbits

Sig :

Time :

Chief Timekeeper : Ian Sharp (SMART Timing)

Results available at www.mylaps.com and www.smart-timing.co.uk

Printed: 07/08/2016 18:53:24



KMSC National Motorcycle Racing AC

KMSC Sidecars

Knockhill 1.267 miles

Race 22 - 3rd Race

07/08/2016 11:45

Race (10 Laps) started at 11:22:50

Lap	Time of Day	Lap Tm	S1	S2	S3	SFSpd	S1Spd	Lap	Time of Day	Lap Tm	S1	S2	S3	SFSpd	S1Spd
(111) HOSKISSON / HARDIE								7	11:31:12.617	1:11.103	20.863	25.961	24.279	94.651	83.157
1	11:23:55.225	59.799	17.418	22.013	20.368	82.240	110.739	8	11:32:23.433	1:10.816	19.823	26.630	24.363	95.731	86.146
2	11:24:54.289	59.064	16.821	22.022	20.221	114.910	112.033	9	11:33:34.512	1:11.079	20.183	26.726	24.170	98.254	87.837
3	11:25:53.399	59.110	16.915	21.982	20.213	112.976	111.290								
4	11:26:52.800	59.401	16.790	22.144	20.467	114.910	110.556								
5	11:27:52.994	1:00.194	17.281	22.151	20.762	113.549	110.739								
6	11:28:53.262	1:00.268	17.194	22.422	20.652	113.935	110.374								
7	11:29:53.241	59.979	17.078	22.672	20.229	115.305	103.561								
8	11:30:53.188	59.947	17.061	22.408	20.478	115.107	108.764								
9	11:31:52.931	59.743	17.012	22.150	20.581	114.129	109.653								
10	11:32:53.431	1:00.500	17.002	22.882	20.616	114.323	109.296								

(964) ANDERSON / MAYHEW							
1	11:23:57.400	1:01.791	18.157	22.439	21.195	76.958	103.721
2	11:24:57.691	1:00.291	16.985	22.263	21.043	108.588	104.529
3	11:25:58.923	1:01.232	17.007	23.092	21.133	106.520	103.882
4	11:26:59.870	1:00.947	17.042	22.875	21.030	108.413	103.402
5	11:28:01.115	1:01.245	17.228	23.014	21.003	107.030	102.454
6	11:29:02.884	1:01.769	17.247	23.541	20.981	108.064	102.142
7	11:30:04.502	1:01.618	17.078	23.324	21.216	108.064	101.987
8	11:31:07.951	1:03.449	17.515	24.681	21.253	107.890	101.524
9	11:32:11.458	1:03.507	17.976	24.035	21.496	107.372	98.688
10	11:33:16.690	1:05.232	17.836	24.685	22.711	106.859	100.762

(55) SOUTER / HUGHES							
1	11:24:01.609	1:05.050	19.089	24.433	21.528	76.000	99.419
2	11:25:06.855	1:05.246	18.563	24.342	22.341	111.105	94.785
3	11:26:12.737	1:05.882	19.474	24.894	21.514	105.515	95.188
4	11:27:18.467	1:05.730	19.013	24.872	21.845	106.183	90.442
5	11:28:23.716	1:05.249	19.161	24.161	21.927	102.454	93.988
6	11:29:27.647	1:03.931	18.517	24.361	21.053	110.739	98.833
7	11:30:32.878	1:05.231	19.797	24.573	20.861	114.323	100.011
8	11:31:37.842	1:04.964	18.897	24.735	21.332	107.717	102.454
9	11:32:43.856	1:06.014	19.086	25.793	21.135	104.366	76.870
10	11:33:49.465	1:05.609	18.898	25.381	21.330	110.922	97.540

(5) ANDREWS Snr / NIX							
1	11:24:04.759	1:07.918	20.248	26.080	21.590	77.224	86.257
2	11:25:13.436	1:08.677	19.891	26.330	22.456	103.242	96.419
3	11:26:26.301	1:12.865	20.426	27.632	24.807	106.015	84.200
4	11:27:37.192	1:10.891	20.644	26.845	23.402	107.372	86.927
5	11:28:48.675	1:11.483	20.884	27.519	23.080	109.653	91.552
6	11:30:00.546	1:11.871	21.084	27.682	23.105	108.238	90.932
7	11:31:11.424	1:10.878	20.531	27.007	23.340	111.474	90.198
8	11:32:22.097	1:10.673	20.412	27.202	23.059	110.922	87.266
9	11:33:33.419	1:11.322	20.551	27.510	23.261	112.786	87.266

(50) BROWNE / McKAY							
1	11:24:10.216	1:12.518	21.249	27.112	24.157	74.152	98.688
2	11:25:20.615	1:10.399	19.883	26.580	23.936	106.015	97.399
3	11:26:32.203	1:11.588	20.410	26.908	24.270	107.372	98.979
4	11:27:43.879	1:11.676	20.316	26.698	24.662	105.681	100.161
5	11:28:53.884	1:10.005	19.690	26.584	23.731	105.020	98.688
6	11:30:04.324	1:10.440	18.977	27.101	24.362	108.941	98.979
7	11:31:15.657	1:11.333	19.982	27.477	23.874	106.520	99.863
8	11:32:24.297	1:08.640	19.521	25.721	23.398	108.764	98.254
9	11:33:34.432	1:10.135	19.608	27.292	23.235	110.193	85.925

(57) McKINLAY / YUILL							
1	11:24:05.296	1:08.740	20.053	25.777	22.910	73.583	88.299
2	11:25:15.877	1:10.581	20.349	25.806	24.426	97.540	87.837
3	11:26:27.774	1:11.897	20.295	26.103	25.499	90.686	86.035
4	11:27:38.705	1:10.931	20.332	26.116	24.483	91.802	88.068
5	11:28:50.797	1:12.092	20.623	26.534	24.935	93.205	88.532
6	11:30:01.514	1:10.717	20.322	26.368	24.027	95.323	88.884

Clerk of the Course.

Orbits

Sig : _____ Time : _____
 Chief Timekeeper : Ian Sharp (SMART Timing)
 Results available at www.mylaps.com and www.smart-timing.co.uk





Race Results

KMSC National Motorcycle Racing AC

Lapchart

KMSC Sidecars

Knockhill 1.267 miles

Race 22 - 3rd Race

07/08/2016 11:45

Race (10 Laps) started at 11:22:50

Competitors	Laps											
	0	1	2	3	4	5	6	7	8	9	10	
HOSKISSON / HARDIE (111)	1	111	111	111	111	111	111	111	111	111	111	111
ANDERSON / MAYHEW (964)	2	964	964	964	964	964	964	964	964	964	964	964
McKINLAY / YUILL (57)	3	57	55	55	55	55	55	55	55	55	55	55
SOUTER / HUGHES (55)	4	55	5	5	5	5	5	5	5	5	5	5
ANDREWS Snr / NIX (5)	5	5	57	57	57	57	57	57	57	57	50	
BROWNE / McKAY (50)	6	50	50	50	50	50	50	50	50	50	57	

Clerk of the Course.

Sig : Time :
Chief Timekeeper : Ian Sharp (SMART Timing)

Results available at www.mylaps.com and www.smart-timing.co.uk

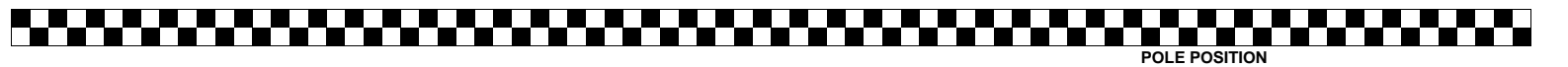
Orbits





KMSC National Motorcycle Racing AC

<p>KMSC Sidecars</p> <p>Race 29 - 4th Race</p> <p>Race (10 Laps)</p>	<p>Knockhill 1.267 miles</p> <p>07/08/2016 15:00</p>
--	--



POLE POSITION

<p>3</p> <div style="border: 1px solid black; padding: 5px; margin: 5px auto; width: 80%;">55 SOUTER / HUGHES</div>	<p>2</p> <div style="border: 1px solid black; padding: 5px; margin: 5px auto; width: 80%;">964 ANDERSON / MAYHEW</div>	<p>1</p> <div style="border: 1px solid black; padding: 5px; margin: 5px auto; width: 80%;">111 HOSKISSON / HARDIE</div>	1
<p>6</p> <div style="border: 1px solid black; padding: 5px; margin: 5px auto; width: 80%;">57 McKINLAY / YUILL</div>	<p>5</p> <div style="border: 1px solid black; padding: 5px; margin: 5px auto; width: 80%;">50 BROWNE / McKAY</div>	<p>4</p> <div style="border: 1px solid black; padding: 5px; margin: 5px auto; width: 80%;">5 ANDREWS Snr / NIX</div>	2