

Knockhill

16th April 2017

Anti-Clockwise



POWERED BY



RA MOTORSPORT DEVELOPMENTS



WHITELINE Nolathane



S.M.A.R.T.

Scottish Motorsports Automatic Race Timing

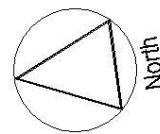
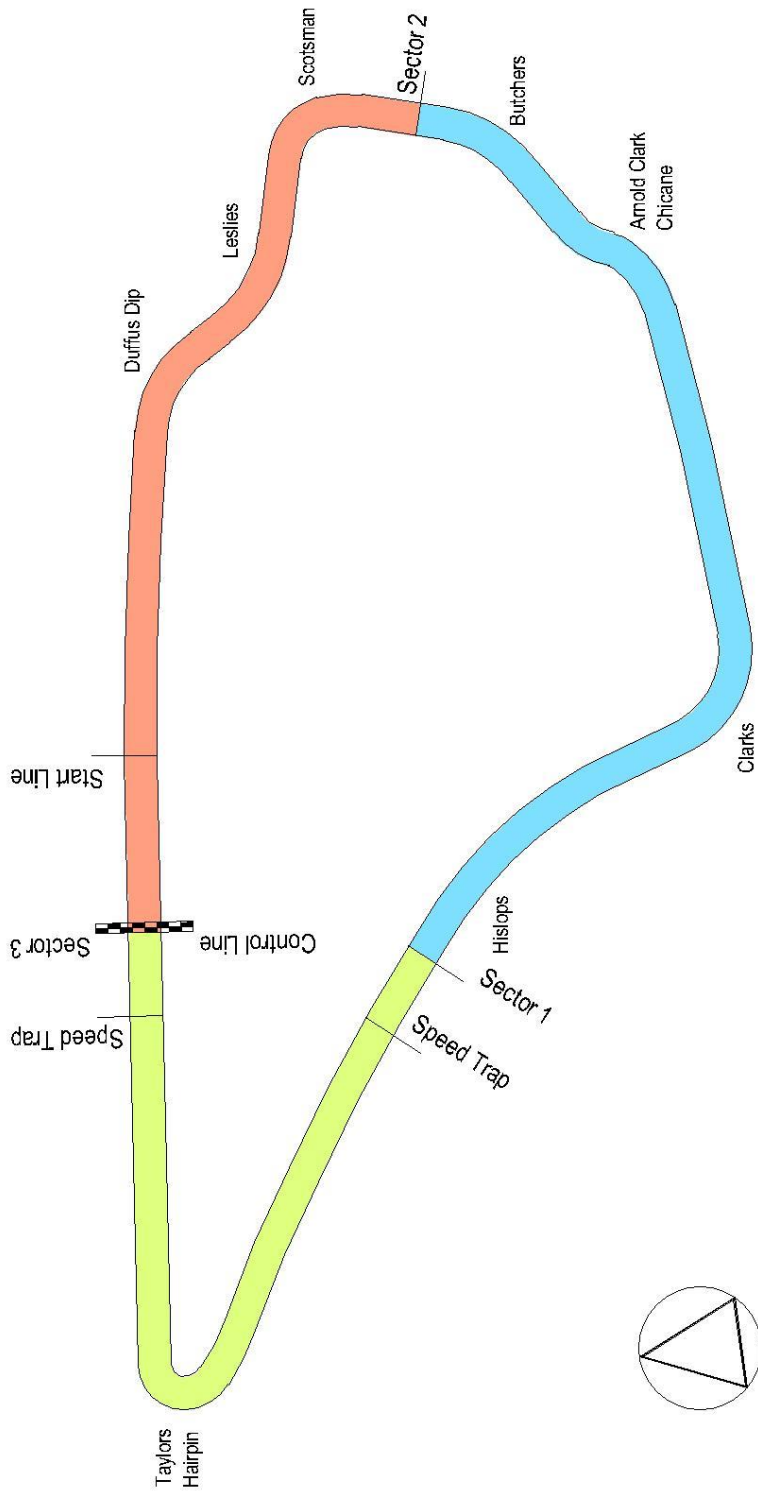

Ravenslea, Melrose Road, Galashiels, TD1 2AT

Telephone : 01896 – 752447

Scottish Motorsports Automatic Race Timing

Circuit layout

Knockhill – Anti Clockwise



Sector	Length
Sector 1	0.334 Mile
Sector 2	0.503 Mile
Sector 3	0.433 Mile

Super Lap Scotland - Round 1 AC

Sorted on best lap time

Super Lap Scotland Knockhill 1.267 miles
 Warm Up - Group 1 16/04/2017 09:20
 Practice started at 9:20:06

Pos	No.	Name	Make/Model	Class Code	Laps	Best Tm	Diff	Best Speed	2nd Best
1	43	Stuart BUCHAN	Renault Clio 172 Cup	SLS-E	12	1:00.712		75.123	1:01.218
2	83	Fraser JAMIESON	Renault Clio 172 Ph1	SLS-E	12	1:00.821	0.109	74.988	1:01.004
3	54	Steven McNAB	Renault Clio	SLS-E	7	1:01.220	0.508	74.499	1:01.565
4	12	James McELENY	Subaru Impreza	SLS-E	8	1:01.427	0.715	74.248	1:05.168
5	31	Stephen MacFARLANE	Subaru Impreza	SLS-E	13	1:01.532	0.820	74.121	1:02.049
6	67	Marshall WISHART	Mazda RX8	SLS-F	15	1:01.594	0.882	74.047	1:01.878
7	38	Chris HISLOP	Renault Clio 197	SLS-F	10	1:01.748	1.036	73.862	1:01.874
8	103	Stuart ROBERTSON	Renault Clio	SLS-E	2	1:01.807	1.095	73.792	1:22.062
9	41	Neil METHVEN	Renault Clio 182	SLS-F	9	1:01.864	1.152	73.724	1:02.221
10	6	Michael FOSTER	Renault Clio 172	SLS-E	14	1:02.055	1.343	73.497	1:02.109
11	48	Robert JOBSON	Audi A3 3.2	SLS-F	11	1:03.094	2.382	72.286	1:03.657
12	15	Craig WALLACE	Renault Sport Megane	SLS-E	8	1:03.646	2.934	71.659	1:03.909
13	53	Jamie GOUDIE	Mazda MX5	SLS-E	9	1:07.794	7.082	67.275	1:08.126
14	56	Ian BIAGI	BMC Mini Clubman	SLS-E	5	1:08.176	7.464	66.898	1:08.218
15	132	Suzanne BUIST	Mini Cooper S	SLS-F	9	1:09.859	9.147	65.286	1:12.857

Announcements

Car No.54 - No working transponder - Please fix before Practice.

Clerk of the Course :

Sig : Time :

Chief Timekeeper : Ian Sharp (SMART Timing)

Results available at www.speedhive.com and www.smart-timing.co.uk

Printed: 17/04/2017 17:30:35

Orbits





Super Lap Scotland - Round 1 AC

Super Lap Scotland

Knockhill 1.267 miles

Warm Up - Group 1

16/04/2017 09:20

Practice started at 9:20:06

Lap	Time of Day	Lap Tm	S1	S2	S3	SFSpd	S1Spd	Lap	Time of Day	Lap Tm	S1	S2	S3	SFSpd	S1Spd
2	9:22:58.351	1:10.598	19.727	24.275	26.596	101.987	84.095								
3	9:24:06.620	1:08.269	20.917			98.254	75.742								
4	9:26:57.711	2:51.091	21.553	29.013	2:00.525	88.767	68.268								
5	9:28:07.145	1:09.434	22.339	24.841	22.254	48.912	80.950								
6	9:30:39.566	2:32.421	20.193	32.033	1:40.195	90.320	76.782								
7	9:34:47.427	4:07.861	21.669			43.212	79.136								
8	9:35:55.221	1:07.794	21.827			40.402	84.412								
9	9:37:03.347	1:08.126	19.779	24.669	23.678	95.323	80.853								

(56) Ian BIAGI

1	9:22:21.823	1:37.508	29.926			34.627	48.523
2	9:23:37.720	1:15.897	22.855	27.038	26.004	76.086	69.686
3	9:24:49.076	1:11.356	22.478	26.019	22.859	71.164	71.773
4	9:25:57.294	1:08.218	19.198	25.577	23.443	90.686	86.479
5	9:27:05.470	1:08.176	19.435			94.385	84.200

(132) Suzanne BUIST

1	9:22:05.513	1:27.700	28.524	32.238	26.938	33.705	60.786
2	9:23:22.936	1:17.423	22.248	29.223	25.952	86.590	77.671
3	9:24:42.188	1:19.252	23.185	28.714	27.353	87.266	74.234
4	9:25:56.282	1:14.094	22.419	27.583	24.092	85.815	74.730
5	9:27:12.115	1:15.833	20.944	27.665	27.224	102.768	75.148
6	9:28:40.891	1:28.776	25.416	34.891	28.469	65.663	63.851
7	9:29:53.748	1:12.857	20.972	28.206	23.679	92.435	74.981
8	9:31:03.607	1:09.859	19.882	26.226	23.751	105.515	81.343
9	9:32:20.547	1:16.940	22.253	27.854	26.833	90.320	72.159

Clerk of the Course :

Sig : Time :

Chief Timekeeper : Ian Sharp (SMART Timing)

Results available at www.speedhive.com and www.smart-timing.co.uk

Printed: 17/04/2017 17:31:20

Orbits



Super Lap Scotland - Round 1 AC
Sorted on best lap time

Super Lap Scotland

Knockhill 1.267 miles

Warm Up - Group 2

16/04/2017 09:45

Practice started at 9:44:45

Pos	No.	Name	Make/Model	Class Code	Laps	Best Tm	Diff	Best Speed	2nd Best
1	11	Christopher CHERRY	Mitsubishi Evo	SLS-D	16	58.737		77.649	1:00.168
2	77	Ian BONTHRONE	BMW E46 M3	SLS-D	16	58.740	0.003	77.645	59.096
3	76	Robbie WYPER	Mitsubishi Evo 8 MR	SLS-C	13	59.152	0.415	77.104	1:00.577
4	44	Steven JEFFERIES	Mitsubishi Evo VI	SLS-D	11	59.215	0.478	77.022	59.961
5	5	Paul TOMLINSON	Subaru Impreza	SLS-D	13	1:00.214	1.477	75.744	1:01.392
6	100	Paul TOUGH	BMW M3	SLS-D	9	1:00.693	1.956	75.146	1:01.182
7	45	Euan BEGBIE	Volkswagen Golf	SLS-D	13	1:00.819	2.082	74.990	1:01.136
8	34	Blair McCONACHIE	BMW M5	SLS-C	13	1:02.588	3.851	72.871	1:03.807
9	63	Martyn HENRY	Vauxhall Astra VXR	SLS-C	7	1:03.634	4.897	71.673	1:04.046
10	23	Andrew COWIE	Subaru Impreza	SLS-E	11	1:04.268	5.531	70.966	1:05.574
11	21	Marc IRVINE	Ford Focus ST	SLS-D	11	1:04.556	5.819	70.649	1:04.769
12	10	Jack REID	Mercedes A45 AMG	SLS-C	13	1:05.260	6.523	69.887	1:05.521
13	131	Keith COWIE	Seat Leon Supercopa	SLS-C	4	1:06.509	7.772	68.575	1:07.160
14	3	Jean-Luc CARTWRIGHT	Lexus IS-F	SLS-D	16	1:06.691	7.954	68.388	1:07.702
15	9	Steven ARKLEY	Westfield Megabusa	SLS-C	12	1:09.496	10.759	65.627	1:10.637
16	78	David RYBOWSKI	Subaru Impreza WRX	SLS-D	11	1:09.925	11.188	65.225	1:10.662
17	73	Robert DAVEY	Lotus Elise S220 Cup	SLS-D	17	1:10.656	11.919	64.550	1:10.757
18	42	Alex MILNE	Audi TTRS Plus	SLS-D	8	1:12.289	13.552	63.092	1:13.230

Clerk of the Course :

Sig : Time :

Chief Timekeeper : Ian Sharp (SMART Timing)

 Results available at www.speedhive.com and www.smart-timing.co.uk

Printed: 17/04/2017 17:31:41

Orbits



Super Lap Scotland - Round 1 AC

Sorted on best lap time

Super Lap Scotland

Knockhill 1.267 miles

Warm Up - Group 3

16/04/2017 10:10

Practice started at 10:09:43

Pos	No.	Name	Make/Model	Class Code	Laps	Best Tm	Diff	Best Speed	2nd Best
1	79	Eric HOLMES	Mitsubishi Evo	SLS-P	13	59.035		77.257	1:00.479
2	25	Alastair MOWAT	BMW M3	SLS-A	12	1:01.495	2.460	74.166	1:01.874
3	51	Colin DORWARD	Mitsubishi Evo 5	SLS-P	10	1:02.315	3.280	73.190	1:04.492
4	29	Archie BAIN	Subaru Impreza Type RA	SLS-A	12	1:02.581	3.546	72.879	1:04.526
5	46	George RIGBY	Subaru Impreza Spec-C	SLS-B	6	1:03.112	4.077	72.266	1:05.020
6	52	Keith BOYD	Honda Civic	SLS-B	11	1:03.736	4.701	71.558	1:04.223
7	7	David LONG	Caterham R400	SLS-P	8	1:03.818	4.783	71.466	1:05.084
8	32	John STEVENSON	Subaru Impreza	SLS-A	10	1:03.927	4.892	71.345	1:04.241
9	17	Craig McCREADY	Vauxhall VX220 Turbo	SLS-B	10	1:06.940	7.905	68.133	1:09.698
10	85	Lowell FORSYTH	Lotus Exige	SLS-A	12	1:06.950	7.915	68.123	1:09.128

Clerk of the Course :

Orbits

Sig : Time :

Chief Timekeeper : Ian Sharp (SMART Timing)

Results available at www.speedhive.com and www.smart-timing.co.uk

Printed: 17/04/2017 17:32:15



Super Lap Scotland - Round 1 AC

Sorted on best lap time

Super Lap Scotland

Knockhill 1.267 miles

Warm Up - Combined

16/04/2017 09:20

Practice started at 9:20:06

Pos	No.	Name	Make/Model	Class Code	Laps	Best Tm	Diff	Best Speed	2nd Best
1	11	Christopher CHERRY	Mitsubishi Evo	SLS-D	16	58.737		77.649	1:00.168
2	77	Ian BONTHRONE	BMW E46 M3	SLS-D	16	58.740	0.003	77.645	59.096
3	79	Eric HOLMES	Mitsubishi Evo	SLS-P	13	59.035	0.298	77.257	1:00.479
4	76	Robbie WYPER	Mitsubishi Evo 8 MR	SLS-C	13	59.152	0.415	77.104	1:00.577
5	44	Steven JEFFERIES	Mitsubishi Evo VI	SLS-D	11	59.215	0.478	77.022	59.961
6	5	Paul TOMLINSON	Subaru Impreza	SLS-D	13	1:00.214	1.477	75.744	1:01.392
7	100	Paul TOUGH	BMW M3	SLS-D	9	1:00.693	1.956	75.146	1:01.182
8	43	Stuart BUCHAN	Renault Clio 172 Cup	SLS-E	12	1:00.712	1.975	75.123	1:01.218
9	45	Euan BEGBIE	Volkswagen Golf	SLS-D	13	1:00.819	2.082	74.990	1:01.136
10	83	Fraser JAMIESON	Renault Clio 172 Ph1	SLS-E	12	1:00.821	2.084	74.988	1:01.004
11	54	Steven McNAB	Renault Clio	SLS-E	6	1:01.220	2.483	74.499	1:01.565
12	12	James McELENY	Subaru Impreza	SLS-E	8	1:01.427	2.690	74.248	1:05.168
13	25	Alastair MOWAT	BMW M3	SLS-A	13	1:01.495	2.758	74.166	1:01.874
14	31	Stephen MacFARLANE	Subaru Impreza	SLS-E	13	1:01.532	2.795	74.121	1:02.049
15	67	Marshall WISHART	Mazda RX8	SLS-F	15	1:01.594	2.857	74.047	1:01.878
16	38	Chris HISLOP	Renault Clio 197	SLS-F	10	1:01.748	3.011	73.862	1:01.874
17	103	Stuart ROBERTSON	Renault Clio	SLS-E	2	1:01.807	3.070	73.792	1:22.062
18	41	Neil METHVEN	Renault Clio 182	SLS-F	9	1:01.864	3.127	73.724	1:02.221
19	6	Michael FOSTER	Renault Clio 172	SLS-E	14	1:02.055	3.318	73.497	1:02.109
20	51	Colin DORWARD	Mitsubishi Evo 5	SLS-P	10	1:02.315	3.578	73.190	1:04.492
21	29	Archie BAIN	Subaru Impreza Type RA	SLS-A	12	1:02.581	3.844	72.879	1:04.526
22	34	Blair McCONACHIE	BMW M5	SLS-C	13	1:02.588	3.851	72.871	1:03.807
23	48	Robert JOBSON	Audi A3 3.2	SLS-F	11	1:03.094	4.357	72.286	1:03.657
24	46	George RIGBY	Subaru Impreza Spec-C	SLS-B	6	1:03.112	4.375	72.266	1:05.020
25	63	Martyn HENRY	Vauxhall Astra VXR	SLS-C	7	1:03.634	4.897	71.673	1:04.046
26	15	Craig WALLACE	Renault Sport Megane	SLS-E	8	1:03.646	4.909	71.659	1:03.909
27	52	Keith BOYD	Honda Civic	SLS-B	11	1:03.736	4.999	71.558	1:04.223
28	7	David LONG	Caterham R400	SLS-P	8	1:03.818	5.081	71.466	1:05.084
29	32	John STEVENSON	Subaru Impreza	SLS-A	10	1:03.927	5.190	71.345	1:04.241
30	23	Andrew COWIE	Subaru Impreza	SLS-E	11	1:04.268	5.531	70.966	1:05.574
31	21	Marc IRVINE	Ford Focus ST	SLS-D	11	1:04.556	5.819	70.649	1:04.769
32	10	Jack REID	Mercedes A45 AMG	SLS-C	13	1:05.260	6.523	69.887	1:05.521
33	131	Keith COWIE	Seat Leon Supercopa	SLS-C	4	1:06.509	7.772	68.575	1:07.160
34	3	Jean-Luc CARTWRIGHT	Lexus IS-F	SLS-D	16	1:06.691	7.954	68.388	1:07.702
35	17	Craig McCREADY	Vauxhall VX220 Turbo	SLS-B	10	1:06.940	8.203	68.133	1:09.698
36	85	Lowell FORSYTH	Lotus Exige	SLS-A	12	1:06.950	8.213	68.123	1:09.128
37	53	Jamie GOUDIE	Mazda MX5	SLS-E	9	1:07.794	9.057	67.275	1:08.126
38	56	Ian BIAGI	BMC Mini Clubman	SLS-E	5	1:08.176	9.439	66.898	1:08.218
39	9	Steven ARKLEY	Westfield Megabusa	SLS-C	12	1:09.496	10.759	65.627	1:10.637
40	132	Suzanne BUIST	Mini Cooper S	SLS-F	9	1:09.859	11.122	65.286	1:12.857
41	78	David RYBOWSKI	Subaru Impreza WRX	SLS-D	11	1:09.925	11.188	65.225	1:10.662
42	73	Robert DAVEY	Lotus Elise S220 Cup	SLS-D	17	1:10.656	11.919	64.550	1:10.757
43	42	Alex MILNE	Audi TTRS Plus	SLS-D	8	1:12.289	13.552	63.092	1:13.230

Announcements

Car No's 5, 25, 54 & 85 - No working transponders - Please fix before Practice.

Clerk of the Course :

Sig : Time :

Chief Timekeeper : Ian Sharp (SMART Timing)

Resulats available at www.speedhive.com and www.smart-timing.co.uk

Printed: 17/04/2017 17:42:11

Orbits



Super Lap Scotland - Round 1 AC

Sorted on best lap time

Super Lap Scotland

Knockhill 1.267 miles

Warm Up - Combined

16/04/2017 09:20

Practice started at 9:20:06

Pos	No.	Name	Make/Model	Class Code	Laps	Best Tm	Diff	Best Speed	2nd Best
Super Lap Scotland (A)									
1	25	Alastair MOWAT	BMW M3	SLS-A	13	1:01.495		74.166	1:01.874
2	29	Archie BAIN	Subaru Impreza Type RA	SLS-A	12	1:02.581	1.086	72.879	1:04.526
3	32	John STEVENSON	Subaru Impreza	SLS-A	10	1:03.927	2.432	71.345	1:04.241
4	85	Lowell FORSYTH	Lotus Exige	SLS-A	12	1:06.950	5.455	68.123	1:09.128
Super Lap Scotland (B)									
1	46	George RIGBY	Subaru Impreza Spec-C	SLS-B	6	1:03.112		72.266	1:05.020
2	52	Keith BOYD	Honda Civic	SLS-B	11	1:03.736	0.624	71.558	1:04.223
3	17	Craig McCREADY	Vauxhall VX220 Turbo	SLS-B	10	1:06.940	3.828	68.133	1:09.698
Super Lap Scotland (C)									
1	76	Robbie WYPER	Mitsubishi Evo 8 MR	SLS-C	13	59.152		77.104	1:00.577
2	34	Blair McCONACHIE	BMW M5	SLS-C	13	1:02.588	3.436	72.871	1:03.807
3	63	Martyn HENRY	Vauxhall Astra VXR	SLS-C	7	1:03.634	4.482	71.673	1:04.046
4	10	Jack REID	Mercedes A45 AMG	SLS-C	13	1:05.260	6.108	69.887	1:05.521
5	131	Keith COWIE	Seat Leon Supercopa	SLS-C	4	1:06.509	7.357	68.575	1:07.160
6	9	Steven ARKLEY	Westfield Megabusa	SLS-C	12	1:09.496	10.344	65.627	1:10.637
Super Lap Scotland (D)									
1	11	Christopher CHERRY	Mitsubishi Evo	SLS-D	16	58.737		77.649	1:00.168
2	77	Ian BONTHRONE	BMW E46 M3	SLS-D	16	58.740	0.003	77.645	59.096
3	44	Steven JEFFERIES	Mitsubishi Evo VI	SLS-D	11	59.215	0.478	77.022	59.961
4	5	Paul TOMLINSON	Subaru Impreza	SLS-D	13	1:00.214	1.477	75.744	1:01.392
5	100	Paul TOUGH	BMW M3	SLS-D	9	1:00.693	1.956	75.146	1:01.182
6	45	Euan BEGBIE	Volkswagen Golf	SLS-D	13	1:00.819	2.082	74.990	1:01.136
7	21	Marc IRVINE	Ford Focus ST	SLS-D	11	1:04.556	5.819	70.649	1:04.769
8	3	Jean-Luc CARTWRIGHT	Lexus IS-F	SLS-D	16	1:06.691	7.954	68.388	1:07.702
9	78	David RYBOWSKI	Subaru Impreza WRX	SLS-D	11	1:09.925	11.188	65.225	1:10.662
10	73	Robert DAVEY	Lotus Elise S220 Cup	SLS-D	17	1:10.656	11.919	64.550	1:10.757
11	42	Alex MILNE	Audi TTRS Plus	SLS-D	8	1:12.289	13.552	63.092	1:13.230
Super Lap Scotland (E)									
1	43	Stuart BUCHAN	Renault Clio 172 Cup	SLS-E	12	1:00.712		75.123	1:01.218
2	83	Fraser JAMIESON	Renault Clio 172 Ph1	SLS-E	12	1:00.821	0.109	74.988	1:01.004
3	54	Steven McNAB	Renault Clio	SLS-E	6	1:01.220	0.508	74.499	1:01.565
4	12	James McELENY	Subaru Impreza	SLS-E	8	1:01.427	0.715	74.248	1:05.168
5	31	Stephen MacFARLANE	Subaru Impreza	SLS-E	13	1:01.532	0.820	74.121	1:02.049
6	103	Stuart ROBERTSON	Renault Clio	SLS-E	2	1:01.807	1.095	73.792	1:22.062
7	6	Michael FOSTER	Renault Clio 172	SLS-E	14	1:02.055	1.343	73.497	1:02.109
8	15	Craig WALLACE	Renault Sport Megane	SLS-E	8	1:03.646	2.934	71.659	1:03.909
9	23	Andrew COWIE	Subaru Impreza	SLS-E	11	1:04.268	3.556	70.966	1:05.574

Announcements

Car No's 5, 25, 54 & 85 - No working transponders - Please fix before Practice.

Clerk of the Course :

Sig : Time :

Chief Timekeeper : Ian Sharp (SMART Timing)

 Resulats available at www.speedhive.com and www.smart-timing.co.uk

Printed: 17/04/2017 17:42:45

Orbits



Super Lap Scotland - Round 1 AC

Sorted on best lap time

Super Lap Scotland

Knockhill 1.267 miles

Warm Up - Combined

16/04/2017 09:20

Practice started at 9:20:06

Pos	No.	Name	Make/Model	Class Code	Laps	Best Tm	Diff	Best Speed	2nd Best
10	53	Jamie GOUDIE	Mazda MX5	SLS-E	9	1:07.794	7.082	67.275	1:08.126
11	56	Ian BIAGI	BMC Mini Clubman	SLS-E	5	1:08.176	7.464	66.898	1:08.218

Super Lap Scotland (F)

1	67	Marshall WISHART	Mazda RX8	SLS-F	15	1:01.594		74.047	1:01.878
2	38	Chris HISLOP	Renault Clio 197	SLS-F	10	1:01.748	0.154	73.862	1:01.874
3	41	Neil METHVEN	Renault Clio 182	SLS-F	9	1:01.864	0.270	73.724	1:02.221
4	48	Robert JOBSON	Audi A3 3.2	SLS-F	11	1:03.094	1.500	72.286	1:03.657
5	132	Suzanne BUIST	Mini Cooper S	SLS-F	9	1:09.859	8.265	65.286	1:12.857

Super Lap Scotland (Pro)

1	79	Eric HOLMES	Mitsubishi Evo	SLS-P	13	59.035		77.257	1:00.479
2	51	Colin DORWARD	Mitsubishi Evo 5	SLS-P	10	1:02.315	3.280	73.190	1:04.492
3	7	David LONG	Caterham R400	SLS-P	8	1:03.818	4.783	71.466	1:05.084

Announcements

Car No's 5, 25, 54 & 85 - No working transponders - Please fix before Practice.

Clerk of the Course :

Sig : Time :

Chief Timekeeper : Ian Sharp (SMART Timing)

Resulats available at www.speedhive.com and www.smart-timing.co.uk

Printed: 17/04/2017 17:42:45

Orbits



Super Lap Scotland - Round 1 AC

Sorted on best lap time

Super Lap Scotland

Knockhill 1.267 miles

Practice - Group 1

16/04/2017 10:55

Practice started at 10:55:03

Pos	No.	Name	Make/Model	Class Code	Laps	Best Tm	Diff	Best Speed	2nd Best
1	43	Stuart BUCHAN	Renault Clio 172 Cup	SLS-E	14	1:04.250		70.986	1:04.786
2	6	Michael FOSTER	Renault Clio 172	SLS-E	13	1:04.283	0.033	70.949	1:04.448
3	41	Neil METHVEN	Renault Clio 182	SLS-F	9	1:05.291	1.041	69.854	1:05.727
4	38	Chris HISLOP	Renault Clio 197	SLS-F	13	1:05.381	1.131	69.758	1:05.437
5	83	Fraser JAMIESON	Renault Clio 172 Ph1	SLS-E	10	1:06.689	2.439	68.390	1:07.544
6	12	James McELENY	Subaru Impreza	SLS-E	13	1:06.818	2.568	68.258	1:07.556
7	15	Craig WALLACE	Renault Sport Megane	SLS-E	14	1:06.885	2.635	68.189	1:07.273
8	103	Stuart ROBERTSON	Renault Clio	SLS-E	4	1:06.935	2.685	68.138	1:14.628
9	54	Steven McNAB	Renault Clio	SLS-E	12	1:07.068	2.818	68.003	1:07.150
10	67	Marshall WISHART	Mazda RX8	SLS-F	13	1:07.476	3.226	67.592	1:08.088
11	94	Jonathan SCRIMGEOUR	Vauxhall Astra VXR	SLS-E	13	1:07.627	3.377	67.441	1:07.665
12	48	Robert JOBSON	Audi A3 3.2	SLS-F	11	1:08.088	3.838	66.984	1:10.188
13	56	Ian BIAGI	BMC Mini Clubman	SLS-E	4	1:10.231	5.981	64.941	1:13.849
14	53	Jamie GOUDIE	Mazda MX5	SLS-E	9	1:11.792	7.542	63.529	1:12.188
15	31	Stephen MacFARLANE	Subaru Impreza	SLS-E	1	3:10.128	2:05.878	23.988	

Clerk of the Course :

Sig : Time :

Chief Timekeeper : Ian Sharp (SMART Timing)

 Results available at www.speedhive.com and www.smart-timing.co.uk

Printed: 17/04/2017 17:33:09

Orbits





Super Lap Scotland - Round 1 AC

Super Lap Scotland

Knockhill 1.267 miles

Practice - Group 1

16/04/2017 10:55

Practice started at 10:55:03

Lap	Time of Day	Lap Tm	S1	S2	S3	SFSpd	S1Spd	Lap	Time of Day	Lap Tm	S1	S2	S3	SFSpd	S1Spd
12	11:09:55.299	1:10.585	19.587	27.847	23.151	101.371	89.239								
13	11:11:07.942	1:12.643	19.582	26.634	26.427	106.689	88.532								

(48) Robert JOBSON

1	10:57:06.501	1:22.030	25.618	30.232	26.180	32.688	66.840
2	10:58:19.670	1:13.169	21.384	27.147	24.638	83.054	85.815
3	10:59:32.370	1:12.700	20.329	29.155	23.216	92.690	84.200
4	11:00:40.458	1:08.088	19.061	25.565	23.462	105.184	90.564
5	11:01:50.646	1:10.188	19.935	26.756	23.497	100.914	90.198
6	11:03:01.421	1:10.775	20.713	27.083	22.979	86.146	77.313
7	11:04:14.363	1:12.942	19.338	26.406	27.198	101.524	87.952
8	11:05:28.237	1:13.874	21.847	27.791	24.236	65.727	79.890
9	11:06:39.376	1:11.139	20.899	26.704	23.536	84.095	84.518
10	11:07:50.686	1:11.310	20.299	27.063	23.948	90.198	79.417
11	11:09:05.746	1:15.060	23.355	27.551	24.154	88.649	66.774

(56) Ian BIAGI

1	10:56:54.505	1:29.607	27.402	34.334	27.871	39.153	51.582
2	10:58:08.354	1:13.849	20.474	29.436	23.939	92.818	83.780
3	10:59:18.585	1:10.231	19.522	26.670	24.039	93.857	85.487
4	11:00:41.072	1:22.487	20.803	28.554	33.130	88.068	79.323

(53) Jamie GOUDIE

1	10:57:04.808	1:22.968	25.392	31.655	25.921	38.590	67.854
2	10:58:17.893	1:13.085	20.709	27.588	24.788	96.419	82.747
3	10:59:35.119	1:17.226	20.917	32.311	23.998	99.714	68.687
4	11:00:46.911	1:11.792	20.910	27.078	23.804	99.419	78.672
5	11:01:59.099	1:12.188	21.306	27.108	23.774	93.726	72.943
6	11:04:43.712	2:44.613	31.549	30.780	1:42.284	87.266	46.896
7	11:06:02.586	1:18.874	24.984	29.975	23.915	35.983	56.535
8	11:09:12.103	3:09.517	21.042	26.837	2:21.638	93.205	75.064
9	11:10:41.868	1:29.765	23.117	42.515	24.133	43.861	79.890

(31) Stephen MacFARLANE

1	10:58:18.846	3:10.128	24.340			35.753	71.239
---	--------------	----------	--------	--	--	--------	--------

Clerk of the Course :

Sig : Time :

Chief Timekeeper : Ian Sharp (SMART Timing)

Results available at www.speedhive.com and www.smart-timing.co.uk

Printed: 17/04/2017 17:32:56

Orbits



Super Lap Scotland - Round 1 AC

Sorted on best lap time

Super Lap Scotland Knockhill 1.267 miles
 Practice - Group 2 16/04/2017 11:20
 Practice started at 11:18:40

Pos	No.	Name	Make/Model	Class Code	Laps	Best Tm	Diff	Best Speed	2nd Best
1	11	Christopher CHERRY	Mitsubishi Evo	SLS-D	15	1:01.068		74.685	1:01.945
2	77	Ian BONTHRONE	BMW E46 M3	SLS-D	15	1:01.422	0.354	74.254	1:02.040
3	76	Robbie WYPER	Mitsubishi Evo 8 MR	SLS-C	15	1:02.565	1.497	72.898	1:02.955
4	100	Paul TOUGH	BMW M3	SLS-D	9	1:02.637	1.569	72.814	1:03.289
5	44	Steven JEFFERIES	Mitsubishi Evo VI	SLS-D	13	1:04.833	3.765	70.348	1:05.920
6	34	Blair McCONACHIE	BMW M5	SLS-C	14	1:06.205	5.137	68.890	1:06.460
7	5	Paul TOMLINSON	Subaru Impreza	SLS-D	14	1:06.444	5.376	68.642	1:07.341
8	78	David RYBOWSKI	Subaru Impreza WRX	SLS-D	14	1:06.518	5.450	68.566	1:06.761
9	63	Martyn HENRY	Vauxhall Astra VXR	SLS-C	11	1:08.066	6.998	67.006	1:08.923
10	21	Marc IRVINE	Ford Focus ST	SLS-D	9	1:08.628	7.560	66.457	1:08.760
11	10	Jack REID	Mercedes A45 AMG	SLS-C	10	1:09.995	8.927	65.160	1:10.948
12	73	Robert DAVEY	Lotus Elise S220 Cup	SLS-D	16	1:12.770	11.702	62.675	1:13.220
13	3	Jean-Luc CARTWRIGHT	Lexus IS-F	SLS-D	13	1:13.800	12.732	61.800	1:14.091
14	42	Alex MILNE	Audi TTRS Plus	SLS-D	6	1:17.466	16.398	58.875	1:18.129

Clerk of the Course : Orbits

Sig : Time :
 Chief Timekeeper : Ian Sharp (SMART Timing)
 Results available at www.speedhive.com and www.smart-timing.co.uk





Super Lap Scotland - Round 1 AC

Super Lap Scotland

Knockhill 1.267 miles

Practice - Group 2

16/04/2017 11:20

Practice started at 11:18:40

Lap	Time of Day	Lap Tm	S1	S2	S3	SFSpd	S1Spd
9	11:38:51.551	1:10.319	19.299	25.722	25.298		92.435
(10) Jack REID							
1	11:21:38.473	1:25.582	24.338	32.898	28.346	47.594	72.159
2	11:22:57.175	1:18.702	21.773	30.258	26.671	75.914	87.040
3	11:28:14.993	5:17.818	22.127	28.706	4:26.985	76.958	83.780
4	11:29:33.613	1:18.620	22.394	28.576	27.650	53.558	78.032
5	11:30:47.603	1:13.990	20.738	28.873	24.379	94.252	81.343
6	11:31:58.932	1:11.329	19.325	27.571	24.433	110.739	92.562
7	11:33:09.880	1:10.948	19.536	27.356	24.056	107.544	94.120
8	11:34:19.875	1:09.995	19.466	27.126	23.403		90.564
9	11:35:31.931	1:12.056	20.717	27.687	23.652		89.477
10	11:36:55.532	1:23.601	24.566	32.852	26.183		54.737

(73) Robert DAVEY							
1	11:20:33.217	1:27.523	27.078	34.457	25.988	42.074	57.259
2	11:21:49.501	1:16.284	21.929	29.125	25.230	89.358	82.341
3	11:23:08.851	1:19.350	21.911	30.364	27.075	89.596	72.004
4	11:24:26.003	1:17.152	20.881	29.955	26.316	84.518	79.511
5	11:25:42.272	1:16.269	20.896	29.535	25.838	96.005	81.839
6	11:26:57.195	1:14.923	20.690	28.439	25.794	100.460	82.645
7	11:28:13.358	1:16.163	21.785	29.067	25.311	82.139	80.081
8	11:29:27.266	1:13.908	20.792	28.112	25.004	95.731	85.706
9	11:30:41.578	1:14.312	20.400	29.050	24.862	106.351	82.747
10	11:31:54.348	1:12.770	19.980	28.101	24.689	104.366	89.120
11	11:33:07.882	1:13.534	20.290	28.414	24.830	102.611	84.625
12	11:34:25.955	1:18.073	22.413	30.048	25.612		67.310
13	11:35:40.676	1:14.721	20.127	28.305	26.289		86.146
14	11:36:56.963	1:16.287	21.580	29.686	25.021		60.951
15	11:38:12.371	1:15.408	21.314	28.008	26.086		82.240
16	11:39:25.591	1:13.220	20.290	28.427	24.503		87.608

(3) Jean-Luc CARTWRIGHT							
1	11:20:50.477	1:34.006	27.636	37.120	29.250	35.525	58.609
2	11:22:07.883	1:17.406	21.543	29.899	25.964	79.323	74.981
3	11:23:25.829	1:17.946	20.955	29.988	27.003	90.686	85.054
4	11:24:44.650	1:18.821	22.027	30.551	26.243	83.780	70.714
5	11:26:03.261	1:18.611	21.383	30.899	26.329	92.562	77.224
6	11:27:25.283	1:22.022	23.353	31.609	27.060	89.596	70.343
7	11:31:04.896	3:39.613	21.206	29.790	2:48.617	86.590	81.441
8	11:32:30.045	1:25.149	25.001	31.448	28.700	40.353	70.863
9	11:33:45.269	1:15.224	20.319	30.276	24.629		84.946
10	11:34:59.611	1:14.342	20.331	29.046	24.965		83.363
11	11:36:13.411	1:13.800	20.345	28.546	24.909		89.120
12	11:37:27.502	1:14.091	20.029	28.573	25.489	105.020	82.951
13	11:38:41.689	1:14.187	20.231	28.810	25.146		83.989

(42) Alex MILNE							
1	11:20:34.959	1:30.478	27.569	34.468	28.441	39.130	59.651
2	11:21:57.974	1:23.015	22.975	33.830	26.210	71.620	75.064
3	11:23:16.103	1:18.129	21.872	30.902	25.355	86.146	76.607
4	11:24:33.569	1:17.466	21.810	31.352	24.304	88.884	77.671
5	11:25:54.964	1:21.395	21.159	33.034	27.202	96.281	81.839
6	11:27:14.613	1:19.649	21.648	32.785	25.216	76.607	76.172

Clerk of the Course :

Sig : Time :
Chief Timekeeper : Ian Sharp (SMART Timing)

Results available at www.speedhive.com and www.smart-timing.co.uk

Printed: 17/04/2017 17:33:35

Orbits



Super Lap Scotland - Round 1 AC

Sorted on best lap time

Super Lap Scotland

Knockhill 1.267 miles

Practice - Group 3

16/04/2017 11:45

Practice started at 11:42:00

Pos	No.	Name	Make/Model	Class Code	Laps	Best Tm	Diff	Best Speed	2nd Best
1	51	Colin DORWARD	Mitsubishi Evo 5	SLS-P	8	58.903		77.430	59.728
2	32	John STEVENSON	Subaru Impreza	SLS-A	9	1:01.716	2.813	73.900	1:02.883
3	25	Alastair MOWAT	BMW M3	SLS-A	14	1:02.747	3.844	72.686	1:03.403
4	29	Archie BAIN	Subaru Impreza Type RA	SLS-A	11	1:03.302	4.399	72.049	1:03.724
5	52	Keith BOYD	Honda Civic	SLS-B	11	1:03.365	4.462	71.977	1:04.172
6	46	George RIGBY	Subaru Impreza Spec-C	SLS-B	7	1:04.461	5.558	70.753	1:12.897
7	7	David LONG	Caterham R400	SLS-P	12	1:07.307	8.404	67.762	1:08.667
8	85	Lowell FORSYTH	Lotus Exige	SLS-A	14	1:08.582	9.679	66.502	1:09.251
9	17	Craig McCREADY	Vauxhall VX220 Turbo	SLS-B	1	1:19.351	20.448	57.477	
10	79	Eric HOLMES	Mitsubishi Evo	SLS-P	1	1:22.179	23.276	55.499	

Clerk of the Course :

Orbits

Sig : Time :

Chief Timekeeper : Ian Sharp (SMART Timing)

Results available at www.speedhive.com and www.smart-timing.co.uk

Printed: 17/04/2017 17:33:49



Super Lap Scotland - Round 1 AC
Sorted on best lap time

Super Lap Scotland

Knockhill 1.267 miles

Practice - Combined

16/04/2017 10:55

Practice started at 10:55:03

Pos	No.	Name	Make/Model	Class Code	Laps	Best Tm	Diff	Best Speed	2nd Best
1	51	Colin DORWARD	Mitsubishi Evo 5	SLS-P	8	58.903		77.430	59.728
2	11	Christopher CHERRY	Mitsubishi Evo	SLS-D	15	1:01.068	2.165	74.685	1:01.945
3	77	Ian BONTHRONE	BMW E46 M3	SLS-D	15	1:01.422	2.519	74.254	1:02.040
4	32	John STEVENSON	Subaru Impreza	SLS-A	9	1:01.716	2.813	73.900	1:02.883
5	76	Robbie WYPER	Mitsubishi Evo 8 MR	SLS-C	15	1:02.565	3.662	72.898	1:02.955
6	100	Paul TOUGH	BMW M3	SLS-D	9	1:02.637	3.734	72.814	1:03.289
7	25	Alastair MOWAT	BMW M3	SLS-A	14	1:02.747	3.844	72.686	1:03.403
8	29	Archie BAIN	Subaru Impreza Type RA	SLS-A	11	1:03.302	4.399	72.049	1:03.724
9	52	Keith BOYD	Honda Civic	SLS-B	11	1:03.365	4.462	71.977	1:04.172
10	43	Stuart BUCHAN	Renault Clio 172 Cup	SLS-E	14	1:04.250	5.347	70.986	1:04.786
11	6	Michael FOSTER	Renault Clio 172	SLS-E	13	1:04.283	5.380	70.949	1:04.448
12	46	George RIGBY	Subaru Impreza Spec-C	SLS-B	7	1:04.461	5.558	70.753	1:12.897
13	44	Steven JEFFERIES	Mitsubishi Evo VI	SLS-D	13	1:04.833	5.930	70.348	1:05.920
14	41	Neil METHVEN	Renault Clio 182	SLS-F	9	1:05.291	6.388	69.854	1:05.727
15	38	Chris HISLOP	Renault Clio 197	SLS-F	13	1:05.381	6.478	69.758	1:05.437
16	34	Blair McCONACHIE	BMW M5	SLS-C	14	1:06.205	7.302	68.890	1:06.460
17	5	Paul TOMLINSON	Subaru Impreza	SLS-D	14	1:06.444	7.541	68.642	1:07.341
18	78	David RYBOWSKI	Subaru Impreza WRX	SLS-D	14	1:06.518	7.615	68.566	1:06.761
19	83	Fraser JAMIESON	Renault Clio 172 Ph1	SLS-E	10	1:06.689	7.786	68.390	1:07.544
20	12	James McELENY	Subaru Impreza	SLS-E	13	1:06.818	7.915	68.258	1:07.556
21	15	Craig WALLACE	Renault Sport Megane	SLS-E	14	1:06.885	7.982	68.189	1:07.273
22	103	Stuart ROBERTSON	Renault Clio	SLS-E	4	1:06.935	8.032	68.138	1:14.628
23	54	Steven McNAB	Renault Clio	SLS-E	12	1:07.068	8.165	68.003	1:07.150
24	7	David LONG	Caterham R400	SLS-P	12	1:07.307	8.404	67.762	1:08.667
25	67	Marshall WISHART	Mazda RX8	SLS-F	13	1:07.476	8.573	67.592	1:08.088
26	94	Jonathan SCRIMGEOUR	Vauxhall Astra VXR	SLS-E	13	1:07.627	8.724	67.441	1:07.665
27	63	Martyn HENRY	Vauxhall Astra VXR	SLS-C	11	1:08.066	9.163	67.006	1:08.923
28	48	Robert JOBSON	Audi A3 3.2	SLS-F	11	1:08.088	9.185	66.984	1:10.188
29	85	Lowell FORSYTH	Lotus Exige	SLS-A	14	1:08.582	9.679	66.502	1:09.251
30	21	Marc IRVINE	Ford Focus ST	SLS-D	9	1:08.628	9.725	66.457	1:08.760
31	10	Jack REID	Mercedes A45 AMG	SLS-C	10	1:09.995	11.092	65.160	1:10.948
32	56	Ian BIAGI	BMC Mini Clubman	SLS-E	4	1:10.231	11.328	64.941	1:13.849
33	53	Jamie GOUDIE	Mazda MX5	SLS-E	9	1:11.792	12.889	63.529	1:12.188
34	73	Robert DAVEY	Lotus Elise S220 Cup	SLS-D	16	1:12.770	13.867	62.675	1:13.220
35	3	Jean-Luc CARTWRIGHT	Lexus IS-F	SLS-D	13	1:13.800	14.897	61.800	1:14.091
36	42	Alex MILNE	Audi TTRS Plus	SLS-D	6	1:17.466	18.563	58.875	1:18.129
37	17	Craig McCREADY	Vauxhall VX220 Turbo	SLS-B	1	1:19.351	20.448	57.477	
38	79	Eric HOLMES	Mitsubishi Evo	SLS-P	1	1:22.179	23.276	55.499	
39	31	Stephen MacFARLANE	Subaru Impreza	SLS-E	1	3:10.128	2:11.225	23.988	

Clerk of the Course :

Orbits

Sig : Time :

Chief Timekeeper : Ian Sharp (SMART Timing)

 Resulats available at www.speedhive.com and www.smart-timing.co.uk

Printed: 17/04/2017 17:43:00





Super Lap Scotland - Round 1 AC

Sorted on best lap time

Super Lap Scotland

Knockhill 1.267 miles

Practice - Combined

16/04/2017 10:55

Practice started at 10:55:03

Pos	No.	Name	Make/Model	Class Code	Laps	Best Tm	Diff	Best Speed	2nd Best
Super Lap Scotland (A)									
1	32	John STEVENSON	Subaru Impreza	SLS-A	9	1:01.716		73.900	1:02.883
2	25	Alastair MOWAT	BMW M3	SLS-A	14	1:02.747	1.031	72.686	1:03.403
3	29	Archie BAIN	Subaru Impreza Type RA	SLS-A	11	1:03.302	1.586	72.049	1:03.724
4	85	Lowell FORSYTH	Lotus Exige	SLS-A	14	1:08.582	6.866	66.502	1:09.251
Super Lap Scotland (B)									
1	52	Keith BOYD	Honda Civic	SLS-B	11	1:03.365		71.977	1:04.172
2	46	George RIGBY	Subaru Impreza Spec-C	SLS-B	7	1:04.461	1.096	70.753	1:12.897
3	17	Craig McCREADY	Vauxhall VX220 Turbo	SLS-B	1	1:19.351	15.986	57.477	
Super Lap Scotland (C)									
1	76	Robbie WYPER	Mitsubishi Evo 8 MR	SLS-C	15	1:02.565		72.898	1:02.955
2	34	Blair McCONACHIE	BMW M5	SLS-C	14	1:06.205	3.640	68.890	1:06.460
3	63	Martyn HENRY	Vauxhall Astra VXR	SLS-C	11	1:08.066	5.501	67.006	1:08.923
4	10	Jack REID	Mercedes A45 AMG	SLS-C	10	1:09.995	7.430	65.160	1:10.948
Super Lap Scotland (D)									
1	11	Christopher CHERRY	Mitsubishi Evo	SLS-D	15	1:01.068		74.685	1:01.945
2	77	Ian BONTHRONE	BMW E46 M3	SLS-D	15	1:01.422	0.354	74.254	1:02.040
3	100	Paul TOUGH	BMW M3	SLS-D	9	1:02.637	1.569	72.814	1:03.289
4	44	Steven JEFFERIES	Mitsubishi Evo VI	SLS-D	13	1:04.833	3.765	70.348	1:05.920
5	5	Paul TOMLINSON	Subaru Impreza	SLS-D	14	1:06.444	5.376	68.642	1:07.341
6	78	David RYBOWSKI	Subaru Impreza WRX	SLS-D	14	1:06.518	5.450	68.566	1:06.761
7	21	Marc IRVINE	Ford Focus ST	SLS-D	9	1:08.628	7.560	66.457	1:08.760
8	73	Robert DAVEY	Lotus Elise S220 Cup	SLS-D	16	1:12.770	11.702	62.675	1:13.220
9	3	Jean-Luc CARTWRIGHT	Lexus IS-F	SLS-D	13	1:13.800	12.732	61.800	1:14.091
10	42	Alex MILNE	Audi TTRS Plus	SLS-D	6	1:17.466	16.398	58.875	1:18.129
Super Lap Scotland (E)									
1	43	Stuart BUCHAN	Renault Clio 172 Cup	SLS-E	14	1:04.250		70.986	1:04.786
2	6	Michael FOSTER	Renault Clio 172	SLS-E	13	1:04.283	0.033	70.949	1:04.448
3	83	Fraser JAMIESON	Renault Clio 172 Ph1	SLS-E	10	1:06.689	2.439	68.390	1:07.544
4	12	James McELENY	Subaru Impreza	SLS-E	13	1:06.818	2.568	68.258	1:07.556
5	15	Craig WALLACE	Renault Sport Megane	SLS-E	14	1:06.885	2.635	68.189	1:07.273
6	103	Stuart ROBERTSON	Renault Clio	SLS-E	4	1:06.935	2.685	68.138	1:14.628
7	54	Steven McNAB	Renault Clio	SLS-E	12	1:07.068	2.818	68.003	1:07.150
8	94	Jonathan SCRIMGEOUR	Vauxhall Astra VXR	SLS-E	13	1:07.627	3.377	67.441	1:07.665
9	56	Ian BIAGI	BMC Mini Clubman	SLS-E	4	1:10.231	5.981	64.941	1:13.849
10	53	Jamie GOUDIE	Mazda MX5	SLS-E	9	1:11.792	7.542	63.529	1:12.188
11	31	Stephen MacFARLANE	Subaru Impreza	SLS-E	1	3:10.128	2:05.878	23.988	

Clerk of the Course :

Orbits

Sig : Time :

Chief Timekeeper : Ian Sharp (SMART Timing)

Resulats available at www.speedhive.com and www.smart-timing.co.uk





Super Lap Scotland - Round 1 AC

Sorted on best lap time

Super Lap Scotland	Knockhill 1.267 miles	
Practice - Combined	16/04/2017 10:55	
Practice started at 10:55:03		

Pos	No.	Name	Make/Model	Class Code	Laps	Best Tm	Diff	Best Speed	2nd Best
Super Lap Scotland (F)									
1	41	Neil METHVEN	Renault Clio 182	SLS-F	9	1:05.291		69.854	1:05.727
2	38	Chris HISLOP	Renault Clio 197	SLS-F	13	1:05.381	0.090	69.758	1:05.437
3	67	Marshall WISHART	Mazda RX8	SLS-F	13	1:07.476	2.185	67.592	1:08.088
4	48	Robert JOBSON	Audi A3 3.2	SLS-F	11	1:08.088	2.797	66.984	1:10.188
Super Lap Scotland (Pro)									
1	51	Colin DORWARD	Mitsubishi Evo 5	SLS-P	8	58.903		77.430	59.728
2	7	David LONG	Caterham R400	SLS-P	12	1:07.307	8.404	67.762	1:08.667
3	79	Eric HOLMES	Mitsubishi Evo	SLS-P	1	1:22.179	23.276	55.499	

Clerk of the Course : _____ Orbits

Sig : _____ Time : _____
 Chief Timekeeper : Ian Sharp (SMART Timing)
 Resulats available at www.speedhive.com and www.smart-timing.co.uk



Super Lap Scotland - Round 1 AC

Sorted on best lap time

Super Lap Scotland

Knockhill 1.267 miles

Qualifying - Group 1

16/04/2017 13:50

Practice started at 13:46:54

Pos	No.	Name	Make/Model	Class Code	Laps	Best Tm	Diff	Best Speed	2nd Best
1	103	Stuart ROBERTSON	Renault Clio	SLS-E	5	1:04.438		70.779	1:04.803
2	6	Michael FOSTER	Renault Clio 172	SLS-E	13	1:04.559	0.121	70.646	1:04.563
3	43	Stuart BUCHAN	Renault Clio 172 Cup	SLS-E	12	1:04.702	0.264	70.490	1:05.062
4	83	Fraser JAMIESON	Renault Clio 172 Ph1	SLS-E	12	1:04.910	0.472	70.264	1:05.476
5	31	Stephen MacFARLANE	Subaru Impreza	SLS-E	13	1:05.156	0.718	69.999	1:05.176
6	38	Chris HISLOP	Renault Clio 197	SLS-F	13	1:05.336	0.898	69.806	1:05.824
7	54	Steven McNAB	Renault Clio	SLS-E	7	1:05.400	0.962	69.738	1:05.827
8	41	Neil METHVEN	Renault Clio 182	SLS-F	8	1:05.466	1.028	69.667	1:05.717
9	12	James McELENY	Subaru Impreza	SLS-E	11	1:05.735	1.297	69.382	1:05.767
10	15	Craig WALLACE	Renault Sport Megane	SLS-E	12	1:06.044	1.606	69.058	1:06.300
11	48	Robert JOBSON	Audi A3 3.2	SLS-F	13	1:06.293	1.855	68.798	1:06.984
12	53	Jamie GOUDIE	Mazda MX5	SLS-E	12	1:07.363	2.925	67.705	1:08.056
13	67	Marshall WISHART	Mazda RX8	SLS-F	13	1:07.697	3.259	67.371	1:07.816
14	94	Jonathan SCRIMGEOUR	Vauxhall Astra VXR	SLS-E	11	1:08.398	3.960	66.681	1:08.610
15	56	Ian BIAGI	BMC Mini Clubman	SLS-E	5	1:11.008	6.570	64.230	1:13.409
16	132	Suzanne BUIST	Mini Cooper S	SLS-F	3	1:16.102	11.664	59.931	1:22.065

Announcements

Car No.83 - Selected lap times disallowed - Exceeding track limits.

Clerk of the Course :

Sig : Time :

Chief Timekeeper : Ian Sharp (SMART Timing)

Results available at www.speedhive.com and www.smart-timing.co.uk

Printed: 17/04/2017 17:34:17

Orbits



Super Lap Scotland - Round 1 AC

Super Lap Scotland

Knockhill 1.267 miles

Qualifying - Group 1

16/04/2017 13:50

Practice started at 13:46:54

Lap	Time of Day	Lap Tm	S1	S2	S3	SFSpd	S1Spd	Lap	Time of Day	Lap Tm	S1	S2	S3	SFSpd	S1Spd
6	13:55:15.295	1:09.541	20.928	25.867	22.746		76.694								
7	13:56:24.340	1:09.045	20.223	25.849	22.973		78.765								
8	13:57:33.114	1:08.774	19.897	25.905	22.972		82.240								
9	13:58:40.477	1:07.363	19.501	25.261	22.601		82.341								
10	13:59:51.207	1:10.730	19.646	27.559	23.525		71.773								
11	14:00:59.456	1:08.249	19.471	25.731	23.047		82.747								
12	14:02:07.512	1:08.056	19.726	25.616	22.714	99.863	82.139								

(67) Marshall WISHART

1	13:48:19.606	1:16.878	23.934	27.265	25.679	43.407	79.230
2	13:49:34.566	1:14.960	23.770	27.569	23.621		81.739
3	13:50:48.928	1:14.362	21.856	26.011	26.495		84.200
4	13:52:02.774	1:13.846	24.021	27.056	22.769		64.589
5	13:53:11.671	1:08.897	19.735	25.433	23.729		86.146
6	13:54:29.131	1:17.460	20.773	29.565	27.122		80.368
7	13:55:44.472	1:15.341	23.269	28.952	23.120		54.871
8	13:56:52.169	1:07.697	19.710	25.243	22.744		85.596
9	13:58:01.254	1:09.085	19.807	26.495	22.783	100.310	86.257
10	13:59:10.472	1:09.218	20.973	25.594	22.651	97.117	85.815
11	14:00:18.288	1:07.816	19.725	25.196	22.895	101.678	86.590
12	14:01:27.386	1:09.098	19.958	26.144	22.996	100.611	85.596
13	14:02:44.715	1:17.329	22.319	30.625	24.385	99.419	63.429

(94) Jonathan SCRIMGEOUR

1	13:49:07.666	1:30.048	27.269	33.774	29.005		65.986
2	13:50:23.642	1:15.976	23.326	28.010	24.640		89.596
3	13:51:47.966	1:24.324	24.455	35.294	24.575		74.897
4	13:52:57.878	1:09.912	20.251	26.275	23.386		89.120
5	13:55:28.128	2:30.250	26.106	35.356	1:28.788		53.260
6	13:56:40.761	1:12.633	22.752	26.890	22.991	41.760	83.989
7	13:57:50.862	1:10.101	19.867	26.211	24.023	108.413	88.416
8	13:59:00.379	1:09.517	19.593	26.347	23.577	100.011	91.055
9	14:00:08.989	1:08.610	19.793	25.953	22.864	93.988	90.809
10	14:01:24.720	1:15.731	26.128	26.474	23.129	109.118	82.849
11	14:02:33.118	1:08.398	19.522	25.633	23.243	108.588	89.120

(56) Ian BIAGI

1	13:49:07.181	1:31.745	28.620	33.963	29.162		68.338
2	13:50:28.379	1:21.198	24.128	31.394	25.676		62.368
3	13:51:43.966	1:15.587	21.952	29.151	24.484		74.152
4	13:52:54.974	1:11.008	20.570	26.332	24.106		81.938
5	13:54:08.383	1:13.409	21.943	27.206	24.260		77.761

(132) Suzanne BUIST

1	13:49:05.306	1:32.391	29.401	33.429	29.561		59.545
2	13:50:27.371	1:22.065	24.021	31.658	26.386		71.927
3	13:51:43.473	1:16.102	22.358	28.802	24.942		80.755

Clerk of the Course :

Sig : Time :

Chief Timekeeper : Ian Sharp (SMART Timing)

Results available at www.speedhive.com and www.smart-timing.co.uk

Printed: 17/04/2017 17:34:32

Orbits



Super Lap Scotland - Round 1 AC

Sorted on best lap time

Super Lap Scotland

Knockhill 1.267 miles

Qualifying - Group 2

16/04/2017 14:10

Practice started at 14:09:11

Pos	No.	Name	Make/Model	Class Code	Laps	Best Tm	Diff	Best Speed	2nd Best
1	76	Robbie WYPER	Mitsubishi Evo 8 MR	SLS-C	10	1:01.078		74.672	1:01.814
2	44	Steven JEFFERIES	Mitsubishi Evo VI	SLS-D	11	1:01.319	0.241	74.379	1:01.457
3	11	Christopher CHERRY	Mitsubishi Evo	SLS-D	12	1:01.381	0.303	74.304	1:01.408
4	77	Ian BONTHRONE	BMW E46 M3	SLS-D	12	1:01.561	0.483	74.087	1:01.788
5	100	Paul TOUGH	BMW M3	SLS-D	13	1:02.649	1.571	72.800	1:02.821
6	34	Blair McCONACHIE	BMW M5	SLS-C	12	1:03.668	2.590	71.635	1:03.808
7	131	Keith COWIE	Seat Leon Supercopa	SLS-C	11	1:04.121	3.043	71.129	1:04.313
8	63	Martyn HENRY	Vauxhall Astra VXR	SLS-C	10	1:05.060	3.982	70.102	1:05.280
9	78	David RYBOWSKI	Subaru Impreza WRX	SLS-D	10	1:05.073	3.995	70.088	1:05.700
10	21	Marc IRVINE	Ford Focus ST	SLS-D	11	1:07.493	6.415	67.575	1:07.770
11	10	Jack REID	Mercedes A45 AMG	SLS-C	9	1:09.194	8.116	65.914	1:09.512
12	23	Andrew COWIE	Subaru Impreza	SLS-E	10	1:09.706	8.628	65.430	1:09.778
13	3	Jean-Luc CARTWRIGHT	Lexus IS-F	SLS-D	12	1:12.046	10.968	63.305	1:12.152
14	73	Robert DAVEY	Lotus Elise S220 Cup	SLS-D	12	1:12.519	11.441	62.892	1:13.523
15	42	Alex MILNE	Audi TTRS Plus	SLS-D	6	1:14.351	13.273	61.342	1:17.344
16	9	Steven ARKLEY	Westfield Megabus	SLS-C	11	1:17.298	16.220	59.003	1:17.340
17	5	Paul TOMLINSON	Subaru Impreza	SLS-D				-	

Clerk of the Course :

Sig : Time :

Chief Timekeeper : Ian Sharp (SMART Timing)

 Results available at www.speedhive.com and www.smart-timing.co.uk

Printed: 17/04/2017 17:34:49

Orbits





Super Lap Scotland - Round 1 AC

Super Lap Scotland

Knockhill 1.267 miles

Qualifying - Group 2

16/04/2017 14:10

Practice started at 14:09:11

Lap	Time of Day	Lap Tm	S1	S2	S3	SFSpd	S1Spd	Lap	Time of Day	Lap Tm	S1	S2	S3	SFSpd	S1Spd
4	14:15:34.228	1:25.763	24.742	30.749	30.272		67.991								
5	14:16:48.753	1:14.525	22.637	28.503	23.385		73.422								
6	14:18:17.230	1:28.477	19.269	41.444	27.764		92.308								
7	14:19:40.242	1:23.012	25.454	31.811	25.747	73.907	62.022								
8	14:20:52.765	1:12.523	20.178	27.926	24.419		94.651								
9	14:22:02.471	1:09.706	20.778	26.319	22.609		96.558								
10	14:23:12.249	1:09.778	19.485	26.048	24.245		98.833								

(3) Jean-Luc CARTWRIGHT

1	14:10:46.048	1:19.011	24.058	30.489	24.464	38.813	75.064
2	14:12:00.153	1:14.105	20.680	29.462	23.963	100.460	84.518
3	14:13:14.212	1:14.059	20.698	28.790	24.571		83.467
4	14:14:28.003	1:13.791	20.262	29.204	24.325		89.239
5	14:15:43.212	1:15.209	21.105	29.711	24.393	94.919	79.230
6	14:16:58.023	1:14.811	20.288	29.047	25.476		82.240
7	14:18:16.104	1:18.081	19.865	32.562	25.654	106.351	90.442
8	14:19:28.150	1:12.046	19.897	28.364	23.785		96.558
9	14:20:42.606	1:14.456	19.659	29.982	24.815	107.201	89.957
10	14:21:54.758	1:12.152	20.032	27.997	24.123		89.358
11	14:23:11.457	1:16.699	19.961	31.372	25.366		84.200
12	14:24:27.068	1:15.611	19.351	27.976	28.284		91.928

(73) Robert DAVEY

1	14:11:14.845	1:31.875	28.760	34.657	28.458	42.153	55.737
2	14:12:31.855	1:17.010	21.157	28.910	26.943	84.839	82.341
3	14:14:04.500	1:32.645	19.562	28.859	44.224		84.625
4	14:15:21.543	1:17.043	22.215	29.579	25.249		78.123
5	14:16:35.452	1:13.909	20.247	28.798	24.864		84.306
6	14:17:50.599	1:15.147	20.730	28.701	25.716	106.689	78.950
7	14:19:04.122	1:13.523	20.360	28.280	24.883	100.611	88.884
8	14:20:22.046	1:17.924	20.007	31.830	26.087	106.351	84.625
9	14:21:36.849	1:14.803	21.661	28.266	24.876		84.732
10	14:22:51.843	1:14.994	20.647	28.767	25.580		82.645
11	14:24:09.391	1:17.548	20.687	30.786	26.075		85.054
12	14:25:21.910	1:12.519	19.901	28.220	24.398		83.780

(42) Alex MILNE

1	14:10:44.943	1:19.891	24.696	30.977	24.218	41.864	73.022
2	14:11:59.294	1:14.351	20.575	29.431	24.345	100.310	82.442
3	14:13:22.317	1:23.023	22.827	31.863	28.333		68.268
4	14:14:50.416	1:28.099	24.557	33.898	29.644		65.986
5	14:16:08.852	1:18.436	23.606	30.099	24.731	72.236	79.700
6	14:17:26.196	1:17.344	21.021	31.134	25.189		86.814

(9) Steven ARKLEY

1	14:11:22.076	1:33.227	28.238	37.831	27.158	39.039	58.253
2	14:12:44.117	1:22.041	22.064	33.927	26.050	89.477	69.398
3	14:14:10.782	1:26.665	20.923	37.135	28.607		64.964
4	14:15:28.080	1:17.298	21.799	30.299	25.200		77.313
5	14:16:45.420	1:17.340	20.953	30.735	25.652		75.742
6	14:18:12.420	1:27.000	21.907	38.771	26.322		76.172
7	14:19:36.999	1:24.579	21.968	36.106	26.505	98.111	60.240
8	14:20:59.184	1:22.185	21.219	29.500	31.466		76.432
9	14:22:16.973	1:17.789	22.108	30.835	24.846		65.727
10	14:23:37.148	1:20.175	20.608	31.134	28.433		77.047
11	14:24:58.541	1:21.393	23.177	30.247	27.969		70.417

Clerk of the Course :

Sig : Time :

Chief Timekeeper : Ian Sharp (SMART Timing)

Results available at www.speedhive.com and www.smart-timing.co.uk

Printed: 17/04/2017 17:35:02

Orbits



Super Lap Scotland - Round 1 AC

Sorted on best lap time

Super Lap Scotland

Knockhill 1.267 miles

Qualifying - Group 3

16/04/2017 14:30

Practice started at 14:29:12

Pos	No.	Name	Make/Model	Class Code	Laps	Best Tm	Diff	Best Speed	2nd Best
1	51	Colin DORWARD	Mitsubishi Evo 5	SLS-P	9	55.104		82.768	57.176
2	46	George RIGBY	Subaru Impreza Spec-C	SLS-B	9	58.332	3.228	78.188	59.814
3	32	John STEVENSON	Subaru Impreza	SLS-A	12	59.294	4.190	76.919	59.474
4	7	David LONG	Caterham R400	SLS-P	14	59.773	4.669	76.303	1:00.220
5	25	Alastair MOWAT	BMW M3	SLS-A	13	1:00.491	5.387	75.397	1:00.905
6	29	Archie BAIN	Subaru Impreza Type RA	SLS-A	12	1:00.587	5.483	75.278	1:00.622
7	17	Craig McCREADY	Vauxhall VX220 Turbo	SLS-B	9	1:04.350	9.246	70.876	1:05.051
8	52	Keith BOYD	Honda Civic	SLS-B	10	1:04.841	9.737	70.339	1:05.032
9	79	Eric HOLMES	Mitsubishi Evo	SLS-P	2	1:08.724	13.620	66.365	1:32.356
10	85	Lowell FORSYTH	Lotus Exige	SLS-A	2	1:13.815	18.711	61.787	1:29.226

Clerk of the Course :

Sig : Time :

Chief Timekeeper : Ian Sharp (SMART Timing)

 Results available at www.speedhive.com and www.smart-timing.co.uk

Printed: 17/04/2017 17:35:17

Orbits



Super Lap Scotland - Round 1 AC
Sorted on best lap time

Super Lap Scotland

Knockhill 1.267 miles

Qualifying - Combined

16/04/2017 13:50

Practice started at 13:46:54

Pos	No.	Name	Make/Model	Class Code	Laps	Best Tm	Diff	Best Speed	2nd Best
1	51	Colin DORWARD	Mitsubishi Evo 5	SLS-P	9	55.104		82.768	57.176
2	46	George RIGBY	Subaru Impreza Spec-C	SLS-B	9	58.332	3.228	78.188	59.814
3	32	John STEVENSON	Subaru Impreza	SLS-A	12	59.294	4.190	76.919	59.474
4	7	David LONG	Caterham R400	SLS-P	14	59.773	4.669	76.303	1:00.220
5	25	Alastair MOWAT	BMW M3	SLS-A	13	1:00.491	5.387	75.397	1:00.905
6	29	Archie BAIN	Subaru Impreza Type RA	SLS-A	12	1:00.587	5.483	75.278	1:00.622
7	76	Robbie WYPER	Mitsubishi Evo 8 MR	SLS-C	10	1:01.078	5.974	74.672	1:01.814
8	44	Steven JEFFERIES	Mitsubishi Evo VI	SLS-D	11	1:01.319	6.215	74.379	1:01.457
9	11	Christopher CHERRY	Mitsubishi Evo	SLS-D	12	1:01.381	6.277	74.304	1:01.408
10	77	Ian BONTHRONE	BMW E46 M3	SLS-D	12	1:01.561	6.457	74.087	1:01.788
11	100	Paul TOUGH	BMW M3	SLS-D	13	1:02.649	7.545	72.800	1:02.821
12	34	Blair McCONACHIE	BMW M5	SLS-C	12	1:03.668	8.564	71.635	1:03.808
13	131	Keith COWIE	Seat Leon Supercopa	SLS-C	11	1:04.121	9.017	71.129	1:04.313
14	17	Craig McCREADY	Vauxhall VX220 Turbo	SLS-B	9	1:04.350	9.246	70.876	1:05.051
15	103	Stuart ROBERTSON	Renault Clio	SLS-E	5	1:04.438	9.334	70.779	1:04.803
16	6	Michael FOSTER	Renault Clio 172	SLS-E	13	1:04.559	9.455	70.646	1:04.563
17	43	Stuart BUCHAN	Renault Clio 172 Cup	SLS-E	12	1:04.702	9.598	70.490	1:05.062
18	52	Keith BOYD	Honda Civic	SLS-B	10	1:04.841	9.737	70.339	1:05.032
19	83	Fraser JAMIESON	Renault Clio 172 Ph1	SLS-E	12	1:04.910	9.806	70.264	1:05.476
20	63	Martyn HENRY	Vauxhall Astra VXR	SLS-C	10	1:05.060	9.956	70.102	1:05.280
21	78	David RYBOWSKI	Subaru Impreza WRX	SLS-D	10	1:05.073	9.969	70.088	1:05.700
22	31	Stephen MacFARLANE	Subaru Impreza	SLS-E	13	1:05.156	10.052	69.999	1:05.176
23	38	Chris HISLOP	Renault Clio 197	SLS-F	13	1:05.336	10.232	69.806	1:05.824
24	54	Steven McNAB	Renault Clio	SLS-E	7	1:05.400	10.296	69.738	1:05.827
25	41	Neil METHVEN	Renault Clio 182	SLS-F	8	1:05.466	10.362	69.667	1:05.717
26	12	James McELENY	Subaru Impreza	SLS-E	11	1:05.735	10.631	69.382	1:05.767
27	15	Craig WALLACE	Renault Sport Megane	SLS-E	12	1:06.044	10.940	69.058	1:06.300
28	48	Robert JOBSON	Audi A3 3.2	SLS-F	13	1:06.293	11.189	68.798	1:06.984
29	53	Jamie GOUDIE	Mazda MX5	SLS-E	12	1:07.363	12.259	67.705	1:08.056
30	21	Marc IRVINE	Ford Focus ST	SLS-D	11	1:07.493	12.389	67.575	1:07.770
31	67	Marshall WISHART	Mazda RX8	SLS-F	13	1:07.697	12.593	67.371	1:07.816
32	94	Jonathan SCRIMGEOUR	Vauxhall Astra VXR	SLS-E	11	1:08.398	13.294	66.681	1:08.610
33	79	Eric HOLMES	Mitsubishi Evo	SLS-P	2	1:08.724	13.620	66.365	1:32.356
34	10	Jack REID	Mercedes A45 AMG	SLS-C	9	1:09.194	14.090	65.914	1:09.512
35	23	Andrew COWIE	Subaru Impreza	SLS-E	10	1:09.706	14.602	65.430	1:09.778
36	56	Ian BIAGI	BMC Mini Clubman	SLS-E	5	1:11.008	15.904	64.230	1:13.409
37	3	Jean-Luc CARTWRIGHT	Lexus IS-F	SLS-D	12	1:12.046	16.942	63.305	1:12.152
38	73	Robert DAVEY	Lotus Elise S220 Cup	SLS-D	12	1:12.519	17.415	62.892	1:13.523
39	85	Lowell FORSYTH	Lotus Exige	SLS-A	2	1:13.815	18.711	61.787	1:29.226
40	42	Alex MILNE	Audi TTRS Plus	SLS-D	6	1:14.351	19.247	61.342	1:17.344
41	132	Suzanne BUIST	Mini Cooper S	SLS-F	3	1:16.102	20.998	59.931	1:22.065
42	9	Steven ARKLEY	Westfield Megabusa	SLS-C	11	1:17.298	22.194	59.003	1:17.340
43	5	Paul TOMLINSON	Subaru Impreza	SLS-D				-	

Announcements

Car No.83 - Selected lap times disallowed - Exceeding track limits.

Clerk of the Course :

Sig : Time :

Chief Timekeeper : Ian Sharp (SMART Timing)

 Resulats available at www.speedhive.com and www.smart-timing.co.uk

Printed: 17/04/2017 17:43:28

Orbits



Super Lap Scotland - Round 1 AC

Sorted on best lap time

Super Lap Scotland

Knockhill 1.267 miles

Qualifying - Combined

16/04/2017 13:50

Practice started at 13:46:54

Pos	No.	Name	Make/Model	Class Code	Laps	Best Tm	Diff	Best Speed	2nd Best
Super Lap Scotland (A)									
1	32	John STEVENSON	Subaru Impreza	SLS-A	12	59.294		76.919	59.474
2	25	Alastair MOWAT	BMW M3	SLS-A	13	1:00.491	1.197	75.397	1:00.905
3	29	Archie BAIN	Subaru Impreza Type RA	SLS-A	12	1:00.587	1.293	75.278	1:00.622
4	85	Lowell FORSYTH	Lotus Exige	SLS-A	2	1:13.815	14.521	61.787	1:29.226
Super Lap Scotland (B)									
1	46	George RIGBY	Subaru Impreza Spec-C	SLS-B	9	58.332		78.188	59.814
2	17	Craig McCREADY	Vauxhall VX220 Turbo	SLS-B	9	1:04.350	6.018	70.876	1:05.051
3	52	Keith BOYD	Honda Civic	SLS-B	10	1:04.841	6.509	70.339	1:05.032
Super Lap Scotland (C)									
1	76	Robbie WYPER	Mitsubishi Evo 8 MR	SLS-C	10	1:01.078		74.672	1:01.814
2	34	Blair McCONACHIE	BMW M5	SLS-C	12	1:03.668	2.590	71.635	1:03.808
3	131	Keith COWIE	Seat Leon Supercopa	SLS-C	11	1:04.121	3.043	71.129	1:04.313
4	63	Martyn HENRY	Vauxhall Astra VXR	SLS-C	10	1:05.060	3.982	70.102	1:05.280
5	10	Jack REID	Mercedes A45 AMG	SLS-C	9	1:09.194	8.116	65.914	1:09.512
6	9	Steven ARKLEY	Westfield Megabusa	SLS-C	11	1:17.298	16.220	59.003	1:17.340
Super Lap Scotland (D)									
1	44	Steven JEFFERIES	Mitsubishi Evo VI	SLS-D	11	1:01.319		74.379	1:01.457
2	11	Christopher CHERRY	Mitsubishi Evo	SLS-D	12	1:01.381	0.062	74.304	1:01.408
3	77	Ian BONTHRONE	BMW E46 M3	SLS-D	12	1:01.561	0.242	74.087	1:01.788
4	100	Paul TOUGH	BMW M3	SLS-D	13	1:02.649	1.330	72.800	1:02.821
5	78	David RYBOWSKI	Subaru Impreza WRX	SLS-D	10	1:05.073	3.754	70.088	1:05.700
6	21	Marc IRVINE	Ford Focus ST	SLS-D	11	1:07.493	6.174	67.575	1:07.770
7	3	Jean-Luc CARTWRIGHT	Lexus IS-F	SLS-D	12	1:12.046	10.727	63.305	1:12.152
8	73	Robert DAVEY	Lotus Elise S220 Cup	SLS-D	12	1:12.519	11.200	62.892	1:13.523
9	42	Alex MILNE	Audi TTRS Plus	SLS-D	6	1:14.351	13.032	61.342	1:17.344
10	5	Paul TOMLINSON	Subaru Impreza	SLS-D				-	
Super Lap Scotland (E)									
1	103	Stuart ROBERTSON	Renault Clio	SLS-E	5	1:04.438		70.779	1:04.803
2	6	Michael FOSTER	Renault Clio 172	SLS-E	13	1:04.559	0.121	70.646	1:04.563
3	43	Stuart BUCHAN	Renault Clio 172 Cup	SLS-E	12	1:04.702	0.264	70.490	1:05.062
4	83	Fraser JAMIESON	Renault Clio 172 Ph1	SLS-E	12	1:04.910	0.472	70.264	1:05.476
5	31	Stephen MacFARLANE	Subaru Impreza	SLS-E	13	1:05.156	0.718	69.999	1:05.176
6	54	Steven McNAB	Renault Clio	SLS-E	7	1:05.400	0.962	69.738	1:05.827
7	12	James McELENY	Subaru Impreza	SLS-E	11	1:05.735	1.297	69.382	1:05.767
8	15	Craig WALLACE	Renault Sport Megane	SLS-E	12	1:06.044	1.606	69.058	1:06.300
9	53	Jamie GOUDIE	Mazda MX5	SLS-E	12	1:07.363	2.925	67.705	1:08.056
10	94	Jonathan SCRIMGEOUR	Vauxhall Astra VXR	SLS-E	11	1:08.398	3.960	66.681	1:08.610

Announcements

Car No.83 - Selected lap times disallowed - Exceeding track limits.

Clerk of the Course :

Sig : Time :

Chief Timekeeper : Ian Sharp (SMART Timing)

Resulats available at www.speedhive.com and www.smart-timing.co.uk

Printed: 17/04/2017 17:43:49

Orbits



Super Lap Scotland - Round 1 AC

Sorted on best lap time

Super Lap Scotland Knockhill 1.267 miles
 Qualifying - Combined 16/04/2017 13:50
 Practice started at 13:46:54

Pos	No.	Name	Make/Model	Class Code	Laps	Best Tm	Diff	Best Speed	2nd Best
11	23	Andrew COWIE	Subaru Impreza	SLS-E	10	1:09.706	5.268	65.430	1:09.778
12	56	Ian BIAGI	BMC Mini Clubman	SLS-E	5	1:11.008	6.570	64.230	1:13.409

Super Lap Scotland (F)

1	38	Chris HISLOP	Renault Clio 197	SLS-F	13	1:05.336		69.806	1:05.824
2	41	Neil METHVEN	Renault Clio 182	SLS-F	8	1:05.466	0.130	69.667	1:05.717
3	48	Robert JOBSON	Audi A3 3.2	SLS-F	13	1:06.293	0.957	68.798	1:06.984
4	67	Marshall WISHART	Mazda RX8	SLS-F	13	1:07.697	2.361	67.371	1:07.816
5	132	Suzanne BUIST	Mini Cooper S	SLS-F	3	1:16.102	10.766	59.931	1:22.065

Super Lap Scotland (Pro)

1	51	Colin DORWARD	Mitsubishi Evo 5	SLS-P	9	55.104		82.768	57.176
2	7	David LONG	Caterham R400	SLS-P	14	59.773	4.669	76.303	1:00.220
3	79	Eric HOLMES	Mitsubishi Evo	SLS-P	2	1:08.724	13.620	66.365	1:32.356

Announcements

Car No.83 - Selected lap times disallowed - Exceeding track limits.

Clerk of the Course :

Sig : Time :

Chief Timekeeper : Ian Sharp (SMART Timing)

Resulats available at www.speedhive.com and www.smart-timing.co.uk

Printed: 17/04/2017 17:43:49

Orbits





Super Lap Scotland - Round 1 AC

Sorted on best lap time

Super Lap Scotland Knockhill 1.267 miles
 Final - Class A 16/04/2017 16:20
 Practice started at 16:20:01

Pos	No.	Name	Make/Model	Class Code	Laps	Best Tm	Diff	Best Speed	2nd Best
1	29	Archie BAIN	Subaru Impreza Type RA	SLS-A	2	57.354		79.521	1:12.972
2	32	John STEVENSON	Subaru Impreza	SLS-A	2	57.886	0.532	78.790	1:06.641
3	25	Alastair MOWAT	BMW M3	SLS-A	2	58.391	1.037	78.109	1:14.428

Clerk of the Course : _____ Orbits

Sig : _____ Time : _____
 Chief Timekeeper : Ian Sharp (SMART Timing)
 Results available at www.speedhive.com and www.smart-timing.co.uk



Super Lap Scotland - Round 1 AC

Super Lap Scotland Knockhill 1.267 miles
Final - Class A 16/04/2017 16:20
Practice started at 16:20:01

Lap	Time of Day	Lap Tm	S1	S2	S3	SFSpd	S1Spd	Lap	Time of Day	Lap Tm	S1	S2	S3	SFSpd	S1Spd
(29) Archie BAIN															
1	16:21:35.745	1:12.972	24.774	27.864	20.334	40.845	70.714								
2	16:22:33.099	57.354	15.611	22.998	18.745	138.939	114.910								
(32) John STEVENSON															
1	16:22:10.576	1:06.641	23.211	24.747	18.683	29.773	101.524								
2	16:23:08.462	57.886	17.357	21.978	18.551	146.844	108.941								
(25) Alastair MOWAT															
1	16:21:55.611	1:14.428	29.924	25.049	19.455	24.956	62.659								
2	16:22:54.002	58.391	16.927	21.764	19.700	119.409	97.967								



Bulletin No. _____

Super Lap Scotland - Round 1 AC

Sorted on best lap time

Super Lap Scotland

Knockhill 1.267 miles

Final - Class B

16/04/2017 16:10

Practice started at 16:14:36

Pos	No.	Name	Make/Model	Class Code	Laps	Best Tm	Diff	Best Speed	2nd Best
1	46	George RIGBY	Subaru Impreza Spec-C	SLS-B	2	55.886		81.610	1:16.080
2	17	Craig McCREADY	Vauxhall VX220 Turbo	SLS-B	2	58.805	2.919	77.559	1:09.360
3	52	Keith BOYD	Honda Civic	SLS-B	2	1:00.569	4.683	75.300	1:11.824

Clerk of the Course :

Sig : Time :

Chief Timekeeper : Ian Sharp (SMART Timing)

Results available at www.speedhive.com and www.smart-timing.co.uk

Printed: 17/04/2017 17:37:38

Orbits





Super Lap Scotland - Round 1 AC

<p>Super Lap Scotland</p> <p>Final - Class B</p> <p>Practice started at 16:14:36</p>	<p>Knockhill 1.267 miles</p> <p>16/04/2017 16:10</p>
--	--

Lap	Time of Day	Lap Tm	S1	S2	S3	SFSpd	S1Spd	Lap	Time of Day	Lap Tm	S1	S2	S3	SFSpd	S1Spd
(46) George RIGBY															
1	16:16:36.171	1:16.080	25.068	30.948	20.064	42.047	63.012								
2	16:17:32.057	55.886	15.901	21.385	18.600	131.584	111.846								
(17) Craig McCREADY															
1	16:16:09.765	1:09.360	23.653	25.652	20.055	27.213	106.183								
2	16:17:08.570	58.805	17.182	22.235	19.388	127.581	106.689								
(52) Keith BOYD															
1	16:15:52.982	1:11.824	22.887	27.628	21.309	34.970	85.925								
2	16:16:53.551	1:00.569	17.889	22.946	19.734	124.273	103.561								

Clerk of the Course :

Sig : Time :
 Chief Timekeeper : Ian Sharp (SMART Timing)
 Results available at www.speedhive.com and www.smart-timing.co.uk



Super Lap Scotland - Round 1 AC

Sorted on best lap time

Super Lap Scotland

Knockhill 1.267 miles

Final - Class C

16/04/2017 16:00

Practice started at 16:06:33

Pos	No.	Name	Make/Model	Class Code	Laps	Best Tm	Diff	Best Speed	2nd Best
1	63	Martyn HENRY	Vauxhall Astra VXR	SLS-C	2	57.520		79.291	1:21.743
2	76	Robbie WYPER	Mitsubishi Evo 8 MR	SLS-C	2	58.449	0.929	78.031	1:13.185
3	131	Keith COWIE	Seat Leon Supercopa	SLS-C	2	59.189	1.669	77.056	1:16.776
4	34	Blair McCONACHIE	BMW M5	SLS-C	2	59.915	2.395	76.122	1:11.867
5	9	Steven ARKLEY	Westfield Megabusa	SLS-C	2	1:03.463	5.943	71.866	1:14.206
6	10	Jack REID	Mercedes A45 AMG	SLS-C	2	1:04.423	6.903	70.795	1:10.819

Clerk of the Course :

Orbits

Sig : Time :

Chief Timekeeper : Ian Sharp (SMART Timing)

Results available at www.speedhive.com and www.smart-timing.co.uk





Super Lap Scotland - Round 1 AC

Super Lap Scotland

Knockhill 1.267 miles

Final - Class C

16/04/2017 16:00

Practice started at 16:06:33

Lap	Time of Day	Lap Tm	S1	S2	S3	SFSpd	S1Spd	Lap	Time of Day	Lap Tm	S1	S2	S3	SFSpd	S1Spd
(63) Martyn HENRY															
1	16:08:30.542	1:21.743	28.701	33.108	19.934	39.615	48.593								
2	16:09:28.062	57.520	17.184	21.637	18.699	130.053	105.515								
(76) Robbie WYPER															
1	16:12:10.082	1:13.185	25.258	27.118	20.809	35.080	66.181								
2	16:13:08.531	58.449	16.856	21.968	19.625	128.313	107.372								
(131) Keith COWIE															
1	16:11:34.998	1:16.776	26.734	29.289	20.753	41.322	52.346								
2	16:12:34.187	59.189	16.850	22.750	19.589	121.572	103.882								
(34) Blair McCONACHIE															
1	16:11:49.048	1:11.867	24.192	27.670	20.005	34.082	66.774								
2	16:12:48.963	59.915	16.891	23.405	19.619	131.326	110.012								
(9) Steven ARKLEY															
1	16:07:52.947	1:14.206	23.705	28.149	22.352		80.853								
2	16:08:56.410	1:03.463	17.567	24.777	21.119	108.413	91.427								
(10) Jack REID															
1	16:08:05.651	1:10.819	21.580	26.826	22.413		98.398								
2	16:09:10.074	1:04.423	18.065	24.697	21.661	118.565	99.714								

Clerk of the Course :

Sig : Time :

Chief Timekeeper : Ian Sharp (SMART Timing)

Results available at www.speedhive.com and www.smart-timing.co.uk

Printed: 17/04/2017 17:37:26

Orbits



Super Lap Scotland - Round 1 AC Sorted on best lap time

Super Lap Scotland Knockhill 1.267 miles
 Final - Class D 16/04/2017 15:50
 Practice started at 15:54:49

Pos	No.	Name	Make/Model	Class Code	Laps	Best Tm	Diff	Best Speed	2nd Best
1	44	Steven JEFFERIES	Mitsubishi Evo VI	SLS-D	2	57.607		79.172	1:18.023
2	77	Ian BONTRHON	BMW E46 M3	SLS-D	2	57.758	0.151	78.965	1:14.645
3	11	Christopher CHERRY	Mitsubishi Evo	SLS-D	2	58.196	0.589	78.370	1:15.566
4	100	Paul TOUGH	BMW M3	SLS-D	2	58.992	1.385	77.313	1:22.270
5	78	David RYBOWSKI	Subaru Impreza WRX	SLS-D	2	1:00.116	2.509	75.867	1:26.577
6	42	Alex MILNE	Audi TTRS Plus	SLS-D	2	1:03.444	5.837	71.888	1:19.726
7	21	Marc IRVINE	Ford Focus ST	SLS-D	2	1:04.674	7.067	70.520	1:19.286
8	73	Robert DAVEY	Lotus Elise S220 Cup	SLS-D	2	1:06.744	9.137	68.333	1:13.372
9	3	Jean-Luc CARTWRIGHT	Lexus IS-F	SLS-D	2	1:06.863	9.256	68.212	1:12.664

Clerk of the Course : Orbits



Super Lap Scotland - Round 1 AC

Super Lap Scotland

Knockhill 1.267 miles

Final - Class D

16/04/2017 15:50

Practice started at 15:54:49

Lap	Time of Day	Lap Tm	S1	S2	S3	SFSpd	S1Spd	Lap	Time of Day	Lap Tm	S1	S2	S3	SFSpd	S1Spd
(44) Steven JEFFERIES															
1	16:03:55.444	1:18.023	24.550	32.805	20.668	41.373	58.152								
2	16:04:53.051	57.607	16.814	21.412	19.381	124.504	104.366								
(77) Ian BONTHRONE															
1	16:03:19.541	1:14.645	25.403	28.738	20.504	31.112	65.343								
2	16:04:17.299	57.758	17.390	21.374	18.994	118.565	98.833								
(11) Christopher CHERRY															
1	16:03:35.639	1:15.566	27.827			35.658	70.491								
2	16:04:33.835	58.196	17.189	21.575	19.432	115.703									
(100) Paul TOUGH															
1	16:00:28.784	1:22.270	30.053	32.468	19.749	34.592	58.001								
2	16:01:27.776	58.992	17.047	22.584	19.361	118.147	99.863								
(78) David RYBOWSKI															
1	16:00:15.404	1:26.577	28.798	36.185	21.594		50.647								
2	16:01:15.520	1:00.116	17.530	22.424	20.162		96.281								
(42) Alex MILNE															
1	15:56:12.361	1:19.726	26.959	29.880	22.887	42.853	57.064								
2	15:57:15.805	1:03.444	17.758	24.695	20.991	115.107	95.053								
(21) Marc IRVINE															
1	15:59:52.711	1:19.286	26.011	30.652	22.623		65.986								
2	16:00:57.385	1:04.674	18.851	24.239	21.584		92.947								
(73) Robert DAVEY															
1	15:56:20.666	1:13.372	22.256	27.405	23.711	43.156	84.306								
2	15:57:27.410	1:06.744	18.886	25.281	22.577	108.941	91.677								
(3) Jean-Luc CARTWRIGHT															
1	15:56:34.364	1:12.664	21.500	27.807	23.357	43.295	81.343								
2	15:57:41.227	1:06.863	18.716	25.957	22.190	114.714	93.465								

Clerk of the Course :

Sig : Time :

Chief Timekeeper : Ian Sharp (SMART Timing)

Results available at www.speedhive.com and www.smart-timing.co.uk

Printed: 17/04/2017 17:37:00

Orbits



Super Lap Scotland - Round 1 AC

Sorted on best lap time

Super Lap Scotland

Knockhill 1.267 miles

Final - Class E

16/04/2017 15:40

Practice started at 15:40:59

Pos	No.	Name	Make/Model	Class Code	Laps	Best Tm	Diff	Best Speed	2nd Best
1	83	Fraser JAMIESON	Renault Clio 172 Ph1	SLS-E	2	1:01.370		74.317	1:16.154
2	6	Michael FOSTER	Renault Clio 172	SLS-E	2	1:01.540	0.170	74.112	1:07.707
3	15	Craig WALLACE	Renault Sport Megane	SLS-E	2	1:01.673	0.303	73.952	1:11.751
4	43	Stuart BUCHAN	Renault Clio 172 Cup	SLS-E	2	1:01.711	0.341	73.906	1:12.971
5	23	Andrew COWIE	Subaru Impreza	SLS-E	2	1:02.535	1.165	72.933	1:26.271
6	31	Stephen MacFARLANE	Subaru Impreza	SLS-E	2	1:02.714	1.344	72.724	1:16.191
7	12	James McELENY	Subaru Impreza	SLS-E	2	1:02.816	1.446	72.606	1:17.253
8	94	Jonathan SCRIMGEOUR	Vauxhall Astra VXR	SLS-E	2	1:04.781	3.411	70.404	1:19.984
9	53	Jamie GOUDIE	Mazda MX5	SLS-E	2	1:06.080	4.710	69.020	1:17.266
10	56	Ian BIAGI	BMC Mini Clubman	SLS-E	2	1:08.356	6.986	66.722	1:19.823
11	103	Stuart ROBERTSON	Renault Clio	SLS-E	2	1:16.276	14.906	59.794	1:17.103
Not classified (from pos 12)									
	54	Steven McNAB	Renault Clio	SLS-E	2	1:01.433	0.063	74.241	1:20.071

Announcements

Car No.54 - Lap time disallowed - Exceeding track limits.

Clerk of the Course :

Sig : Time :

Chief Timekeeper : Ian Sharp (SMART Timing)

Results available at www.speedhive.com and www.smart-timing.co.uk

Printed: 17/04/2017 17:36:24

Orbits





Super Lap Scotland - Round 1 AC

Super Lap Scotland

Knockhill 1.267 miles

Final - Class E

16/04/2017 15:40

Practice started at 15:40:59

Lap	Time of Day	Lap Tm	S1	S2	S3	SFSpd	S1Spd	Lap	Time of Day	Lap Tm	S1	S2	S3	SFSpd	S1Spd
(83) Fraser JAMIESON															
1	15:51:17.691	1:16.154	24.651	30.512	20.991		54.119								
2	15:52:19.061	1:01.370	18.036	22.928	20.406	107.544	90.686								
(6) Michael FOSTER															
1	15:51:36.728	1:07.707	22.438	24.499	20.770	45.251	77.851								
2	15:52:38.268	1:01.540	18.280	23.082	20.178	108.238	88.884								
(15) Craig WALLACE															
1	15:47:21.561	1:11.751	22.450	27.559	21.742		82.039								
2	15:48:23.234	1:01.673	17.925	23.235	20.513		96.281								
(43) Stuart BUCHAN															
1	15:51:29.388	1:12.971	23.859	27.409	21.703	42.908	74.316								
2	15:52:31.099	1:01.711	18.452	22.595	20.664	106.015	88.532								
(23) Andrew COWIE															
1	15:43:35.182	1:26.271	27.193	36.049	23.029		57.554								
2	15:44:37.717	1:02.535	18.185	24.058	20.292		97.682								
(31) Stephen MacFARLANE															
1	15:48:07.697	1:16.191	21.557	31.191	23.443		78.950								
2	15:49:10.411	1:02.714	18.245				93.595								
(12) James McELENY															
1	15:47:43.349	1:17.253	27.646	27.801	21.806	26.843	54.119								
2	15:48:46.165	1:02.816	18.257	23.670	20.889		88.649								
(94) Jonathan SCRIMGEOUR															
1	15:43:46.687	1:19.984	24.423	30.741	24.820		76.432								
2	15:44:51.468	1:04.781	19.056	24.516	21.209		90.198								
(53) Jamie GOUDIE															
1	15:43:59.642	1:17.266	25.476	29.206	22.584		59.230								
2	15:45:05.722	1:06.080	19.367	25.212	21.501		79.323								
(56) Ian BIAGI															
1	15:43:17.089	1:19.823	30.969	26.371	22.483		78.214								
2	15:44:25.445	1:08.356	20.306	25.437	22.613		69.614								
(103) Stuart ROBERTSON															
1	15:52:00.290	1:17.103	23.907	30.006	23.190		62.310								
2	15:53:16.566	1:16.276	22.236	29.360	24.680	105.349	42.500								
(54) Steven McNAB															
1	15:47:57.458	1:20.071	27.739	31.350	20.982		54.692								
2	15:48:58.891	1:01.433	18.220	22.684	20.529		90.077								

Clerk of the Course :

Sig : Time :

Chief Timekeeper : Ian Sharp (SMART Timing)

Results available at www.speedhive.com and www.smart-timing.co.uk

Printed: 17/04/2017 17:36:35

Orbits



Super Lap Scotland - Round 1 AC

Sorted on best lap time

Super Lap Scotland

Knockhill 1.267 miles

Final - Class F

16/04/2017 15:30

Practice started at 15:32:49

Pos	No.	Name	Make/Model	Class Code	Laps	Best Tm	Diff	Best Speed	2nd Best
1	48	Robert JOBSON	Audi A3 3.2	SLS-F	2	1:02.044		73.510	1:20.176
2	38	Chris HISLOP	Renault Clio 197	SLS-F	2	1:02.097	0.053	73.447	1:16.508
3	41	Neil METHVEN	Renault Clio 182	SLS-F	2	1:03.315	1.271	72.034	1:15.832
4	132	Suzanne BUIST	Mini Cooper S	SLS-F	2	1:08.640	6.596	66.446	1:15.680
5	67	Marshall WISHART	Mazda RX8	SLS-F	2	1:16.317	14.273	59.762	1:19.862

Clerk of the Course :

Sig : Time :

Chief Timekeeper : Ian Sharp (SMART Timing)

Results available at www.speedhive.com and www.smart-timing.co.uk

Printed: 17/04/2017 17:35:50

Orbits





Super Lap Scotland - Round 1 AC

Super Lap Scotland

Knockhill 1.267 miles

Final - Class F

16/04/2017 15:30

Practice started at 15:32:49

Lap	Time of Day	Lap Tm	S1	S2	S3	SFSpd	S1Spd	Lap	Time of Day	Lap Tm	S1	S2	S3	SFSpd	S1Spd
(48) Robert JOBSON															
1	15:34:55.565	1:20.176	27.605	29.744	22.827		56.823								
2	15:35:57.609	1:02.044	18.054	23.342	20.648		90.077								
(38) Chris HISLOP															
1	15:38:17.973	1:16.508	26.165	29.002	21.341	39.175	50.839								
2	15:39:20.070	1:02.097	18.541	22.801	20.755		86.927								
(41) Neil METHVEN															
1	15:37:52.707	1:15.832	26.081	27.867	21.884	40.745	66.840								
2	15:38:56.022	1:03.315	18.391	23.397	21.527	106.183	89.120								
(132) Suzanne BUIST															
1	15:34:14.557	1:15.680	24.699	27.152	23.829	37.743	70.789								
2	15:35:23.197	1:08.640	19.522	26.455	22.663		85.379								
(67) Marshall WISHART															
1	15:34:35.950	1:19.862	31.418	28.103	20.341	35.376	67.175								
2	15:35:52.267	1:16.317	18.549	35.374	22.394	106.015	84.946								

Clerk of the Course :

Orbits

Sig : Time :
 Chief Timekeeper : Ian Sharp (SMART Timing)
 Results available at www.speedhive.com and www.smart-timing.co.uk





Super Lap Scotland - Round 1 AC

Sorted on best lap time

Super Lap Scotland Knockhill 1.267 miles
 Final - Pro Class 16/04/2017 16:30
 Practice started at 16:25:03

Pos	No.	Name	Make/Model	Class Code	Laps	Best Tm	Diff	Best Speed	2nd Best
1	51	Colin DORWARD	Mitsubishi Evo 5	SLS-P	2	52.697		86.548	1:13.309
2	79	Eric HOLMES	Mitsubishi Evo	SLS-P	2	54.814	2.117	83.206	1:30.405
3	7	David LONG	Caterham R400	SLS-P	2	56.931	4.234	80.112	1:23.478

Clerk of the Course : _____ Orbits

Sig : _____ Time : _____

Chief Timekeeper : Ian Sharp (SMART Timing)

Results available at www.speedhive.com and www.smart-timing.co.uk





Super Lap Scotland - Round 1 AC

Super Lap Scotland

Knockhill 1.267 miles

Final - Pro Class

16/04/2017 16:30

Practice started at 16:25:03

Lap	Time of Day	Lap Tm	S1	S2	S3	SFSpd	S1Spd	Lap	Time of Day	Lap Tm	S1	S2	S3	SFSpd	S1Spd
(51) Colin DORWARD															
1	16:27:18.320	1:13.309	19.524	34.937	18.848	42.990	107.717								
2	16:28:11.017	52.697	15.051	20.397	17.249	145.255	126.857								
(79) Eric HOLMES															
1	16:26:56.325	1:30.405	31.454	37.674	21.277	35.413	39.945								
2	16:27:51.139	54.814	15.856	20.670	18.288	137.516	119.409								
(7) David LONG															
1	16:27:09.902	1:23.478	28.141	33.019	22.318	42.581	61.398								
2	16:28:06.833	56.931	16.566	21.652	18.713	126.380	108.941								

Clerk of the Course :

Sig : Time :
Chief Timekeeper : Ian Sharp (SMART Timing)

Results available at www.speedhive.com and www.smart-timing.co.uk

Printed: 17/04/2017 17:38:44

Orbits



Super Lap Scotland - Round 1 AC

Sorted on best lap time

Super Lap Scotland

Knockhill 1.267 miles

Final - Combined

16/04/2017 15:30

Practice started at 15:32:49

Pos	No.	Name	Make/Model	Class Code	Laps	Best Tm	Diff	Best Speed	2nd Best
1	51	Colin DORWARD	Mitsubishi Evo 5	SLS-P	2	52.697		86.548	1:13.309
2	79	Eric HOLMES	Mitsubishi Evo	SLS-P	2	54.814	2.117	83.206	1:30.405
3	46	George RIGBY	Subaru Impreza Spec-C	SLS-B	2	55.886	3.189	81.610	1:16.080
4	7	David LONG	Caterham R400	SLS-P	2	56.931	4.234	80.112	1:23.478
5	29	Archie BAIN	Subaru Impreza Type RA	SLS-A	2	57.354	4.657	79.521	1:12.972
6	63	Martyn HENRY	Vauxhall Astra VXR	SLS-C	2	57.520	4.823	79.291	1:21.743
7	44	Steven JEFFERIES	Mitsubishi Evo VI	SLS-D	2	57.607	4.910	79.172	1:18.023
8	77	Ian BONTHRONE	BMW E46 M3	SLS-D	2	57.758	5.061	78.965	1:14.645
9	32	John STEVENSON	Subaru Impreza	SLS-A	2	57.886	5.189	78.790	1:06.641
10	11	Christopher CHERRY	Mitsubishi Evo	SLS-D	2	58.196	5.499	78.370	1:15.566
11	25	Alastair MOWAT	BMW M3	SLS-A	2	58.391	5.694	78.109	1:14.428
12	76	Robbie WYPER	Mitsubishi Evo 8 MR	SLS-C	2	58.449	5.752	78.031	1:13.185
13	17	Craig McCREADY	Vauxhall VX220 Turbo	SLS-B	2	58.805	6.108	77.559	1:09.360
14	100	Paul TOUGH	BMW M3	SLS-D	2	58.992	6.295	77.313	1:22.270
15	131	Keith COWIE	Seat Leon Supercopa	SLS-C	2	59.189	6.492	77.056	1:16.776
16	34	Blair McCONACHIE	BMW M5	SLS-C	2	59.915	7.218	76.122	1:11.867
17	78	David RYBOWSKI	Subaru Impreza WRX	SLS-D	2	1:00.116	7.419	75.867	1:26.577
18	52	Keith BOYD	Honda Civic	SLS-B	2	1:00.569	7.872	75.300	1:11.824
19	83	Fraser JAMIESON	Renault Clio 172 Ph1	SLS-E	2	1:01.370	8.673	74.317	1:16.154
20	6	Michael FOSTER	Renault Clio 172	SLS-E	2	1:01.540	8.843	74.112	1:07.707
21	15	Craig WALLACE	Renault Sport Megane	SLS-E	2	1:01.673	8.976	73.952	1:11.751
22	43	Stuart BUCHAN	Renault Clio 172 Cup	SLS-E	2	1:01.711	9.014	73.906	1:12.971
23	48	Robert JOBSON	Audi A3 3.2	SLS-F	2	1:02.044	9.347	73.510	1:20.176
24	38	Chris HISLOP	Renault Clio 197	SLS-F	2	1:02.097	9.400	73.447	1:16.508
25	23	Andrew COWIE	Subaru Impreza	SLS-E	2	1:02.535	9.838	72.933	1:26.271
26	31	Stephen MacFARLANE	Subaru Impreza	SLS-E	2	1:02.714	10.017	72.724	1:16.191
27	12	James McELENY	Subaru Impreza	SLS-E	2	1:02.816	10.119	72.606	1:17.253
28	41	Neil METHVEN	Renault Clio 182	SLS-F	2	1:03.315	10.618	72.034	1:15.832
29	42	Alex MILNE	Audi TTRS Plus	SLS-D	2	1:03.444	10.747	71.888	1:19.726
30	9	Steven ARKLEY	Westfield Megabusa	SLS-C	2	1:03.463	10.766	71.866	1:14.206
31	10	Jack REID	Mercedes A45 AMG	SLS-C	2	1:04.423	11.726	70.795	1:10.819
32	21	Marc IRVINE	Ford Focus ST	SLS-D	2	1:04.674	11.977	70.520	1:19.286
33	94	Jonathan SCRIMGEOUR	Vauxhall Astra VXR	SLS-E	2	1:04.781	12.084	70.404	1:19.984
34	53	Jamie GOUDIE	Mazda MX5	SLS-E	2	1:06.080	13.383	69.020	1:17.266
35	73	Robert DAVEY	Lotus Elise S220 Cup	SLS-D	2	1:06.744	14.047	68.333	1:13.372
36	3	Jean-Luc CARTWRIGHT	Lexus IS-F	SLS-D	2	1:06.863	14.166	68.212	1:12.664
37	56	Ian BIAGI	BMC Mini Clubman	SLS-E	2	1:08.356	15.659	66.722	1:19.823
38	132	Suzanne BUIST	Mini Cooper S	SLS-F	2	1:08.640	15.943	66.446	1:15.680
39	103	Stuart ROBERTSON	Renault Clio	SLS-E	2	1:16.276	23.579	59.794	1:17.103
40	67	Marshall WISHART	Mazda RX8	SLS-F	2	1:16.317	23.620	59.762	1:19.862

Not classified (from pos 41)

54	Steven McNAB	Renault Clio	SLS-E	2	1:20.071	27.374	56.960
----	--------------	--------------	-------	---	----------	--------	--------

Announcements

Car No.54 - Lap time disallowed - Exceeding track limits.

Clerk of the Course :

Sig : Time :

Chief Timekeeper : Ian Sharp (SMART Timing)

Resulats available at www.speedhive.com and www.smart-timing.co.uk

Printed: 17/04/2017 17:44:03

Orbits



Super Lap Scotland - Round 1 AC

Sorted on best lap time

Super Lap Scotland

Knockhill 1.267 miles

Final - Combined

16/04/2017 15:30

Practice started at 15:32:49

Pos	No.	Name	Make/Model	Class Code	Laps	Best Tm	Diff	Best Speed	2nd Best
Super Lap Scotland (A)									
1	29	Archie BAIN	Subaru Impreza Type RA	SLS-A	2	57.354		79.521	1:12.972
2	32	John STEVENSON	Subaru Impreza	SLS-A	2	57.886	0.532	78.790	1:06.641
3	25	Alastair MOWAT	BMW M3	SLS-A	2	58.391	1.037	78.109	1:14.428
Super Lap Scotland (B)									
1	46	George RIGBY	Subaru Impreza Spec-C	SLS-B	2	55.886		81.610	1:16.080
2	17	Craig McCREADY	Vauxhall VX220 Turbo	SLS-B	2	58.805	2.919	77.559	1:09.360
3	52	Keith BOYD	Honda Civic	SLS-B	2	1:00.569	4.683	75.300	1:11.824
Super Lap Scotland (C)									
1	63	Martyn HENRY	Vauxhall Astra VXR	SLS-C	2	57.520		79.291	1:21.743
2	76	Robbie WYPER	Mitsubishi Evo 8 MR	SLS-C	2	58.449	0.929	78.031	1:13.185
3	131	Keith COWIE	Seat Leon Supercopa	SLS-C	2	59.189	1.669	77.056	1:16.776
4	34	Blair McCONACHIE	BMW M5	SLS-C	2	59.915	2.395	76.122	1:11.867
5	9	Steven ARKLEY	Westfield Megabusa	SLS-C	2	1:03.463	5.943	71.866	1:14.206
6	10	Jack REID	Mercedes A45 AMG	SLS-C	2	1:04.423	6.903	70.795	1:10.819
Super Lap Scotland (D)									
1	44	Steven JEFFERIES	Mitsubishi Evo VI	SLS-D	2	57.607		79.172	1:18.023
2	77	Ian BONTHRONE	BMW E46 M3	SLS-D	2	57.758	0.151	78.965	1:14.645
3	11	Christopher CHERRY	Mitsubishi Evo	SLS-D	2	58.196	0.589	78.370	1:15.566
4	100	Paul TOUGH	BMW M3	SLS-D	2	58.992	1.385	77.313	1:22.270
5	78	David RYBOWSKI	Subaru Impreza WRX	SLS-D	2	1:00.116	2.509	75.867	1:26.577
6	42	Alex MILNE	Audi TTRS Plus	SLS-D	2	1:03.444	5.837	71.888	1:19.726
7	21	Marc IRVINE	Ford Focus ST	SLS-D	2	1:04.674	7.067	70.520	1:19.286
8	73	Robert DAVEY	Lotus Elise S220 Cup	SLS-D	2	1:06.744	9.137	68.333	1:13.372
9	3	Jean-Luc CARTWRIGHT	Lexus IS-F	SLS-D	2	1:06.863	9.256	68.212	1:12.664
Super Lap Scotland (E)									
1	83	Fraser JAMIESON	Renault Clio 172 Ph1	SLS-E	2	1:01.370		74.317	1:16.154
2	6	Michael FOSTER	Renault Clio 172	SLS-E	2	1:01.540	0.170	74.112	1:07.707
3	15	Craig WALLACE	Renault Sport Megane	SLS-E	2	1:01.673	0.303	73.952	1:11.751
4	43	Stuart BUCHAN	Renault Clio 172 Cup	SLS-E	2	1:01.711	0.341	73.906	1:12.971
5	23	Andrew COWIE	Subaru Impreza	SLS-E	2	1:02.535	1.165	72.933	1:26.271
6	31	Stephen MacFARLANE	Subaru Impreza	SLS-E	2	1:02.714	1.344	72.724	1:16.191
7	12	James McELENY	Subaru Impreza	SLS-E	2	1:02.816	1.446	72.606	1:17.253
8	94	Jonathan SCRIMGEOUR	Vauxhall Astra VXR	SLS-E	2	1:04.781	3.411	70.404	1:19.984
9	53	Jamie GOUDIE	Mazda MX5	SLS-E	2	1:06.080	4.710	69.020	1:17.266
10	56	Ian BIAGI	BMC Mini Clubman	SLS-E	2	1:08.356	6.986	66.722	1:19.823
11	103	Stuart ROBERTSON	Renault Clio	SLS-E	2	1:16.276	14.906	59.794	1:17.103

Announcements

Car No.54 - Lap time disallowed - Exceeding track limits.

Clerk of the Course :

Sig : Time :

Chief Timekeeper : Ian Sharp (SMART Timing)

 Resulats available at www.speedhive.com and www.smart-timing.co.uk

Printed: 17/04/2017 17:44:20

Orbits



Super Lap Scotland - Round 1 AC

Sorted on best lap time

Super Lap Scotland Knockhill 1.267 miles
 Final - Combined 16/04/2017 15:30
 Practice started at 15:32:49

Pos	No.	Name	Make/Model	Class Code	Laps	Best Tm	Diff	Best Speed	2nd Best
Not classified (from pos 41)									
	54	Steven McNAB	Renault Clio	SLS-E	2	1:20.071	18.701	56.960	
Super Lap Scotland (F)									
1	48	Robert JOBSON	Audi A3 3.2	SLS-F	2	1:02.044		73.510	1:20.176
2	38	Chris HISLOP	Renault Clio 197	SLS-F	2	1:02.097	0.053	73.447	1:16.508
3	41	Neil METHVEN	Renault Clio 182	SLS-F	2	1:03.315	1.271	72.034	1:15.832
4	132	Suzanne BUIST	Mini Cooper S	SLS-F	2	1:08.640	6.596	66.446	1:15.680
5	67	Marshall WISHART	Mazda RX8	SLS-F	2	1:16.317	14.273	59.762	1:19.862
Super Lap Scotland (Pro)									
1	51	Colin DORWARD	Mitsubishi Evo 5	SLS-P	2	52.697		86.548	1:13.309
2	79	Eric HOLMES	Mitsubishi Evo	SLS-P	2	54.814	2.117	83.206	1:30.405
3	7	David LONG	Caterham R400	SLS-P	2	56.931	4.234	80.112	1:23.478

Announcements

Car No.54 - Lap time disallowed - Exceeding track limits.

Clerk of the Course : _____ Orbits

Sig : _____ Time : _____

Chief Timekeeper : Ian Sharp (SMART Timing)

Resulats available at www.speedhive.com and www.smart-timing.co.uk

