


Knockhill

17th September 2017



S.M.A.R.T.

Scottish Motorsports Automatic Race Timing

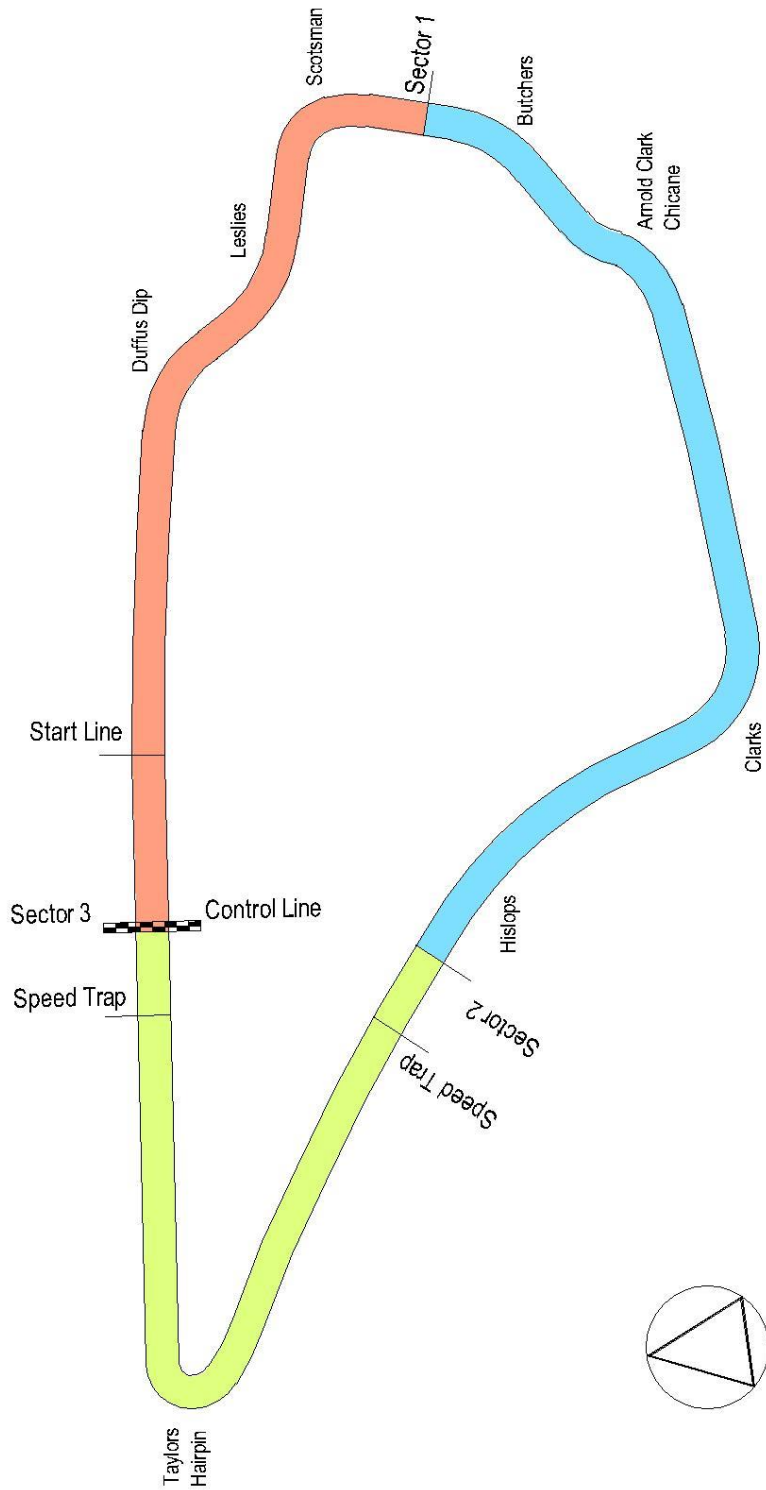

Ravenslea, Melrose Road, Galashiels, TD1 2AT

Telephone : 01896 – 752447

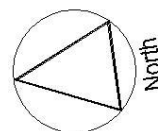
Scottish Motorsports Automatic Race Timing

Circuit layout

Knockhill – Clockwise



Sector	Length
Sector 1	0.433 Mile
Sector 2	0.503 Mile
Sector 3	0.334 Mile





Super Lap Scotland - Round 7

Sorted on best lap time

Super Lap Scotland

Knockhill 1.267 miles

Warm Up - Group 1

17/09/2017 09:00

Practice (15:00 Time) started at 8:59:35

Pos	No.	Name	Make/Model	Class Code	Laps	Best Tm	Diff	Best Speed	2nd Best
1	83	Fraser JAMIESON	Renault Clio 172 Ph1	SLS-E	10	1:00.574		75.294	1:00.637
2	6	Michael FOSTER	Renault Clio 172	SLS-E	12	1:00.631	0.057	75.223	1:00.722
3	54	Steven McNAB	Renault Clio	SLS-E	8	1:00.945	0.371	74.835	1:01.257
4	67	Marshall WISHART	Mazda RX8	SLS-F	12	1:01.062	0.488	74.692	1:01.208
5	12	James McELENY	Subaru Impreza	SLS-E	10	1:01.174	0.600	74.555	1:01.611
6	103	Stuart ROBERTSON	Renault Clio	SLS-E	10	1:01.615	1.041	74.022	1:02.153
7	38	Chris HISLOP	Renault Clio 197	SLS-F	13	1:01.622	1.048	74.013	1:01.807
8	41	Neil METHVEN	Renault Clio 182	SLS-F	13	1:02.225	1.651	73.296	1:02.285
9	94	Jonathan SCRIMGEOUR	Vauxhall Astra VXR	SLS-E	9	1:02.284	1.710	73.227	1:03.728
10	15	Craig WALLACE	Renault Sport Megane	SLS-E	7	1:02.838	2.264	72.581	1:03.304
11	65	Kevin STRACHAN	Renault Clio	SLS-F	9	1:03.905	3.331	71.369	1:04.609
12	48	Colin DUTHIE	Audi A3 3.2	SLS-F	11	1:04.039	3.465	71.220	1:04.616
13	160	Ray McGINLAY	Ford Puma	SLS-E	9	1:04.633	4.059	70.565	1:05.220
14	49	Robert JOBSON	Honda S2000	Guest	10	1:06.962	6.388	68.111	1:07.879
15	88	Martin BROWN	Subaru Impreza WRX	SLS-F	9	1:07.092	6.518	67.979	1:07.673
16	132	Suzanne BUIST	Mini Cooper S	SLS-F	8	1:10.611	10.037	64.591	1:11.490
17	56	Ian BIAGI	BMC Mini Clubman	SLS-E	7	1:10.968	10.394	64.266	1:13.672

Clerk of the Course:

Sig : Time :
Chief Timekeeper : Ian Sharp (SMART Timing)

Resulat available at www.speedhive.com and www.smart-timing.co.uk



Super Lap Scotland - Round 7

Super Lap Scotland

Knockhill 1.267 miles

Warm Up - Group 1

17/09/2017 09:00

Practice (15:00 Time) started at 8:59:35

Lap	Time of Day	Lap Tm	S1	S2	S3	S3Spd	SFSpd
(83) Fraser JAMIESON							
1	9:01:05.896			30.259	22.507	62.776	86.590
2	9:02:08.438	1:02.542	20.137	23.678	18.727	93.857	87.722
3	9:03:09.012	1:00.574	19.703	22.527	18.344	95.731	87.952
4	9:04:09.649	1:00.637	19.654	22.683	18.300	95.731	87.380
5	9:05:34.764	1:25.115	27.137	28.809	29.169	64.403	27.005
6	9:09:16.411	3:41.647	2:51.202	30.690	19.755	66.641	88.183
7	9:10:17.202	1:00.791	19.869	22.525	18.397	96.143	87.952
8	9:11:18.006	1:00.804	19.810	22.743	18.251	95.731	88.532
9	9:12:19.240	1:01.234	19.933	22.775	18.526	95.868	88.532
10	9:13:48.658	1:29.418	23.083	32.613	33.722	53.218	24.708

(6) Michael FOSTER							
1	9:01:40.070			27.669	21.227	89.477	82.240
2	9:02:45.038	1:04.968	21.223	25.249	18.496	90.564	86.702
3	9:03:48.597	1:03.559	19.661	24.257	19.641	62.310	86.257
4	9:04:49.474	1:00.877	19.720	23.041	18.116	96.143	86.814
5	9:05:50.732	1:01.258	20.325	22.739	18.194	96.419	86.927
6	9:06:51.363	1:00.631	19.756	22.808	18.067	95.868	86.257
7	9:07:55.039	1:03.676	19.762	22.855	21.059	97.682	38.880
8	9:10:31.469	2:36.430	1:55.197	23.101	18.132	95.323	86.257
9	9:11:33.301	1:01.832	20.365	23.409	18.058	94.518	86.590
10	9:12:34.038	1:00.737	19.595	22.983	18.159	94.785	86.479
11	9:13:34.760	1:00.722	19.542	22.957	18.223	95.053	86.035
12	9:14:35.709	1:00.949	19.866	22.990	18.093	95.053	86.146

(54) Steven McNAB							
1	9:01:53.937			31.985	23.140	89.239	82.039
2	9:03:02.948	1:09.011	23.907	25.304	19.800	92.435	83.467
3	9:04:12.767	1:09.819	22.042	28.872	18.905	92.947	85.925
4	9:05:17.009	1:04.242			19.929	81.343	84.839
5	9:06:18.466	1:01.457			18.347	95.053	86.927
6	9:07:19.723	1:01.257			18.237	95.868	86.814
7	9:08:20.668	1:00.945			18.415	96.836	87.722
8	9:09:32.323	1:11.655			22.353	81.146	42.206

(67) Marshall WISHART							
1	9:01:19.270			32.256	22.971	68.477	74.647
2	9:02:31.365	1:12.095	23.151	27.238	21.706	73.989	80.176
3	9:03:37.925	1:06.560	21.054	25.940	19.566	86.035	80.176
4	9:04:43.936	1:06.011	20.632	24.772	20.607	90.320	78.032
5	9:05:52.145	1:08.209	21.585	24.646	21.978	92.181	39.429
6	9:07:58.849	2:06.704	1:24.835	23.348	18.521	93.857	82.849
7	9:09:00.057	1:01.208	19.680	23.150	18.378	94.385	83.989
8	9:10:01.119	1:01.062	19.211	23.296	18.555	94.651	82.747
9	9:11:08.026	1:06.907	21.491	26.810	18.606	91.179	83.885
10	9:12:09.363	1:01.337	19.354	23.035	18.948	93.857	80.081
11	9:13:10.702	1:01.339	19.571	23.225	18.543	94.651	82.543
12	9:14:15.352	1:04.650	19.470	23.345	21.835	93.595	30.256

(12) James McELENY							
1	9:01:39.145			28.035	21.516	76.086	83.989
2	9:02:44.394	1:05.249	20.426	26.464	18.359	96.281	87.153
3	9:03:45.568	1:01.174	19.790	23.295	18.089	98.833	87.153
4	9:04:47.179	1:01.611	19.572	23.866	18.173	96.836	85.162
5	9:05:55.500	1:08.321	20.481	24.214	23.626	74.152	29.165
6	9:08:18.219	2:22.719	1:35.115	27.976	19.628	74.481	84.095
7	9:09:20.179	1:01.960	20.090	23.511	18.359	97.257	83.260
8	9:10:22.233	1:02.054	20.004	23.511	18.539	95.053	82.341
9	9:11:35.689	1:13.456	22.779	28.923	21.754	66.181	81.739
10	9:12:45.187	1:09.498	20.191	23.756	25.551	94.252	26.112

(103) Stuart ROBERTSON							
1	9:01:24.945			31.098	25.398	50.381	84.095
2	9:02:30.000	1:05.055	20.589	24.886	19.580	91.427	84.412
3	9:03:33.096	1:03.966	19.916	23.932	19.248	93.465	84.839
4	9:04:36.969	1:03.873	19.973	24.820	19.080	87.837	84.946
5	9:05:39.196	1:02.227	20.152	23.209	18.866	95.995	83.989
6	9:06:55.118	1:15.922	20.526	28.395	27.001	72.314	24.600
7	9:09:26.610	2:31.492	1:49.227	23.624	18.641	93.335	84.625
8	9:10:28.763	1:02.153	19.962	23.303	18.888	91.928	83.675
9	9:11:30.378	1:01.615	19.731	23.153	18.731	94.651	85.162
10	9:12:42.468	1:12.090	20.919	26.694	24.477	76.958	29.786

(38) Chris HISLOP							
1	9:01:30.645						29.447
2	9:02:39.732	1:09.087	23.368	26.889	18.830	92.562	84.306
3	9:03:42.416	1:02.684	20.211	23.749	18.724	93.335	84.200
4	9:04:45.437	1:03.021	20.295	23.909	18.817	93.076	81.739
5	9:06:04.738	1:19.301	24.609	31.108	23.584	54.294	83.780
6	9:07:07.440	1:02.702	20.262	23.817	18.623	93.465	84.306
7	9:08:11.611	1:04.171	20.945	24.526	18.700	93.076	83.885
8	9:09:14.125	1:02.514	20.350	23.517	18.647	93.335	84.200
9	9:10:17.092	1:02.967	20.019	23.682	19.266	92.690	72.943
10	9:11:24.126	1:07.034	23.205	25.104	18.725	92.947	84.200
11	9:12:25.933	1:01.807	19.946	23.364	18.497	92.947	84.095
12	9:13:27.555	1:01.622	19.743	23.217	18.662	92.690	83.571
13	9:14:32.219	1:04.664	22.210	23.443	19.011	92.054	80.465

(41) Neil METHVEN							
1	9:01:11.691						30.089
2	9:02:20.788	1:09.097	23.305	26.493	19.299	91.677	83.989
3	9:03:24.307	1:03.519	20.750	23.700	19.069	95.731	83.780
4	9:04:27.386	1:03.079	20.754	23.458	18.867	95.731	84.412
5	9:05:29.984	1:02.598	20.526	23.287	18.785	96.143	84.200
6	9:06:32.559	1:02.575	20.551	23.279	18.745	96.419	85.270
7	9:07:40.467	1:07.908	22.899	26.000	19.009	94.120	84.306
8	9:08:42.692	1:02.225	20.284	23.165	18.776	96.005	84.732
9	9:09:45.014	1:02.322	20.265	23.397	18.660	96.143	84.625
10	9:10:47.430	1:02.416	20.381	23.376	18.659	96.419	84.625
11	9:11:56.356	1:08.926	21.926	25.113	21.887	77.761	77.761
12	9:13:04.097	1:07.741	23.745	25.252	18.744	96.558	85.054
13	9:14:06.382	1:02.285	20.472	23.062	18.751	96.143	85.054

(94) Jonathan SCRIMGEOUR							
1	9:01:08.090						29.982
2	9:02:11.818	1:03.728	20.740	24.036	18.952	97.399	85.596
3	9:03:14.102	1:02.284	20.422	23.314	18.548	98.254	85.925
4	9:04:31.212	1:17.110	20.140	29.409	27.561	60.621	37.015
5	9:06:44.214	2:13.002	1:30.008	23.723	19.271	97.824	84.306
6	9:07:51.446	1:07.232	22.063	25.004	20.165	96.836	74.152
7	9:08:55.577	1:04.131	20.763	23.970	19.398	86.257	85.054
8	9:10:00.846	1:05.269	22.075	24.405	18.789	97.540	84.306
9	9:11:05.022	1:04.176	20.075	23.474	20.627	98.398	41.070

(15) Craig WALLACE							
1	9:01:42.139						27.574
2	9:02:47.794	1:05.655	21.480	25.106	19.069	94.120	89.836
3	9:03:52.315	1:04.521	20.601	24.558	19.362	90.198	90.198
4	9:04:55.619	1:03.304	20.439	24.233	18.632	102.142	90.442
5	9:05:58.457	1:02.838	19.933	24.152	18.753	101.987	89.957
6	9:07:02.417						



Super Lap Scotland - Round 7

Super Lap Scotland

Knockhill 1.267 miles

Warm Up - Group 1

17/09/2017 09:00

Practice (15:00 Time) started at 8:59:35

Lap Time of Day Lap Tm S1 S2 S3 S3Spd SFSpd Lap Time of Day Lap Tm S1 S2 S3 S3Spd SFSpd

(160) Ray McGINLAY

1	9:01:19.896			31.094	22.567	71.013	75.064
2	9:02:32.229	1:12.333	23.816	26.962	21.555	72.314	80.658
3	9:03:38.795	1:06.566	21.794	25.079	19.693	91.928	82.442
4	9:04:44.525	1:05.730	20.970	24.946	19.814	91.928	81.441
5	9:05:51.952	1:07.427	21.765	24.743	20.919	91.427	76.000
6	9:06:57.172	1:05.220	21.327	24.354	19.539	91.928	81.839
7	9:08:04.281	1:07.109	21.126	23.867	22.116	93.595	33.773
8	9:11:58.270	3:53.989	3:09.795	24.684	19.510	92.947	81.244
9	9:13:02.903	1:04.633	21.300	23.978	19.355	92.818	70.417

(49) Robert JOBSON

1	9:01:17.311			30.580	22.004	86.035	81.343
2	9:02:27.141	1:09.830	22.884	25.818	21.128	92.690	81.441
3	9:03:35.020	1:07.879	22.016	26.238	19.625	92.054	81.639
4	9:04:41.982	1:06.962	21.663	25.282	20.017	92.435	82.240
5	9:05:57.072	1:15.090	21.506	32.091	21.493	78.857	77.224
6	9:07:06.006	1:08.934	24.692	24.843	19.399	92.818	81.146
7	9:08:18.204	1:12.198	21.874	27.669	22.655	92.181	26.897
8	9:10:42.529	2:24.325	1:34.147	27.672	22.506	69.758	72.549
9	9:11:53.364	1:10.835	23.162	26.383	21.290	78.672	82.039
10	9:13:01.350	1:07.986	21.427	25.086	21.473	92.947	36.432

(88) Martin BROWN

1	9:01:11.053			30.266	23.607	70.123	73.826
2	9:02:24.644	1:13.591	23.065	28.264	22.262	69.112	76.432
3	9:03:33.236	1:08.592	21.958	25.366	21.268	90.932	64.838
4	9:04:40.909	1:07.673	22.097	25.299	20.277	80.853	79.417
5	9:05:48.001	1:07.092	21.505	25.157	20.430	84.946	76.607
6	9:06:59.310	1:11.309	21.445	24.381	25.483	81.048	24.262
7	9:09:11.473	2:12.163	1:25.494	25.670	20.999	75.828	79.606
8	9:10:30.890	1:19.417	21.792	29.447	28.178	59.811	29.839
9	9:13:47.098	3:16.208	2:29.815	25.500	20.893	88.767	76.958

(132) Suzanne BUIST

1	9:01:27.993			31.174	24.808	66.312	79.043
2	9:02:52.102	1:24.109	25.355	35.987	22.767	56.346	79.136
3	9:04:05.489	1:13.387	24.167	28.309	20.911	79.700	82.951
4	9:05:19.880	1:14.391	23.864	27.192	23.335	66.840	78.397
5	9:06:31.370	1:11.490	23.521	27.155	20.814	88.299	78.032
6	9:07:43.253	1:11.883	23.401	27.416	21.066	80.176	78.672
7	9:08:53.864	1:10.611	23.372	26.509	20.730	89.957	79.043
8	9:10:12.028	1:18.164	23.235	28.836	26.093	68.407	34.134

(56) Ian BIAGI

1	9:01:33.702			30.426	22.876	75.402	74.234
2	9:02:53.471	1:19.769	23.413	33.127	23.229	50.762	56.393
3	9:04:07.143	1:13.672			21.624	81.938	58.102
4	9:05:18.111	1:10.968		26.036	21.269	82.543	74.897
5	9:06:32.275	1:14.164			26.571	80.368	21.297
6	9:10:59.543	4:27.268	3:39.216	26.956	21.096	78.397	76.000
7	9:12:13.527	1:13.984			25.804	80.272	24.157

Clerk of the Course: _____ Orbits

Sig : _____ Time : _____
 Chief Timekeeper : Ian Sharp (SMART Timing)
 Resulat available at www.speedhive.com and www.smart-timing.co.uk
 Printed: 17/09/2017 09:55:18





Bulletin No. _____

Super Lap Scotland - Round 7

Sorted on best lap time

Super Lap Scotland

Knockhill 1.267 miles

Warm Up - Group 2

17/09/2017 09:20

Practice started at 9:17:47

Pos	No.	Name	Make/Model	Class Code	Laps	Best Tm	Diff	Best Speed	2nd Best
1	34	Blair McCONACHIE	Caterham Superlight R	SLS-C	11	56.122		81.267	56.222
2	131	Keith COWIE	Seat Leon Supercopa	SLS-C	9	56.658	0.536	80.498	57.415
3	5	Paul TOMLINSON	Subaru Impreza	SLS-D	9	57.947	1.825	78.707	58.784
4	77	Ian BONTHRONE	BMW E46 M3	SLS-D	9	57.960	1.838	78.689	58.056
5	28	Craig MENZIES	Lotus Exige	SLS-C	14	58.583	2.461	77.853	58.745
6	78	David RYBOWSKI	Subaru Impreza WRX	SLS-D	7	59.087	2.965	77.189	59.558
7	9	Steven ARKLEY	Westfield Megabusa	SLS-C	11	59.253	3.131	76.972	1:00.061
8	21	Marc IRVINE	Ford Focus ST	SLS-D	8	1:01.567	5.445	74.079	1:01.749
9	73	Robert DAVEY	Lotus Elise S220 Cup	SLS-D	12	1:02.720	6.598	72.717	1:02.845
10	42	Alex MILNE	Audi TTRS Plus	SLS-D	7	1:03.421	7.299	71.914	1:03.939
11	3	Jean-Luc CARTWRIGHT	Lexus IS-F	SLS-D	13	1:05.692	9.570	69.428	1:05.851

Clerk of the Course:

Sig : Time :
 Chief Timekeeper : Ian Sharp (SMART Timing)

Resulat available at www.speedhive.com and www.smart-timing.co.uk

Printed: 17/09/2017 09:55:49



Orbits



Super Lap Scotland - Round 7

Super Lap Scotland

Knockhill 1.267 miles

Warm Up - Group 2

17/09/2017 09:20

Practice started at 9:17:47

Lap	Time of Day	Lap Tm	S1	S2	S3	S3Spd	SFSpd
(34) Blair McCONACHIE							
1	9:22:21.231			29.401	23.906	58.866	78.765
2	9:23:35.244	1:14.013	23.098	27.595	23.320	69.831	96.697
3	9:24:32.394	57.150	18.785	21.395	16.970	110.193	97.967
4	9:25:31.282	58.888	20.958	21.202	16.728	109.832	97.682
5	9:26:28.153	56.871	18.562	21.229	17.080	109.474	97.257
6	9:27:26.111	57.958	18.300	22.633	17.025	109.474	97.824
7	9:28:22.233	56.122	18.185	21.102	16.835	109.118	97.967
8	9:29:25.619	1:03.386	19.182	24.201	20.003	96.836	95.731
9	9:30:21.841	56.222	18.431	21.076	16.715	108.588	97.824
10	9:31:22.832	1:00.991	18.418	21.481	21.092	108.413	67.377
11	9:32:41.360	1:18.528	25.968	30.099	22.461	63.851	93.726

Lap	Time of Day	Lap Tm	S1	S2	S3	S3Spd	SFSpd
(131) Keith COWIE							
1	9:21:16.349			26.346	18.476	101.987	94.651
2	9:22:17.602	1:01.253	20.659	23.468	17.126	108.941	106.689
3	9:23:15.017	57.415	18.900	21.836	16.679	118.147	108.941
4	9:24:12.611	57.594	18.967	22.244	16.383	116.912	106.520
5	9:25:21.493	1:08.882	19.297	25.590	23.995	100.611	29.038
6	9:29:50.110	4:28.617	3:40.753	29.813	18.051	94.252	95.323
7	9:30:47.837	57.727	19.501	21.839	16.387	114.714	108.941
8	9:31:44.495	56.658	18.636	21.691	16.331	116.912	107.030
9	9:32:45.011	1:00.516	18.547	23.428	18.541	96.143	106.859

Lap	Time of Day	Lap Tm	S1	S2	S3	S3Spd	SFSpd
(5) Paul TOMLINSON							
1	9:19:07.215			27.743	18.994	101.832	92.818
2	9:20:10.059	1:02.844	20.924	23.850	18.070	103.402	94.785
3	9:21:15.209	1:05.150	20.919	22.806	21.425	106.859	25.410
4	9:25:12.116	3:56.907	3:12.387	24.760	19.760	102.454	66.974
5	9:26:17.330	1:05.214	23.421	24.155	17.638	103.721	93.335
6	9:27:16.114	58.784	19.377	21.964	17.443	107.201	93.595
7	9:28:14.061	57.947	18.943	21.877	17.127	107.890	95.595
8	9:29:36.405	1:22.344	21.816	35.348	25.180	65.921	54.692
9	9:31:02.797	1:26.392	26.219	31.661	28.512	61.454	23.916

Lap	Time of Day	Lap Tm	S1	S2	S3	S3Spd	SFSpd
(77) Ian BONTHORNE							
1	9:23:13.796			26.431	18.908	92.818	93.595
2	9:24:15.100	1:01.304	20.991	22.397	17.916	104.692	94.518
3	9:25:14.130	59.030	18.839	21.976	18.215	105.515	94.385
4	9:26:12.623	58.493	18.571	21.986	17.936	104.856	94.518
5	9:27:17.395	1:04.772	21.427	25.637	17.708	104.692	94.252
6	9:28:15.451	58.056	18.397	21.743	17.916	105.848	93.988
7	9:29:27.505	1:12.054	20.760	26.802	24.492	75.572	33.756
8	9:32:06.389	2:38.884	1:58.589	22.495	17.800	103.882	94.252
9	9:33:04.349	57.960	18.438	21.615	17.907	104.692	81.441

Lap	Time of Day	Lap Tm	S1	S2	S3	S3Spd	SFSpd
(28) Craig MENZIES							
1	9:19:18.670			26.683	22.927	64.465	86.927
2	9:20:20.823	1:02.153	21.120	23.522	17.511	107.890	94.518
3	9:21:54.233	1:33.410	19.088	48.337	25.985	49.416	97.257
4	9:22:53.032	58.799	19.200	22.396	17.203	109.832	97.824
5	9:23:52.469	59.437	19.437	22.747	17.253	108.764	93.857
6	9:24:53.940	1:01.471	19.456	24.581	17.434	104.692	97.257
7	9:25:52.685	58.745	19.215	22.340	17.190	109.474	96.836
8	9:26:51.454	58.769	19.105	22.558	17.106	109.296	97.540
9	9:27:52.408	1:00.954	19.743	23.746	17.465	107.030	96.143
10	9:28:51.817	59.409	19.421	22.792	17.196	109.118	96.558
11	9:29:51.163	59.346	19.343	22.568	17.435	109.296	96.836
12	9:31:14.134	1:22.971	20.804	38.874	23.293	51.901	97.824
13	9:32:13.231	59.097	19.387	22.443	17.267	109.474	97.257
14	9:33:11.814	58.583	18.929	22.538	17.116	107.544	97.399

Lap	Time of Day	Lap Tm	S1	S2	S3	S3Spd	SFSpd
(78) David RYBOWSKI							
1	9:19:12.706			28.196	21.375	81.048	76.782
2	9:20:19.629	1:06.923			18.639	94.252	93.076
3	9:21:19.187	59.558			17.588	104.043	93.335
4	9:22:29.516	1:10.329			21.303	86.927	73.826
5	9:23:43.540	1:14.024	23.924	27.928	22.172	57.064	93.595
6	9:24:42.627	59.087			17.730	104.204	92.308
7	9:26:02.153	1:19.526		30.623	25.688	63.730	29.524

Lap	Time of Day	Lap Tm	S1	S2	S3	S3Spd	SFSpd
(9) Steven ARKLEY							
1	9:19:16.373				21.976	70.417	90.564

Lap	Time of Day	Lap Tm	S1	S2	S3	S3Spd	SFSpd
(21) Marc IRVINE							
1	9:20:23.170	1:06.797			19.143	84.946	97.399
2	9:21:26.894	1:03.724			17.853	96.005	96.419
3	9:22:29.128	1:02.234			17.264	104.204	97.540
4	9:23:30.197	1:01.069			17.077	106.183	97.967
5	9:24:30.936	1:00.739			16.900	106.520	99.125
6	9:26:04.799	1:33.863			33.582	39.452	27.605
7	9:28:59.364	2:54.565			18.055	97.540	95.731
8	9:29:59.425	1:00.061			17.030	105.184	98.111
9	9:30:58.678	59.253			16.771	104.692	98.398
10	9:32:22.598	1:23.920			26.484	53.218	35.983

Lap	Time of Day	Lap Tm	S1	S2	S3	S3Spd	SFSpd
(73) Robert DAVEY							
1	9:19:54.617				35.888	25.062	54.426
2	9:20:58.133	1:27.624	26.303	35.369	25.952	40.845	59.545
3	9:22:13.906	1:15.773	26.195	30.266	19.312	77.313	87.153
4	9:23:15.655	1:01.749	19.853	23.656	18.240	100.914	88.884
5	9:24:30.227	1:14.572	21.834	28.097	24.641	75.914	33.255
6	9:27:26.560	2:56.333	2:13.355	24.014	18.964	101.066	85.815
7	9:28:28.127	1:01.567	19.804	23.402	18.361	100.310	88.183
8	9:29:47.065	1:18.938	22.841	30.017	26.080	73.262	29.076

Lap	Time of Day	Lap Tm	S1	S2	S3	S3Spd	SFSpd
(42) Alex MILNE							
1	9:22:00.930	1:06.313	22.700	25.290	18.323	97.967	89.716
2	9:23:10.764	1:09.834	26.067	25.117	18.650	97.540	90.320
3	9:24:16.669	1:05.905	21.229	26.042	18.634	88.532	90.686
4	9:25:20.040	1:03.371	20.966	24.292	18.113	98.979	90.320
5	9:26:23.220	1:03.180	20.773	24.085	18.322	100.161	90.686
6	9:27:29.513	1:06.293	22.279	25.819	18.195	97.399	89.957
7	9:28:32.358	1:02.845	20.725	24.070	18.050	99.419	90.320
8	9:29:35.479	1:03.121	20.766	24.177	18.178	98.979	89.477
9	9:30:38.663	1:03.184	20.679	24.244	18.261	99.272	90.077
10	9:31:41.383	1:02.720	20.608	24.031	18.081	100.460	91.055
11	9:32:47.097	1:05.714	20.700	23.921	21.093	98.111	70.270

Lap	Time of Day	Lap Tm	S1	S2	S3	S3Spd	SFSpd
(3) Jean-Luc CARTWRIGHT							
1	9:18:59.903				26.477	18.686	108.064
2	9:20:06.901	1:06.998	21.808	24.785	20.405	107.717	41.145
3	9:23:25.563	3:18.662	2:35.314	24.887	18.461	106.015	97.967
4	9:24:28.984	1:03.421	21.077	23.969	18.375	108.764	97.824
5	9:25:33.802	1:04.818	20.726	25.341	18.751	89.716	98.543
6	9:26:37.741	1:03.939	20.683	25			



Bulletin No. _____

Super Lap Scotland - Round 7

Sorted on best lap time

Super Lap Scotland

Knockhill 1.267 miles

Warm Up - Group 3

17/09/2017 09:40

Practice (15:00 Time) started at 9:35:21

Pos	No.	Name	Make/Model	Class Code	Laps	Best Tm	Diff	Best Speed	2nd Best
1	7	David LONG	Caterham R400	SLS-P	15	54.194		84.158	54.871
2	51	Colin DORWARD	Mitsubishi Evo 5	SLS-P	11	54.236	0.042	84.092	57.068
3	55	Adam KINDNESS	Subaru Impreza STi Type R	SLS-B	3	54.825	0.631	83.189	1:46.399
4	46	George RIGBY	Subaru Impreza Spec-C	SLS-B	7	55.129	0.935	82.730	56.077
5	99	Andy FORREST	Westfield	SLS-B	11	55.145	0.951	82.706	55.392
6	32	John STEVENSON	Subaru Impreza	SLS-A	5	55.302	1.108	82.472	56.513
7	44	Steven JEFFERIES	Mitsubishi Evo VI	SLS-A	7	55.845	1.651	81.670	55.959
8	25	Alastair MOWAT	VW Golf	SLS-A	10	56.359	2.165	80.925	56.848
9	17	Mark GERAGHTY	BMW E46 M3	SLS-D	10	57.463	3.269	79.370	57.950
10	14	Russ PATON	Mitsubishi Evo 6	SLS-P	11	57.471	3.277	79.359	57.719
11	85	Lowell FORSYTH	Lotus Exige	SLS-A	14	57.798	3.604	78.910	58.727
12	60	Andy CLOTWORTHY	Subaru Impreza	SLS-B	6	58.058	3.864	78.557	58.766
13	10	Jack REID	Mevabusa	SLS-P	6	58.254	4.060	78.292	1:03.870

Clerk of the Course:

Sig : Time :
 Chief Timekeeper : Ian Sharp (SMART Timing)

Result available at www.speedhive.com and www.smart-timing.co.uk

Printed: 17/09/2017 09:56:46

Orbits



Super Lap Scotland - Round 7

Super Lap Scotland

Knockhill 1.267 miles

Warm Up - Group 3

17/09/2017 09:40

Practice (15:00 Time) started at 9:35:21

Lap	Time of Day	Lap Tm	S1	S2	S3	S3Spd	SFSpd
(7) David LONG							
1	9:36:45.201			31.308	23.249	49.526	105.681
2	9:37:44.332	59.131	19.494	22.515	17.122	112.408	112.597
3	9:38:41.445	57.113	18.524	22.345	16.244	110.922	115.504
4	9:39:37.785	56.340	18.511	21.466	16.363	119.835	108.413
5	9:40:43.754	1:05.969	20.840	25.235	19.894	97.399	114.910
6	9:41:38.942	55.188	18.117	21.100	15.971	119.621	113.357
7	9:42:33.813	54.871	17.751	20.414	16.706	118.775	111.290
8	9:43:36.676	1:02.863	20.161	23.748	18.954	101.524	114.714
9	9:44:31.640	54.964	18.081	21.049	15.834	119.835	114.518
10	9:45:40.854	1:09.214	20.740	28.388	20.086	69.831	114.910
11	9:46:35.048	54.194	17.922	20.584	15.688	121.133	113.742
12	9:47:48.386	1:13.338	20.378	29.633	23.327	59.598	78.214
13	9:48:56.436	1:08.050	21.365	24.970	21.715	78.123	107.717
14	9:49:54.216	57.780	18.115	21.364	18.301	116.506	83.260
15	9:50:54.146	59.930	20.679	22.136	17.115	110.739	107.890

Lap	Time of Day	Lap Tm	S1	S2	S3	S3Spd	SFSpd
(51) Colin DORWARD							
1	9:37:17.743			29.600	24.524	70.270	66.774
2	9:38:31.338	1:13.595	24.012	27.823	21.760	75.402	90.442
3	9:39:35.157	1:03.819	20.666	24.513	18.640	94.385	117.940
4	9:40:32.648	57.491	17.838	22.462	17.191	114.323	118.147
5	9:41:26.884	54.236	17.766	20.798	15.672	126.380	117.733
6	9:42:30.967	1:04.083	19.909	25.730	18.444	107.544	98.833
7	9:43:32.313	1:01.346	19.266	21.542	20.538	123.360	34.934
8	9:47:04.838	3:32.525	2:43.032	27.490	22.003	74.564	71.315
9	9:48:11.059	1:06.221	24.279	25.996	15.946	122.459	119.196
10	9:49:08.127	57.068	17.396	20.627	19.045	125.670	81.146
11	9:50:15.859	1:07.732	21.788	24.740	21.204	82.849	95.188

Lap	Time of Day	Lap Tm	S1	S2	S3	S3Spd	SFSpd
(55) Adam KINDNESS							
1	9:36:41.682			33.195	20.820	53.945	105.681
2	9:37:36.507	54.825	17.783	20.992	16.050	111.290	108.764
3	9:39:22.906	1:46.399	22.068	45.860	38.471	39.732	27.776

Lap	Time of Day	Lap Tm	S1	S2	S3	S3Spd	SFSpd
(46) George RIGBY							
1	9:37:09.856			27.671	25.197	61.907	71.543
2	9:38:19.748	1:09.892	21.776	24.973	23.143	89.596	31.506
3	9:40:51.224	2:31.476	1:42.897	27.591	20.988	68.477	105.349
4	9:41:47.301	56.077	18.241	21.305	16.531	114.323	105.184
5	9:42:56.095	1:08.794	17.874	29.724	21.196	65.535	104.366
6	9:43:51.224	55.129	17.717	21.233	16.179	113.935	105.681
7	9:45:28.359	1:37.135	22.703	44.145	30.287	55.923	24.412

Lap	Time of Day	Lap Tm	S1	S2	S3	S3Spd	SFSpd
(99) Andy FORREST							
1	9:37:11.478			27.550	24.770	72.004	73.102
2	9:38:17.486	1:06.008	21.742	21.409	22.857	108.064	66.051
3	9:39:30.273	1:12.787	24.608	29.320	18.859	70.343	102.142
4	9:40:25.665	55.392	18.015	21.081	16.296	114.129	104.692
5	9:41:21.244	55.579	17.924	21.545	16.110	111.846	106.183
6	9:42:16.646	55.402	17.942	21.347	16.113	111.474	105.848
7	9:43:18.846	1:02.200	17.950	21.965	22.285	113.166	59.493
8	9:44:36.675	1:17.829	26.605	30.933	20.291	56.298	105.020
9	9:45:32.341	55.666	18.125	21.395	16.146	113.549	105.681
10	9:46:27.486	55.145	17.767	20.783	16.595	112.597	102.298
11	9:47:53.206	1:25.720	22.077	33.277	30.366	55.097	22.764

Lap	Time of Day	Lap Tm	S1	S2	S3	S3Spd	SFSpd
(32) John STEVENSON							
1	9:38:25.535			30.112	1:54.400	68.547	35.963
2	9:47:47.582	9:22.047	8:43.921	21.032	17.094	127.339	112.408
3	9:48:44.095	56.513	18.730	21.874	15.909	128.313	119.835
4	9:49:39.397	55.302	18.212	21.336	15.754	129.302	121.572
5	9:50:36.246	56.849	18.002	20.723	18.124	129.802	42.153

Lap	Time of Day	Lap Tm	S1	S2	S3	S3Spd	SFSpd
(44) Steven JEFFERIES							
1	9:37:01.796			30.451	22.729	66.181	103.882
2	9:38:04.125	1:02.329	19.586	22.238	20.505	101.678	105.349
3	9:39:11.301	1:07.176	22.190	24.023	20.963	86.927	114.129
4	9:40:07.377	56.076	18.551	21.185	16.340	124.504	112.220
5	9:41:03.222	55.845	18.346	21.017	16.482	123.815	110.374
6	9:41:59.181	55.959	18.041	21.576	16.342	122.014	107.890
7	9:43:15.010	1:15.829	21.126	27.368	27.335	76.432	25.125

Lap	Time of Day	Lap Tm	S1	S2	S3	S3Spd	SFSpd
(25) Alastair MOWAT							
1	9:37:19.473			26.381	23.862	65.727	59.811
2	9:38:32.703	1:13.230	23.877	27.743	21.610	64.034	80.368
3	9:39:37.376	1:04.673	20.374	24.842	19.457	87.837	105.515
4	9:40:40.119	1:02.743	18.337	24.578	19.828	63.309	104.366
5	9:41:36.478	56.359	18.129	21.315	16.915	108.238	104.043
6	9:42:33.326	56.848	18.560	21.399	16.889	107.717	103.561
7	9:43:52.895	1:19.569	22.227	30.043	27.299	52.021	61.174
8	9:45:13.585	1:20.690	23.033	33.214	24.443	73.182	32.928
9	9:49:55.944	4:42.359	3:56.806	24.140	21.413	93.988	94.252
10	9:50:59.328	1:03.384	21.046	22.823	19.515	91.928	74.730

Lap	Time of Day	Lap Tm	S1	S2	S3	S3Spd	SFSpd
(17) Mark GERAGHTY							
1	9:39:25.163			23.394	17.649	103.721	92.947
2	9:40:24.005	58.842	19.159	22.129	17.554	105.349	93.465
3	9:41:25.021	1:01.016	19.043	23.169	18.804	94.385	94.518
4	9:42:28.238	1:03.217	18.637	22.071	22.509	101.987	28.544
5	9:45:02.840	2:34.602	1:51.202	25.735	17.665	101.066	92.690
6	9:46:01.506	58.666	19.180	21.982	17.504	103.084	93.335
7	9:46:59.456	57.950	18.780	21.733	17.437	103.084	93.595
8	9:47:57.896	58.440	18.694	21.824	17.922	99.863	93.205
9	9:48:55.359	57.463	18.455	21.503	17.505	104.856	93.595
10	9:50:10.383	1:15.024	23.004	26.363	25.657	82.039	29.203

Lap	Time of Day	Lap Tm	S1	S2	S3	S3Spd	SFSpd
(14) Russ PATON							
1	9:37:01.813			30.767	23.690	66.443	75.402
2	9:38:12.343	1:10.530	23.145	26.487	20.898	89.957	96.976
3	9:39:15.972	1:03.629	20.773	24.241	18.615	108.238	106.015
4	9:40:23.519	1:07.547	20.165	24.838	22.544	102.454	31.580
5	9:44:05.796	3:42.277	2:58.067	26.031	18.179	100.310	105.349
6	9:45:06.239	1:00.443	19.682	23.504	17.257	109.474	106.859
7	9:46:06.627	1:00.388	19.482	23.150	17.756	107.030	110.193
8	9:47:05.716	59.089	19.334	22.962	16.793	114.910	117.733
9	9:48:03.187	57.471	18.540	22.452	16.479	121.133	113.935
10	9:49:13.271	1:10.084	21.688	28.873	19.523	76.958	114.129
11	9:50:10.990	57.719	19.255	22.191	16.273	124.735	112.033

Lap	Time of Day	Lap Tm	S1	S2	S3	S3Spd	SFSpd
(85) Lowell FORSYTH							
1	9:36:48.560			24.755	56.631	93.857	
2	9:38:03.337	1:14.777		25.303	78.123	80.081	
3	9:39:12.511	1:09.174		22.440	84.946	83.885	
4	9:40:15.975	1:03.464					



Super Lap Scotland - Round 7

Sorted on best lap time

Super Lap Scotland

Knockhill 1.267 miles

Warm Up - Overall

17/09/2017 09:00

Practice started at 8:59:35

Pos	No.	Name	Make/Model	Class Code	Laps	Best Tm	Diff	Best Speed	2nd Best
1	7	David LONG	Caterham R400	SLS-P	15	54.194		84.158	54.871
2	51	Colin DORWARD	Mitsubishi Evo 5	SLS-P	11	54.236	0.042	84.092	57.068
3	55	Adam KINDNESS	Subaru Impreza STi Type R	SLS-B	3	54.825	0.631	83.189	1:46.399
4	46	George RIGBY	Subaru Impreza Spec-C	SLS-B	7	55.129	0.935	82.730	56.077
5	99	Andy FORREST	Westfield	SLS-B	11	55.145	0.951	82.706	55.392
6	32	John STEVENSON	Subaru Impreza	SLS-A	5	55.302	1.108	82.472	56.513
7	44	Steven JEFFERIES	Mitsubishi Evo VI	SLS-A	7	55.845	1.651	81.670	55.959
8	34	Blair McCONACHIE	Caterham Superlight R	SLS-C	12	56.122	1.928	81.267	56.222
9	25	Alastair MOWAT	VW Golf	SLS-A	10	56.359	2.165	80.925	56.848
10	131	Keith COWIE	Seat Leon Supercopa	SLS-C	10	56.658	2.464	80.498	57.415
11	17	Mark GERAGHTY	BMW E46 M3	SLS-D	10	57.463	3.269	79.370	57.950
12	14	Russ PATON	Mitsubishi Evo 6	SLS-P	11	57.471	3.277	79.359	57.719
13	85	Lowell FORSYTH	Lotus Exige	SLS-A	14	57.798	3.604	78.910	58.727
14	5	Paul TOMLINSON	Subaru Impreza	SLS-D	9	57.947	3.753	78.707	58.784
15	77	Ian BONTHRONE	BMW E46 M3	SLS-D	10	57.960	3.766	78.689	58.056
16	60	Andy CLOTWORTHY	Subaru Impreza	SLS-B	6	58.058	3.864	78.557	58.766
17	10	Jack REID	Mevabusa	SLS-P	6	58.254	4.060	78.292	1:03.870
18	28	Craig MENZIES	Lotus Exige	SLS-C	15	58.583	4.389	77.853	58.745
19	78	David RYBOWSKI	Subaru Impreza WRX	SLS-D	7	59.087	4.893	77.189	59.558
20	9	Steven ARKLEY	Westfield Megabusa	SLS-C	11	59.253	5.059	76.972	1:00.061
21	83	Fraser JAMIESON	Renault Clio 172 Ph1	SLS-E	10	1:00.574	6.380	75.294	1:00.637
22	6	Michael FOSTER	Renault Clio 172	SLS-E	13	1:00.631	6.437	75.223	1:00.722
23	54	Steven McNAB	Renault Clio	SLS-E	8	1:00.945	6.751	74.835	1:01.257
24	67	Marshall WISHART	Mazda RX8	SLS-F	12	1:01.062	6.868	74.692	1:01.208
25	12	James McELENY	Subaru Impreza	SLS-E	10	1:01.174	6.980	74.555	1:01.611
26	21	Marc IRVINE	Ford Focus ST	SLS-D	8	1:01.567	7.373	74.079	1:01.749
27	103	Stuart ROBERTSON	Renault Clio	SLS-E	10	1:01.615	7.421	74.022	1:02.153
28	38	Chris HISLOP	Renault Clio 197	SLS-F	14	1:01.622	7.428	74.013	1:01.807
29	41	Neil METHVEN	Renault Clio 182	SLS-F	14	1:02.225	8.031	73.296	1:02.285
30	94	Jonathan SCRIMGEOUR	Vauxhall Astra VXR	SLS-E	9	1:02.284	8.090	73.227	1:03.728
31	73	Robert DAVEY	Lotus Elise S220 Cup	SLS-D	13	1:02.720	8.526	72.717	1:02.845
32	15	Craig WALLACE	Renault Sport Megane	SLS-E	7	1:02.838	8.644	72.581	1:03.304
33	42	Alex MILNE	Audi TTRS Plus	SLS-D	7	1:03.421	9.227	71.914	1:03.939
34	65	Kevin STRACHAN	Renault Clio	SLS-F	10	1:03.905	9.711	71.369	1:04.609
35	48	Colin DUTHIE	Audi A3 3.2	SLS-F	11	1:04.039	9.845	71.220	1:04.616
36	160	Ray McGINLAY	Ford Puma	SLS-E	9	1:04.633	10.439	70.565	1:05.220
37	3	Jean-Luc CARTWRIGHT	Lexus IS-F	SLS-D	14	1:05.692	11.498	69.428	1:05.851
38	49	Robert JOBSON	Honda S2000	Guest	10	1:06.962	12.768	68.111	1:07.879
39	88	Martin BROWN	Subaru Impreza WRX	SLS-F	10	1:07.092	12.898	67.979	1:07.673
40	132	Suzanne BUIST	Mini Cooper S	SLS-F	8	1:10.611	16.417	64.591	1:11.490
41	56	Ian BIAGI	BMC Mini Clubman	SLS-E	7	1:10.968	16.774	64.266	1:13.672

Clerk of the Course:

Sig : Time :
Chief Timekeeper : Ian Sharp (SMART Timing)

Resulat available at www.speedhive.com and www.smart-timing.co.uk

Orbits





Super Lap Scotland - Round 7

Sorted on best lap time

Super Lap Scotland

Knockhill 1.267 miles

Warm Up - Overall

17/09/2017 09:00

Practice started at 8:59:35

Pos	No.	Name	Make/Model	Class Code	Laps	Best Tm	Diff	Best Speed	2nd Best
Guest									
1	49	Robert JOBSON	Honda S2000	Guest	10	1:06.962		68.111	1:07.879
Super Lap Scotland (A)									
1	32	John STEVENSON	Subaru Impreza	SLS-A	5	55.302		82.472	56.513
2	44	Steven JEFFERIES	Mitsubishi Evo VI	SLS-A	7	55.845	0.543	81.670	55.959
3	25	Alastair MOWAT	VW Golf	SLS-A	10	56.359	1.057	80.925	56.848
4	85	Lowell FORSYTH	Lotus Exige	SLS-A	14	57.798	2.496	78.910	58.727
Super Lap Scotland (B)									
1	55	Adam KINDNESS	Subaru Impreza STi Type R	SLS-B	3	54.825		83.189	1:46.399
2	46	George RIGBY	Subaru Impreza Spec-C	SLS-B	7	55.129	0.304	82.730	56.077
3	99	Andy FORREST	Westfield	SLS-B	11	55.145	0.320	82.706	55.392
4	60	Andy CLOTWORTHY	Subaru Impreza	SLS-B	6	58.058	3.233	78.557	58.766
Super Lap Scotland (C)									
1	34	Blair McCONACHIE	Caterham Superlight R	SLS-C	12	56.122		81.267	56.222
2	131	Keith COWIE	Seat Leon Supercopa	SLS-C	10	56.658	0.536	80.498	57.415
3	28	Craig MENZIES	Lotus Exige	SLS-C	15	58.583	2.461	77.853	58.745
4	9	Steven ARKLEY	Westfield Megabusa	SLS-C	11	59.253	3.131	76.972	1:00.061
Super Lap Scotland (D)									
1	17	Mark GERAGHTY	BMW E46 M3	SLS-D	10	57.463		79.370	57.950
2	5	Paul TOMLINSON	Subaru Impreza	SLS-D	9	57.947	0.484	78.707	58.784
3	77	Ian BONTHRONE	BMW E46 M3	SLS-D	10	57.960	0.497	78.689	58.056
4	78	David RYBOWSKI	Subaru Impreza WRX	SLS-D	7	59.087	1.624	77.189	59.558
5	21	Marc IRVINE	Ford Focus ST	SLS-D	8	1:01.567	4.104	74.079	1:01.749
6	73	Robert DAVEY	Lotus Elise S220 Cup	SLS-D	13	1:02.720	5.257	72.717	1:02.845
7	42	Alex MILNE	Audi TTRS Plus	SLS-D	7	1:03.421	5.958	71.914	1:03.939
8	3	Jean-Luc CARTWRIGHT	Lexus IS-F	SLS-D	14	1:05.692	8.229	69.428	1:05.851
Super Lap Scotland (E)									
1	83	Fraser JAMIESON	Renault Clio 172 Ph1	SLS-E	10	1:00.574		75.294	1:00.637
2	6	Michael FOSTER	Renault Clio 172	SLS-E	13	1:00.631	0.057	75.223	1:00.722
3	54	Steven McNAB	Renault Clio	SLS-E	8	1:00.945	0.371	74.835	1:01.257
4	12	James McELENY	Subaru Impreza	SLS-E	10	1:01.174	0.600	74.555	1:01.611
5	103	Stuart ROBERTSON	Renault Clio	SLS-E	10	1:01.615	1.041	74.022	1:02.153
6	94	Jonathan SCRIMGEOUR	Vauxhall Astra VXR	SLS-E	9	1:02.284	1.710	73.227	1:03.728
7	15	Craig WALLACE	Renault Sport Megane	SLS-E	7	1:02.838	2.264	72.581	1:03.304
8	160	Ray McGINLAY	Ford Puma	SLS-E	9	1:04.633	4.059	70.565	1:05.220
9	56	Ian BIAGI	BMC Mini Clubman	SLS-E	7	1:10.968	10.394	64.266	1:13.672

Clerk of the Course:

Sig : Time :
Chief Timekeeper : Ian Sharp (SMART Timing)

Resulat available at www.speedhive.com and www.smart-timing.co.uk





Bulletin No. _____

Super Lap Scotland - Round 7

Sorted on best lap time

Super Lap Scotland

Knockhill 1.267 miles

Warm Up - Overall

17/09/2017 09:00

Practice started at 8:59:35

Pos	No.	Name	Make/Model	Class Code	Laps	Best Tm	Diff	Best Speed	2nd Best
Super Lap Scotland (F)									
1	67	Marshall WISHART	Mazda RX8	SLS-F	12	1:01.062		74.692	1:01.208
2	38	Chris HISLOP	Renault Clio 197	SLS-F	14	1:01.622	0.560	74.013	1:01.807
3	41	Neil METHVEN	Renault Clio 182	SLS-F	14	1:02.225	1.163	73.296	1:02.285
4	65	Kevin STRACHAN	Renault Clio	SLS-F	10	1:03.905	2.843	71.369	1:04.609
5	48	Colin DUTHIE	Audi A3 3.2	SLS-F	11	1:04.039	2.977	71.220	1:04.616
6	88	Martin BROWN	Subaru Impreza WRX	SLS-F	10	1:07.092	6.030	67.979	1:07.673
7	132	Suzanne BUIST	Mini Cooper S	SLS-F	8	1:10.611	9.549	64.591	1:11.490
Super Lap Scotland (Pro)									
1	7	David LONG	Caterham R400	SLS-P	15	54.194		84.158	54.871
2	51	Colin DORWARD	Mitsubishi Evo 5	SLS-P	11	54.236	0.042	84.092	57.068
3	14	Russ PATON	Mitsubishi Evo 6	SLS-P	11	57.471	3.277	79.359	57.719
4	10	Jack REID	Mevabusa	SLS-P	6	58.254	4.060	78.292	1:03.870

Clerk of the Course:

Sig : Time :
Chief Timekeeper : Ian Sharp (SMART Timing)

Resulat available at www.speedhive.com and www.smart-timing.co.uk

Printed: 17/09/2017 21:05:36





Super Lap Scotland - Round 7

Sorted on best lap time

Super Lap Scotland

Knockhill 1.267 miles

Practice - Group 1

17/09/2017 10:45

Practice started at 10:45:17

Pos	No.	Name	Make/Model	Class Code	Laps	Best Tm	Diff	Best Speed	2nd Best
1	83	Fraser JAMIESON	Renault Clio 172 Ph1	SLS-E	12	1:00.158		75.814	1:00.198
2	67	Marshall WISHART	Mazda RX8	SLS-F	12	1:00.352	0.194	75.571	1:00.752
3	54	Steven McNAB	Renault Clio	SLS-E	14	1:00.560	0.402	75.311	1:00.605
4	6	Michael FOSTER	Renault Clio 172	SLS-E	7	1:00.581	0.423	75.285	1:01.362
5	12	James McELENY	Subaru Impreza	SLS-E	10	1:00.914	0.756	74.873	1:01.492
6	103	Stuart ROBERTSON	Renault Clio	SLS-E	11	1:01.169	1.011	74.561	1:01.349
7	41	Neil METHVEN	Renault Clio 182	SLS-F	13	1:01.381	1.223	74.304	1:01.591
8	94	Jonathan SCRIMGEOUR	Vauxhall Astra VXR	SLS-E	13	1:01.903	1.745	73.677	1:02.131
9	38	Chris HISLOP	Renault Clio 197	SLS-F	13	1:01.969	1.811	73.599	1:02.188
10	15	Craig WALLACE	Renault Sport Megane	SLS-E	11	1:02.182	2.024	73.347	1:02.230
11	48	Colin DUTHIE	Audi A3 3.2	SLS-F	13	1:03.059	2.901	72.327	1:03.382
12	65	Kevin STRACHAN	Renault Clio	SLS-F	9	1:03.082	2.924	72.300	1:03.397
13	49	Robert JOBSON	Honda S2000	Guest	12	1:03.467	3.309	71.862	1:03.901
14	160	Ray McGINLAY	Ford Puma	SLS-E	13	1:04.113	3.955	71.138	1:04.114
15	132	Suzanne BUIST	Mini Cooper S	SLS-F	11	1:06.571	6.413	68.511	1:07.229
16	56	Ian BIAGI	BMC Mini Clubman	SLS-E	8	1:07.614	7.456	67.454	1:08.036

Clerk of the Course:

Sig : Time :
Chief Timekeeper : Ian Sharp (SMART Timing)

Result available at www.speedhive.com and www.smart-timing.co.uk

Printed: 17/09/2017 11:24:10





Super Lap Scotland - Round 7

Super Lap Scotland

Knockhill 1.267 miles

Practice - Group 1

17/09/2017 10:45

Practice started at 10:45:17

Lap	Time of Day	Lap Tm	S1	S2	S3	S3Spd	SFSpd
(83) Fraser JAMIESON							
1	10:46:47.033			39.454	20.388	59.022	86.927
2	10:47:48.604	1:01.571	19.975	22.881	18.715	95.323	88.068
3	10:48:48.995	1:00.391	19.639	22.453	18.299	96.143	88.416
4	10:49:49.193	1:00.198	19.423	22.607	18.168	96.836	88.767
5	10:51:04.855	1:15.662	24.516	26.226	24.920	68.899	33.321
6	10:53:19.611	2:14.756	1:25.479	28.978	20.299	76.432	89.120
7	10:54:20.205	1:00.594	19.745	22.577	18.272	96.143	88.416
8	10:55:24.610	1:04.405	19.699	22.491	22.215	96.281	36.551
9	10:57:26.258	2:01.648	1:19.485	23.527	18.636	92.435	88.884
10	10:58:26.779	1:00.521	19.575	22.762	18.184	95.731	88.416
11	10:59:26.937	1:00.158	19.579	22.395	18.184	97.117	88.068
12	11:00:36.050	1:09.113	19.890	22.830	26.393	96.419	28.149

(67) Marshall WISHART							
1	10:46:55.364			33.526	21.550	60.457	82.747
2	10:47:59.044	1:03.680	20.383	24.311	18.986	92.054	81.839
3	10:48:59.796	1:00.752	19.461	22.803	18.488	93.595	83.467
4	10:50:00.148	1:00.352	19.286	22.870	18.196	94.651	84.518
5	10:51:01.319	1:01.171	19.479	23.254	18.438	93.988	83.885
6	10:52:02.404	1:01.085	19.250	23.055	18.780	93.988	81.839
7	10:53:03.497	1:01.093	19.573	23.103	18.417	95.188	83.885
8	10:54:16.693	1:13.196	22.183	25.527	25.486	84.095	28.703
9	10:57:13.646	2:56.953	2:11.025	24.840	21.088	64.156	82.341
10	10:58:15.306	1:01.660	19.479	23.421	18.760	90.077	79.700
11	10:59:18.693	1:03.387	19.491	23.923	19.973	89.358	80.561
12	11:00:54.265	1:35.572	22.847	45.504	27.221	88.299	26.132

(54) Steven McNAB							
1	10:46:57.617			33.018	21.862	59.126	85.379
2	10:48:00.086	1:02.469			18.501	95.188	86.035
3	10:49:01.746	1:01.660			18.301	94.919	87.040
4	10:50:02.835	1:01.089			18.257	96.419	86.814
5	10:51:03.440	1:00.605			18.192	96.697	86.927
6	10:52:14.446	1:11.006			23.424	62.717	73.022
7	10:53:23.575	1:09.129	22.863	27.315	18.951	90.809	87.494
8	10:54:24.135	1:00.560			18.087	96.697	87.266
9	10:55:29.060	1:04.925			18.559	92.947	87.722
10	10:56:30.961	1:01.901			18.190	96.005	87.266
11	10:57:32.583	1:01.622			18.294	96.419	87.380
12	10:58:47.498	1:14.915	23.402	31.260	20.253	72.470	87.837
13	10:59:48.582	1:01.084			18.294	95.868	87.153
14	11:01:10.163	1:21.581		30.426	27.885	70.196	32.482

(6) Michael FOSTER							
1	10:47:12.533			35.544	26.192	55.187	38.926
2	10:48:49.969	1:37.436	53.872	25.303	18.261	94.252	85.925
3	10:49:54.626	1:04.657	19.713	22.781	22.163	96.697	34.414
4	10:56:16.294	6:21.668	5:39.430	23.954	18.284	94.252	85.379
5	10:57:16.875	1:00.581	19.670	22.755	18.156	95.053	86.590
6	10:58:18.237	1:01.362	19.985	23.225	18.152	94.919	86.590
7	10:59:19.813	1:01.576	19.460	24.027	18.089	95.731	87.153

(12) James McELENY							
1	10:47:24.874			34.230	22.768	70.565	86.257
2	10:48:26.366	1:01.492	19.881	23.591	18.020	100.762	87.608
3	10:49:27.280	1:00.914	19.706	22.707	18.501	99.419	83.157
4	10:50:29.689	1:02.409	20.418	23.447	18.544	97.257	81.540
5	10:51:45.251	1:15.562	23.843	29.074	22.645	78.765	67.854
6	10:53:02.510	1:17.259	21.664	27.829	27.766	67.854	27.730
7	10:55:16.509	2:13.999	1:31.301	23.889	18.809	100.161	86.590
8	10:56:20.502	1:03.993	19.922	24.993	19.078	93.726	81.639
9	10:57:22.783	1:02.281	20.185	23.423	18.673	96.005	83.157
10	10:58:49.020	1:26.237	22.622	34.889	28.726	64.156	26.800

(103) Stuart ROBERTSON							
1	10:47:06.572			34.386	23.838	55.324	82.747
2	10:48:10.095	1:03.523	20.698	23.581	19.244	92.308	84.625
3	10:49:14.837	1:04.742	21.965	24.040	18.737	94.120	85.596
4	10:50:16.186	1:01.349	19.494	23.237	18.618	93.205	85.054
5	10:51:17.355	1:01.169	19.632	22.721	18.816	97.682	83.675
6	10:52:29.916	1:12.561	20.091	26.925	25.545	84.732	23.814
7	10:54:59.816	2:29.900	1:47.191	23.922	18.787	95.595	85.054

8	10:56:01.420	1:01.604	19.546	23.138	18.920	95.053	85.054
9	10:57:02.931	1:01.511	19.815	23.209	18.487	96.143	85.706
10	10:58:04.816	1:01.885	19.759	23.531	18.595	94.919	85.270
11	10:59:20.056	1:15.240	23.622	26.240	25.378	81.244	29.550

(41) Neil METHVEN							
1	10:47:17.640			34.671	25.289	49.599	78.397
2	10:48:22.095	1:04.455	21.345	24.089	19.021	94.385	83.571
3	10:49:24.404	1:02.309	20.471	23.177	18.661	95.731	84.200
4	10:50:26.880	1:02.476	20.522	23.378	18.576	96.697	85.270
5	10:51:31.238	1:04.358	21.351	24.430	18.577	96.005	84.625
6	10:52:32.619	1:01.381	19.978	22.945	18.458	95.868	84.732
7	10:53:34.305	1:01.686	20.131	23.008	18.547	95.731	85.054
8	10:54:35.896	1:01.591	19.925	23.133	18.533	96.419	84.518
9	10:55:57.804	1:21.908	21.116	32.303	28.489	51.149	50.839
10	10:57:20.479	1:22.675	30.427	32.733	19.515	78.580	84.732
11	10:58:22.697	1:02.218	20.178	23.406	18.634	96.005	84.839
12	10:59:27.978	1:05.281	20.344	23.186	21.751	95.459	70.123
13	11:00:51.231	1:23.253	23.555	30.828	28.870	68.268	29.407

(94) Jonathan SCRIMGEOUR							
1	10:47:32.125			30.443	26.480	58.866	78.123
2	10:48:35.809	1:03.684	20.615	23.962	19.107	98.688	84.839
3	10:49:43.444	1:07.635	20.266	23.804	23.565	99.419	81.146
4	10:50:46.055	1:02.611	20.331	23.602	18.678	98.111	84.732
5	10:51:48.367	1:02.312	19.886	23.640	18.786	97.824	84.946
6	10:52:50.709	1:02.342	19.892	23.837	18.613	96.558	85.815
7	10:53:52.612	1:01.903	19.969	23.444	18.490	97.967	85.379
8	10:54:56.561	1:03.949	19.929	23.579	20.441	98.398	41.019
9	10:56:34.613	1:38.052	55.468	23.638	18.946	98.398	85.596
10	10:57:36.744	1:02.131	19.669	23.609	18.853	98.398	85.270
11	10:58:39.348	1:02.604	19.964	23.860	18.780	98.543	84.200
12	10:59:42.117	1:02.769	19.993	23.757	19.019	97.682	84.412
13	11:00:59.691	1:17.574	21.540	29.255	26.779	72.236	32.032

(38) Chris HISLOP							
1	10:46:53.800			34.521	23.776	62.542	82.747
2	10:48:02.502	1:08.702	21.054	26.766	20.882	70.714	83.675
3	10:49:05.071	1:02.569	20.320	23.618	18.631	92.947	83.675
4	10:50:07.421	1:02.350	19.998	23.445	18.907	92.435	83.780
5	10:51:09.390	1:01.969	19.688	23.322	18.959	92.690	83.363
6	10:52:11.818	1:02.428	19.959	23.712	18.757	92.562	83.157
7	10:53:14.992	1:03.174	19.765	24.519	18.890	91.427	83.363
8	10:54:41.921	1:26.929	27.986	33.741	25.202	52.224	61.737
9	10:55:56.073	1:14.152	28.574	26.629	18.949	91.427	83.88



Super Lap Scotland - Round 7

Super Lap Scotland

Knockhill 1.267 miles

Practice - Group 1

17/09/2017 10:45

Practice started at 10:45:17

Lap	Time of Day	Lap Tm	S1	S2	S3	S3Spd	SFSpd	Lap	Time of Day	Lap Tm	S1	S2	S3	S3Spd	SFSpd
11	10:58:09.455	1:19.592	25.733	30.508	23.351	58.660	72.706								
12	10:59:14.745	1:05.290	21.474	24.858	18.958	91.552	84.518								
13	11:00:17.804	1:03.059	20.434	23.955	18.670	92.947	84.200								



(65) Kevin STRACHAN

1	10:47:26.684			33.552	23.178	68.060	71.850
2	10:48:37.555	1:10.871	24.265	26.147	20.459	77.135	81.739
3	10:49:50.255	1:12.700	22.641	26.549	23.510	90.442	32.388
4	10:54:15.511	4:25.256	3:39.903	25.676	19.677	91.928	81.938
5	10:55:23.452	1:07.941	22.222	26.628	19.091	93.076	81.839
6	10:56:27.774	1:04.322	21.667	23.677	18.978	94.785	83.675
7	10:57:31.171	1:03.397	20.920	23.585	18.892	94.518	84.306
8	10:58:34.253	1:03.082	21.006	23.400	18.676	94.919	83.157
9	11:00:08.321	1:34.068	25.581	37.282	31.205	64.218	21.767

(49) Robert JOBSON

1	10:47:02.115			33.101	23.967	54.294	82.747
2	10:48:08.417	1:06.302	22.047	24.596	19.659	94.120	80.950
3	10:49:12.618	1:04.201	20.925	24.244	19.032	93.595	82.442
4	10:50:18.223	1:05.605	20.529	24.232	20.844	79.136	78.305
5	10:51:29.479	1:11.256	20.691	29.171	21.394	80.465	73.664
6	10:52:37.516	1:08.037	23.707	24.604	19.726	91.303	82.039
7	10:53:41.417	1:03.901	20.540	24.300	19.061	92.947	82.442
8	10:54:44.884	1:03.467	20.383	24.059	19.025	93.857	81.739
9	10:55:49.879	1:04.995	20.206	23.960	20.829	93.076	34.256
10	10:57:38.080	1:48.201	58.728	27.798	21.675	86.035	67.310
11	10:58:54.516	1:16.436	23.569	28.959	23.908	64.838	67.445
12	11:00:04.571	1:10.055	23.567	26.201	20.287	84.412	83.157

(160) Ray McGINLAY

1	10:47:08.453			34.875	24.166	54.382	79.417
2	10:48:15.027	1:06.574	22.117	24.669	19.788	92.562	81.938
3	10:49:21.084	1:06.057	22.018	24.507	19.532	93.465	82.139
4	10:50:25.547	1:04.463	21.312	24.114	19.037	93.988	82.442
5	10:51:34.017	1:08.470	24.054	25.026	19.390	92.818	82.645
6	10:52:38.613	1:04.596	20.866	24.266	19.464	93.205	83.467
7	10:53:42.770	1:04.157	20.821	24.082	19.254	93.988	82.849
8	10:54:46.884	1:04.114	20.883	24.054	19.177	93.857	83.157
9	10:55:51.589	1:04.705	21.118	24.346	19.241	93.595	82.240
10	10:56:56.501	1:04.912	20.817	24.592	19.503	87.266	81.739
11	10:58:07.090	1:10.589	22.447	28.323	19.819	77.135	81.739
12	10:59:11.416	1:04.326	21.024	24.136	19.166	93.465	82.747
13	11:00:15.529	1:04.113	20.734	24.067	19.312	93.726	82.543

(132) Suzanne BUIST

1	10:47:19.193			34.366	25.049	50.043	74.981
2	10:48:30.518	1:11.325	24.305	26.639	20.381	93.205	81.441
3	10:49:38.742	1:08.224	23.088	25.094	20.042	94.785	72.785
4	10:50:50.035	1:11.293	23.876	26.783	20.634	86.146	83.260
5	10:51:56.606	1:06.571	22.301	24.979	19.291	94.120	84.095
6	10:53:10.581	1:13.975	23.012	28.611	22.352	79.417	71.467
7	10:54:26.592	1:16.011	23.784	28.226	24.001	74.316	68.407
8	10:55:41.045	1:14.453	24.426	27.630	22.397	82.951	74.813
9	10:56:53.770	1:12.725	23.281	28.540	20.904	82.747	82.849
10	10:58:00.999	1:07.229	22.345	25.453	19.431	93.205	84.306
11	10:59:28.452	1:27.453	23.222	35.601	28.630	70.343	31.774

(56) Ian BIAGI

1	10:47:00.472			33.103	23.771	53.858	72.159
2	10:48:08.940	1:08.468	23.021	25.053	20.394	83.885	76.519
3	10:49:16.554	1:07.614			20.105	82.951	72.706
4	10:50:24.590	1:08.036		24.915	20.722	83.467	70.714
5	10:51:36.694	1:12.104	23.095	27.503	21.506	74.316	71.773
6	10:52:48.480	1:11.786			23.914	82.139	32.944
7	10:55:09.301	2:20.821		25.972	22.166	80.081	71.543
8	10:56:25.534	1:16.233	23.387	26.379	26.467	78.488	32.993

Clerk of the Course:

Sig : Time :
Chief Timekeeper : Ian Sharp (SMART Timing)

Resulat available at www.speedhive.com and www.smart-timing.co.uk

Printed: 17/09/2017 11:24:59

Orbits





Bulletin No. _____

Super Lap Scotland - Round 7

Sorted on best lap time

Super Lap Scotland

Knockhill 1.267 miles

Practice - Group 2

17/09/2017 11:05

Practice (15:00 Time) started at 11:06:27

Pos	No.	Name	Make/Model	Class Code	Laps	Best Tm	Diff	Best Speed	2nd Best
1	34	Blair McCONACHIE	Caterham Superlight R	SLS-C	15	55.465		82.229	55.663
2	131	Keith COWIE	Seat Leon Supercopa	SLS-C	11	56.044	0.579	81.380	56.226
3	77	Ian BONTHRONE	BMW E46 M3	SLS-D	12	57.531	2.066	79.276	57.547
4	5	Paul TOMLINSON	Subaru Impreza	SLS-D	12	57.537	2.072	79.268	57.776
5	28	Craig MENZIES	Lotus Exige	SLS-C	14	57.979	2.514	78.664	58.429
6	78	David RYBOWSKI	Subaru Impreza WRX	SLS-D	6	58.930	3.465	77.394	1:00.339
7	9	Steven ARKLEY	Westfield Megabusa	SLS-C	12	59.317	3.852	76.889	59.573
8	42	Alex MILNE	Audi TTRS Plus	SLS-D	9	1:00.783	5.318	75.035	1:02.721
9	21	Marc IRVINE	Ford Focus ST	SLS-D	12	1:01.129	5.664	74.610	1:01.394
10	73	Robert DAVEY	Lotus Elise S220 Cup	SLS-D	14	1:01.606	6.141	74.032	1:02.019

Clerk of the Course:

Sig : Time :
 Chief Timekeeper : Ian Sharp (SMART Timing)

Resulat available at www.speedhive.com and www.smart-timing.co.uk

Printed: 17/09/2017 11:25:33





Super Lap Scotland - Round 7

Super Lap Scotland

Knockhill 1.267 miles

Practice - Group 2

17/09/2017 11:05

Practice (15:00 Time) started at 11:06:27

Lap	Time of Day	Lap Tm	S1	S2	S3	S3Spd	SFSpd
(34) Blair McCONACHIE							
1	11:08:24.014			43.541	23.776	46.830	96.005
2	11:09:21.419	57.405	18.968	21.608	16.829	108.064	97.540
3	11:10:18.280	56.861	18.242	21.552	17.067	110.193	97.257
4	11:11:16.239	57.959	18.399	22.539	17.021	109.474	97.399
5	11:12:11.902	55.663	18.194	21.013	16.456	109.653	97.967
6	11:13:10.354	58.452	18.304	23.381	16.767	109.118	98.398
7	11:14:06.319	55.965	18.125	21.270	16.570	109.832	98.254
8	11:15:02.230	55.911	18.238	21.073	16.600	109.832	97.117
9	11:15:57.695	55.465	18.101	21.053	16.311	110.193	97.399
10	11:17:00.760	1:03.065	18.371	21.505	23.189	110.374	61.510
11	11:18:18.550	1:17.790	26.774	29.329	21.687	65.599	97.117
12	11:19:14.606	56.056	18.342	21.311	16.403	109.832	97.824
13	11:20:10.904	56.298	18.199	21.395	16.704	108.764	97.399
14	11:21:11.694	1:00.790	18.936	21.206	20.648	110.012	63.429
15	11:22:38.857	1:27.163	26.754	28.735	31.674	65.986	26.441

(131) Keith COWIE							
1	11:08:30.819			43.140	27.123	44.828	91.552
2	11:09:54.105	1:23.286	25.037	34.302	23.947	49.055	94.120
3	11:10:53.093	58.988	19.980	22.180	16.828	112.597	105.848
4	11:11:50.377	57.284	18.713	21.971	16.600	114.714	106.015
5	11:12:46.603	56.226	18.689	21.179	16.358	118.565	107.030
6	11:13:54.829	1:08.226	20.212	23.851	24.163	92.181	32.912
7	11:16:59.128	3:04.299	2:17.664	26.784	19.851	75.828	106.520
8	11:17:55.537	56.409	18.611	21.474	16.324	116.912	106.183
9	11:18:51.581	56.044	18.045	21.610	16.389	115.903	106.183
10	11:20:08.891	1:17.310	19.833	30.299	27.178	51.661	63.730
11	11:21:26.742	1:17.851	28.784	30.726	18.341	87.837	89.477

(77) Ian BONTHRON							
1	11:07:47.811			26.161	19.833	81.540	93.335
2	11:08:47.021	59.210	19.181	22.073	17.956	105.349	94.785
3	11:09:45.266	58.245	18.507	21.937	17.801	105.020	95.188
4	11:10:42.813	57.547	18.472	21.602	17.473	105.515	95.323
5	11:11:40.344	57.531	18.310	21.549	17.672	105.515	94.785
6	11:12:46.977	1:06.633	18.506	24.014	24.113	77.047	33.504
7	11:15:25.594	2:38.617	1:58.625	22.261	17.731	105.020	94.518
8	11:16:23.751	58.157	18.502	21.964	17.691	105.515	94.518
9	11:17:22.021	58.270	18.459	22.304	17.507	103.084	94.385
10	11:18:21.175	59.154	18.628	23.090	17.436	104.529	94.785
11	11:19:19.393	58.218	18.566	22.092	17.560	104.856	94.518
12	11:20:33.298	1:13.905	20.877	28.442	24.586	70.789	34.825

(5) Paul TOMLINSON							
1	11:07:46.344			26.587	19.940	92.054	85.596
2	11:08:49.843	1:03.499	21.066	24.637	17.796	104.692	93.857
3	11:09:48.204	58.361	18.807	22.142	17.412	107.030	96.419
4	11:10:48.606	1:00.402	19.745	22.839	17.818	105.681	94.518
5	11:11:46.382	57.776	18.861	21.859	17.056	107.030	95.868
6	11:12:45.021	58.639	18.955	22.428	17.256	105.848	96.005
7	11:14:01.447	1:16.426	22.289	29.330	24.807	73.583	37.365
8	11:16:48.761	2:47.314	2:02.578	26.410	18.326	98.979	95.459
9	11:17:46.298	57.537	18.616	21.994	16.927	106.183	96.976
10	11:18:44.472	58.174	18.558	22.073	17.543	107.717	95.053
11	11:20:04.711	1:20.239	23.484	31.558	25.197	60.403	67.041
12	11:21:28.401	1:23.690	25.836	33.312	24.542	63.790	37.914

(28) Craig MENZIES							
1	11:07:59.008			29.625	20.256	89.836	97.117
2	11:09:00.974	1:01.966	19.205	23.984	18.777	87.494	97.967
3	11:09:59.663	58.689	19.199	22.387	17.103	109.653	97.117
4	11:10:58.149	58.486	19.121	22.253	17.112	110.012	97.540
5	11:11:56.578	58.429	19.046	22.133	17.250	110.012	97.117
6	11:13:16.429	1:19.851	20.980	33.528	25.343	67.923	49.235
7	11:14:38.647	1:22.218	28.940	31.006	22.272	62.835	99.714
8	11:15:36.626	57.979	18.811	22.089	17.079	110.012	97.257
9	11:16:51.977	1:15.351	20.440	31.159	23.752	56.488	96.281
10	11:17:58.574	1:06.597	20.951	25.742	19.904	73.022	95.868
11	11:18:58.393	59.819	19.595	22.743	17.481	110.012	95.188
12	11:19:58.089	59.696	19.424	22.644	17.628	109.296	95.731
13	11:20:57.580	59.491	19.494	22.550	17.447	109.474	96.005
14	11:21:57.244	59.664	19.551	22.490	17.623	108.588	94.651

(78) David RYBOWSKI									
1	11:07:57.737					29.379	20.064	70.491	92.690
2	11:08:58.076	1:00.339					17.555	103.242	91.303
3	11:10:18.619	1:20.543	24.598				24.800	72.627	54.338
4	11:11:35.044	1:16.425					20.786	72.785	93.465
5	11:12:33.974	58.930					17.489	104.043	92.947
6	11:13:51.695	1:17.721					26.636	68.199	30.093

(9) Steven ARKLEY									
1	11:08:15.604						20.694	74.981	94.919
2	11:09:17.896	1:02.292					17.337	102.298	98.111
3	11:10:19.148	1:01.252					18.145	97.399	100.011
4	11:11:19.418	1:00.270					16.925	106.015	97.824
5	11:12:20.052	1:00.634					17.635	106.520	96.281
6	11:13:19.625	59.573					16.938	105.848	97.967
7	11:14:36.928	1:17.303					26.891	68.338	29.839
8	11:17:24.719	2:47.791					25.562	79.417	61.907
9	11:18:28.765	1:04.046					17.108	105.681	97.967
10	11:19:28.424	59.659					16.962	106.689	98.254
11	11:20:29.752	1:01.328					17.962	104.692	97.117
12	11:21:29.069	59.317					16.845	105.349	94.120

(42) Alex MILNE										
1	11:07:39.085						25.400	17.733	108.238	97.967
2	11:08:41.806	1:02.721	21.006	24.079	17.636	109.118	97.967			
3	11:09:46.886	1:05.080	20.278	26.532	18.270	98.111	99.566			
4	11:10:59.440	1:12.554	21.647	29.236	21.671	81.540	82.341			
5	11:12:06.927	1:07.487	22.245	25.643	19.599	93.205	92.504			
6	11:13:17.230	1:10.303	21.283	29.041	19.979	88.532	90.198			
7	11:14:20.191	1:02.961	21.182	24.111	17.668	106.859	99.566			
8	11:15:20.974	1:00.783	19.833	23.610	17.340	110.012	98.688			
9	11:16:36.112	1:15.138	20.669	28.859	25.610	84.732	39.756			

(21) Marc IRVINE									
1	11:08:02.643					32.310	23.774	58.660	78.765
2	11:09:14.874	1:12.231	22.670	27.028	22.533	73.664	88.767		
3	11:10:16.268	1:01.394	19.745	23.405	18.244	101.371	89.957		
4	11:11:18.425	1:02.157	19.624	23.640	18.893	98.688	88.068		
5	11:12:20.282	1:01.857	19.564	23.304	18.989	101.678	88.183		
6	11:13:34.748	1:14.466	20.781	26.685	27.000	63.790	33.756		
7	11:16:36.833	3:02.085	2:16.585	24.321	21.179	73.745	89.477		
8	11:17:38.250	1:01.417	19.845	23.249	18.323	100.460	90.320		
9	11:18:39.379	1:01.129	19.361	23.338	18.430	100.161	89.596		
10	11:19:57.036	1:17.657	23.356	34.121	20.180	55.784	89.716		
11	11:20:58.917	1:01.881	19.546	23.590	18.745	99.863	89.957		
12	11:22:00.370	1:01.453	19.597	23.394	18.462	100.460	88.884		

(73) Robert DAVEY									
1	11:07:54.348					29.376	21.004	70.640	90.564
2	11:09:02.312	1:07.964	21.857	26.941	19.166	89.120	91.179		
3	11:10:05.008	1:02.696	20.528	24.214	17.954	98.254	90.442		
4	11:11:06.614	1:01.606	20.191	23.496	17.919	99.419	90.320		
5	11:12:08.753	1:02.139	20.228	23.870	18.041	99.272	90.564		



Bulletin No. _____

Super Lap Scotland - Round 7

Sorted on best lap time

Super Lap Scotland

Knockhill 1.267 miles

Practice - Group 3

17/09/2017 11:25

Practice (15:00 Time) started at 11:24:32

Pos	No.	Name	Make/Model	Class Code	Laps	Best Tm	Diff	Best Speed	2nd Best
1	7	David LONG	Caterham R400	SLS-P	10	53.447		85.334	53.541
2	32	John STEVENSON	Subaru Impreza	SLS-A	9	53.539	0.092	85.187	53.744
3	51	Colin DORWARD	Mitsubishi Evo 5	SLS-P	12	54.975	1.528	82.962	55.710
4	44	Steven JEFFERIES	Mitsubishi Evo VI	SLS-A	12	55.112	1.665	82.756	55.687
5	55	Adam KINDNESS	Subaru Impreza STi Type R	SLS-B	3	55.118	1.671	82.747	1:20.511
6	46	George RIGBY	Subaru Impreza Spec-C	SLS-B	11	55.371	1.924	82.369	55.429
7	99	Andy FORREST	Westfield	SLS-B	12	55.383	1.936	82.351	55.512
8	25	Alastair MOWAT	VW Golf	SLS-A	13	55.981	2.534	81.471	56.149
9	20	Hamish GORDON	Ultima GTR	SLS-B	15	55.982	2.535	81.470	55.994
10	14	Russ PATON	Mitsubishi Evo 6	SLS-P	12	56.194	2.747	81.162	56.604
11	85	Lowell FORSYTH	Lotus Exige	SLS-A	14	56.826	3.379	80.260	57.120
12	17	Mark GERAGHTY	BMW E46 M3	SLS-D	11	57.290	3.843	79.610	57.432
13	60	Andy CLOTWORTHY	Subaru Impreza	SLS-B	10	57.612	4.165	79.165	57.972
14	10	Jack REID	Mevabusa	SLS-P	8	58.354	4.907	78.158	58.644

Clerk of the Course:

Sig : Time :
 Chief Timekeeper : Ian Sharp (SMART Timing)

Resulat available at www.speedhive.com and www.smart-timing.co.uk

Printed: 17/09/2017 11:46:13



Super Lap Scotland - Round 7

Super Lap Scotland

Knockhill 1.267 miles

Practice - Group 3

17/09/2017 11:25

Practice (15:00 Time) started at 11:24:32

Lap	Time of Day	Lap Tm	S1	S2	S3	S3Spd	SFSpd
(7) David LONG							
1	11:26:01.494			34.807	24.010	60.294	107.372
2	11:26:59.154	57.660	19.127	21.581	16.952	109.118	113.357
3	11:27:54.724	55.570	18.315	21.394	15.861	117.733	113.549
4	11:28:54.101	59.377	17.521	24.906	16.950	113.166	115.107
5	11:29:47.642	53.541	17.583	20.305	15.653	119.409	114.129
6	11:31:02.025	1:14.383	20.347	30.944	23.092	63.309	67.717
7	11:32:14.446	1:12.421	24.558	28.176	19.687	75.742	114.518
8	11:33:22.004	1:07.558	21.776	27.336	18.446	87.494	115.504
9	11:34:15.451	53.447	17.811	20.320	15.316	122.683	114.714
10	11:35:30.147	1:14.696	20.069	28.243	26.384	70.050	31.300

(32) John STEVENSON							
1	11:26:09.653			38.371	24.358	43.718	121.352
2	11:27:08.560	58.907	19.461	22.527	16.919	113.742	113.166
3	11:28:08.896	1:00.336	19.913	24.521	15.902	107.372	124.044
4	11:29:02.435	53.539	17.733	20.498	15.308	131.842	122.683
5	11:30:02.802	1:00.367	21.153	22.037	17.177	120.480	58.152
6	11:32:21.034	2:18.232	1:40.584	21.615	16.033	116.103	122.908
7	11:33:28.773	1:07.739	23.942	26.593	17.204	95.595	123.133
8	11:34:22.517	53.744	17.641	20.741	15.362	131.070	122.683
9	11:35:33.429	1:10.912	20.406	29.424	21.082	73.907	35.246

(51) Colin DORWARD							
1	11:26:14.121			34.765	26.788	48.558	113.166
2	11:27:18.325	1:04.204	19.573	24.918	19.713	90.564	77.851
3	11:28:21.888	1:03.563	21.228	24.356	17.979	100.914	103.402
4	11:29:29.100	1:07.212	21.015	28.566	17.631	84.095	117.116
5	11:30:25.715	56.615	18.096	21.224	17.295	110.012	116.506
6	11:31:27.577	1:01.862	18.250	23.275	20.337	103.402	47.392
7	11:34:00.453	2:32.876	1:52.874	23.381	16.621	111.290	118.356
8	11:34:56.163	55.710	17.715	21.895	16.100	122.236	116.506
9	11:35:51.138	54.975	17.885	21.148	15.942	127.098	116.709
10	11:36:59.950	1:08.812	20.983	27.446	20.383	75.572	48.279
11	11:38:55.781	1:55.831	1:11.525	27.044	17.262	106.859	122.683
12	11:40:03.457	1:07.676	17.883	27.929	21.864	85.487	42.446

(44) Steven JEFFERIES							
1	11:26:28.263			38.066	30.359	45.807	75.402
2	11:27:41.768	1:13.505	24.820	29.468	19.217	72.627	110.922
3	11:28:38.336	56.568	19.022	21.238	16.308	124.504	112.976
4	11:29:34.023	55.687	18.344	21.011	16.332	122.014	110.374
5	11:30:29.135	55.112	18.096	20.897	16.119	121.572	110.374
6	11:31:43.184	1:14.049	21.053	27.881	25.115	74.564	36.216
7	11:35:04.155	3:20.971	2:40.933	22.426	17.612	113.549	109.653
8	11:36:00.662	56.507	18.510	21.715	16.282	119.409	108.588
9	11:36:56.772	56.110	18.204	21.016	16.890	120.265	105.020
10	11:37:52.860	56.088	18.112	21.231	16.745	105.848	107.372
11	11:38:48.555	55.695	18.143	21.284	16.268	116.506	108.238
12	11:39:56.115	1:07.560	18.212	23.816	25.532	94.651	27.016

(55) Adam KINDNESS							
1	11:25:55.999			34.417	22.539	57.752	108.064
2	11:26:51.117	55.118	17.403	21.650	16.065	109.118	108.064
3	11:28:11.628	1:20.511	23.450	29.478	27.583	61.737	27.696

(46) George RIGBY							
1	11:26:21.903			33.669	27.510	39.850	104.529
2	11:27:19.024	57.121	18.649	21.240	17.232	112.033	105.020
3	11:28:14.453	55.429	17.739	21.256	16.434	113.549	105.349
4	11:29:21.454	1:07.001	21.191	24.821	20.989	94.120	41.272
5	11:33:57.925	4:36.471	3:45.794	30.670	20.007	62.835	105.020
6	11:34:53.296	55.371	17.982	21.270	16.119	113.549	105.681
7	11:35:52.147	58.851	17.787	21.725	19.339	114.129	85.487
8	11:36:54.510	1:02.363	19.945	23.748	18.670	83.260	105.515
9	11:38:03.281	1:08.771	18.150	27.943	22.678	72.470	72.159
10	11:39:23.681	1:20.400	24.214	34.336	21.850	50.343	105.515
11	11:40:25.481	1:01.800	18.061	21.354	22.385	112.976	37.015

(99) Andy FORREST							
1	11:26:08.891			38.603	24.829	43.548	101.678
2	11:27:05.498	56.607	18.384	21.643	16.580	113.935	102.611
3	11:28:02.763	57.265	18.130	21.904	17.231	112.408	103.242

Lap	Time of Day	Lap Tm	S1	S2	S3	S3Spd	SFSpd
4	11:29:21.695	1:18.932	23.678	37.176	18.078	67.923	105.349
5	11:30:17.207	55.512	17.922	21.186	16.404	113.166	104.366
6	11:31:13.225	56.018	18.022	21.565	16.431	112.597	102.298
7	11:32:09.097	55.872	17.912	21.415	16.545	113.357	100.310
8	11:33:29.211	1:20.114	23.026	32.755	24.333	61.007	63.071
9	11:34:49.507	1:20.296	26.944	31.214	22.138	53.945	101.987
10	11:35:45.597	56.090	18.247	21.549	16.294	113.166	103.882
11	11:36:40.980	55.383	17.925	21.200	16.258	112.408	103.561
12	11:38:04.583	1:23.603	21.905	32.089	29.609	52.758	27.380

(25) Alastair MOWAT							
1	11:26:05.619			36.371	24.983	46.217	80.368
2	11:27:13.552	1:07.933	22.724	24.815	20.394	84.306	96.697
3	11:28:11.835	58.283	18.287	21.408	18.588	95.595	104.529
4	11:29:07.984	56.149	17.859	21.470	16.820	107.201	102.298
5	11:30:04.320	56.336	18.043	21.193	17.100	109.653	100.611
6	11:31:00.679	56.359	18.113	21.289	16.957	108.941	100.161
7	11:32:11.569	1:10.890	20.005	28.689	22.196	80.176	34.467
8	11:35:12.517	3:00.948	2:16.097	25.176	19.675	79.795	103.242
9	11:36:08.498	55.981	18.112	21.047	16.822	109.832	104.204
10	11:37:09.034	1:00.536	17.859	22.885	19.792	83.260	103.561
11	11:38:11.754	1:02.720	17.892	23.391	21.437	87.722	68.547
12	11:39:19.827	1:08.073	24.247	24.188	19.638	78.672	100.460
13	11:40:16.073	56.246	18.192	21.331	16.723	110.739	101.371

(20) Hamish GORDON							
1	11:26:15.996			34.501	27.480	42.500	97.967
2	11:27:18.045	1:02.049	18.969	24.422	18.658	92.818	101.987
3	11:28:14.312	56.267	18.010	21.249	17.008	116.709	101.832
4	11:29:12.303	57.991	18.357	22.930	16.704	112.408	102.611
5	11:30:08.297	55.994	17.966	21.074	16.954	116.304	101.678
6	11:31:04.547	56.250	18.060	21.218	16.972	115.107	101.678
7	11:32:01.698	57.151	18.445	21.590	17.116	115.703	102.768
8	11:33:40.097	1:38.399	46.661	33.877	17.861	103.882	100.310
9	11:34:41.086	1:00.989	19.161	24.610	17.218	108.238	104.043
10	11:35:38.563	57.477	18.577	21.980	16.920	112.976	103.084
11	11:36:34.545	55.982	18.350	21.114	16.518	115.504	106.351
12	11:37:32.078	57.533	18.550	21.756	17.227	112.033	104.692
13	11:38:28.362	56.284	18.449	21.114	16.721	115.903	104.043
14	11:39:25.291	56.929	18.384	21.591	16.954	115.504	92.947
15	11:40:21.625	56.334	18.918	21.135	16.281	116.709	105.020

(14) Russ PATON							
1	11:26:18.328			32.535	28.552	49.820	86.368
2	11:27:30.391	1:12.063	22.761	29.669			



Super Lap Scotland - Round 7

Super Lap Scotland

Knockhill 1.267 miles

Practice - Group 3

17/09/2017 11:25

Practice (15:00 Time) started at 11:24:32

Lap	Time of Day	Lap Tm	S1	S2	S3	S3Spd	SFSpd	Lap	Time of Day	Lap Tm	S1	S2	S3	S3Spd	SFSpd
2	11:27:48.330	59.021	18.986	22.530	17.505	102.926	93.988								
3	11:28:45.830	57.500	18.513	21.536	17.451	103.882	93.726								
4	11:29:43.365	57.535	18.546	21.545	17.444	104.204	94.252								
5	11:30:44.488	1:01.123	18.376	21.617	21.130	104.043	29.433								
6	11:33:34.795	2:50.307	2:08.992	23.267	18.048	102.298	93.335								
7	11:34:38.748	1:03.953	22.235	23.824	17.894	103.084	94.785								
8	11:35:36.038	57.290	18.363	21.574	17.353	104.204	94.385								
9	11:36:33.470	57.432	18.440	21.571	17.421	104.529	94.252								
10	11:37:30.905	57.435	18.429	21.549	17.457	104.856	94.120								
11	11:38:48.366	1:17.461	23.341	28.290	25.830	75.064	26.504								

(60) Andy CLOTWORTHY

1	11:26:11.712			35.806	25.716	45.466	101.371
2	11:27:19.392	1:07.680	20.188	28.350	19.142	104.366	85.054
3	11:28:23.813	1:04.421	21.943	24.934	17.544	100.611	105.681
4	11:29:23.028	59.215	19.281	22.850	17.084	111.290	106.520
5	11:30:20.640	57.612			16.720	118.565	105.184
6	11:31:18.612	57.972			16.854	118.565	104.856
7	11:32:34.983	1:16.371	21.801	29.689	24.881	80.368	31.744
8	11:35:41.270	3:06.287	2:17.002	30.123	19.162	61.174	103.721
9	11:36:39.551	58.281	19.160	22.262	16.859	117.321	104.366
10	11:38:06.215	1:26.664	24.587	33.527	28.550	60.349	25.096

(10) Jack REID

1	11:26:02.263				23.667	57.161	101.371
2	11:27:00.907	58.644			17.073	104.856	100.762
3	11:27:59.562	58.655			17.015	104.529	99.125
4	11:29:33.146	1:33.584			22.909	60.132	72.627
5	11:30:48.919	1:15.773			20.727	68.687	99.863
6	11:31:47.273	58.354			16.696	104.043	99.125
7	11:32:46.124	58.851			16.642	103.402	99.566
8	11:34:11.332	1:25.208			30.507	62.600	21.297

Clerk of the Course:

Sig : Time :

Chief Timekeeper : Ian Sharp (SMART Timing)

Resulat available at www.speedhive.com and www.smart-timing.co.uk

Printed: 17/09/2017 11:46:46

Orbits





Super Lap Scotland - Round 7

Sorted on best lap time

Super Lap Scotland

Knockhill 1.267 miles

Practice - Overall

17/09/2017 10:45

Practice started at 10:45:17

Pos	No.	Name	Make/Model	Class Code	Laps	Best Tm	Diff	Best Speed	2nd Best
1	7	David LONG	Caterham R400	SLS-P	10	53.447		85.334	53.541
2	32	John STEVENSON	Subaru Impreza	SLS-A	9	53.539	0.092	85.187	53.744
3	51	Colin DORWARD	Mitsubishi Evo 5	SLS-P	12	54.975	1.528	82.962	55.710
4	44	Steven JEFFERIES	Mitsubishi Evo VI	SLS-A	12	55.112	1.665	82.756	55.687
5	55	Adam KINDNESS	Subaru Impreza STi Type R	SLS-B	3	55.118	1.671	82.747	1:20.511
6	46	George RIGBY	Subaru Impreza Spec-C	SLS-B	11	55.371	1.924	82.369	55.429
7	99	Andy FORREST	Westfield	SLS-B	12	55.383	1.936	82.351	55.512
8	34	Blair McCONACHIE	Caterham Superlight R	SLS-C	15	55.465	2.018	82.229	55.663
9	25	Alastair MOWAT	VW Golf	SLS-A	13	55.981	2.534	81.471	56.149
10	20	Hamish GORDON	Ultima GTR	SLS-B	15	55.982	2.535	81.470	55.994
11	131	Keith COWIE	Seat Leon Supercopa	SLS-C	12	56.044	2.597	81.380	56.226
12	14	Russ PATON	Mitsubishi Evo 6	SLS-P	12	56.194	2.747	81.162	56.604
13	85	Lowell FORSYTH	Lotus Exige	SLS-A	14	56.826	3.379	80.260	57.120
14	17	Mark GERAGHTY	BMW E46 M3	SLS-D	11	57.290	3.843	79.610	57.432
15	77	Ian BONTHRONE	BMW E46 M3	SLS-D	12	57.531	4.084	79.276	57.547
16	5	Paul TOMLINSON	Subaru Impreza	SLS-D	12	57.537	4.090	79.268	57.776
17	60	Andy CLOTWORTHY	Subaru Impreza	SLS-B	10	57.612	4.165	79.165	57.972
18	28	Craig MENZIES	Lotus Exige	SLS-C	15	57.979	4.532	78.664	58.429
19	10	Jack REID	Mevabusa	SLS-P	8	58.354	4.907	78.158	58.644
20	78	David RYBOWSKI	Subaru Impreza WRX	SLS-D	6	58.930	5.483	77.394	1:00.339
21	9	Steven ARKLEY	Westfield Megabusa	SLS-C	13	59.317	5.870	76.889	59.573
22	83	Fraser JAMIESON	Renault Clio 172 Ph1	SLS-E	12	1:00.158	6.711	75.814	1:00.198
23	67	Marshall WISHART	Mazda RX8	SLS-F	12	1:00.352	6.905	75.571	1:00.752
24	54	Steven McNAB	Renault Clio	SLS-E	14	1:00.560	7.113	75.311	1:00.605
25	6	Michael FOSTER	Renault Clio 172	SLS-E	7	1:00.581	7.134	75.285	1:01.362
26	42	Alex MILNE	Audi TTRS Plus	SLS-D	9	1:00.783	7.336	75.035	1:02.721
27	12	James McELENY	Subaru Impreza	SLS-E	10	1:00.914	7.467	74.873	1:01.492
28	21	Marc IRVINE	Ford Focus ST	SLS-D	13	1:01.129	7.682	74.610	1:01.394
29	103	Stuart ROBERTSON	Renault Clio	SLS-E	11	1:01.169	7.722	74.561	1:01.349
30	41	Neil METHVEN	Renault Clio 182	SLS-F	13	1:01.381	7.934	74.304	1:01.591
31	73	Robert DAVEY	Lotus Elise S220 Cup	SLS-D	15	1:01.606	8.159	74.032	1:02.019
32	94	Jonathan SCRIMGEOUR	Vauxhall Astra VXR	SLS-E	13	1:01.903	8.456	73.677	1:02.131
33	38	Chris HISLOP	Renault Clio 197	SLS-F	14	1:01.969	8.522	73.599	1:02.188
34	15	Craig WALLACE	Renault Sport Megane	SLS-E	11	1:02.182	8.735	73.347	1:02.230
35	48	Colin DUTHIE	Audi A3 3.2	SLS-F	14	1:03.059	9.612	72.327	1:03.382
36	65	Kevin STRACHAN	Renault Clio	SLS-F	9	1:03.082	9.635	72.300	1:03.397
37	49	Robert JOBSON	Honda S2000	Guest	13	1:03.467	10.020	71.862	1:03.901
38	160	Ray McGINLAY	Ford Puma	SLS-E	14	1:04.113	10.666	71.138	1:04.114
39	132	Suzanne BUIST	Mini Cooper S	SLS-F	11	1:06.571	13.124	68.511	1:07.229
40	56	Ian BIAGI	BMC Mini Clubman	SLS-E	8	1:07.614	14.167	67.454	1:08.036

Clerk of the Course:

Sig : Time :
 Chief Timekeeper : Ian Sharp (SMART Timing)

Resulat available at www.speedhive.com and www.smart-timing.co.uk

Printed: 17/09/2017 21:05:57





Super Lap Scotland - Round 7

Sorted on best lap time

Super Lap Scotland

Knockhill 1.267 miles

Practice - Overall

17/09/2017 10:45

Practice started at 10:45:17

Pos	No.	Name	Make/Model	Class Code	Laps	Best Tm	Diff	Best Speed	2nd Best
-----	-----	------	------------	------------	------	---------	------	------------	----------

Guest

1	49	Robert JOBSON	Honda S2000	Guest	13	1:03.467		71.862	1:03.901
---	----	---------------	-------------	-------	----	----------	--	--------	----------

Super Lap Scotland (A)

1	32	John STEVENSON	Subaru Impreza	SLS-A	9	53.539		85.187	53.744
2	44	Steven JEFFERIES	Mitsubishi Evo VI	SLS-A	12	55.112	1.573	82.756	55.687
3	25	Alastair MOWAT	VW Golf	SLS-A	13	55.981	2.442	81.471	56.149
4	85	Lowell FORSYTH	Lotus Exige	SLS-A	14	56.826	3.287	80.260	57.120

Super Lap Scotland (B)

1	55	Adam KINDNESS	Subaru Impreza STi Type R	SLS-B	3	55.118		82.747	1:20.511
2	46	George RIGBY	Subaru Impreza Spec-C	SLS-B	11	55.371	0.253	82.369	55.429
3	99	Andy FORREST	Westfield	SLS-B	12	55.383	0.265	82.351	55.512
4	20	Hamish GORDON	Ultima GTR	SLS-B	15	55.982	0.864	81.470	55.994
5	60	Andy CLOTWORTHY	Subaru Impreza	SLS-B	10	57.612	2.494	79.165	57.972

Super Lap Scotland (C)

1	34	Blair McCONACHIE	Caterham Superlight R	SLS-C	15	55.465		82.229	55.663
2	131	Keith COWIE	Seat Leon Supercopa	SLS-C	12	56.044	0.579	81.380	56.226
3	28	Craig MENZIES	Lotus Exige	SLS-C	15	57.979	2.514	78.664	58.429
4	9	Steven ARKLEY	Westfield Megabusa	SLS-C	13	59.317	3.852	76.889	59.573

Super Lap Scotland (D)

1	17	Mark GERAGHTY	BMW E46 M3	SLS-D	11	57.290		79.610	57.432
2	77	Ian BONTHRONE	BMW E46 M3	SLS-D	12	57.531	0.241	79.276	57.547
3	5	Paul TOMLINSON	Subaru Impreza	SLS-D	12	57.537	0.247	79.268	57.776
4	78	David RYBOWSKI	Subaru Impreza WRX	SLS-D	6	58.930	1.640	77.394	1:00.339
5	42	Alex MILNE	Audi TTRS Plus	SLS-D	9	1:00.783	3.493	75.035	1:02.721
6	21	Marc IRVINE	Ford Focus ST	SLS-D	13	1:01.129	3.839	74.610	1:01.394
7	73	Robert DAVEY	Lotus Elise S220 Cup	SLS-D	15	1:01.606	4.316	74.032	1:02.019

Super Lap Scotland (E)

1	83	Fraser JAMIESON	Renault Clio 172 Ph1	SLS-E	12	1:00.158		75.814	1:00.198
2	54	Steven McNAB	Renault Clio	SLS-E	14	1:00.560	0.402	75.311	1:00.605
3	6	Michael FOSTER	Renault Clio 172	SLS-E	7	1:00.581	0.423	75.285	1:01.362
4	12	James McELENY	Subaru Impreza	SLS-E	10	1:00.914	0.756	74.873	1:01.492
5	103	Stuart ROBERTSON	Renault Clio	SLS-E	11	1:01.169	1.011	74.561	1:01.349
6	94	Jonathan SCRIMGEOUR	Vauxhall Astra VXR	SLS-E	13	1:01.903	1.745	73.677	1:02.131
7	15	Craig WALLACE	Renault Sport Megane	SLS-E	11	1:02.182	2.024	73.347	1:02.230
8	160	Ray McGINLAY	Ford Puma	SLS-E	14	1:04.113	3.955	71.138	1:04.114
9	56	Ian BIAGI	BMC Mini Clubman	SLS-E	8	1:07.614	7.456	67.454	1:08.036

Clerk of the Course:

Sig : Time :

Chief Timekeeper : Ian Sharp (SMART Timing)

Resulat available at www.speedhive.com and www.smart-timing.co.uk

Printed: 17/09/2017 21:06:14

Orbits





Bulletin No. _____

Super Lap Scotland - Round 7

Sorted on best lap time

Super Lap Scotland

Knockhill 1.267 miles

Practice - Overall

17/09/2017 10:45

Practice started at 10:45:17

Pos	No.	Name	Make/Model	Class Code	Laps	Best Tm	Diff	Best Speed	2nd Best
Super Lap Scotland (F)									
1	67	Marshall WISHART	Mazda RX8	SLS-F	12	1:00.352		75.571	1:00.752
2	41	Neil METHVEN	Renault Clio 182	SLS-F	13	1:01.381	1.029	74.304	1:01.591
3	38	Chris HISLOP	Renault Clio 197	SLS-F	14	1:01.969	1.617	73.599	1:02.188
4	48	Colin DUTHIE	Audi A3 3.2	SLS-F	14	1:03.059	2.707	72.327	1:03.382
5	65	Kevin STRACHAN	Renault Clio	SLS-F	9	1:03.082	2.730	72.300	1:03.397
6	132	Suzanne BUIST	Mini Cooper S	SLS-F	11	1:06.571	6.219	68.511	1:07.229
Super Lap Scotland (Pro)									
1	7	David LONG	Caterham R400	SLS-P	10	53.447		85.334	53.541
2	51	Colin DORWARD	Mitsubishi Evo 5	SLS-P	12	54.975	1.528	82.962	55.710
3	14	Russ PATON	Mitsubishi Evo 6	SLS-P	12	56.194	2.747	81.162	56.604
4	10	Jack REID	Mevabusa	SLS-P	8	58.354	4.907	78.158	58.644

Clerk of the Course:

Sig : Time :
Chief Timekeeper : Ian Sharp (SMART Timing)

Result available at www.speedhive.com and www.smart-timing.co.uk

Printed: 17/09/2017 21:06:14

Orbits





Super Lap Scotland - Round 7

Sorted on best lap time

Super Lap Scotland

Knockhill 1.267 miles

Qualifying - Group 1 - AMENDED RESULT

17/09/2017 13:45

Practice (15:00 Time) started at 13:55:01

Pos	No.	Name	Make/Model	Class Code	Laps	Best Tm	Diff	Best Speed	2nd Best
1	83	Fraser JAMIESON	Renault Clio 172 Ph1	SLS-E	10	1:00.284		75.656	1:00.496
2	54	Steven McNAB	Renault Clio	SLS-E	14	1:00.613	0.329	75.245	1:00.968
3	67	Marshall WISHART	Mazda RX8	SLS-F	12	1:01.207	0.923	74.515	1:01.293
4	15	Craig WALLACE	Renault Sport Megane	SLS-E	11	1:01.356	1.072	74.334	1:01.524
5	103	Stuart ROBERTSON	Renault Clio	SLS-E	10	1:01.488	1.204	74.174	1:01.691
6	12	James McELENY	Subaru Impreza	SLS-E	12	1:01.784	1.500	73.819	1:02.104
7	38	Chris HISLOP	Renault Clio 197	SLS-F	14	1:01.935	1.651	73.639	1:01.998
8	88	Martin BROWN	Subaru Impreza WRX	SLS-F	12	1:01.936	1.652	73.638	1:02.009
9	94	Jonathan SCRIMGEOUR	Vauxhall Astra VXR	SLS-E	13	1:01.980	1.696	73.586	1:02.203
10	41	Neil METHVEN	Renault Clio 182	SLS-F	10	1:02.177	1.893	73.353	1:02.480
11	48	Colin DUTHIE	Audi A3 3.2	SLS-F	13	1:03.125	2.841	72.251	1:03.192
12	65	Kevin STRACHAN	Renault Clio	SLS-F	9	1:03.489	3.205	71.837	1:04.143
13	160	Ray McGINLAY	Ford Puma	SLS-F	13	1:03.699	3.415	71.600	1:03.707
14	49	Robert JOBSON	Honda S2000	Guest	4	1:03.841	3.557	71.441	1:05.628
15	56	Ian BIAGI	BMC Mini Clubman	SLS-E	9	1:07.632	7.348	67.436	1:07.985
16	132	Suzanne BUIST	Mini Cooper S	SLS-F	12	1:09.064	8.780	66.038	1:09.526

Announcements

15:59 AMENDED RESULT - Car No.160 - Re-classified as Class F.

Clerk of the Course:

Sig : Time :
Chief Timekeeper : Ian Sharp (SMART Timing)

Resulat available at www.speedhive.com and www.smart-timing.co.uk



Super Lap Scotland - Round 7

Super Lap Scotland

Knockhill 1.267 miles

Qualifying - Group 1

17/09/2017 13:45

Practice (15:00 Time) started at 13:55:01

Lap	Time of Day	Lap Tm	S1	S2	S3	S3Spd	SFSpd
(83) Fraser JAMIESON							
1	13:56:21.235			33.224	21.804	61.398	87.040
2	13:57:22.183	1:00.948	19.781	22.817	18.350	96.281	87.494
3	13:58:27.414	1:05.231	19.784	25.944	19.503	86.035	88.068
4	13:59:45.417	1:18.003	32.712	26.700	18.591	96.419	88.649
5	14:00:53.537	1:08.120	23.579	25.819	18.722	93.726	88.183
6	14:01:54.033	1:00.496	19.654	22.540	18.302	96.836	87.837
7	14:02:54.733	1:00.700	19.673	22.512	18.515	97.257	88.183
8	14:03:55.017	1:00.284	19.483	22.465	18.336	97.682	88.068
9	14:04:55.550	1:00.533	19.720	22.552	18.261	96.976	88.416
10	14:06:21.491	1:25.941	22.388	34.343	29.210	58.001	24.809
(54) Steven McNAB							
1	13:56:25.214				23.505	62.953	85.925
2	13:57:27.456	1:02.242			18.391	96.143	86.479
3	13:58:31.970	1:04.514			19.371	87.380	87.608
4	13:59:33.228	1:01.258			18.334	96.005	86.590
5	14:00:34.276	1:01.048	19.804	23.141	18.103	97.257	86.702
6	14:01:35.244	1:00.968			18.077	96.558	87.040
7	14:02:41.225	1:05.981		25.977	18.508	96.697	87.266
8	14:03:41.838	1:00.613			18.042	97.257	87.153
9	14:04:59.052	1:17.214	23.643	31.329	22.242	61.965	88.068
10	14:06:08.380	1:09.328	22.372	27.557	19.399	96.976	87.952
11	14:07:09.438	1:01.058			18.158	97.257	87.380
12	14:08:16.084	1:06.646		24.995	19.101	94.385	87.494
13	14:09:17.710	1:01.626			18.770	97.117	87.722
14	14:10:18.887	1:01.177			18.175	95.731	87.153
(67) Marshall WISHART							
1	13:56:36.285			35.871	21.066	56.535	83.054
2	13:57:38.307	1:02.022	19.782	23.362	18.878	94.385	80.853
3	13:58:40.039	1:01.732	19.629	23.275	18.828	94.385	81.540
4	13:59:43.976	1:03.937	20.364	24.748	18.825	93.988	82.341
5	14:00:56.425	1:12.449	24.147	28.307	19.995	72.470	81.739
6	14:01:57.632	1:01.207	19.759	22.979	18.469	94.919	82.747
7	14:03:10.039	1:12.407	19.586	29.441	23.380	91.677	28.765
8	14:04:16.219	3:06.180	2:22.377	24.943	18.860	90.320	81.839
9	14:07:17.869	1:01.650	19.488	23.520	18.642	93.465	81.540
10	14:08:19.162	1:01.293	19.779	22.965	18.549	94.785	80.561
11	14:09:21.085	1:01.923	19.846	23.422	18.655	94.919	81.839
12	14:10:40.189	1:19.104	22.689	30.619	25.796	59.757	53.686
(15) Craig WALLACE							
1	13:57:03.831			33.562	26.287	49.344	73.262
2	13:58:23.339	1:19.508	30.198	29.268	20.042	99.272	90.564
3	13:59:26.928	1:03.589	20.980	24.398	18.211	102.454	90.564
4	14:00:28.710	1:01.782	20.131	23.330	18.321	103.084	91.179
5	14:01:32.359	1:03.649	21.370	23.306	18.973	103.721	72.943
6	14:02:48.118	1:15.759	26.414	29.243	20.102	80.950	92.054
7	14:03:49.474	1:01.356	19.863	23.344	18.149	102.926	90.686
8	14:04:50.998	1:01.524	19.969	23.377	18.178	102.142	91.055
9	14:05:52.815	1:01.817	20.137	23.310	18.370	102.926	91.179
10	14:06:54.514	1:01.699	19.996	23.609	18.094	101.832	90.320
11	14:08:25.609	1:31.095	21.574	31.937	37.584	61.510	24.627
(103) Stuart ROBERTSON							
1	13:57:22.179			33.144	28.209	32.529	74.152
2	13:58:28.718	1:06.539	21.248	25.305	19.986	95.053	84.518
3	13:59:42.403	1:13.685	23.129	29.882	20.674	75.828	84.518
4	14:00:43.891	1:01.488	19.860	22.856	18.772	95.459	83.989
5	14:01:45.972	1:02.081	19.839	23.087	19.155	94.651	84.095
6	14:02:58.511	1:12.539	21.599	25.761	25.179	86.927	26.725
7	14:04:57.987	1:59.476	1:14.174	25.227	20.075	75.148	84.839
8	14:06:00.632	1:02.645	19.742	24.104	18.799	94.385	83.675
9	14:07:02.323	1:01.691	20.189	23.027	18.475	95.868	85.270
10	14:08:21.487	1:19.164	21.093	26.191	31.880	61.007	36.472
(12) James McELENY							
1	13:56:58.853			39.416	26.594	43.128	80.272
2	13:58:00.637	1:01.784	20.426	23.154	18.204	100.161	86.479
3	13:59:02.741	1:02.104	19.957	23.356	18.791	99.125	84.839
4	14:00:05.100	1:02.359	20.213	23.174	18.972	95.868	81.343
5	14:01:07.955	1:02.855	20.303	23.757	18.795	94.385	82.543

Lap	Time of Day	Lap Tm	S1	S2	S3	S3Spd	SFSpd
6	14:02:29.325	1:21.370	23.400	29.631	28.339	59.864	30.053
7	14:04:31.846	2:02.521	1:12.089	29.952	20.480	77.761	85.054
8	14:05:35.941	1:04.095	20.393	25.049	18.653	94.120	84.625
9	14:06:41.637	1:05.696	22.443	24.282	18.971	95.323	82.139
10	14:07:44.747	1:03.110	20.104	24.080	18.926	93.988	82.645
11	14:09:08.537	1:23.790	23.568	30.035	30.187	67.445	24.938
12	14:11:01.127	1:52.590	1:05.079	25.944	21.567	75.914	86.590
(38) Chris HISLOP							
1	13:56:30.975			33.727	23.813	52.633	80.561
2	13:57:34.189	1:03.214	20.259	23.986	18.969	92.054	82.442
3	13:58:37.122	1:02.933	20.263	23.776	18.894	92.690	83.054
4	13:59:40.228	1:03.106	20.239	23.765	19.102	92.308	82.645
5	14:00:44.023	1:03.795	19.976	23.679	20.140	92.181	65.856
6	14:01:57.824	1:13.801	24.671	27.931	21.199	70.123	72.864
7	14:03:13.894	1:16.070	26.919	29.114	20.037	84.095	83.054
8	14:04:16.415	1:02.521	20.076	23.677	18.768	92.562	83.157
9	14:05:18.413	1:01.998	19.833	23.361	18.804	92.947	83.467
10	14:06:25.916	1:07.503	19.858	27.006	20.639	69.831	83.571
11	14:07:29.971	1:02.055	19.948	23.313	18.794	92.690	83.571
12	14:08:35.703	1:07.732	22.099	25.531	20.102	87.494	82.849
13	14:09:37.638	1:01.935	19.770	23.404	18.761	92.435	82.951
14	14:10:40.056	1:02.418	19.883	23.424	19.111	92.818	82.341
(88) Martin BROWN							
1	13:57:05.175			34.647	25.510	51.423	79.606
2	13:58:25.815	1:20.640	29.800	30.343	20.497	86.368	82.240
3	13:59:43.388	1:17.573	24.647	28.662	24.264	65.986	38.457
4	14:01:29.940	1:46.552	1:02.034	25.016	19.502	88.532	83.780
5	14:02:32.286	1:02.346			18.762	95.731	84.625
6	14:03:44.871	1:12.585		30.526	21.178	66.051	83.675
7	14:04:46.807	1:01.936	19.978	23.440	18.518	95.595	84.306
8	14:06:02.105	1:15.298	21.205	31.284	22.809	57.802	81.739
9	14:07:05.176	1:03.071	20.037	23.377	19.657	95.188	73.342
10	14:08:23.212	1:18.036	23.812	32.110	22.114	61.230	82.849
11	14:09:25.221	1:02.009	19.994	23.442	18.573	95.188	83.054
12	14:10:44.945	1:19.724	22.314	31.561	25.849	56.063	56.393
(94) Jonathan SCRIMGEOUR							
1	13:56:48.516			35.643	26.293	49.271	79.417
2	13:57:58.544	1:10.028	22.543	27.609	19.876	95.053	82.645
3	13:59:00.747	1:02.203	20.345	23.280	18.578	98.688	85.487
4	14:00:02.727	1:01.980	19.864	23.583	18.533	98.543	85.162
5	14:01:05.288	1:02.561	20.003	23.853	18.705	96.976	85.815
6	14:02:18.629	1:13.341	22.358	26.838	24.145	83.363	47.027
7	14:04:00.593	1:41.964	52.960	30.158	18.846	90.564	85.815
8	14:05:03.177	1:02.584	19.850	23.920	18.814	97.540	85.054
9	14:06:06.408	1:03.231	20.266	23.807	19.158	98.111	85.054
10	14:07:08.93						



Super Lap Scotland - Round 7

Super Lap Scotland

Knockhill 1.267 miles

Qualifying - Group 1

17/09/2017 13:45

Practice (15:00 Time) started at 13:55:01

Lap	Time of Day	Lap Tm	S1	S2	S3	S3Spd	SFSpd	Lap	Time of Day	Lap Tm	S1	S2	S3	S3Spd	SFSpd
-----	-------------	--------	----	----	----	-------	-------	-----	-------------	--------	----	----	----	-------	-------

(65) Kevin STRACHAN

1	13:57:07.309			34.031	24.740	51.384	81.244
2	13:58:37.456	1:30.147	29.271	33.138	27.738	60.186	50.193
3	13:59:49.023	1:11.567	26.220	25.274	20.073	91.802	83.571
4	14:00:57.850	1:08.827	21.647	27.651	19.529	90.564	82.645
5	14:02:01.993	1:04.143	21.094	24.048	19.001	94.385	83.780
6	14:03:20.812	1:18.819	21.318	31.075	26.426	56.919	55.830
7	14:04:34.652	1:13.840	26.464	27.850	19.526	88.532	83.260
8	14:05:38.141	1:03.489	21.228	23.514	18.747	95.595	84.625
9	14:07:06.082	1:27.941	25.790	34.275	27.876	56.016	27.016

(160) Ray McGINLAY

1	13:56:41.883			35.893	23.963	58.866	80.465
2	13:58:11.596	1:29.713	42.230	27.197	20.286	88.884	81.244
3	13:59:16.870	1:05.274	21.562	24.309	19.403	93.205	81.938
4	14:00:22.495	1:05.625	21.731	24.499	19.395	93.465	82.240
5	14:01:26.922	1:04.427	21.286	23.922	19.219	94.518	82.039
6	14:02:30.936	1:04.014	21.164	23.903	18.947	93.857	82.442
7	14:03:34.635	1:03.699	20.856	23.635	19.208	93.465	82.951
8	14:04:38.342	1:03.707	20.776	23.843	19.088	94.252	82.645
9	14:05:42.544	1:04.202	20.919	24.045	19.238	94.518	82.747
10	14:06:46.567	1:04.023	20.955	23.919	19.149	93.465	82.849
11	14:07:50.587	1:04.020	20.684	23.935	19.401	94.252	81.938
12	14:08:54.538	1:03.951	20.768	23.924	19.259	94.252	81.739
13	14:09:58.529	1:03.991	20.879	23.934	19.178	93.465	82.442

(49) Robert JOBSON

1	13:56:45.150			36.261	28.010	60.676	34.274
2	14:05:16.315	8:31.165	7:46.308	25.460	19.397	92.308	82.139
3	14:06:20.156	1:03.841	20.910	24.064	18.867	92.308	82.341
4	14:07:25.784	1:05.628	20.737	24.105	20.786	92.947	38.043

(56) Ian BIAGI

1	13:57:00.980			39.164	27.595	44.354	68.407
2	13:58:52.149	1:51.169	30.903	48.579	31.687	46.409	33.337
3	14:01:00.117	2:07.968	1:21.288	25.984	20.696	83.885	76.958
4	14:02:08.102	1:07.985	22.599	25.458	19.928	82.039	76.345
5	14:03:15.734	1:07.632	22.030	25.719	19.883	82.139	77.671
6	14:04:23.755	1:08.021	22.448	25.214	20.359	84.095	77.135
7	14:05:32.889	1:09.134	22.769	26.100	20.265	80.950	77.491
8	14:06:54.655	1:21.766	25.363	28.750	27.653	60.621	29.394
9	14:10:00.140	3:05.485	2:16.644	27.040	21.801	68.828	76.172

(132) Suzanne BUIST

1	13:57:02.473			37.429	27.505	50.118	70.714
2	13:58:25.176	1:22.703	29.633	29.308	23.762	70.640	72.706
3	13:59:42.045	1:16.869	24.199	29.049	23.621	71.013	59.757
4	14:01:03.194	1:21.149	25.437	31.955	23.757	63.309	78.950
5	14:02:13.444	1:10.250	23.617	26.536	20.097	89.120	81.739
6	14:03:22.970	1:09.526	22.940	26.430	20.156	91.055	79.606
7	14:04:46.531	1:23.561	26.910	30.686	25.965	72.081	55.830
8	14:06:08.078	1:21.547	28.981	29.759	22.807	77.402	64.279
9	14:07:26.360	1:18.282	25.649	30.688	21.945	59.074	82.442
10	14:08:35.424	1:09.064	22.514	26.379	20.171	89.596	80.368
11	14:09:47.571	1:12.147	24.371	26.479	21.297	90.077	73.907
12	14:11:04.292	1:16.721	24.983	29.633	22.105	76.172	79.985

Clerk of the Course:

Sig : Time :
Chief Timekeeper : Ian Sharp (SMART Timing)

Resulat available at www.speedhive.com and www.smart-timing.co.uk

Printed: 17/09/2017 15:03:40

Orbits





Bulletin No. _____

Super Lap Scotland - Round 7

Sorted on best lap time

Super Lap Scotland

Knockhill 1.267 miles

Qualifying - Group 2 - AMENDED RESULT

17/09/2017 14:05

Practice started at 14:12:57

Pos	No.	Name	Make/Model	Class Code	Laps	Best Tm	Diff	Best Speed	2nd Best
1	34	Blair McCONACHIE	Caterham Superlight R	SLS-C	14	55.189		82.640	56.425
2	131	Keith COWIE	Seat Leon Supercopa	SLS-C	10	56.057	0.868	81.361	56.317
3	5	Paul TOMLINSON	Subaru Impreza	SLS-C	10	58.013	2.824	78.618	58.167
4	28	Craig MENZIES	Lotus Exige	SLS-C	14	58.016	2.827	78.613	58.424
5	77	Ian BONTHRONE	BMW E46 M3	SLS-D	13	58.063	2.874	78.550	58.301
6	78	David RYBOWSKI	Subaru Impreza WRX	SLS-D	4	58.981	3.792	77.327	1:13.729
7	9	Steven ARKLEY	Westfield Megabusa	SLS-C	13	59.466	4.277	76.697	59.548
8	6	Michael FOSTER	Renault Clio 172	SLS-E	4	1:00.909	5.720	74.880	1:01.023
9	21	Marc IRVINE	Ford Focus ST	SLS-D	13	1:01.111	5.922	74.632	1:01.262
10	42	Alex MILNE	Audi TTRS Plus	SLS-D	13	1:01.445	6.256	74.226	1:01.657
11	73	Robert DAVEY	Lotus Elise S220 Cup	SLS-D	14	1:03.020	7.831	72.371	1:03.192
12	3	Jean-Luc CARTWRIGHT	Lexus IS-F	SLS-D	12	1:03.613	8.424	71.697	1:04.125

Announcements

15:10 AMENDED RESULT - Car No.5 - Re-classified as Class C.

Clerk of the Course:

Sig : Time :
 Chief Timekeeper : Ian Sharp (SMART Timing)

Resultat available at www.speedhive.com and www.smart-timing.co.uk

Printed: 17/09/2017 16:18:26



Super Lap Scotland - Round 7

Super Lap Scotland

Knockhill 1.267 miles

Qualifying - Group 2

17/09/2017 14:05

Practice started at 14:12:57

Lap	Time of Day	Lap Tm	S1	S2	S3	S3Spd	SFSpd
(34) Blair McCONACHIE							
1	14:14:33.340			31.575	22.623	61.285	95.053
2	14:15:31.364	58.024	18.811	21.517	17.696	108.764	96.281
3	14:16:28.202	56.838	18.245	21.140	17.453	111.105	96.419
4	14:17:23.391	55.189	18.028	20.751	16.410	110.922	98.979
5	14:18:25.960	1:02.569	22.417	22.062	18.090	109.653	96.419
6	14:19:35.934	1:09.974	24.265	27.893	17.816	103.402	96.281
7	14:24:53.029	3:42.226		28.940	20.335	78.032	91.677
8	14:25:50.073	57.044		21.396	16.912	110.739	96.836
9	14:26:48.901	58.828	18.107	22.532	18.189	93.076	95.595
10	14:27:46.357	57.456	19.249	21.270	16.937	108.941	96.558
11	14:28:42.782	56.425	18.554	21.123	16.748	109.296	97.257
12	14:29:39.543	56.761	18.088	21.365	17.308	110.556	96.281
13	14:30:39.249	59.706	18.459	22.496	18.751	103.561	96.005
14	14:31:36.697	57.448	18.224	22.154	17.070	110.556	91.802

Lap	Time of Day	Lap Tm	S1	S2	S3	S3Spd	SFSpd
(131) Keith COWIE							
1	14:14:54.127			36.881	24.376	47.594	83.157
2	14:16:10.499	1:16.372	25.694	32.137	18.541	82.139	107.544
3	14:17:07.146	56.647	18.830	21.415	16.402	118.985	108.064
4	14:18:03.463	56.317	18.333	21.327	16.657	118.775	106.520
5	14:19:00.489	57.026	18.233	22.065	16.728	111.290	106.689
6	14:25:22.241	5:02.961		24.530	18.698	105.681	104.692
7	14:26:18.298	56.057		21.304	16.420	115.903	107.201
8	14:27:19.488	1:01.190	19.435	23.945	17.810	107.372	107.030
9	14:28:15.951	56.463	18.384	21.453	16.626	116.304	104.529
10	14:29:26.080	1:10.129	23.134	25.068	21.927	97.257	36.274

Lap	Time of Day	Lap Tm	S1	S2	S3	S3Spd	SFSpd
(5) Paul TOMLINSON							
1	14:14:35.705			31.515	23.282	56.631	94.785
2	14:15:34.369	58.664	19.005	22.240	17.419	106.015	95.459
3	14:16:32.536	58.167	18.936	22.011	17.220	107.890	95.188
4	14:17:45.505	1:12.969	20.556	28.166	24.247	76.259	38.545
5	14:24:40.455	4:25.224		24.508	18.547	96.558	94.919
6	14:25:38.468	58.013		21.952	17.130	106.859	95.459
7	14:26:36.644	58.176	18.816	22.017	17.343	107.372	94.919
8	14:27:35.245	58.601	18.882	22.323	17.396	106.015	94.919
9	14:28:52.504	1:17.259	23.068	29.232	24.959	69.254	36.731
10	14:32:04.174	3:11.670	2:28.332	25.379	17.959	103.084	85.596

Lap	Time of Day	Lap Tm	S1	S2	S3	S3Spd	SFSpd
(28) Craig MENZIES							
1	14:14:18.270			28.521	20.790	71.164	98.398
2	14:15:17.313	59.043	19.335	22.363	17.345	109.832	97.257
3	14:16:15.794	58.481	18.927	22.345	17.209	110.374	97.117
4	14:17:14.318	58.524	19.208	21.996	17.320	110.739	97.540
5	14:18:27.324	1:13.006	22.422	32.156	18.428	82.747	96.836
6	14:19:39.330	1:12.006	24.901	27.571	19.534	78.672	97.540
7	14:24:53.835	3:37.527		29.379	19.687	78.123	99.125
8	14:25:52.259	58.424		22.102	17.016	110.374	97.399
9	14:26:50.275	58.016	18.899	21.890	17.227	111.105	96.558
10	14:28:18.246	1:27.971	21.765	35.640	30.566	52.062	69.398
11	14:29:27.534	1:09.288	25.085	25.406	18.797	95.731	97.824
12	14:30:26.183	58.649	19.429	22.148	17.072	110.374	96.976
13	14:31:25.330	59.147	19.264	22.428	17.455	110.012	95.868
14	14:32:33.371	1:08.041	21.259	23.972	22.810	87.952	97.682

Lap	Time of Day	Lap Tm	S1	S2	S3	S3Spd	SFSpd
(77) Ian BONTHRONE							
1	14:14:37.790			30.567	23.703	52.633	94.252
2	14:15:36.113	58.323	18.954	21.647	17.722	106.520	94.651
3	14:16:34.176	58.063	18.619	21.660	17.784	107.030	94.919
4	14:17:35.188	1:01.012	18.550	22.658	19.804	81.739	94.252
5	14:18:34.764	59.576	19.031	22.657	17.888	105.349	94.120
6	14:19:38.016	1:03.252	20.404	24.827	18.021	106.015	94.120
7	14:24:55.075	3:41.909		25.933	19.543	81.839	94.785
8	14:25:53.649	58.574		22.027	17.801	106.015	94.252
9	14:26:52.159	58.510	18.597	22.019	17.894	106.689	94.252
10	14:27:52.700	1:00.541	19.477	22.974	18.090	105.681	94.385
11	14:28:51.442	58.742	18.946	21.871	17.925	105.848	94.651
12	14:29:49.743	58.301	18.680	22.007	17.614	106.015	95.053
13	14:30:59.994	1:10.251	20.910	25.224	24.117	77.402	38.568

Lap	Time of Day	Lap Tm	S1	S2	S3	S3Spd	SFSpd
(78) David RYBOWSKI							
1	14:14:43.640			31.714	25.867	65.535	63.190

Lap	Time of Day	Lap Tm	S1	S2	S3	S3Spd	SFSpd
(9) Steven ARKLEY							
1	14:14:08.371					18.883	97.117
2	14:15:09.132	1:00.761				17.043	104.856
3	14:16:13.244	1:04.112				17.850	102.142
4	14:17:12.810	59.566				16.977	106.015
5	14:18:12.276	59.466				17.079	105.848
6	14:19:32.362	1:20.086				27.518	70.565
7	14:24:47.848	5:15.486				18.676	86.146
8	14:25:47.791	59.943	19.942	23.193	16.808	106.183	97.540
9	14:26:47.339	59.548				17.298	106.015
10	14:28:01.712	1:14.373				19.172	88.299
11	14:29:02.171	1:00.459				17.044	105.184
12	14:30:27.960	1:25.789				30.269	51.227
13	14:32:31.384	2:03.424				18.387	98.254

Lap	Time of Day	Lap Tm	S1	S2	S3	S3Spd	SFSpd
(6) Michael FOSTER							
1	14:14:43.726					30.661	19.489
2	14:15:47.419	1:03.693	20.729			24.707	18.257
3	14:16:48.442	1:01.023	19.719	23.061	18.243	94.785	85.925
4	14:17:49.351	1:00.909	19.750	22.861	18.298	95.188	85.815

Lap	Time of Day	Lap Tm	S1	S2	S3	S3Spd	SFSpd
(21) Marc IRVINE							
1	14:14:47.735					34.888	23.654
2	14:16:01.157					29.234	22.142
3	14:17:02.268	1:01.111	19.434			23.393	18.284
4	14:18:03.904	1:01.636	19.560	23.411	18.665	100.310	88.532
5	14:19:20.868	1:16.964	21.602	29.858	25.504	74.897	32.263
6	14:24:57.613	5:36.745	4:46.319	29.363	21.063	74.399	89.836
7	14:25:59.036	1:01.423	19.594	23.365	18.464	100.611	89.477
8	14:27:03.928	1:04.892	19.466	24.844	20.582	86.146	89.239
9	14:28:05.577	1:01.649	19.544	23.555	18.550	100.161	89.002
10	14:29:20.042	1:14.465	22.779	30.318	21.368	63.190	90.198
11	14:30:21.899	1:01.857	19.420	23.670	18.767	100.611	89.120
12	14:31:23.161	1:01.262	19.513	23.362	18.387	100.611	88.068
13	14:32:47.441	1:24.280	23.727	35.107	25.446	61.230	25.830

Lap	Time of Day	Lap Tm	S1	S2	S3	S3Spd	SFSpd
(42) Alex MILNE							
1	14:14:09.819					26.081	19.501
2	14:15:12.300	1:02.481	20.658	24.243	17.580	108.941	98.111
3	14:16:12.237	1:08.937	20.890	27.035	21.012	76.172	97.257
4	14:17:23.161	1:01.924	20.266	23.918	17.740	109.296	97.967
5	14:18:30.162	1:07.001	23.405	25.223	18.373	107.372	93.595
6	14:19:45.989	1:15.827	23.782	30.065	21.980	87.040	72.706
7	14:25:10.207	3:48.100					



Super Lap Scotland - Round 7

Super Lap Scotland

Knockhill 1.267 miles

Qualifying - Group 2

17/09/2017 14:05

Practice started at 14:12:57

Lap	Time of Day	Lap Tm	S1	S2	S3	S3Spd	SFSpd	Lap	Time of Day	Lap Tm	S1	S2	S3	S3Spd	SFSpd
3	14:16:53.189	1:03.613	20.717	24.430	18.466	105.848	94.385								
4	14:18:08.580	1:15.391	21.424	30.739	23.228	47.968	94.785								
5	14:19:19.729	1:11.149	21.328	28.778	21.043	65.856	92.435								
6	14:25:01.335	4:12.794		27.172	19.570	102.142	94.518								
7	14:26:05.460	1:04.125		24.391	18.770	105.184	94.518								
8	14:27:09.768	1:04.308	20.963	24.371	18.974	105.848	94.252								
9	14:28:13.904	1:04.136	20.783	24.709	18.644	105.848	94.785								
10	14:29:31.142	1:17.238	26.854	29.753	20.631	70.417	95.053								
11	14:30:35.330	1:04.188	20.794	24.354	19.040	105.020	94.252								
12	14:31:40.289	1:04.959	20.658	25.434	18.867	105.184	94.252								

Clerk of the Course:

Orbits

Sig : Time :
 Chief Timekeeper : Ian Sharp (SMART Timing)
 Resultat available at www.speedhive.com and www.smart-timing.co.uk





Bulletin No. _____

Super Lap Scotland - Round 7

Sorted on best lap time

Super Lap Scotland

Knockhill 1.267 miles

Qualifying - Group 3

17/09/2017 14:25

Practice (15:00 Time) started at 14:36:10

Pos	No.	Name	Make/Model	Class Code	Laps	Best Tm	Diff	Best Speed	2nd Best
1	51	Colin DORWARD	Mitsubishi Evo 5	SLS-P	12	52.882		86.246	53.151
2	7	David LONG	Caterham R400	SLS-P	9	53.278	0.396	85.605	54.354
3	32	John STEVENSON	Subaru Impreza	SLS-A	5	53.456	0.574	85.320	1:04.428
4	55	Adam KINDNESS	Subaru Impreza STi Type R	SLS-B	3	54.298	1.416	83.996	1:11.440
5	99	Andy FORREST	Westfield	SLS-B	10	54.914	2.032	83.054	55.176
6	46	George RIGBY	Subaru Impreza Spec-C	SLS-B	14	54.977	2.095	82.959	55.269
7	14	Russ PATON	Mitsubishi Evo 6	SLS-P	14	55.339	2.457	82.416	55.714
8	25	Alastair MOWAT	VW Golf	SLS-A	13	55.521	2.639	82.146	55.892
9	44	Steven JEFFERIES	Mitsubishi Evo VI	SLS-A	11	56.039	3.157	81.387	56.652
10	20	Hamish GORDON	Ultima GTR	SLS-B	15	56.139	3.257	81.242	56.246
11	85	Lowell FORSYTH	Lotus Exige	SLS-A	12	57.207	4.325	79.725	57.485
12	17	Mark GERAGHTY	BMW E46 M3	SLS-D	5	57.878	4.996	78.801	1:04.317
13	60	Andy CLOTWORTHY	Subaru Impreza	SLS-B	6	57.912	5.030	78.755	59.304
14	10	Jack REID	Mevabusa	SLS-P	13	58.080	5.198	78.527	58.332

Clerk of the Course:

Sig : Time :
 Chief Timekeeper : Ian Sharp (SMART Timing)

Resultat available at www.speedhive.com and www.smart-timing.co.uk

Printed: 17/09/2017 15:05:06



Super Lap Scotland - Round 7

Super Lap Scotland

Knockhill 1.267 miles

Qualifying - Group 3

17/09/2017 14:25

Practice (15:00 Time) started at 14:36:10

Lap	Time of Day	Lap Tm	S1	S2	S3	S3Spd	SFSpd
(51) Colin DORWARD							
1	14:38:08.477			41.015	29.265	53.686	74.981
2	14:39:11.269	1:02.792	21.585	25.250	15.957	117.733	117.526
3	14:40:04.963	53.694	17.519	20.463	15.712	128.068	117.321
4	14:41:05.995	1:01.032	17.827	21.120	22.085	120.049	39.638
5	14:44:20.117	3:14.122	2:33.253	24.059	16.810	111.290	120.915
6	14:45:12.999	52.882	17.118	20.081	15.683	132.362	118.147
7	14:46:26.698	1:13.699	20.437	30.209	23.053	71.850	74.316
8	14:47:32.245	1:05.547	22.276	25.308	17.963	92.818	120.265
9	14:48:25.396	53.151	17.403	20.140	15.608	132.886	119.409
10	14:49:42.650	1:17.254	20.700	31.135	25.419	58.152	67.854
11	14:50:48.623	1:05.973	26.797	23.491	15.685	131.842	120.265
12	14:51:55.016	1:06.393	17.004	25.391	23.998	68.407	38.260

Lap	Time of Day	Lap Tm	S1	S2	S3	S3Spd	SFSpd
(7) David LONG							
1	14:37:40.497			32.371	24.958	53.345	112.597
2	14:38:35.279	54.782	18.366	20.721	15.695	122.014	112.220
3	14:39:29.633	54.354	17.864	20.381	16.109	122.683	112.033
4	14:40:22.911	53.278	17.643	20.278	15.357	121.352	113.549
5	14:41:31.290	1:08.379	18.869	28.002	21.508	67.445	114.323
6	14:42:26.896	55.606	17.894	20.906	16.806	120.049	107.717
7	14:43:41.239	1:14.343	21.580	30.852	21.911	64.095	114.323
8	14:44:36.130	54.891	18.278	20.649	15.964	121.792	112.220
9	14:45:52.479	1:16.349	20.493	30.137	25.719	89.358	30.379

Lap	Time of Day	Lap Tm	S1	S2	S3	S3Spd	SFSpd
(32) John STEVENSON							
1	14:38:09.512			41.893	27.493	48.175	79.043
2	14:39:36.520	1:27.008	24.866	28.813	33.329	83.571	84.732
3	14:40:40.948	1:04.428	22.295	25.331	16.802	95.868	122.236
4	14:41:34.404	53.456	17.522	20.475	15.459	131.070	123.587
5	14:42:42.997	1:08.593	19.973	22.699	25.921	92.435	28.161

Lap	Time of Day	Lap Tm	S1	S2	S3	S3Spd	SFSpd
(55) Adam KINDNESS							
1	14:37:36.111			33.115	22.149	71.315	107.372
2	14:38:30.409	54.298	17.570	20.866	15.862	116.506	109.474
3	14:39:41.849	1:11.440	20.260	26.569	24.611	76.259	37.035

Lap	Time of Day	Lap Tm	S1	S2	S3	S3Spd	SFSpd
(99) Andy FORREST							
1	14:38:12.188			43.421	27.418	42.581	102.926
2	14:39:22.887	1:10.699	23.382	28.357	18.960	79.606	102.454
3	14:40:18.783	55.896	18.271	21.395	16.230	113.357	102.768
4	14:41:14.346	55.563	17.944	21.310	16.309	113.549	102.142
5	14:42:42.020	1:27.674	23.733	35.188	28.753	58.405	29.254
6	14:47:49.507	5:07.487	4:11.182	34.364	21.941	47.628	102.298
7	14:48:45.116	55.609	17.861	21.380	16.368	114.518	104.204
8	14:49:55.104	1:09.988	18.641	31.284	20.063	72.549	102.298
9	14:50:50.280	55.176	18.087	21.020	16.069	116.304	103.242
10	14:51:45.194	54.914	17.728	21.017	16.169	112.408	102.768

Lap	Time of Day	Lap Tm	S1	S2	S3	S3Spd	SFSpd
(46) George RIGBY							
1	14:38:00.616			41.717	25.768	42.853	103.882
2	14:38:59.169	58.553	17.985	21.090	19.478	114.129	86.368
3	14:40:06.452	1:07.283	20.805	28.441	18.037	64.156	106.183
4	14:41:04.075	57.623	17.640	20.765	19.218	116.709	94.785
5	14:42:22.299	1:18.224	23.323	34.912	19.989	56.204	105.848
6	14:43:20.930	58.631	18.117	21.341	19.173	115.703	65.280
7	14:44:40.684	1:19.754	27.438	30.677	21.639	60.403	106.689
8	14:45:35.661	54.977	17.759	20.960	16.258	116.103	105.020
9	14:46:31.633	55.972	18.075	21.338	16.559	111.290	105.848
10	14:47:27.810	56.177	18.459	21.120	16.598	115.305	99.272
11	14:48:33.502	1:05.692	21.690	25.750	18.252	95.188	106.689
12	14:49:28.771	55.269	17.764	21.175	16.330	113.549	106.689
13	14:50:45.183	1:16.412	21.713	33.508	21.191	63.190	107.201
14	14:51:40.482	55.299	17.740	21.025	16.534	116.304	104.692

Lap	Time of Day	Lap Tm	S1	S2	S3	S3Spd	SFSpd
(14) Russ PATON							
1	14:37:52.273			35.792	24.793	53.558	88.068
2	14:39:02.704	1:10.431	22.790	27.697	19.944	87.266	114.714
3	14:40:02.908	1:00.204	19.851	22.983	17.370	112.786	116.912
4	14:41:00.586	57.678	18.513	21.684	17.481	127.581	117.940
5	14:42:08.879	1:08.293	20.243	28.779	19.271	75.657	114.129
6	14:43:06.263	57.384	19.072	21.798	16.514	126.380	120.697
7	14:44:01.602	55.339	18.191	21.272	15.876	125.670	120.480

Lap	Time of Day	Lap Tm	S1	S2	S3	S3Spd	SFSpd
(25) Alastair MOWAT							
8	14:44:58.451	56.849	18.684	21.327	16.838	130.053	111.660
9	14:46:13.623	1:15.172	21.369	34.070	19.733	58.304	114.910
10	14:47:09.865	56.242	18.346	21.632	16.264	127.824	118.565
11	14:48:05.863	55.998	17.911	21.651	16.436	128.068	120.049
12	14:49:01.577	55.714	18.010	21.754	15.950	122.459	120.697
13	14:50:15.058	1:13.481	19.666	32.476	21.339	60.294	120.915
14	14:51:11.799	56.741	18.542	21.281	16.918	130.053	113.935

Lap	Time of Day	Lap Tm	S1	S2	S3	S3Spd	SFSpd
(44) Steven JEFFERIES							
1	14:38:02.119			41.671	26.439	42.689	91.552
2	14:39:05.706	1:03.587	19.900	24.739	18.948	93.465	80.081
3	14:40:13.830	1:08.124	21.219	25.105	21.800	86.927	104.692
4	14:41:09.351	55.521	17.851	21.105	16.565	111.474	104.366
5	14:42:05.243	55.892	18.062	21.059	16.771	110.922	100.161
6	14:43:18.274	1:13.031	22.075	29.046	21.910	80.950	65.216
7	14:44:23.910	1:05.636	23.734	23.547	18.355	92.562	101.218
8	14:45:19.862	55.952	18.035	21.117	16.800	110.556	101.524
9	14:46:16.104	56.242	18.124	21.198	16.920	109.474	99.863
10	14:47:25.590	1:09.486	19.904	26.722	22.860	73.826	59.178
11	14:48:49.803	1:24.213	27.626	25.521	31.066	61.454	100.310
12	14:49:45.844	56.041	18.020	21.221	16.800	110.012	100.611
13	14:51:02.104	1:16.260	20.778	28.852	26.630	63.609	35.563

Lap	Time of Day	Lap Tm	S1	S2	S3	S3Spd	SFSpd
(20) Hamish GORDON							
1	14:38:17.545			44.319	29.910	63.730	71.013
2	14:39:24.803	1:07.258	22.887	23.955	20.416	76.782	100.611
3	14:40:22.825	58.022	18.627	22.079	17.316	116.506	93.076
4	14:41:24.020	1:01.195	20.616	22.689	17.890	103.721	99.863
5	14:42:30.302	1:06.282	20.158	23.499	22.625	95.323	39.709
6	14:46:46.208	4:15.906	3:37.551	21.938	16.417	118.775	110.556
7	14:47:42.247	56.039	18.135	21.496	16.408	122.908	108.064
8	14:48:38.920	56.673	18.641	21.680	16.352	122.236	108.413
9	14:49:35.572	56.652	18.566	21.301	16.785	120.049	105.184
10	14:50:33.107	57.535	18.428	22.099	17.008		



Super Lap Scotland - Round 7

Super Lap Scotland

Knockhill 1.267 miles

Qualifying - Group 3

17/09/2017 14:25

Practice (15:00 Time) started at 14:36:10

Lap	Time of Day	Lap Tm	S1	S2	S3	S3Spd	SFSpd	Lap	Time of Day	Lap Tm	S1	S2	S3	S3Spd	SFSpd
(60) Andy CLOTWORTHY															
1	14:37:50.071			36.317	23.900	56.919	101.066								
2	14:38:53.027	1:02.956	21.346	24.339	17.271	112.976	104.856								
3	14:39:52.331	59.304	19.534	22.938	16.832	117.116	105.681								
4	14:40:55.306	1:02.975	21.747	24.184	17.044	114.518	106.520								
5	14:41:53.218	57.912	19.002	22.027	16.883	119.621	104.204								
6	14:43:19.916	1:26.698	23.422	35.614	27.662	61.174	28.851								
(10) Jack REID															
1	14:37:42.329				25.411	53.902	99.125								
2	14:38:42.131	59.802			17.000	104.856	98.543								
3	14:39:42.203	1:00.072			17.700	105.020	98.111								
4	14:40:42.683	1:00.480			17.993	105.020	100.161								
5	14:41:41.015	58.332			16.862	106.520	99.125								
6	14:43:02.249	1:21.234			26.174	105.349	19.990								
7	14:45:04.411	2:02.162			17.646	105.349	93.726								
8	14:46:03.330	58.919			17.141	105.020	96.697								
9	14:47:01.410	58.080			16.732	105.848	97.682								
10	14:48:14.612	1:13.202			21.830	90.932	77.313								
11	14:49:26.714	1:12.102			19.307	88.183	97.682								
12	14:50:25.369	58.655			16.844	105.184	97.117								
13	14:51:24.097	58.728			16.864	104.856	96.976								

Clerk of the Course:

Sig : Time :
Chief Timekeeper : Ian Sharp (SMART Timing)

Resultat available at www.speedhive.com and www.smart-timing.co.uk

Printed: 17/09/2017 15:05:31

Orbits





Super Lap Scotland - Round 7

Sorted on best lap time

Super Lap Scotland

Knockhill 1.267 miles

Qualifying - Overall

17/09/2017 13:45

Practice started at 13:55:01

Pos	No.	Name	Make/Model	Class Code	Laps	Best Tm	Diff	Best Speed	2nd Best
1	51	Colin DORWARD	Mitsubishi Evo 5	SLS-P	12	52.882		86.246	53.151
2	7	David LONG	Caterham R400	SLS-P	9	53.278	0.396	85.605	54.354
3	32	John STEVENSON	Subaru Impreza	SLS-A	5	53.456	0.574	85.320	1:04.428
4	55	Adam KINDNESS	Subaru Impreza STi Type R	SLS-B	3	54.298	1.416	83.996	1:11.440
5	99	Andy FORREST	Westfield	SLS-B	10	54.914	2.032	83.054	55.176
6	46	George RIGBY	Subaru Impreza Spec-C	SLS-B	14	54.977	2.095	82.959	55.269
7	34	Blair McCONACHIE	Caterham Superlight R	SLS-C	16	55.189	2.307	82.640	56.425
8	14	Russ PATON	Mitsubishi Evo 6	SLS-P	14	55.339	2.457	82.416	55.714
9	25	Alastair MOWAT	VW Golf	SLS-A	13	55.521	2.639	82.146	55.892
10	44	Steven JEFFERIES	Mitsubishi Evo VI	SLS-A	11	56.039	3.157	81.387	56.652
11	131	Keith COWIE	Seat Leon Supercopa	SLS-C	11	56.057	3.175	81.361	56.317
12	20	Hamish GORDON	Ultima GTR	SLS-B	15	56.139	3.257	81.242	56.246
13	85	Lowell FORSYTH	Lotus Exige	SLS-A	12	57.207	4.325	79.725	57.485
14	17	Mark GERAGHTY	BMW E46 M3	SLS-D	5	57.878	4.996	78.801	1:04.317
15	60	Andy CLOTWORTHY	Subaru Impreza	SLS-B	6	57.912	5.030	78.755	59.304
16	5	Paul TOMLINSON	Subaru Impreza	SLS-C	12	58.013	5.131	78.618	58.167
17	28	Craig MENZIES	Lotus Exige	SLS-C	16	58.016	5.134	78.613	58.424
18	77	Ian BONTHRONE	BMW E46 M3	SLS-D	14	58.063	5.181	78.550	58.301
19	10	Jack REID	Mevabusa	SLS-P	13	58.080	5.198	78.527	58.332
20	78	David RYBOWSKI	Subaru Impreza WRX	SLS-D	5	58.981	6.099	77.327	1:13.729
21	9	Steven ARKLEY	Westfield Megabusa	SLS-C	14	59.466	6.584	76.697	59.548
22	83	Fraser JAMIESON	Renault Clio 172 Ph1	SLS-E	10	1:00.284	7.402	75.656	1:00.496
23	54	Steven McNAB	Renault Clio	SLS-E	15	1:00.613	7.731	75.245	1:00.968
24	6	Michael FOSTER	Renault Clio 172	SLS-E	4	1:00.909	8.027	74.880	1:01.023
25	21	Marc IRVINE	Ford Focus ST	SLS-D	13	1:01.111	8.229	74.632	1:01.262
26	67	Marshall WISHART	Mazda RX8	SLS-F	13	1:01.207	8.325	74.515	1:01.293
27	15	Craig WALLACE	Renault Sport Megane	SLS-E	11	1:01.356	8.474	74.334	1:01.524
28	42	Alex MILNE	Audi TTRS Plus	SLS-D	14	1:01.445	8.563	74.226	1:01.657
29	103	Stuart ROBERTSON	Renault Clio	SLS-E	10	1:01.488	8.606	74.174	1:01.691
30	12	James McELENY	Subaru Impreza	SLS-E	13	1:01.784	8.902	73.819	1:02.104
31	38	Chris HISLOP	Renault Clio 197	SLS-F	15	1:01.935	9.053	73.639	1:01.998
32	88	Martin BROWN	Subaru Impreza WRX	SLS-F	13	1:01.936	9.054	73.638	1:02.009
33	94	Jonathan SCRIMGEOUR	Vauxhall Astra VXR	SLS-E	13	1:01.980	9.098	73.586	1:02.203
34	41	Neil METHVEN	Renault Clio 182	SLS-F	10	1:02.177	9.295	73.353	1:02.480
35	73	Robert DAVEY	Lotus Elise S220 Cup	SLS-D	16	1:03.020	10.138	72.371	1:03.192
36	48	Colin DUTHIE	Audi A3 3.2	SLS-F	14	1:03.125	10.243	72.251	1:03.192
37	65	Kevin STRACHAN	Renault Clio	SLS-F	9	1:03.489	10.607	71.837	1:04.143
38	3	Jean-Luc CARTWRIGHT	Lexus IS-F	SLS-D	14	1:03.613	10.731	71.697	1:04.125
39	160	Ray McGINLAY	Ford Puma	SLS-F	14	1:03.699	10.817	71.600	1:03.707
40	49	Robert JOBSON	Honda S2000	Guest	4	1:03.841	10.959	71.441	1:05.628
41	56	Ian BIAGI	BMC Mini Clubman	SLS-E	10	1:07.632	14.750	67.436	1:07.985
42	132	Suzanne BUIST	Mini Cooper S	SLS-F	13	1:09.064	16.182	66.038	1:09.526

Clerk of the Course:

Sig : Time :
 Chief Timekeeper : Ian Sharp (SMART Timing)

Resulat available at www.speedhive.com and www.smart-timing.co.uk

Printed: 17/09/2017 21:06:30





Super Lap Scotland - Round 7

Sorted on best lap time

Super Lap Scotland

Knockhill 1.267 miles

Qualifying - Overall

17/09/2017 13:45

Practice started at 13:55:01

Pos	No.	Name	Make/Model	Class Code	Laps	Best Tm	Diff	Best Speed	2nd Best
Guest									
1	49	Robert JOBSON	Honda S2000	Guest	4	1:03.841		71.441	1:05.628
Super Lap Scotland (A)									
1	32	John STEVENSON	Subaru Impreza	SLS-A	5	53.456		85.320	1:04.428
2	25	Alastair MOWAT	VW Golf	SLS-A	13	55.521	2.065	82.146	55.892
3	44	Steven JEFFERIES	Mitsubishi Evo VI	SLS-A	11	56.039	2.583	81.387	56.652
4	85	Lowell FORSYTH	Lotus Exige	SLS-A	12	57.207	3.751	79.725	57.485
Super Lap Scotland (B)									
1	55	Adam KINDNESS	Subaru Impreza STi Type R	SLS-B	3	54.298		83.996	1:11.440
2	99	Andy FORREST	Westfield	SLS-B	10	54.914	0.616	83.054	55.176
3	46	George RIGBY	Subaru Impreza Spec-C	SLS-B	14	54.977	0.679	82.959	55.269
4	20	Hamish GORDON	Ultima GTR	SLS-B	15	56.139	1.841	81.242	56.246
5	60	Andy CLOTWORTHY	Subaru Impreza	SLS-B	6	57.912	3.614	78.755	59.304
Super Lap Scotland (C)									
1	34	Blair McCONACHIE	Caterham Superlight R	SLS-C	16	55.189		82.640	56.425
2	131	Keith COWIE	Seat Leon Supercopa	SLS-C	11	56.057	0.868	81.361	56.317
3	5	Paul TOMLINSON	Subaru Impreza	SLS-C	12	58.013	2.824	78.618	58.167
4	28	Craig MENZIES	Lotus Exige	SLS-C	16	58.016	2.827	78.613	58.424
5	9	Steven ARKLEY	Westfield Megabusa	SLS-C	14	59.466	4.277	76.697	59.548
Super Lap Scotland (D)									
1	17	Mark GERAGHTY	BMW E46 M3	SLS-D	5	57.878		78.801	1:04.317
2	77	Ian BONTHRONE	BMW E46 M3	SLS-D	14	58.063	0.185	78.550	58.301
3	78	David RYBOWSKI	Subaru Impreza WRX	SLS-D	5	58.981	1.103	77.327	1:13.729
4	21	Marc IRVINE	Ford Focus ST	SLS-D	13	1:01.111	3.233	74.632	1:01.262
5	42	Alex MILNE	Audi TTRS Plus	SLS-D	14	1:01.445	3.567	74.226	1:01.657
6	73	Robert DAVEY	Lotus Elise S220 Cup	SLS-D	16	1:03.020	5.142	72.371	1:03.192
7	3	Jean-Luc CARTWRIGHT	Lexus IS-F	SLS-D	14	1:03.613	5.735	71.697	1:04.125
Super Lap Scotland (E)									
1	83	Fraser JAMIESON	Renault Clio 172 Ph1	SLS-E	10	1:00.284		75.656	1:00.496
2	54	Steven McNAB	Renault Clio	SLS-E	15	1:00.613	0.329	75.245	1:00.968
3	6	Michael FOSTER	Renault Clio 172	SLS-E	4	1:00.909	0.625	74.880	1:01.023
4	15	Craig WALLACE	Renault Sport Megane	SLS-E	11	1:01.356	1.072	74.334	1:01.524
5	103	Stuart ROBERTSON	Renault Clio	SLS-E	10	1:01.488	1.204	74.174	1:01.691
6	12	James McELENY	Subaru Impreza	SLS-E	13	1:01.784	1.500	73.819	1:02.104
7	94	Jonathan SCRIMGEOUR	Vauxhall Astra VXR	SLS-E	13	1:01.980	1.696	73.586	1:02.203
8	56	Ian BIAGI	BMC Mini Clubman	SLS-E	10	1:07.632	7.348	67.436	1:07.985

Clerk of the Course:

Sig : Time :
 Chief Timekeeper : Ian Sharp (SMART Timing)

Resulat available at www.speedhive.com and www.smart-timing.co.uk





Super Lap Scotland - Round 7

Sorted on best lap time

Super Lap Scotland

Knockhill 1.267 miles

Qualifying - Overall

17/09/2017 13:45

Practice started at 13:55:01

Pos	No.	Name	Make/Model	Class Code	Laps	Best Tm	Diff	Best Speed	2nd Best
Super Lap Scotland (F)									
1	67	Marshall WISHART	Mazda RX8	SLS-F	13	1:01.207		74.515	1:01.293
2	38	Chris HISLOP	Renault Clio 197	SLS-F	15	1:01.935	0.728	73.639	1:01.998
3	88	Martin BROWN	Subaru Impreza WRX	SLS-F	13	1:01.936	0.729	73.638	1:02.009
4	41	Neil METHVEN	Renault Clio 182	SLS-F	10	1:02.177	0.970	73.353	1:02.480
5	48	Colin DUTHIE	Audi A3 3.2	SLS-F	14	1:03.125	1.918	72.251	1:03.192
6	65	Kevin STRACHAN	Renault Clio	SLS-F	9	1:03.489	2.282	71.837	1:04.143
7	160	Ray McGINLAY	Ford Puma	SLS-F	14	1:03.699	2.492	71.600	1:03.707
8	132	Suzanne BUIST	Mini Cooper S	SLS-F	13	1:09.064	7.857	66.038	1:09.526
Super Lap Scotland (Pro)									
1	51	Colin DORWARD	Mitsubishi Evo 5	SLS-P	12	52.882		86.246	53.151
2	7	David LONG	Caterham R400	SLS-P	9	53.278	0.396	85.605	54.354
3	14	Russ PATON	Mitsubishi Evo 6	SLS-P	14	55.339	2.457	82.416	55.714
4	10	Jack REID	Mevabusa	SLS-P	13	58.080	5.198	78.527	58.332

Clerk of the Course:

Sig : Time :
Chief Timekeeper : Ian Sharp (SMART Timing)

Resulat available at www.speedhive.com and www.smart-timing.co.uk





Bulletin No. _____

Super Lap Scotland - Round 7

Sorted on best lap time

Super Lap Scotland

Knockhill 1.267 miles

Final - Class F

17/09/2017 16:00

Practice started at 16:16:12

Pos	No.	Name	Make/Model	Class Code	Laps	Best Tm	Diff	Best Speed	2nd Best
1	41	Neil METHVEN	Renault Clio 182	SLS-F	3	1:06.224		68.870	1:18.031
2	67	Marshall WISHART	Mazda RX8	SLS-F	3	1:08.607	2.383	66.478	1:28.633
3	88	Martin BROWN	Subaru Impreza WRX	SLS-F	3	1:09.438	3.214	65.682	1:26.361
4	38	Chris HISLOP	Renault Clio 197	SLS-F	3	1:10.120	3.896	65.043	1:25.453
5	48	Colin DUTHIE	Audi A3 3.2	SLS-F	3	1:10.319	4.095	64.859	1:25.842
6	160	Ray McGINLAY	Ford Puma	SLS-F	3	1:14.074	7.850	61.571	1:19.792
7	65	Kevin STRACHAN	Renault Clio	SLS-F	3	1:17.657	11.433	58.731	1:31.284
8	132	Suzanne BUIST	Mini Cooper S	SLS-F	3	1:18.377	12.153	58.191	1:23.412

Clerk of the Course:

Sig : Time :
 Chief Timekeeper : Ian Sharp (SMART Timing)

Resulat available at www.speedhive.com and www.smart-timing.co.uk

Printed: 17/09/2017 21:09:07



Super Lap Scotland - Round 7

Super Lap Scotland

Knockhill 1.267 miles

Final - Class F

17/09/2017 16:00

Practice started at 16:16:12

Lap	Time of Day	Lap Tm	S1	S2	S3	S3Spd	SFSpd	Lap	Time of Day	Lap Tm	S1	S2	S3	S3Spd	SFSpd
(41) Neil METHVEN															
1	16:22:50.470			31.051	20.892	90.564	83.467								
2	16:23:56.694	1:06.224	21.871	25.196	19.157	93.205	84.200								
3	16:25:14.725	1:18.031	23.801	27.607	26.623	72.706	36.118								
(67) Marshall WISHART															
1	16:23:32.075			34.134	21.127	83.885	79.700								
2	16:24:40.682	1:08.607	21.674	26.832	20.101	88.299	80.176								
3	16:26:09.315	1:28.633	26.715	32.181	29.737	75.487	28.339								
(88) Martin BROWN															
1	16:23:02.549			30.652	21.175	78.397	82.240								
2	16:24:11.987	1:09.438	22.902	26.944	19.592	90.809	83.260								
3	16:25:38.348	1:26.361	24.235	32.852	29.274	57.210	28.268								
(38) Chris HISLOP															
1	16:23:22.963			35.707	21.572	66.707	80.658								
2	16:24:33.083	1:10.120	22.413	27.419	20.288	88.649	81.938								
3	16:25:58.536	1:25.453	24.639	30.042	30.772	60.186	25.991								
(48) Colin DUTHIE															
1	16:19:31.840			34.198	24.909	43.718	82.951								
2	16:20:42.159	1:10.319	23.142	27.489	19.688	91.552	84.200								
3	16:22:08.001	1:25.842	25.586	31.845	28.411	72.081	20.056								
(160) Ray McGINLAY															
1	16:19:07.829			36.721	23.459	54.338	79.511								
2	16:20:21.903	1:14.074	24.701	27.914	21.459	89.358	79.606								
3	16:21:41.695	1:19.792	24.954	28.429	26.409	89.002	26.822								
(65) Kevin STRACHAN															
1	16:19:15.065			31.649	24.030	73.502	81.938								
2	16:20:32.722	1:17.657	26.319	29.396	21.942	84.732	82.341								
3	16:22:04.006	1:31.284	28.704	33.075	29.505	68.899	23.916								
(132) Suzanne BUIST															
1	16:18:46.246			31.147	24.012	79.323	70.938								
2	16:20:04.623	1:18.377	26.445	29.868	22.064	83.363	80.561								
3	16:21:28.035	1:23.412	25.761	30.733	26.918	77.135	32.561								

Clerk of the Course:

Sig : Time :
 Chief Timekeeper : Ian Sharp (SMART Timing)

Resultat available at www.speedhive.com and www.smart-timing.co.uk

Printed: 17/09/2017 21:09:21

Orbits





Bulletin No. _____

Super Lap Scotland - Round 7

Sorted on best lap time

Super Lap Scotland

Knockhill 1.267 miles

Final - Class E

17/09/2017 16:10

Practice started at 16:26:37

Pos	No.	Name	Make/Model	Class Code	Laps	Best Tm	Diff	Best Speed	2nd Best
1	6	Michael FOSTER	Renault Clio 172	SLS-E	3	1:05.776		69.339	1:21.810
2	83	Fraser JAMIESON	Renault Clio 172 Ph1	SLS-E	3	1:05.840	0.064	69.272	1:25.691
3	54	Steven McNAB	Renault Clio	SLS-E	3	1:05.850	0.074	69.261	1:22.957
4	103	Stuart ROBERTSON	Renault Clio	SLS-E	3	1:06.032	0.256	69.070	1:17.843
5	94	Jonathan SCRIMGEOUR	Vauxhall Astra VXR	SLS-E	3	1:07.383	1.607	67.685	1:15.770
6	12	James McELENY	Subaru Impreza	SLS-E	3	1:07.812	2.036	67.257	1:16.152
7	15	Craig WALLACE	Renault Sport Megane	SLS-E	3	1:09.029	3.253	66.071	1:25.104
8	56	Ian BIAGI	BMC Mini Clubman	SLS-E	3	1:15.762	9.986	60.200	1:23.898

Clerk of the Course:

Sig : Time :
 Chief Timekeeper : Ian Sharp (SMART Timing)

Resulat available at www.speedhive.com and www.smart-timing.co.uk

Printed: 17/09/2017 21:09:37

Orbits





Super Lap Scotland - Round 7

Super Lap Scotland	Knockhill 1.267 miles
Final - Class E	17/09/2017 16:10
Practice started at 16:26:37	

Lap	Time of Day	Lap Tm	S1	S2	S3	S3Spd	SFSpd	Lap	Time of Day	Lap Tm	S1	S2	S3	S3Spd	SFSpd
-----	-------------	--------	----	----	----	-------	-------	-----	-------------	--------	----	----	----	-------	-------

(6) Michael FOSTER

1	16:32:44.653			30.592	19.809	89.957	83.675								
2	16:33:50.429	1:05.776	21.384	25.270	19.122	92.562	84.095								
3	16:35:12.239	1:21.810	23.154	29.438	29.218	69.326	26.368								

(83) Fraser JAMIESON

1	16:33:12.714			29.774	21.891	61.567	86.702								
2	16:34:18.554	1:05.840	21.199	25.442	19.199	93.076	86.814								
3	16:35:44.245	1:25.691	24.864	29.432	31.395	61.850	23.093								

(54) Steven McNAB

1	16:33:06.020			33.606	23.898	47.392	84.518								
2	16:34:11.870	1:05.850	21.463	25.237	19.150	92.562	83.675								
3	16:35:34.827	1:22.957	23.682	29.733	29.542	76.958	27.616								

(103) Stuart ROBERTSON

1	16:29:29.459			40.104	26.243	47.968	82.951								
2	16:30:35.491	1:06.032	21.104	25.371	19.557	92.690	83.260								
3	16:31:53.334	1:17.843	22.495	27.408	27.940	81.146	23.189								

(94) Jonathan SCRIMGEOUR

1	16:28:42.199			31.639	20.977	71.773	82.543								
2	16:29:49.582	1:07.383	21.822	26.369	19.192	93.335	85.487								
3	16:31:05.352	1:15.770	24.283	28.107	23.380	92.562	30.559								

(12) James McELENY

1	16:29:07.663			33.600	26.402	52.305	83.467								
2	16:30:15.475	1:07.812	21.985	26.014	19.813	95.731	81.540								
3	16:31:31.627	1:16.152	22.893	27.197	26.062	80.658	28.196								

(15) Craig WALLACE

1	16:32:36.291			30.948	22.859	63.429	90.198								
2	16:33:45.320	1:09.029	22.416	26.886	19.727	97.967	89.239								
3	16:35:10.424	1:25.104	24.720	31.902	28.482	70.863	29.746								

(56) Ian BIAGI

1	16:28:32.763			30.809	23.050	74.730	72.314								
2	16:29:48.525	1:15.762	24.979	28.951	21.832	81.048	71.696								
3	16:31:12.423	1:23.898	27.258	30.822	25.818	77.224	31.580								

Clerk of the Course: _____ Orbits

Sig : _____ Time : _____
 Chief Timekeeper : Ian Sharp (SMART Timing)
 Result available at www.speedhive.com and www.smart-timing.co.uk
 Printed: 17/09/2017 21:09:55





Bulletin No. _____

Super Lap Scotland - Round 7

Sorted on best lap time

Super Lap Scotland

Knockhill 1.267 miles

Final - Class D

17/09/2017 16:25

Practice started at 16:36:31

Pos	No.	Name	Make/Model	Class Code	Laps	Best Tm	Diff	Best Speed	2nd Best
1	77	Ian BONTHRONE	BMW E46 M3	SLS-D	3	1:03.518		71.804	1:23.456
2	17	Mark GERAGHTY	BMW E46 M3	SLS-D	3	1:04.562	1.044	70.643	
3	78	David RYBOWSKI	Subaru Impreza WRX	SLS-D	3	1:04.880	1.362	70.297	1:27.742
4	42	Alex MILNE	Audi TTRS Plus	SLS-D	3	1:06.829	3.311	68.246	1:22.826
5	21	Marc IRVINE	Ford Focus ST	SLS-D	3	1:07.339	3.821	67.730	1:34.042
6	73	Robert DAVEY	Lotus Elise S220 Cup	SLS-D	3	1:10.458	6.940	64.731	1:25.081
7	49	Robert JOBSON	Honda S2000	Guest	3	1:12.413	8.895	62.984	1:19.330
8	3	Jean-Luc CARTWRIGHT	Lexus IS-F	SLS-D	3	1:13.725	10.207	61.863	1:25.963

Clerk of the Course:

Sig : Time :
 Chief Timekeeper : Ian Sharp (SMART Timing)

Resulat available at www.speedhive.com and www.smart-timing.co.uk

Printed: 17/09/2017 21:10:12

Orbits





Super Lap Scotland - Round 7

Super Lap Scotland

Knockhill 1.267 miles

Final - Class D

17/09/2017 16:25

Practice started at 16:36:31

Lap	Time of Day	Lap Tm	S1	S2	S3	S3Spd	SFSpd	Lap	Time of Day	Lap Tm	S1	S2	S3	S3Spd	SFSpd
(77) Ian BONTHRONE															
1	16:42:40.509			29.560	23.228	50.685	93.857								
2	16:43:44.027	1:03.518	20.355	24.327	18.836	103.402	93.465								
3	16:45:07.483	1:23.456	23.233	31.648	28.575	63.549	31.669								
(78) David RYBOWSKI															
1	16:42:30.896			35.392	24.361	44.828	91.179								
2	16:43:35.776	1:04.880			18.332	101.371	93.595								
3	16:45:03.518	1:27.742	26.765	34.106	26.871	66.377	31.986								
(42) Alex MILNE															
1	16:38:43.319			27.782	21.979	93.465	99.125								
2	16:39:50.148	1:06.829	22.151	25.934	18.744	106.689	96.697								
3	16:41:12.974	1:22.826	23.750	30.407	28.669	73.422	32.140								
(21) Marc IRVINE															
1	16:42:14.046			35.421	22.716	60.078	86.702								
2	16:43:21.385	1:07.339	21.170	26.735	19.434	92.947	86.590								
3	16:44:55.427	1:34.042	25.147	35.433	33.462	54.338	27.742								
(73) Robert DAVEY															
1	16:38:26.219			28.416	20.212	85.925	89.120								
2	16:39:36.677	1:10.458	23.523	27.448	19.487	95.595	90.077								
3	16:41:01.758	1:25.081	25.046	32.785	27.250	72.392	29.203								
(49) Robert JOBSON															
1	16:38:07.501			31.728	24.320	59.598	80.272								
2	16:39:19.914	1:12.413	23.293	28.321	20.799	90.932	80.950								
3	16:40:39.244	1:19.330	25.127	29.798	24.405	90.686	34.239								
(3) Jean-Luc CARTWRIGHT															
1	16:38:20.264			32.234	22.099	77.313	91.055								
2	16:39:33.989	1:13.725	24.080	28.677	20.968	88.884	91.802								
3	16:40:59.952	1:25.963	26.150	32.973	26.840	75.402	34.485								

Clerk of the Course:

Sig : Time :
Chief Timekeeper : Ian Sharp (SMART Timing)

Result available at www.speedhive.com and www.smart-timing.co.uk

Printed: 17/09/2017 21:10:27

Orbits





Bulletin No. _____

Super Lap Scotland - Round 7

Sorted on best lap time

Super Lap Scotland Knockhill 1.267 miles

Final - Class C 17/09/2017 16:40


Practice started at 16:45:37

Pos	No.	Name	Make/Model	Class Code	Laps	Best Tm	Diff	Best Speed	2nd Best
1	131	Keith COWIE	Seat Leon Supercopa	SLS-C	3	1:04.469		70.745	1:17.437
2	28	Craig MENZIES	Lotus Exige	SLS-C	3	1:04.890	0.421	70.286	1:23.746
3	5	Paul TOMLINSON	Subaru Impreza	SLS-C	3	1:05.601	1.132	69.524	1:17.088
4	34	Blair McCONACHIE	Caterham Superlight R	SLS-C	3	1:06.220	1.751	68.874	1:21.372
5	9	Steven ARKLEY	Westfield Megabus	SLS-C	3	1:10.711	6.242	64.500	1:27.143

Clerk of the Course: _____ Orbits

Sig : _____ Time : _____
 Chief Timekeeper : Ian Sharp (SMART Timing)
 Result available at www.speedhive.com and www.smart-timing.co.uk

Printed: 17/09/2017 21:10:59





Super Lap Scotland - Round 7

Super Lap Scotland

Knockhill 1.267 miles

Final - Class C

17/09/2017 16:40

Practice started at 16:45:37

Lap	Time of Day	Lap Tm	S1	S2	S3	S3Spd	SFSpd	Lap	Time of Day	Lap Tm	S1	S2	S3	S3Spd	SFSpd
(131) Keith COWIE															
1	16:51:10.950			36.714	24.131	38.369	106.183								
2	16:52:15.419	1:04.469	21.118	25.741	17.610	110.739	105.515								
3	16:53:32.856	1:17.437	24.454	28.513	24.470	91.179	33.437								
(28) Craig MENZIES															
1	16:47:31.026			33.184	22.851	58.918	96.697								
2	16:48:35.916	1:04.890	20.762	25.712	18.416	104.856	95.323								
3	16:49:59.662	1:23.746	23.050	31.527	29.169	73.182	23.021								
(5) Paul TOMLINSON															
1	16:47:53.260			36.429	21.109	55.051	94.385								
2	16:48:58.861	1:05.601	21.717	24.993	18.891	103.561	95.053								
3	16:50:15.949	1:17.088	25.097	28.624	23.367	89.957	40.671								
(34) Blair McCONACHIE															
1	16:51:32.263			34.578	24.050	66.377	93.335								
2	16:52:38.483	1:06.220	21.517	25.929	18.774	102.142	93.205								
3	16:53:59.855	1:21.372	26.007	29.022	26.343	83.157	27.650								
(9) Steven ARKLEY															
1	16:47:16.043				23.089	82.849	92.181								
2	16:48:26.754	1:10.711	23.216	27.925	19.570	96.558	94.252								
3	16:49:53.897	1:27.143			26.933	80.081	30.338								

Clerk of the Course:

Sig : Time :
Chief Timekeeper : Ian Sharp (SMART Timing)

Resulat available at www.speedhive.com and www.smart-timing.co.uk

Printed: 17/09/2017 21:10:43

Orbits





Bulletin No. _____

Super Lap Scotland - Round 7

Sorted on best lap time

Super Lap Scotland Knockhill 1.267 miles

Final - Class B 17/09/2017 16:50

Practice started at 16:54:35

Pos	No.	Name	Make/Model	Class Code	Laps	Best Tm	Diff	Best Speed	2nd Best
1	55	Adam KINDNESS	Subaru Impreza STi Type R	SLS-B	3	58.840		77.513	1:36.020
2	46	George RIGBY	Subaru Impreza Spec-C	SLS-B	3	1:02.063	3.223	73.487	1:31.410
3	99	Andy FORREST	Westfield	SLS-B	3	1:04.935	6.095	70.237	1:27.985
4	60	Andy CLOTWORTHY	Subaru Impreza	SLS-B	3	1:05.536	6.696	69.593	1:19.403

Super Lap Scotland - Round 7

Super Lap Scotland
Knockhill 1.267 miles

Final - Class B
17/09/2017 16:50

Practice started at 16:54:35

Lap	Time of Day	Lap Tm	S1	S2	S3	S3Spd	SFSpd	Lap	Time of Day	Lap Tm	S1	S2	S3	S3Spd	SFSpd
(55) Adam KINDNESS															
1	16:57:38.276			33.649	21.920	64.403	105.681								
2	16:58:37.116	58.840	19.133	22.859	16.848	112.786	107.544								
3	17:00:13.136	1:36.020	25.895	37.132	32.993	52.428	25.980								
(46) George RIGBY															
1	16:57:08.679			28.938	23.240	49.344	104.529								
2	16:58:10.742	1:02.063	20.143	24.225	17.695	111.660	104.204								
3	16:59:42.152	1:31.410	26.145	37.238	28.027	60.621	27.950								
(99) Andy FORREST															
1	16:57:13.392			25.696	19.802	97.117	98.979								
2	16:58:18.327	1:04.935	21.179	25.450	18.306	107.372	101.066								
3	16:59:46.312	1:27.985	25.636	32.472	29.877	54.871	20.146								
(60) Andy CLOTWORTHY															
1	16:56:53.273			26.789	19.049	100.611	102.768								
2	16:57:58.809	1:05.536	21.428	25.875	18.233	110.739	106.015								
3	16:59:18.212	1:19.403	23.505	28.762	27.136	91.179	27.125								



Bulletin No. _____

Super Lap Scotland - Round 7

Sorted on best lap time

Super Lap Scotland

Knockhill 1.267 miles

Final - Class A

17/09/2017 17:00

Practice started at 17:02:19

Pos	No.	Name	Make/Model	Class Code	Laps	Best Tm	Diff	Best Speed	2nd Best
1	44	Steven JEFFERIES	Mitsubishi Evo VI	SLS-A	3	1:02.835		72.584	1:12.219
2	32	John STEVENSON	Subaru Impreza	SLS-A	3	1:03.071	0.236	72.313	1:16.273
3	25	Alastair MOWAT	VW Golf	SLS-A	3	1:05.658	2.823	69.464	1:15.743

Clerk of the Course:

Sig : Time :

Chief Timekeeper : Ian Sharp (SMART Timing)

Result available at www.speedhive.com and www.smart-timing.co.uk

Printed: 17/09/2017 21:11:48

Orbits





Super Lap Scotland - Round 7

Super Lap Scotland

Knockhill 1.267 miles

Final - Class A

17/09/2017 17:00

Practice started at 17:02:19

Lap	Time of Day	Lap Tm	S1	S2	S3	S3Spd	SFSpd	Lap	Time of Day	Lap Tm	S1	S2	S3	S3Spd	SFSpd
(44) Steven JEFFERIES															
1	17:04:22.122			33.765	20.050	87.837	106.183								
2	17:05:24.957	1:02.835	20.475	24.386	17.974	114.910	104.366								
3	17:06:37.176	1:12.219	23.149	26.140	22.930	103.084	32.155								
(32) John STEVENSON															
1	17:04:49.048			24.370	22.604	87.722	117.733								
2	17:05:52.119	1:03.071	21.298	24.243	17.530	116.103	118.985								
3	17:07:08.392	1:16.273	24.656	27.585	24.032	72.549	38.086								
(25) Alastair MOWAT															
1	17:04:45.648			33.422	25.268	50.006	74.399								
2	17:05:51.306	1:05.658	22.115	24.491	19.052	108.588	96.005								
3	17:07:07.049	1:15.743	24.144	28.122	23.477	74.647	39.592								

Clerk of the Course:

Sig : Time :
Chief Timekeeper : Ian Sharp (SMART Timing)

Resulat available at www.speedhive.com and www.smart-timing.co.uk

Printed: 17/09/2017 21:12:02

Orbits





Bulletin No. _____

Super Lap Scotland - Round 7

Sorted on best lap time

Super Lap Scotland Knockhill 1.267 miles


Final - Pro 17/09/2017 17:10

Practice started at 17:08:10

Pos	No.	Name	Make/Model	Class Code	Laps	Best Tm	Diff	Best Speed	2nd Best
1	51	Colin DORWARD	Mitsubishi Evo 5	SLS-P	3	58.235		78.318	1:19.745
2	7	David LONG	Caterham R400	SLS-P	3	1:04.043	5.808	71.215	1:18.975
3	14	Russ PATON	Mitsubishi Evo 6	SLS-P	3	1:08.268	10.033	66.808	1:19.439

Clerk of the Course: _____ Orbits

Sig : _____ Time : _____
 Chief Timekeeper : Ian Sharp (SMART Timing)
 Result available at www.speedhive.com and www.smart-timing.co.uk
 Printed: 17/09/2017 21:12:17





Super Lap Scotland - Round 7

Super Lap Scotland Knockhill 1.267 miles
 Final - Pro 17/09/2017 17:10
 Practice started at 17:08:10

Lap	Time of Day	Lap Tm	S1	S2	S3	S3Spd	SFSpd	Lap	Time of Day	Lap Tm	S1	S2	S3	S3Spd	SFSpd
(51) Colin DORWARD															
1	17:10:30.730			24.632	24.577	103.882	117.940								
2	17:11:28.965	58.235	18.974	23.000	16.261	121.352	116.304								
3	17:12:48.710	1:19.745	24.449	30.700	24.596	66.116	38.086								
(7) David LONG															
1	17:10:21.356			31.354	24.548	50.193	101.987								
2	17:11:25.399	1:04.043	20.834	24.995	18.214	98.979	102.611								
3	17:12:44.374	1:18.975	23.414	28.756	26.805	82.442	26.081								
(14) Russ PATON															
1	17:10:10.036			34.359	23.149	66.051	102.926								
2	17:11:18.304	1:08.268	23.000	26.081	19.187	108.238	108.941								
3	17:12:37.743	1:19.439	23.744	29.142	26.553	90.686	31.025								



Super Lap Scotland - Round 7

Sorted on best lap time

Super Lap Scotland

Knockhill 1.267 miles

Final - Overall

17/09/2017 17:10

Practice started at 16:16:12

Pos	No.	Name	Make/Model	Class Code	Laps	Best Tm	Diff	Best Speed	2nd Best
1	51	Colin DORWARD	Mitsubishi Evo 5	SLS-P	3	58.235		78.318	1:19.745
2	55	Adam KINDNESS	Subaru Impreza STi Type R	SLS-B	3	58.840	0.605	77.513	1:36.020
3	46	George RIGBY	Subaru Impreza Spec-C	SLS-B	3	1:02.063	3.828	73.487	1:31.410
4	44	Steven JEFFERIES	Mitsubishi Evo VI	SLS-A	3	1:02.835	4.600	72.584	1:12.219
5	32	John STEVENSON	Subaru Impreza	SLS-A	3	1:03.071	4.836	72.313	1:16.273
6	77	Ian BONTHRONE	BMW E46 M3	SLS-D	3	1:03.518	5.283	71.804	1:23.456
7	7	David LONG	Caterham R400	SLS-P	3	1:04.043	5.808	71.215	1:18.975
8	131	Keith COWIE	Seat Leon Supercopa	SLS-C	3	1:04.469	6.234	70.745	1:17.437
9	17	Mark GERAGHTY	BMW E46 M3	SLS-D	3	1:04.562	6.327	70.643	1:17.903
10	78	David RYBOWSKI	Subaru Impreza WRX	SLS-D	3	1:04.880	6.645	70.297	1:27.742
11	28	Craig MENZIES	Lotus Exige	SLS-C	3	1:04.890	6.655	70.286	1:23.746
12	99	Andy FORREST	Westfield	SLS-B	3	1:04.935	6.700	70.237	1:27.985
13	60	Andy CLOTWORTHY	Subaru Impreza	SLS-B	3	1:05.536	7.301	69.593	1:19.403
14	5	Paul TOMLINSON	Subaru Impreza	SLS-C	3	1:05.601	7.366	69.524	1:17.088
15	25	Alastair MOWAT	VW Golf	SLS-A	3	1:05.658	7.423	69.464	1:15.743
16	6	Michael FOSTER	Renault Clio 172	SLS-E	3	1:05.776	7.541	69.339	1:21.810
17	83	Fraser JAMIESON	Renault Clio 172 Ph1	SLS-E	3	1:05.840	7.605	69.272	1:25.691
18	54	Steven McNAB	Renault Clio	SLS-E	3	1:05.850	7.615	69.261	1:22.957
19	103	Stuart ROBERTSON	Renault Clio	SLS-E	3	1:06.032	7.797	69.070	1:17.843
20	34	Blair McCONACHIE	Caterham Superlight R	SLS-C	3	1:06.220	7.985	68.874	1:21.372
21	41	Neil METHVEN	Renault Clio 182	SLS-F	3	1:06.224	7.989	68.870	1:18.031
22	42	Alex MILNE	Audi TTRS Plus	SLS-D	3	1:06.829	8.594	68.246	1:22.826
23	21	Marc IRVINE	Ford Focus ST	SLS-D	3	1:07.339	9.104	67.730	1:34.042
24	94	Jonathan SCRIMGEOUR	Vauxhall Astra VXR	SLS-E	3	1:07.383	9.148	67.685	1:15.770
25	12	James McELENY	Subaru Impreza	SLS-E	3	1:07.812	9.577	67.257	1:16.152
26	14	Russ PATON	Mitsubishi Evo 6	SLS-P	3	1:08.268	10.033	66.808	1:19.439
27	67	Marshall WISHART	Mazda RX8	SLS-F	3	1:08.607	10.372	66.478	1:28.633
28	15	Craig WALLACE	Renault Sport Megane	SLS-E	3	1:09.029	10.794	66.071	1:25.104
29	88	Martin BROWN	Subaru Impreza WRX	SLS-F	3	1:09.438	11.203	65.682	1:26.361
30	38	Chris HISLOP	Renault Clio 197	SLS-F	3	1:10.120	11.885	65.043	1:25.453
31	48	Colin DUTHIE	Audi A3 3.2	SLS-F	3	1:10.319	12.084	64.859	1:25.842
32	73	Robert DAVEY	Lotus Elise S220 Cup	SLS-D	3	1:10.458	12.223	64.731	1:25.081
33	9	Steven ARKLEY	Westfield Megabusa	SLS-C	3	1:10.711	12.476	64.500	1:27.143
34	49	Robert JOBSON	Honda S2000	Guest	3	1:12.413	14.178	62.984	1:19.330
35	3	Jean-Luc CARTWRIGHT	Lexus IS-F	SLS-D	3	1:13.725	15.490	61.863	1:25.963
36	160	Ray McGINLAY	Ford Puma	SLS-F	3	1:14.074	15.839	61.571	1:19.792
37	56	Ian BIAGI	BMC Mini Clubman	SLS-E	3	1:15.762	17.527	60.200	1:23.898
38	65	Kevin STRACHAN	Renault Clio	SLS-F	3	1:17.657	19.422	58.731	1:31.284
39	132	Suzanne BUIST	Mini Cooper S	SLS-F	3	1:18.377	20.142	58.191	1:23.412

Clerk of the Course:

Sig : Time :
 Chief Timekeeper : Ian Sharp (SMART Timing)

Resulat available at www.speedhive.com and www.smart-timing.co.uk

Printed: 17/09/2017 21:07:04





Super Lap Scotland - Round 7

Sorted on best lap time

Super Lap Scotland Knockhill 1.267 miles
 Final - Overall 17/09/2017 17:10
 Practice started at 16:16:12

Pos	No.	Name	Make/Model	Class Code	Laps	Best Tm	Diff	Best Speed	2nd Best
Guest									
1	49	Robert JOBSON	Honda S2000	Guest	3	1:12.413		62.984	1:19.330
Super Lap Scotland (A)									
1	44	Steven JEFFERIES	Mitsubishi Evo VI	SLS-A	3	1:02.835		72.584	1:12.219
2	32	John STEVENSON	Subaru Impreza	SLS-A	3	1:03.071	0.236	72.313	1:16.273
3	25	Alastair MOWAT	VW Golf	SLS-A	3	1:05.658	2.823	69.464	1:15.743
Super Lap Scotland (B)									
1	55	Adam KINDNESS	Subaru Impreza STi Type R	SLS-B	3	58.840		77.513	1:36.020
2	46	George RIGBY	Subaru Impreza Spec-C	SLS-B	3	1:02.063	3.223	73.487	1:31.410
3	99	Andy FORREST	Westfield	SLS-B	3	1:04.935	6.095	70.237	1:27.985
4	60	Andy CLOTWORTHY	Subaru Impreza	SLS-B	3	1:05.536	6.696	69.593	1:19.403
Super Lap Scotland (C)									
1	131	Keith COWIE	Seat Leon Supercopa	SLS-C	3	1:04.469		70.745	1:17.437
2	28	Craig MENZIES	Lotus Exige	SLS-C	3	1:04.890	0.421	70.286	1:23.746
3	5	Paul TOMLINSON	Subaru Impreza	SLS-C	3	1:05.601	1.132	69.524	1:17.088
4	34	Blair McCONACHIE	Caterham Superlight R	SLS-C	3	1:06.220	1.751	68.874	1:21.372
5	9	Steven ARKLEY	Westfield Megabusa	SLS-C	3	1:10.711	6.242	64.500	1:27.143
Super Lap Scotland (D)									
1	77	Ian BONTHRONE	BMW E46 M3	SLS-D	3	1:03.518		71.804	1:23.456
2	17	Mark GERAGHTY	BMW E46 M3	SLS-D	3	1:04.562	1.044	70.643	1:17.903
3	78	David RYBOWSKI	Subaru Impreza WRX	SLS-D	3	1:04.880	1.362	70.297	1:27.742
4	42	Alex MILNE	Audi TTRS Plus	SLS-D	3	1:06.829	3.311	68.246	1:22.826
5	21	Marc IRVINE	Ford Focus ST	SLS-D	3	1:07.339	3.821	67.730	1:34.042
6	73	Robert DAVEY	Lotus Elise S220 Cup	SLS-D	3	1:10.458	6.940	64.731	1:25.081
7	3	Jean-Luc CARTWRIGHT	Lexus IS-F	SLS-D	3	1:13.725	10.207	61.863	1:25.963
Super Lap Scotland (E)									
1	6	Michael FOSTER	Renault Clio 172	SLS-E	3	1:05.776		69.339	1:21.810
2	83	Fraser JAMIESON	Renault Clio 172 Ph1	SLS-E	3	1:05.840	0.064	69.272	1:25.691
3	54	Steven McNAB	Renault Clio	SLS-E	3	1:05.850	0.074	69.261	1:22.957
4	103	Stuart ROBERTSON	Renault Clio	SLS-E	3	1:06.032	0.256	69.070	1:17.843
5	94	Jonathan SCRIMGEOUR	Vauxhall Astra VXR	SLS-E	3	1:07.383	1.607	67.685	1:15.770
6	12	James McELENY	Subaru Impreza	SLS-E	3	1:07.812	2.036	67.257	1:16.152
7	15	Craig WALLACE	Renault Sport Megane	SLS-E	3	1:09.029	3.253	66.071	1:25.104
8	56	Ian BIAGI	BMC Mini Clubman	SLS-E	3	1:15.762	9.986	60.200	1:23.898
Super Lap Scotland (F)									
1	41	Neil METHVEN	Renault Clio 182	SLS-F	3	1:06.224		68.870	1:18.031



Bulletin No. _____

Super Lap Scotland - Round 7

Sorted on best lap time

Super Lap Scotland

Knockhill 1.267 miles

Final - Overall

17/09/2017 17:10

Practice started at 16:16:12

Pos	No.	Name	Make/Model	Class Code	Laps	Best Tm	Diff	Best Speed	2nd Best
2	67	Marshall WISHART	Mazda RX8	SLS-F	3	1:08.607	2.383	66.478	1:28.633
3	88	Martin BROWN	Subaru Impreza WRX	SLS-F	3	1:09.438	3.214	65.682	1:26.361
4	38	Chris HISLOP	Renault Clio 197	SLS-F	3	1:10.120	3.896	65.043	1:25.453
5	48	Colin DUTHIE	Audi A3 3.2	SLS-F	3	1:10.319	4.095	64.859	1:25.842
6	160	Ray McGINLAY	Ford Puma	SLS-F	3	1:14.074	7.850	61.571	1:19.792
7	65	Kevin STRACHAN	Renault Clio	SLS-F	3	1:17.657	11.433	58.731	1:31.284
8	132	Suzanne BUIST	Mini Cooper S	SLS-F	3	1:18.377	12.153	58.191	1:23.412

Super Lap Scotland (Pro)

1	51	Colin DORWARD	Mitsubishi Evo 5	SLS-P	3	58.235		78.318	1:19.745
2	7	David LONG	Caterham R400	SLS-P	3	1:04.043	5.808	71.215	1:18.975
3	14	Russ PATON	Mitsubishi Evo 6	SLS-P	3	1:08.268	10.033	66.808	1:19.439

Clerk of the Course:

Sig : Time :

Chief Timekeeper : Ian Sharp (SMART Timing)

Result available at www.speedhive.com and www.smart-timing.co.uk

Printed: 17/09/2017 21:07:21

Orbits





Super Lap Scotland - Class F - PROVISIONAL

Pos	Car No.	Name	Round 1 (AC)			Round 2			Round 3 (AC)			Round 4			Round 5			Round 6			Round 7			TOTAL
			Q	F	Total	Q	F	Total	Q	F	Total	Q	F	Total	Q	F	Total	Q	F	Total	Q	F	Total	
1	41	Neil METHVEN	14	16	30	15	25	40	13	20	33	13	14	27	11	16	27	13	20	33	12	25	37	200
2	67	Marshall WISHART	12	12	24			0	15	25	40	15	25	40	15	25	40	15		15	15	20	35	194
3	88	Martin BROWN			0	13	20	33	14	16	30	12	16	28	14	20	34	14	25	39	13	16	29	193
4	48	Colin DUTHIE			0	14	16	30	12	14	26	14	20	34	10	10	20	11	16	27	11	12	23	160
5	132	Suzanne BUIST	11	14	25	12	14	26	11	12	23	11	12	23	9	9	18	10	12	22	8	8	16	137
6	38	Chris HISLOP	15	20	35			0			0			0	12	14	26	12	14	26	14	14	28	115
7	65	Kevin STRACHAN						0			0			0	13	12	25			0	10	9	19	44
8	48	Robert JOBSON	13	25	38			0			0			0			0		0			0	38	
9	160	Ray McGINLAY																		9	10	19	19	



Super Lap Scotland - Class E - PROVISIONAL

Pos	Car No.	Name	Round 1 (AC)			Round 2			Round 3 (AC)			Round 4			Round 5			Round 6			Round 7			TOTAL
			Q	F	Total	Q	F	Total	Q	F	Total	Q	F	Total	Q	F	Total	Q	F	Total	Q	F	Total	
1	83	Fraser JAMIESON	12	25	37	15	20	35	14	25	39	12	14	26	14	20	34	15	25	40	15	20	35	220
2	6	Michael FOSTER	14	20	34	11	9	20	10	9	19	10	10	20	12	12	24	13	16	29	13	25	38	165
3	54	Steven McNAB	10	0	10	13	14	27	13	14	27	14	25	39	11	8	19	5	0	5	14	16	30	152
4=	43	Stuart BUCHAN	13	14	27	10	16	26	12	12	24	13	20	33	5	6	11	11	10	21			0	142
4=	12	James McELENY	9	10	19	12	25	37	8	20	28	5	16	21	8	7	15	8	9	17	10	10	20	142
6	103	Stuart ROBERTSON	15	6	21	9	8	17	11	10	21	11	9	20	9	10	19	12	12	24	11	14	25	130
7	31	Stephen MacFARLANE	11	12	23	14	12	26	15	0	15	15	0	15	15	25	40	0		0			0	119
8	94	Jonathan SCRIMGEOUR	6	9	15	6	6	12	7	16	23	9	12	21	7	10	17	9	8	17	9	12	21	114
9	15	Craig WALLACE	8	16	24	8	10	18			0			0	10	14	24	10	14	24	12	9	21	111
10	53	Jamie GOUDIE	7	8	15	7	7	14	9	7	16	7	7	14	6	4	10			0			0	69
11	13	Lewis SKENE			0			0			0			0	13	16	29	14	20	34			0	63
12	56	Ian BIAGI	5	7	12	5	5	10	5	6	11	6	0	6			0			0	8	8	16	55
13	81	Ian PITMAN			0			0	6	8	14	8	8	16	4	5	9	7	7	14			0	53
14	68	Jason OGG													3	3	6	6	6	12			0	18



Super Lap Scotland - Class D - PROVISIONAL

Pos	Car No.	Name	Round 1 (AC)			Round 2			Round 3 (AC)			Round 4			Round 5			Round 6			Round 7			TOTAL
			Q	F	Total	Q	F	Total	Q	F	Total	Q	F	Total	Q	F	Total	Q	F	Total	Q	F	Total	
1	77	Ian BONTHRONE	13	20	33	14	14	28	14	20	34	14	25	39	15	25	40	15	25	40	14	25	39	225
2	78	David RYBOWSKI	11	12	23	10	10	20	13	16	29	9	16	25	14	20	34	12	16	28	13	16	29	168
3	11	Christopher CHERRY	14	16	30	15	25	40	15	25	40	15	20	35			0			0			0	145
4	42	Alex MILNE	6	9	15	5	4	9	9	10	19	12	10	22	12	16	28	11	12	23	11	14	25	132
5	21	Marc IRVINE	10	8	18	4	5	9	10	12	22	10	12	22	11	12	23	10	10	20	12	12	24	129
6	73	Robert DAVEY	7	7	14	2	2	4	7	8	15	8	8	16	9	9	18	9	9	18	10	10	20	101
7	3	Jean-Luc CARTWRIGHT	8	6	14	3	3	6	8	9	17	7	7	14	10	10	20	8	8	16	9	9	18	99
8	100	Paul TOUGH	12	14	26	11	16	27			0			0			0	14	20	34			0	87
9	44	Steven JEFFERIES	15	25	40	13	20	33			0			0			0			0			0	73
10	45	Euan BEGBIE			0	8	8	16			0			0	13	14	27	13	14	27			0	70
11	10	Jack REID			0	6	7	13	11	14	25	13	14	27			0			0			0	65
12	23	Andrew COWIE	9	10	19			0	12	0	12	11	9	20			0			0			0	51
13	17	Mark GERAGHTY			0			0			0			0			0			0	15	20	35	35
14	4	Mark DAWSON			0	12	12	24			0			0			0			0			0	24
15	74	David WILSON			0	7	9	16			0			0			0			0			0	16
16	5	Paul TOMLINSON			0	9	6	15			0			0			0			0			0	15



Super Lap Scotland - Class B - PROVISIONAL

Pos	Car No.	Name	Round 1 (AC)			Round 2			Round 3 (AC)			Round 4			Round 5			Round 6			Round 7			TOTAL
			Q	F	Total	Q	F	Total	Q	F	Total	Q	F	Total	Q	F	Total	Q	F	Total	Q	F	Total	
1	46	George RIGBY	15	25	40	14	20	34	15	20	35	14	20	34	15	25	40	15	25	40	13	20	33	223
2	52	Keith BOYD	13	16	29	13	16	29	13	16	29	13	16	29	13	20	33	13	16	29			0	178
3	55	Adam KINDNESS			0	15	25	40	14	25	39	15	25	40			0			0	15	25	40	159
4	60	Andy CLOTWORTHY			0			0			0			0	14	16	30	14	20	34	11	14	25	89
5	17	Craig McCREADY	14	20	34	0	0	0			0			0			0			0			0	34
6	99	Andy FORREST			0			0			0			0			0			0	14	16	30	30
7	20	Hamish GORDON			0			0			0			0			0			0	12	0	12	12



Super Lap Scotland - Class A - PROVISIONAL

Pos	Car No.	Name	Round 1 (AC)			Round 2			Round 3 (AC)			Round 4			Round 5			Round 6			Round 7			TOTAL
			Q	F	Total	Q	F	Total	Q	F	Total	Q	F	Total	Q	F	Total	Q	F	Total	Q	F	Total	
1	32	John STEVENSON	15	20	35	15	25	40	14	20	34	14	25	39	14	20	34	15	25	40	15	20	35	223
2	25	Alastair MOWAT	14	16	30	12	14	26			0			0	15	25	40	14	20	34	14	16	30	160
3	29	Archie BAIN	13	25	38	13	16	29	15	25	40	15	20	35			0			0			0	142
4	44	Steven JEFFERIES			0			0			0			0			0			0	13	25	38	38
5	95	Wayne SUTHERLAND			0	14	20	34			0			0			0			0			0	34
6	85	Lowell FORSYTH	12	0	12			0			0			0			0			0	12	0	12	24



Super Lap Scotland - Class Pro - PROVISIONAL

Pos	Car No.	Name	Round 1 (AC)			Round 2			Round 3 (AC)			Round 4			Round 5			Round 6			Round 7			TOTAL
			Q	F	Total	Q	F	Total	Q	F	Total	Q	F	Total	Q	F	Total	Q	F	Total	Q	F	Total	
1	51	Colin DORWARD	15	25	40	15	25	40	14	25	39	15	25	40	15	25	40	15	25	40	15	25	40	240
2	7	David LONG	14	16	30			0	12	14	26	12	14	26	14	20	34	14	20	34	14	20	34	184
3	62	Paul RANKIN			0	11	12	23	15	20	35	14	20	34			0			0			0	92
4	33	Ross HOWIE			0	12	14	26	11	16	27	13	16	29			0			0			0	82
5	79	Eric HOLMES	13	20	33	13	20	33	13	0	13			0			0			0			0	79
6	54	Russ PATON			0	14	16	30			0			0			0			0	13	16	29	59
7	40	Colin LINKLATER												13	16	29			0				0	29
8	10	Jack REID																			12	0	12	12



Super Lap Scotland - King of the Hill - PROVISIONAL

Pos	Car No.	Name	Class	Round 1 (AC)			Round 2			Round 3 (AC)			Round 4			Round 5 (AC)			Round 6			Round 7			TOTAL
				Q	F	Total	Q	F	Total	Q	F	Total	Q	F	Total	Q	F	Total	Q	F	Total	Q	F	Total	
1	51	Colin DORWARD	Pro	15	25	40	15	25	40	14	25	39	15	25	40	15	25	40	15	25	40	15	25	40	240
2=	77	Ian BONTHRONE	D	13	20	33	14	14	28	14	20	34	14	25	39	15	25	40	15	25	40	14	25	39	225
2=	83	Fraser JAMIESON	E	12	25	37	15	20	35	14	25	39	12	14	26	14	20	34	15	25	40	15	25	40	225
4	32	John STEVENSON	A	15	20	35	15	25	40	14	20	34	14	25	39	14	20	34	15	25	40	15	20	35	223
5=	46	George RIGBY	B	15	25	40	14	20	34	15	20	35	14	20	34	15	25	40	15	25	40	13	20	33	223
5=	34	Blair McCONNACHIE	C	14	14	28	15	25	40	15	25	40	15	14	29	15	20	35	15	25	40	15	14	29	213
7	131	Keith COWIE	C	13	16	29	14	20	34	14	20	34	13	20	33	14	25	39	11	20	31	14	25	39	210
8	41	Neil METHVEN	F	14	16	30	15	25	40	13	20	33	13	14	27	11	16	27	13	20	33	12	25	37	200
9	67	Marshall WISHART	F	12	12	24			0	15	25	40	15	25	40	15	25	40	15	0	15	15	20	35	194
10	88	Martin BROWN	F			0	13	20	33	14	16	30	12	16	28	14	20	34	14	25	39	13	16	29	193
11	7	David LONG	Pro	14	16	30			0	12	14	26	12	14	26	14	20	34	14	20	34	14	20	34	184
12	52	Keith BOYD	B	13	16	29	13	16	29	13	16	29	13	16	29	13	20	33	13	16	29			0	178
13	78	David RYBOWSKI	D	11	12	23	10	10	20	13	16	29	9	16	25	14	20	34	12	16	28	13	16	29	168
14	6	Michael FOSTER	E	14	20	34	11	9	20	10	9	19	10	10	20	12	12	24	13	16	29	13	25	38	165
15=	25	Alastair MOWAT	A	14	16	30	12	14	26			0			0	15	25	40	14	20	34	14	16	30	160
15=	48	Colin DUTHIE	F			0	14	16	30	12	14	26	14	20	34	10	10	20	11	16	27	11	12	23	160
17	55	Adam KINDNESS	B			0	15	25	40	14	25	39	15	25	40			0			0	15	25	40	159
18	54	Steven McNAB	E	10	0	10	13	14	27	13	14	27	14	25	39	11	8	19	5	0	5	14	16	30	152
19	28	Craig MENZIES	C			0			0	13	16	29	14	25	39	11	12	23	13	14	27	12	20	32	150
20=	9	Steven ARKLEY	C	10	12	22	12	14	26	11	12	23	11	12	23	12	14	26	12	12	24	11	12	23	145
20=	11	Christopher CHERRY	D	14	16	30	15	25	40	15	25	40	15	20	35			0			0			0	145
22=	29	Archie BAIN	A	13	25	38	13	16	29	15	25	40	15	20	35			0			0			0	142
22=	43	Stuart BUCHAN	E	13	14	27	10	16	26	12	12	24	13	20	33	5	6	11	11	10	21			0	142
22=	12	James McELENY	E	9	10	19	12	25	37	8	20	28	5	16	21	8	7	15	8	9	17	10	10	20	142
25	132	Suzanne BUIST	F	11	14	25	12	14	26	11	12	23	11	12	23	9	9	18	10	12	22	8	8	16	137
26	42	Alex MILNE	D	6	9	15	5	4	9	9	10	19	12	10	22	12	16	28	11	12	23	11	14	25	132
27	103	Stuart ROBERTSON	E	15	6	21	9	8	17	11	10	21	11	9	20	9	10	19	12	12	24	11	14	25	130
28	21	Marc IRVINE	D	10	8	18	4	5	9	10	12	22	10	12	22	11	12	23	10	10	20	12	12	24	129
29	31	Stephen MacFARLANE	E	11	12	23	14	12	26	15	0	15	15	0	15	15	25	40	0	0	0			0	119
30	38	Chris HISLOP	F	15	20	35			0			0			0	12	14	26	12	14	26	14	14	28	115
31	94	Jonathan SCRIMGEOUR	E	6	9	15	6	6	12	7	16	23	9	12	21	7	10	17	9	8	17	9	12	21	114
32=	44	Steven JEFFERIES	A	15	25	40	13	20	33			0			0			0			0	13	25	38	111

32=	15	Craig WALLACE	E	8	16	24	8	10	18			0			0	10	14	24	10	14	24	12	9	21	111
34=	73	Robert DAVEY	D	7	7	14	2	2	4	7	8	15	8	8	16	9	9	18	9	9	18	10	10	20	101
34=	3	Jean-Luc CARTWRIGHT	D	8	6	14	3	3	6	8	9	17	7	7	14	10	10	20	8	8	16	9	9	18	99
36	76	Robbie WYPER	C	15	20	35			0			0			0	13	16	29	14	16	30			0	94
37	62	Paul RANKIN	Pro			0	11	12	23	15	20	35	14	20	34			0			0			0	92
38	60	Andy CLOTWORTHY	B			0			0			0			0	14	16	30	14	20	34	11	14	25	89
39	100	Paul TOUGH	D	12	14	26	11	16	27			0			0			0	14	20	34			0	87
40	5	Paul TOMLINSON	C			0			0	12	14	26	12	16	28			0			0	13	16	29	83
41	33	Ross HOWIE	Pro			0	12	14	26	11	16	27	13	16	29			0			0			0	82
42	79	Eric HOLMES	Pro	13	20	33	13	20	33	13	0	13			0			0			0			0	79
43	45	Euan BEGBIE	D			0	8	8	16			0			0	13	14	27	13	14	27			0	70
44	53	Jamie GOUDIE	E	7	8	15	7	7	14	9	7	16	7	7	14	6	4	10			0			0	69
45	63	Martyn HENRY	C	12	25	37	13	16	29			0			0			0			0			0	66
46	10	Jack REID	D			0	6	7	13	11	14	25	13	14	27			0			0			0	65
47	13	Lewis SKENE	E			0			0			0			0	13	16	29	14	20	34			0	63
48	54	Russ PATON	Pro			0	14	16	30			0			0			0			0	13	16	29	59
49	81	Ian PITMAN	E			0			0	6	8	14	8	8	16	4	5	9	7	7	14			0	53
50	23	Andrew COWIE	D	9	10	19			0	12	0	12	11	9	20			0			0			0	51
51	56	Ian BIAGI	E	5	7	12	5	5	10	5	6	11	6	0	6			0			0	8	8	8	47
52	65	Kevn STRACHAN	F			0			0			0			0	13	12	25			0	10	9	19	44
53=	17	Mark GERAGHTY	D			0			0			0			0			0			0	15	20	35	35
53=	48	Robert JOBSON	F	15	20	35			0			0			0			0			0			0	35
55=	95	Wayne SUTHERLAND	A			0	14	20	34			0			0			0			0			0	34
55=	17	Craig McCREADY	B	14	20	34	0	0	0			0			0			0			0			0	34
57	99	Andy FORREST	B			0			0			0			0			0			0	14	16	30	30
58	40	Colin LINKLATER	Pro			0			0			0			0	13	16	29			0			0	29
59=	85	Lowell FORSYTH	A	12	0	12			0			0			0			0			0	12	0	12	24
59=	4	Mark DAWSON	D			0	12	12	24			0			0			0			0			0	24
61	10	Jack REID	C	11	10	21			0			0			0			0			0			0	21
62	160	Ray McGINLAY	F			0			0			0			0			0			0	9	10	19	19
63	68	Jason OGG	E			0			0			0			0	3	3	6	6	6	12			0	18
64	74	David WILSON	D			0	7	9	16			0			0			0			0			0	16
65	5	Paul TOMLINSON	D			0	9	6	15			0			0			0			0			0	15
66=	20	Hamich GORDON	B			0			0			0			0			0			0	12	0	12	12
66=	10	Jack REID	Pro			0			0			0			0			0			0	12	0	12	12