


Knockhill

8th July 2017

Anti-Clockwise



POWERED BY



RA MOTORSPORT DEVELOPMENTS



WHITELINE Nolathane



S.M.A.R.T.

Scottish Motorsports Automatic Race Timing

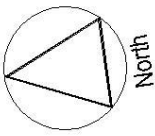
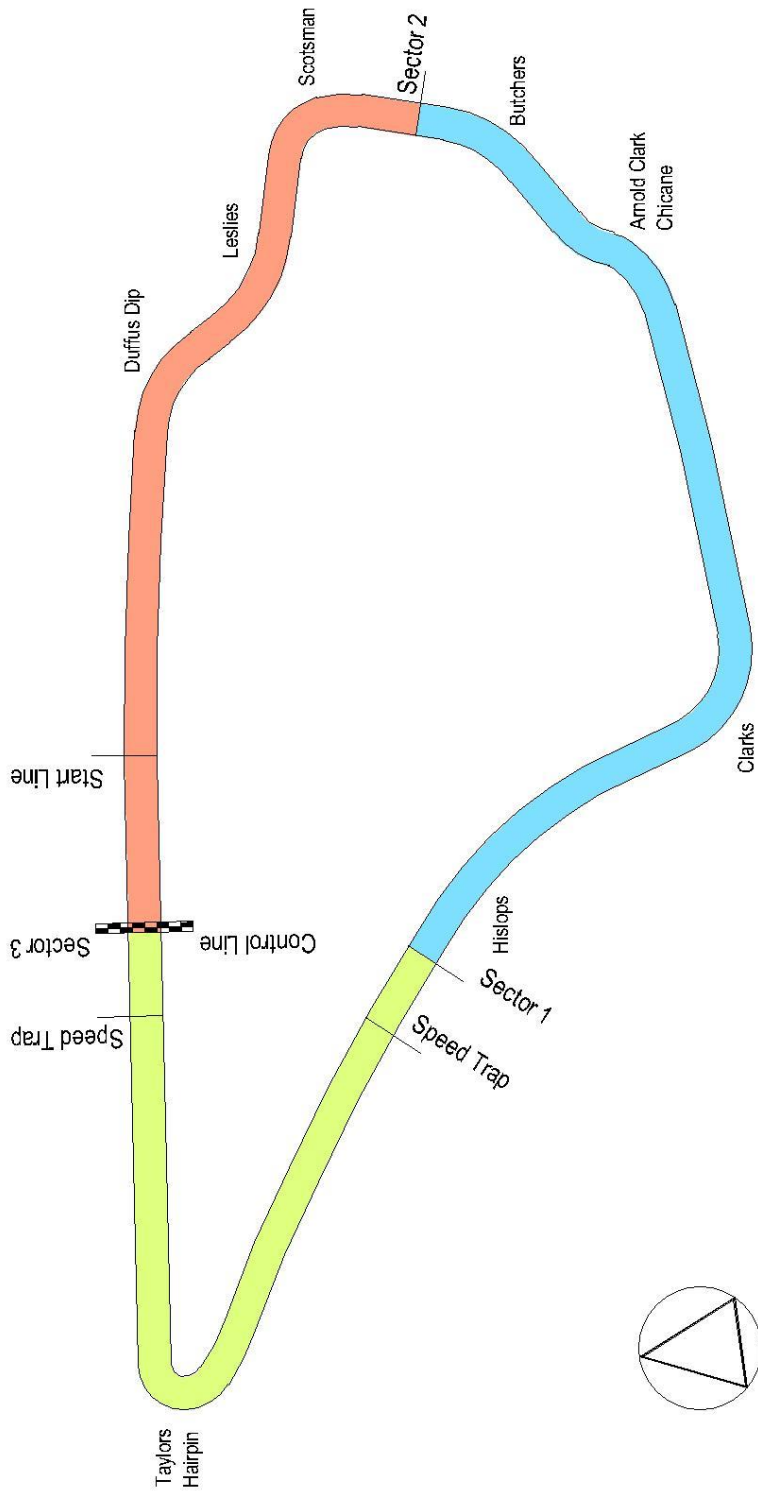

Ravenslea, Melrose Road, Galashiels, TD1 2AT

Telephone : 01896 – 752447

Scottish Motorsports Automatic Race Timing

Circuit layout

Knockhill – Anti Clockwise



Sector	Length
Sector 1	0.334 Mile
Sector 2	0.503 Mile
Sector 3	0.433 Mile

Super Lap Scotland - Round 3 AC

Sorted on best lap time

SsangYong Racing Challenge

Knockhill 1.267 miles

Familiarisation

08/07/2017 08:30

Practice (15:00 Time) started at 8:34:05

Pos	No.	Name	Make/Model	Class Code	Laps	Best Tm	Diff	Best Speed	2nd Best
1	94	Michael O'BRIEN	SsangYong Musso	SRC	10	1:05.165		69.989	1:05.518
2	7	James GORNALL	SsangYong Musso	SRC	14	1:05.791	0.626	69.323	1:06.037
3	2	Harry WEBB	SsangYong Musso	SRC	14	1:05.947	0.782	69.159	1:05.975
4	24	Lewis GRANT	SsangYong Musso	SRC	6	1:06.370	1.205	68.718	1:07.159
5	84	Gavin PELL	SsangYong Musso	SRC	11	1:06.641	1.476	68.439	1:06.647
6	15	Dean JONES	SsangYong Musso	SRC	12	1:06.663	1.498	68.416	1:06.817
7	89	Matt SMITH	SsangYong Musso	SRC	8	1:06.772	1.607	68.305	1:07.002
8	10	John MUNRO	SsangYong Musso	SRC	13	1:07.000	1.835	68.072	1:07.153
9	11	Luke WARR	SsangYong Musso	SRC	11	1:07.545	2.380	67.523	1:07.950
10	9	Natalie BYRT	SsangYong Musso	SRC	12	1:10.646	5.481	64.559	1:11.306

Clerk of the Course

Orbits

Sig : Time :
Chief Timekeeper : Ian Sharp (SMART Timing)
Resulats available at www.speedhive.com and www.smart-timing.co.uk



Super Lap Scotland - Round 3 AC

SsangYong Racing Challenge

Knockhill 1.267 miles

Familiarisation

08/07/2017 08:30

Practice (15:00 Time) started at 8:34:05

Lap	Time of Day	Lap Tm	S1	S2	S3	SFSpd	S1Spd	Lap	Time of Day	Lap Tm	S1	S2	S3	SFSpd	S1Spd
(94) Michael O'BRIEN								8	8:43:46.842	1:06.663	19.516				91.928
1	8:35:45.444				49.698	37.015		9	8:44:55.632	1:08.790	19.673				92.054
2	8:37:08.440	1:22.996	19.482	37.585	25.929	91.928		10	8:47:58.419	3:02.787	26.241				63.071
3	8:38:15.134	1:06.694	19.342			92.690		11	8:49:08.284	1:09.865	22.327				44.531
4	8:39:26.591	1:11.457	19.263	24.238	27.956	92.181		12	8:50:15.374	1:07.090	19.539	24.099	23.452		92.947
5	8:40:39.252	1:12.661	25.589			53.515		(89) Matt SMITH							
6	8:41:45.884	1:06.632	18.995			92.308		1	8:35:49.103	1:16.997			24.167		44.649
7	8:42:51.402	1:05.518	19.040			92.562		2	8:36:58.525	1:09.422	19.870	24.985	24.567		90.932
8	8:43:57.095	1:05.693	19.094			91.928		3	8:38:06.422	1:07.897	20.129				91.802
9	8:45:02.260	1:05.165	19.049			92.308		4	8:39:13.424	1:07.002	19.595				91.427
10	8:46:29.436	1:27.176	25.397			88.299		5	8:40:20.196	1:06.772	19.489				91.427
(7) James GORNALL								6	8:41:28.525	1:08.329	19.726	25.296	23.307		91.552
1	8:35:41.258	1:16.674			53.472	41.501		7	8:42:36.263	1:07.738	19.570				91.802
2	8:36:51.165	1:09.907	20.365	25.056	24.486	89.836		8	8:43:46.033	1:09.770	19.528	24.611	25.631		90.932
3	8:37:59.506	1:08.341	20.087			83.363		(10) John MUNRO							
4	8:39:06.991	1:07.485	19.762	24.353	23.370	82.645		1	8:35:42.105	1:21.694			57.036		40.040
5	8:40:14.288	1:07.297	20.154			85.487		2	8:36:53.897	1:11.792	21.410				89.002
6	8:41:20.747	1:06.459	19.716	23.593	23.150	85.815		3	8:38:03.299	1:09.402	20.250				91.677
7	8:42:27.072	1:06.325	19.687			85.706		4	8:39:10.980	1:07.681	19.879	24.526	23.276		91.552
8	8:43:33.591	1:06.519	19.672			85.815		5	8:40:23.780	1:12.800	23.256	25.954	23.590		88.532
9	8:44:39.703	1:06.112	19.674	23.507	22.931	85.815		6	8:41:31.250	1:07.470	19.630				91.303
10	8:45:45.740	1:06.037	19.580			85.706		7	8:42:38.550	1:07.300	19.704				91.928
11	8:46:51.801	1:06.061	19.507	23.457	23.097	85.925		8	8:43:45.766	1:07.216	19.700	23.986	23.530		91.802
12	8:47:57.592	1:05.791	19.191	23.414	23.186	89.957		9	8:44:59.594	1:13.828	23.417				85.815
13	8:49:03.772	1:06.180	19.342	23.569	23.269	90.320		10	8:46:28.458	1:28.864	25.822	35.902	27.140		91.303
14	8:50:10.235	1:06.463	19.325			89.836		11	8:47:37.503	1:09.045	19.762	25.518	23.765		87.040
(2) Harry WEBB								12	8:48:44.503	1:07.000	19.613				90.809
1	8:35:40.025	1:22.917			56.933	39.522		13	8:49:51.656	1:07.153	19.706				90.442
2	8:36:50.982	1:10.957	20.507			87.722		(11) Luke WARR							
3	8:38:00.898	1:09.916	21.003			79.417		1	8:38:02.224	1:10.278					
4	8:39:08.514	1:07.616	19.676	24.384	23.556	91.179		2	8:39:10.979	1:08.755					
5	8:40:15.570	1:07.056	19.553			91.802		3	8:40:19.455	1:08.476					
6	8:41:22.185	1:06.615	19.616			91.802		4	8:41:28.068	1:08.613					
7	8:42:29.389	1:07.204	19.423			91.677		5	8:43:43.655	2:15.587					
8	8:43:36.242	1:06.853	19.847			92.054		6	8:44:51.826	1:08.171					
9	8:44:42.189	1:05.947	19.331			92.181		7	8:46:00.232	1:08.406					
10	8:45:48.244	1:06.055	19.334			91.928		8	8:47:08.919	1:08.687					
11	8:46:54.219	1:05.975	19.320			91.427		9	8:48:16.869	1:07.950					
12	8:48:00.583	1:06.364	19.221			91.427		10	8:49:24.962	1:08.093					
13	8:49:07.740	1:07.157	19.292	24.779	23.086	91.677		11	8:50:32.507	1:07.545					
14	8:50:14.747	1:07.007	19.244	23.861	23.902	91.677		(9) Natalie BYRT							
(24) Lewis GRANT								1	8:35:40.620	1:25.658			58.320		34.916
1	8:35:46.529	1:12.503			48.768	46.249		2	8:36:57.014	1:16.394	22.349	28.521	25.524		82.341
2	8:36:58.210	1:11.681	19.624			93.465		3	8:38:10.066	1:13.052	20.480				90.077
3	8:38:05.747	1:07.537	19.736			92.562		4	8:40:33.252	2:23.186	21.575				89.596
4	8:39:12.117	1:06.370	19.694			92.690		5	8:41:50.014	1:16.762	23.897				38.835
5	8:40:19.456	1:07.339	19.551			93.335		6	8:43:02.182	1:12.168	20.399				89.836
6	8:41:26.615	1:07.159	20.008			92.947		7	8:44:16.509	1:14.327	20.744				89.002
(84) Gavin PELL								8	8:45:28.862	1:12.353	20.260				89.477
1	8:35:46.089	1:16.209			49.416	36.711		9	8:46:40.239	1:11.377	20.328				89.836
2	8:37:01.072	1:14.983	19.753	26.458	28.772	93.076		10	8:47:52.580	1:12.341	20.376	27.127	24.838		89.836
3	8:38:16.049	1:14.977	27.585			54.426		11	8:49:03.886	1:11.306	20.330	26.231	24.745		89.477
4	8:39:25.645	1:09.596	19.300	24.092	26.204	93.335		12	8:50:14.532	1:10.646	20.729	25.647	24.270		87.837
5	8:40:32.689	1:07.044	19.795			80.176		(15) Dean JONES							
6	8:41:39.482	1:06.793	19.576			91.928		1	8:35:52.178	1:14.908				51.048	44.709
7	8:42:46.123	1:06.641	19.554			92.181		2	8:37:01.595	1:09.417	20.054				92.054
8	8:43:53.847	1:07.724	19.620			91.677		3	8:38:10.196	1:08.601	20.045				91.928
9	8:45:00.494	1:06.647	19.689			91.677		4	8:39:18.082	1:07.886	20.264				91.677
10	8:49:18.142	4:17.648	21.955			91.055		5	8:40:25.716	1:07.634	19.842				91.802
11	8:50:29.063	1:10.921	23.979			33.304		6	8:41:33.362	1:07.646	19.827				90.077
(15) Dean JONES								7	8:42:40.179	1:06.817	19.638				91.427

Clerk of the Course

Sig : Time :
 Chief Timekeeper : Ian Sharp (SMART Timing)

Resulats available at www.speedhive.com and www.smart-timing.co.uk

Orbits





Qualifying Results

Bulletin No. _____

Super Lap Scotland - Round 3 AC

Sorted on best lap time

NSSCC Sports & Saloon Car Championship

Knockhill 1.267 miles

Familiarisation

08/07/2017 08:50

Practice started at 8:53:32

Pos	No.	Name	Make/Model	Class Code	Laps	Best Tm	Diff	Best Speed	2nd Best
1	00	Andy ROBINSON	Ford Falcon	A1	9	56.374		80.903	56.407
2	79	Paul BRYDON	BMW M3	A1	9	56.778	0.404	80.328	57.188
3	70	Eduardo De SOUSA	Renault Megane	A1	11	59.234	2.860	76.997	59.354
4	621	Drew MYERSCOUGH	Westfield	A1	10	59.567	3.193	76.567	1:00.144
5	22	Simon MAYNE	AB Arion	E2	12	59.585	3.211	76.543	59.757
6	12	Scott HUBEL	Peugeot 205 T16	A2	12	59.742	3.368	76.342	59.900
7	57	Phil JORDAN	Ginetta G50 GT4	A1	12	1:00.419	4.045	75.487	1:00.984
8	41	Stuart CARR	Porsche GT4	A1	14	1:01.224	4.850	74.494	1:01.366
9	5	Neil FINNIGHAN	Caterham R400SV	E1	13	1:01.261	4.887	74.449	1:01.966
10	55	Daniel McKAY	Ford Fiesta RS1600	D	12	1:01.535	5.161	74.118	1:01.814
11	7	Alan McPHERSON	MK Indy	A2	11	1:01.751	5.377	73.859	1:01.812
12	4	Paul TAYLOR	Mini Cooper	B1	9	1:02.283	5.909	73.228	1:02.312
13	59	Damien McKAY	Ginetta G20	E1	9	1:02.330	5.956	73.172	1:04.888
14	77	Mark LEYBOURNE	Westfield FW	E2	8	1:02.364	5.990	73.133	1:02.720
15	63	Kyle MURCHIE	Pell Genesis	E2	6	1:02.550	6.176	72.915	1:03.401
16	31	Gary BOWERS	BMW E46 328	B2	14	1:02.909	6.535	72.499	1:03.087
17	85	Clive COOKSEY	Ford Fiesta	D	14	1:03.376	7.002	71.965	1:03.519
18	8	Dave BOTTERILL	Porsche 944T	B1	7	1:03.389	7.015	71.950	1:03.465
19	72	Carl CHAMBERS	Peugeot 306	C	13	1:03.815	7.441	71.470	1:04.649
20	84	Peter PARKIN	Peugeot 306	C	13	1:06.052	9.678	69.049	1:06.074

Clerk of the Course

Orbits

Sig : Time :
Chief Timekeeper : Ian Sharp (SMART Timing)

Resulats available at www.speedhive.com and www.smart-timing.co.uk

Printed: 10/07/2017 18:33:40





Qualifying Results

Bulletin No. _____

Super Lap Scotland - Round 3 AC

NSSCC Sports & Saloon Car Championship

Knockhill 1.267 miles

Familiarisation

08/07/2017 08:50

Practice started at 8:53:32

Lap	Time of Day	Lap Tm	S1	S2	S3	SFSpd	S1Spd
(00) Andy ROBINSON							
1	8:55:36.462	1:16.053	24.018	29.574	22.461	54.692	
2	8:56:39.783	1:03.321	18.368	24.377	20.576	110.012	
3	8:57:39.484	59.701	17.358	22.548	19.795	119.621	
4	8:58:39.649	1:00.165	17.917	22.618	19.630	116.103	
5	8:59:36.023	56.374	16.410	21.168	18.796	132.624	
6	9:00:32.430	56.407	16.141	21.689	18.577	132.886	
7	9:01:29.288	56.858	16.248	21.158	19.452	130.814	
8	9:02:28.206	58.918	16.313	22.993	19.612	131.842	
9	9:03:25.360	57.154	16.497	21.719	18.938	132.624	

(79) Paul BRYDON							
1	8:54:51.840	1:19.661	28.545	28.395	22.721	31.300	
2	8:55:57.226	1:05.386	19.265	25.867	20.254	98.833	
3	8:56:56.592	59.366	16.806	22.945	19.615	127.824	
4	8:57:54.239	57.647	16.657	20.893	20.097	125.670	
5	8:58:51.427	57.188	16.435	20.780	19.973	124.968	
6	8:59:48.687	57.260	16.086	21.749	19.425	126.142	
7	9:00:45.465	56.778	16.202	20.892	19.684	125.435	
8	9:01:44.006	58.541	17.283	22.799	18.459	124.273	
9	9:02:50.067	1:06.061	20.225	24.895	20.941	127.339	

(70) Eduardo De SOUSA							
1	8:55:28.262	1:26.043	27.918	31.495	26.630	47.292	
2	8:56:41.024	1:12.762	21.975	26.998	23.789	70.270	
3	8:57:49.872	1:08.848	19.753	27.199	21.896	87.153	
4	8:58:54.525	1:04.653	18.566	25.155	20.932	105.349	
5	8:59:56.826	1:02.301	18.199	24.062	20.040	121.133	
6	9:00:59.225	1:02.399	18.515	24.307	19.577	122.459	
7	9:02:00.979	1:01.754	18.279	23.800	19.675	110.739	
8	9:03:00.983	1:00.004	17.096	23.883	19.025	124.504	
9	9:04:00.217	59.234	17.036	23.209	18.989	127.339	
10	9:04:59.571	59.354	16.978	22.971	19.405	127.098	
11	9:05:59.962	1:00.391	17.223	23.059	20.109	116.103	

(621) Drew MYERSCOUGH							
1	8:55:38.151	1:23.990	26.458			45.933	
2	8:56:47.454	1:09.303	20.353			81.938	
3	8:57:55.019	1:07.565	18.765			102.142	
4	8:58:57.417	1:02.398	18.182			109.832	
5	8:59:58.073	1:00.656	17.152			112.786	
6	9:00:58.407	1:00.334	17.047			115.504	
7	9:01:59.105	1:00.698	17.054			116.506	
8	9:02:59.580	1:00.475	16.901			115.703	
9	9:03:59.147	59.567	16.769			110.374	
10	9:04:59.291	1:00.144	17.042			113.166	

(22) Simon MAYNE							
1	8:55:17.969	1:26.326	29.056			41.145	
2	8:56:27.999	1:10.030	20.186			93.205	
3	8:57:36.891	1:08.892	19.831			83.675	
4	8:58:44.035	1:07.144	19.062			97.540	
5	8:59:44.980	1:00.945	17.518			111.105	
6	9:00:47.537	1:02.557	17.439			113.742	
7	9:01:50.934	1:03.397	19.701			57.702	
8	9:02:51.631	1:00.697	17.510			111.660	
9	9:03:52.332	1:00.701	17.628			113.742	
10	9:04:52.089	59.757	16.970			112.597	
11	9:05:51.674	59.585	16.934			113.166	
12	9:06:54.050	1:02.376	18.654			111.660	

(12) Scott HUBEL							
1	8:55:13.945	1:25.244	28.406	30.749	26.089	48.037	
2	8:56:27.354	1:13.409	21.092	27.556	24.761	90.932	
3	8:57:33.176	1:05.822	19.251	25.421	21.150	87.722	
4	8:58:35.538	1:02.362	17.898	23.519	20.945	110.739	
5	8:59:36.644	1:01.106	17.393	22.827	20.886	110.374	
6	9:00:37.893	1:01.249	17.507	22.485	21.257	106.859	
7	9:01:38.666	1:00.773	17.574	22.854	20.345	109.653	
8	9:02:39.010	1:00.344	17.229	22.854	20.261	110.922	
9	9:03:38.910	59.900	17.092	22.726	20.082	112.976	
10	9:04:40.084	1:01.174	17.532	23.747	19.895	113.357	
11	9:05:39.826	59.742	17.058	22.430	20.254	113.549	

Lap	Time of Day	Lap Tm	S1	S2	S3	SFSpd	S1Spd
12	9:06:45.354	1:05.528	19.097	24.236	22.195	106.351	
(57) Phil JORDAN							
1	8:55:45.646	1:21.994	25.105	32.244	24.645	56.727	
2	8:56:57.468	1:11.822	20.938	27.364	23.520	100.762	
3	8:58:03.334	1:05.866	19.185	25.338	21.343	105.848	
4	8:59:09.591	1:06.257	18.339	24.646	23.272	114.323	
5	9:00:13.571	1:03.980	18.387	24.806	20.787	99.863	
6	9:01:20.149	1:06.578	19.656	25.693	21.229	96.281	
7	9:02:22.282	1:02.133	17.801	23.901	20.431	115.107	
8	9:03:23.266	1:00.984	17.655	23.344	19.985	115.305	
9	9:04:24.963	1:01.697	17.469	23.645	20.583	115.903	
10	9:05:26.519	1:01.556	18.177	23.214	20.165	113.935	
11	9:06:26.938	1:00.419	17.312	23.130	19.977	116.709	
12	9:07:28.724	1:01.786	17.940	23.623	20.223	116.506	

(41) Stuart CARR							
1	8:55:11.873	1:27.043	28.427	32.280	26.336	46.186	
2	8:56:25.921	1:14.048	20.889	29.040	24.119	98.111	
3	8:57:35.264	1:09.343	20.009	27.643	21.691	103.084	
4	8:58:44.639	1:09.375	18.683	27.685	23.007	114.323	
5	8:59:49.174	1:04.535	18.935	24.459	21.141	100.011	
6	9:00:51.543	1:02.369	17.627	23.838	20.904	116.709	
7	9:01:54.783	1:03.240	18.220	24.369	20.651	113.357	
8	9:02:56.007	1:01.224	17.491	23.435	20.298	117.321	
9	9:03:58.242	1:02.235	17.525	23.792	20.918	118.147	
10	9:04:59.608	1:01.366	17.531	22.960	20.875	115.703	
11	9:06:01.689	1:02.081	18.464	23.364	20.253	101.832	
12	9:07:06.065	1:04.376	17.518	24.466	22.392	111.105	
13	9:08:13.737	1:07.672	20.530	25.902	21.240	113.357	
14	9:09:18.889	1:05.152	18.039	24.996	22.117	111.660	

(5) Neil FINNIGHAN							
1	8:55:49.409	1:19.904	24.574	29.618	25.712	34.556	
2	8:57:04.601	1:15.192	19.799	28.762	26.631	87.608	
3	8:58:11.227	1:06.626	20.176	25.161	21.289	71.773	
4	8:59:14.302	1:03.075	18.130	24.211	20.734	114.518	
5	9:00:18.003	1:03.701	17.904	24.367	21.430	117.321	
6	9:01:34.392	1:16.389	17.911	29.008	29.470	116.103	
7	9:02:39.409	1:05.017	18.800	24.192	22.025	66.312	
8	9:03:41.400	1:01.991	17.839	23.461	20.691	88.068	
9	9:04:44.767	1:03.367	17.531	25.142	20.694	118.985	
10	9:05:47.684	1:02.917	17.711	24.148	21.058	118.565	
11	9:06:49.650	1:01.966	18.283	22.906	20.777	115.107	
12	9:07:52.423	1:02.773	17.245	23.964	21.564	115.107	
13	9:08:53.684	1:01.261	17.500	22.952	20.809	115.903	

(55) Daniel McKay							
1	8:54:53.646	1:19.585	27.628	28.985	22.972	34.169	
2	8:55:59.405	1:05.759	19.585	24.613	21.561	102.454	
3	8:57:02.772	1:03.367	18.287	22.666	22.414	106.015	
4	8:58:04.307	1:01.535	18.339	22.478	20.718	101.524	
5	8:59:09.013	1:04.706	18.184	24.248	22.274	107.544	
6	9:00:13.254	1:04.241	17.777	24.031	22.433	104.204	
7	9:01:17.143	1:03.889	18.402	24.598	20.889	103.402	
8	9:02:19.201	1:02.058	17.966	22.926	21.166	106.689	
9	9:03:21.384	1:02.183	18.211	23.030	20.942	107.030	
10	9:04:23.357	1:01.973	18.127	22.949	20.897	107.201	
11	9:05:26.577	1:03.220	18.684	23.202	21.334	106.859	
12	9:06:28.391	1:01.814	18.421	22.928	20.465	105.184	

(7) Alan McPHERSON							
1	8:55:24.976	1:43.324	44.451	32.060	26.813	37.935	
2	8:56:39.533	1:14.557	23.938	26.710	23.909	75.317	
3	8:57:50.469	1:10.936	20.801	27.093	23.042	97.257	
4	8:58:55.892	1:05.423	20.107	24.027	21.289	96.558	
5	8:59:59.305	1:03.413	18.919	23.688	20.806	106.183	
6	9:01:01.056	1:01.751	18.107	23.183	20.461	106.520	
7	9:02:04.225	1:03.169	18.141	24.1			



Qualifying Results

Bulletin No. _____

Super Lap Scotland - Round 3 AC

NSSCC Sports & Saloon Car Championship

Knockhill 1.267 miles

Familiarisation

08/07/2017 08:50

Practice started at 8:53:32

Lap	Time of Day	Lap Tm	S1	S2	S3	SFSpd	S1Spd
(4) Paul TAYLOR							
1	8:54:56.024	1:20.444	27.263	29.047	24.134	36.294	
2	8:56:01.823	1:05.799	19.713	24.583	21.503	84.625	
3	8:57:04.820	1:02.997	18.651	23.172	21.174	102.142	
4	8:58:07.103	1:02.283	18.189	23.107	20.987	103.242	
5	8:59:10.147	1:03.044	17.939	23.213	21.892	107.201	
6	9:00:14.177	1:04.030	18.496	24.719	20.815	92.690	
7	9:01:22.003	1:07.826	19.970	26.073	21.783	102.142	
8	9:02:24.315	1:02.312	18.469	23.144	20.699	107.544	
9	9:03:26.760	1:02.445	18.131	22.948	21.366	109.474	

(59) Damien McKAY							
1	8:57:38.428	1:09.764					
2	8:58:45.649	1:07.221					
3	8:59:51.761	1:06.112					
4	9:00:57.210	1:05.449					
5	9:01:59.540	1:02.330					
6	9:03:08.523	1:08.983					
7	9:04:14.346	1:05.823					
8	9:05:19.372	1:05.026					
9	9:06:24.260	1:04.888					

(77) Mark LEYBOURNE							
1	8:55:22.245	1:28.776	29.153	33.516	26.107	44.150	
2	8:56:36.739	1:14.494	22.432	28.511	23.551	90.686	
3	8:57:49.471	1:12.732	22.697	27.378	22.657	98.111	
4	8:58:51.835	1:02.364	17.928	23.506	20.930	107.030	
5	8:59:55.384	1:03.549	18.505	23.880	21.164	111.290	
6	9:00:58.104	1:02.720	18.314	23.505	20.901	110.922	
7	9:02:01.196	1:03.092	18.474	23.789	20.829	113.166	
8	9:03:06.657	1:05.461	18.504	25.223	21.734	112.220	

(63) Kyle MURCHIE							
1	8:55:22.787	1:25.769	26.504	33.391	25.874	41.424	
2	8:56:30.479	1:07.692	19.766	25.791	22.135	93.205	
3	8:57:36.914	1:06.435	19.793	25.041	21.601	110.739	
4	8:58:40.315	1:03.401	17.641	24.814	20.946	112.033	
5	8:59:42.865	1:02.550	17.982	23.821	20.747	112.220	
6	9:00:47.106	1:04.241	18.062	22.789	23.390	111.474	

(31) Gary BOWERS							
1	8:54:55.616	1:18.324	27.217			38.926	
2	8:56:00.538	1:04.922	19.296			103.242	
3	8:57:03.447	1:02.909	18.697			107.030	
4	8:58:07.974	1:04.527	18.577			106.689	
5	8:59:11.899	1:03.925	19.034			87.608	
6	9:00:16.080	1:04.181	18.201			107.890	
7	9:01:22.662	1:06.582	18.951			108.064	
8	9:02:31.468	1:08.806	20.103			102.926	
9	9:03:35.340	1:03.872	18.104			108.413	
10	9:04:38.427	1:03.087	19.331			107.544	
11	9:05:49.068	1:10.641	20.055			105.848	
12	9:06:54.830	1:05.762	19.656			81.244	
13	9:07:59.830	1:05.000	19.690			86.590	
14	9:09:05.270	1:05.440	18.730			108.238	

(85) Clive COOKSEY							
1	8:55:07.431	1:24.477	27.397	30.844	26.236	42.880	
2	8:56:17.467	1:10.036	20.341	26.916	22.779	95.053	
3	8:57:23.319	1:05.852	18.943	24.556	22.353	105.349	
4	8:58:28.547	1:05.228	19.080	24.198	21.950	102.454	
5	8:59:32.466	1:03.919	18.352	24.144	21.423	106.183	
6	9:00:37.963	1:05.497	18.586	24.646	22.265	106.351	
7	9:01:42.765	1:04.802	18.892	24.132	21.778	94.120	
8	9:02:47.328	1:04.563	18.943	24.161	21.459	106.689	
9	9:03:50.704	1:03.376	18.157	23.822	21.397	106.689	
10	9:04:55.480	1:04.776	18.934	24.496	21.346	107.544	
11	9:05:59.664	1:04.184	18.232	23.862	22.090	107.717	
12	9:07:07.045	1:07.381	21.218	23.943	22.220	63.489	
13	9:08:10.564	1:03.519	18.477	23.791	21.251	105.349	
14	9:09:15.588	1:05.024	18.371	23.651	23.002	107.717	

(8) Dave BOTTERILL							
1	8:55:30.054	1:14.005	23.387	27.979	22.639	46.570	

Lap	Time of Day	Lap Tm	S1	S2	S3	SFSpd	S1Spd
2	8:56:38.486	1:08.432	19.352	26.659	22.421	100.011	
3	8:57:44.399	1:05.913	19.415	25.093	21.405	109.832	
4	8:58:48.673	1:04.274	18.697	24.339	21.238	111.290	
5	8:59:52.257	1:03.584	18.316			113.166	
6	9:00:55.646	1:03.389	18.600	23.762	21.027	112.033	
7	9:01:59.111	1:03.465	18.294			112.033	

(72) Carl CHAMBERS							
1	8:55:29.433	1:19.092	24.439	29.278	25.375	46.345	
2	8:56:43.992	1:14.559	23.038	28.435	23.086	74.647	
3	8:57:53.544	1:09.552	20.094	26.967	22.491	97.824	
4	8:59:02.996	1:09.452	20.455	26.656	22.341	103.084	
5	9:00:11.398	1:08.402	19.399	26.887	22.116	106.183	
6	9:01:20.454	1:09.056	19.425	27.386	22.245	103.882	
7	9:02:29.147	1:08.693	20.508	26.348	21.837	105.349	
8	9:03:35.055	1:05.908	18.735	24.936	22.237	107.372	
9	9:04:42.645	1:07.590	20.422	25.656	21.512	106.859	
10	9:05:47.294	1:04.649	18.356	24.880	21.413	109.474	
11	9:06:53.190	1:05.896	19.007	25.506	21.383	111.290	
12	9:07:58.250	1:05.060	18.788	25.190	21.082	105.020	
13	9:09:02.065	1:03.815	18.285	24.607	20.923	108.941	

(84) Peter PARKIN							
1	8:55:34.385	1:21.469	24.571	31.605	25.293	48.244	
2	8:56:45.952	1:11.567	19.879	28.165	23.523	98.111	
3	8:57:54.923	1:08.971	20.051	26.290	22.630	101.371	
4	8:59:04.628	1:09.705	20.354	26.413	22.938	103.882	
5	9:00:13.143	1:08.515	19.886	25.963	22.666	102.454	
6	9:01:22.047	1:08.904	20.252	26.423	22.229	100.762	
7	9:02:31.580	1:09.533	20.160	26.280	23.093	102.926	
8	9:03:37.812	1:06.232	19.168	24.965	22.099	102.298	
9	9:04:45.049	1:07.237	20.120	24.942	22.175	103.721	
10	9:05:51.534	1:06.485	19.784	24.516	22.185	103.242	
11	9:06:58.237	1:06.703	19.942	24.574	22.187	103.084	
12	9:08:04.289	1:06.052	19.809	24.165	22.078	102.611	
13	9:09:10.363	1:06.074	19.354	24.547	22.173	102.298	

Clerk of the Course

Orbits

Sig : Time :
Chief Timekeeper : Ian Sharp (SMART Timing)

Results available at www.speedhive.com and www.smart-timing.co.uk





Bulletin No. _____

Super Lap Scotland - Round 3 AC

Sorted on best lap time

MG Trophy

Knockhill 1.267 miles

Familiarisation

08/07/2017 09:10

Practice (15:00 Time) started at 9:14:20

Pos	No.	Name	Make/Model	Class Code	Laps	Best Tm	Diff	Best Speed	2nd Best
1	73	Ross MAKAR	MG ZR 190	A	15	1:00.309		75.625	1:00.516
2	99	Doug COLE	MG ZR 190	A	13	1:00.438	0.129	75.463	1:01.460
3	22	Gary WETTON	MG ZR 190	A	7	1:01.264	0.955	74.446	1:02.692
4	4	Simon BYRNE	MG ZR 170	B	9	1:01.916	1.607	73.662	1:02.318
5	31	Jack ROBERTS	MG ZR 170	B	9	1:02.067	1.758	73.483	1:02.086
6	55	Tom BUTLER	MG ZR 170	B	13	1:02.166	1.857	73.366	1:02.204
7	88	James COLE	MG ZR 170	B	14	1:02.272	1.963	73.241	1:02.295
8	46	Ryan FIRTH	MG ZR 170	B	10	1:02.279	1.970	73.232	1:02.517
9	63	Ollie HOOD	MG ZR 170	B	13	1:02.464	2.155	73.015	1:02.899
10	13	Andrew ROGERSON	MG ZR 170	B	7	1:02.655	2.346	72.793	1:03.353
11	77	Robin WALKER	MG ZR 190	A	9	1:02.823	2.514	72.598	1:02.924
12	33	Patrick BOOTH	MG ZR 170	B	14	1:02.902	2.593	72.507	1:03.010
13	64	Matt TURNBULL	MG ZR 160	C	14	1:03.860	3.551	71.419	1:03.863
14	7	Will PAYNE	MG ZR 170	B	4	1:03.989	3.680	71.275	1:08.077
15	50	John BOOTH	MG ZR 160	C	13	1:04.391	4.082	70.830	1:05.014
16	32	Iain DOWLER	MG ZR 170	B	9	1:04.586	4.277	70.617	1:05.500
17	39	James BLAKE	MG ZR 170	B	13	1:05.056	4.747	70.106	1:05.209
18	90	Joe CRUTTENDEN	MG ZR 160	C	10	1:05.203	4.894	69.948	1:06.148
19	58	Tony JONES	MG ZR 160	C	12	1:06.673	6.364	68.406	1:07.105
20	37	Mike HARRIS	MG ZR 170	B	4	1:06.964	6.655	68.109	1:09.644
21	80	Tylor BALLARD	MG ZR 160	C	2	1:07.597	7.288	67.471	2:16.944
22	75	Andy SPENCER	MG ZR 160	C	1	4:23.438	3:23.129	17.313	-
23	19	Richard MARSH	MG ZR 170	B					

Announcements

Car No.19, 75 & 80 - No working transponders - Please fix before Qualifying

Clerk of the Course

Sig : Time :
 Chief Timekeeper : Ian Sharp (SMART Timing)
 Resulats available at www.speedhive.com and www.smart-timing.co.uk

Printed: 10/07/2017 18:37:17



Super Lap Scotland - Round 3 AC

MG Trophy

Knockhill 1.267 miles

Familiarisation

08/07/2017 09:10

Practice (15:00 Time) started at 9:14:20

Lap	Time of Day	Lap Tm	S1	S2	S3	SFSpd	S1Spd
(73) Ross MAKAR							
1	9:15:44.563	1:16.466	25.070	27.925	23.471	37.097	
2	9:16:52.594	1:08.031	19.686	25.848	22.497	98.979	
3	9:17:57.163	1:04.569	18.817	24.099	21.653	103.242	
4	9:18:59.986	1:02.823	18.282	23.350	21.191	104.692	
5	9:20:02.226	1:02.240	18.418	23.016	20.806	104.692	
6	9:21:03.870	1:01.644	18.216	22.630	20.798	106.015	
7	9:22:06.079	1:02.209	18.059	23.378	20.772	106.689	
8	9:23:08.667	1:02.588	18.053	22.528	22.007	106.351	
9	9:24:10.379	1:01.712	18.340	22.582	20.790	104.204	
10	9:25:11.119	1:00.740	18.051	22.289	20.400	106.689	
11	9:26:13.122	1:02.003	17.872	22.417	21.714	107.717	
12	9:27:17.649	1:04.527	18.221	23.801	22.505	106.015	
13	9:28:18.731	1:01.082	18.153	22.398	20.531	99.272	
14	9:29:19.247	1:00.516	17.859	22.259	20.398	105.848	
15	9:30:19.556	1:00.309	17.866	22.015	20.428	105.848	

Lap	Time of Day	Lap Tm	S1	S2	S3	SFSpd	S1Spd
(99) Doug COLE							
1	9:16:27.008	1:16.898	23.596	28.274	25.028	55.784	
2	9:17:34.180	1:07.172	20.047	25.259	21.866	90.077	
3	9:18:38.034	1:03.854	18.545	23.431	21.878	104.692	
4	9:19:40.103	1:02.069	17.968	23.078	21.023	104.692	
5	9:20:41.563	1:01.460	17.868	22.991	20.601	107.372	
6	9:21:43.489	1:01.926	17.769	22.481	21.676	108.941	
7	9:22:45.764	1:02.275	18.198	22.989	21.088	108.238	
8	9:23:47.836	1:02.072	17.811	23.349	20.912	107.890	
9	9:25:50.182	2:02.346	18.243	22.885	1:21.218	108.588	
10	9:26:55.461	1:05.279	20.877	23.645	20.757	43.407	
11	9:27:56.997	1:01.536	17.784	22.613	21.139	108.064	
12	9:28:57.435	1:00.438	17.696	22.247	20.495	106.183	
13	9:29:59.377	1:01.942	17.942	22.499	21.501	108.064	

Lap	Time of Day	Lap Tm	S1	S2	S3	SFSpd	S1Spd
(22) Gary WETTON							
1	9:16:14.685	1:17.955	24.927	28.853	24.175	39.198	
2	9:17:25.212	1:10.527	20.021	26.557	23.949	85.925	
3	9:18:30.585	1:05.373	19.303	24.385	21.685	96.697	
4	9:19:33.277	1:02.692	18.265	23.350	21.077	104.204	
5	9:20:36.061	1:02.784	18.042	23.247	21.495	106.015	
6	9:21:39.944	1:03.883	17.997	24.479	21.407	105.349	
7	9:22:41.208	1:01.264	17.927	22.824	20.513	106.015	

Lap	Time of Day	Lap Tm	S1	S2	S3	SFSpd	S1Spd
(4) Simon BYRNE							
1	9:16:43.959	1:16.900	24.551	28.019	24.330	40.994	
2	9:17:50.283	1:06.324	19.382	24.657	22.285	92.435	
3	9:18:53.961	1:03.678	18.483	23.487	21.708	101.218	
4	9:19:56.673	1:02.712	18.275	22.896	21.541	102.298	
5	9:20:59.861	1:03.188	18.272	23.018	21.898	102.768	
6	9:22:02.982	1:03.121	18.158			102.926	
7	9:23:05.679	1:02.697	18.097			102.298	
8	9:24:07.997	1:02.318	18.074	22.662	21.582	102.926	
9	9:25:09.913	1:01.916	18.124			102.926	

Lap	Time of Day	Lap Tm	S1	S2	S3	SFSpd	S1Spd
(31) Jack ROBERTS							
1	9:15:56.214	1:12.398	23.463	26.125	22.810	50.230	
2	9:17:06.074	1:09.860	19.504	26.492	23.864	102.298	
3	9:18:11.766	1:05.692	19.050	24.638	22.004	101.832	
4	9:19:15.396	1:03.630	18.802	23.152	21.676	102.768	
5	9:20:18.758	1:03.362	18.541	23.204	21.617	103.561	
6	9:21:21.663	1:02.905	18.253	23.219	21.433	103.882	
7	9:22:23.730	1:02.067	18.205	22.747	21.115	104.529	
8	9:23:25.816	1:02.086	18.290	22.548	21.248	105.848	
9	9:26:02.655	2:36.839	18.270	22.729	1:55.840	105.681	

Lap	Time of Day	Lap Tm	S1	S2	S3	SFSpd	S1Spd
(55) Tom BUTLER							
1	9:15:45.237	1:15.803	24.235	28.008	23.560	39.921	
2	9:16:53.421	1:08.184	20.043	25.470	22.671	98.833	
3	9:17:58.043	1:04.622	19.212	23.810	21.600	101.987	
4	9:19:01.374	1:03.331	18.729	23.163	21.439	103.721	
5	9:20:04.946	1:03.572	18.808	23.254	21.510	103.242	
6	9:21:08.237	1:03.291	18.656	23.196	21.439	103.242	
7	9:22:11.359	1:03.122	18.677	23.040	21.405	103.402	
8	9:23:14.968	1:03.609	18.587	23.667	21.355	104.366	
9	9:24:17.872	1:02.904	18.572	22.814	21.518	103.561	

Lap	Time of Day	Lap Tm	S1	S2	S3	SFSpd	S1Spd
10	9:25:20.625	1:02.753	18.542	22.887	21.324	104.204	
11	9:26:23.135	1:02.510	18.565	22.696	21.249	103.084	
12	9:27:25.339	1:02.204	18.396	22.682	21.126	103.882	
13	9:28:27.505	1:02.166	18.348	22.627	21.191	103.721	

Lap	Time of Day	Lap Tm	S1	S2	S3	SFSpd	S1Spd
(88) James COLE							
1	9:15:48.590	1:13.862	22.774	27.548	23.540	48.984	
2	9:16:57.972	1:09.382	19.455	24.622	25.305	100.762	
3	9:18:02.453	1:04.481	18.897	23.348	22.236	101.066	
4	9:19:05.905	1:03.452	18.434	23.347	21.671	101.371	
5	9:20:09.247	1:03.342	18.565	23.223	21.554	102.298	
6	9:21:12.411	1:03.164	18.417	23.035	21.712	103.402	
7	9:22:15.496	1:03.085	18.505	23.133	21.447	101.987	
8	9:23:18.398	1:02.902	18.451	23.103	21.348	102.611	
9	9:24:21.631	1:03.233	18.398	23.239	21.596	103.242	
10	9:25:24.507	1:02.876	18.502	22.917	21.457	102.768	
11	9:26:26.779	1:02.272	18.280	22.623	21.369	103.084	
12	9:27:29.098	1:02.319	18.205	22.708	21.406	102.768	
13	9:28:31.393	1:02.295	18.262	22.659	21.374	102.298	
14	9:29:35.998	1:04.605	18.362	22.882	23.361	102.298	

Lap	Time of Day	Lap Tm	S1	S2	S3	SFSpd	S1Spd
(46) Ryan FIRTH							
1	9:16:21.426	1:14.733	23.036	27.651	24.046	46.506	
2	9:17:29.039	1:07.613	19.716	24.873	23.024	93.857	
3	9:18:34.840	1:05.801	18.842	24.046	22.913	98.543	
4	9:19:37.357	1:02.517	18.146	22.653	21.718	102.611	
5	9:20:39.888	1:02.531	18.202	22.696	21.633	102.454	
6	9:21:43.570	1:03.682	18.086	22.795	22.801	102.926	
7	9:22:50.315	1:06.745	19.061	25.039	22.645	92.435	
8	9:23:52.594	1:02.279	18.089	22.603	21.587	102.298	
9	9:24:55.625	1:03.031	18.098	22.513	22.420	103.242	
10	9:26:06.822	1:11.197	20.711	27.183	23.303	95.323	

Lap	Time of Day	Lap Tm	S1	S2	S3	SFSpd	S1Spd
(63) Ollie HOOD							
1	9:16:58.434	1:27.873	27.064	31.675	29.134	32.388	
2	9:18:06.501	1:08.067	21.396	24.700	21.971	65.599	
3	9:19:11.528	1:05.027	19.358	24.058	21.611	100.611	
4	9:20:15.511	1:03.983	19.010	23.430	21.543	101.066	
5	9:21:19.271	1:03.760	19.004	23.331	21.425	101.987	
6	9:22:22.345	1:03.074	18.675	23.095	21.304	102.142	
7	9:23:26.527	1:04.182	18.754	24.284	21.144	103.242	
8	9:24:28.991	1:02.464	18.387	22.812	21.265	104.529	
9	9:25:32.178	1:03.187	18.557	23.088	21.542	103.561	
10	9:26:35.077	1:02.899	18.684	22.918	21.297	104.692	
11	9:27:38.042	1:02.965	18.506	23.077</			

Super Lap Scotland - Round 3 AC

MG Trophy

Knockhill 1.267 miles

Familiarisation

08/07/2017 09:10

Practice (15:00 Time) started at 9:14:20

Lap	Time of Day	Lap Tm	S1	S2	S3	SFSpd	S1Spd
6	9:21:17.655	1:03.637	18.776	23.171	21.690	101.524	
7	9:22:20.665	1:03.010	18.621	22.990	21.399	102.611	
8	9:23:24.436	1:03.771	18.545	23.149	22.077	103.721	
9	9:24:27.494	1:03.058	18.522	22.780	21.756	102.142	
10	9:25:31.848	1:04.354	18.704	23.708	21.942	102.768	
11	9:26:34.750	1:02.902	18.539	22.859	21.504	104.204	
12	9:27:38.039	1:03.289	18.452	22.692	22.145	102.926	
13	9:28:41.918	1:03.879	19.430	22.849	21.600	99.125	
14	9:29:46.754	1:04.836	18.566	23.860	22.410	103.402	

Lap	Time of Day	Lap Tm	S1	S2	S3	SFSpd	S1Spd
1	9:15:47.268	1:15.320	24.033			46.090	
2	9:17:13.036	1:25.768	20.019			98.254	
3	9:18:21.131	1:08.095	19.290			96.005	
4	9:19:27.751	1:06.620	19.501			97.117	
5	9:20:36.182	1:08.431	20.669	24.338	23.424	98.833	
6	9:21:43.874	1:07.692	19.218			98.979	
7	9:22:51.315	1:07.441	19.997			92.054	
8	9:23:57.671	1:06.356	19.372			100.762	
9	9:25:02.874	1:05.203	19.347	23.515	22.341	100.310	
10	9:26:09.022	1:06.148	19.260	23.578	23.310	98.833	

(64) Matt TURNBULL

1	9:15:45.976	1:15.408	24.108	27.703	23.597	42.716	
2	9:16:54.454	1:08.478	20.117	25.156	23.205	97.824	
3	9:17:59.676	1:05.222	19.246	23.738	22.238	98.979	
4	9:19:03.874	1:04.198	18.762	23.307	22.129	98.833	
5	9:20:08.545	1:04.671	18.818	23.466	22.387	98.688	
6	9:21:15.264	1:06.719	20.317	24.000	22.402	98.543	
7	9:22:19.654	1:04.390	18.779	23.304	22.307	98.543	
8	9:23:24.507	1:04.853	18.746	23.536	22.571	98.979	
9	9:24:31.098	1:06.591	19.811	24.737	22.043	98.254	
10	9:25:35.105	1:04.007	18.580	23.292	22.135	99.863	
11	9:26:38.968	1:03.863	18.482	23.104	22.277	99.566	
12	9:27:45.602	1:06.634	18.662	24.240	23.732	100.914	
13	9:28:51.683	1:06.081	20.925	23.014	22.142	82.543	
14	9:29:55.543	1:03.860	18.569	23.040	22.251	98.398	

(58) Tony JONES

1	9:15:53.607	1:17.476	23.970	29.041	24.465	48.037	
2	9:17:04.544	1:10.937	19.954	26.167	24.816	93.465	
3	9:18:14.647	1:10.103	19.949	26.308	23.846	94.252	
4	9:19:22.910	1:08.263	19.662	24.927	23.674	96.281	
5	9:20:32.570	1:09.660	19.824	25.648	24.188	95.595	
6	9:21:42.279	1:09.709	19.552	25.956	24.201	94.385	
7	9:22:50.404	1:08.125	19.867	25.252	23.006	94.252	
8	9:23:57.509	1:07.105	19.750	24.493	22.862	96.697	
9	9:25:04.689	1:07.180	19.850	24.620	22.710	97.967	
10	9:26:11.362	1:06.673	19.165	24.525	22.983	97.682	
11	9:27:19.626	1:08.264	19.503	25.080	23.681	96.697	
12	9:28:27.778	1:08.152	19.371	24.152	24.629	97.257	

(7) Will PAYNE

1	9:15:56.555	1:11.327	23.031	25.938	22.358	49.968	
2	9:17:06.731	1:10.176	19.902	26.248	24.026	101.524	
3	9:18:14.808	1:08.077	19.177	25.164	23.736	101.832	
4	9:19:18.797	1:03.989	18.499	23.195	22.295	100.611	

(37) Mike HARRIS

1	9:15:56.171	1:15.136	23.161	28.412	23.563	49.489	
2	9:17:07.549	1:11.378	21.220			88.532	
3	9:18:17.193	1:09.644	20.152	25.132	24.360	99.863	
4	9:19:24.157	1:06.964	18.847	24.836	23.281	100.161	

(50) John BOOTH

1	9:16:18.800	1:20.834	26.650	29.542	24.642	38.858	
2	9:17:27.421	1:08.621	20.235	25.324	23.062	94.385	
3	9:18:34.666	1:07.245	19.471	24.727	23.047	97.967	
4	9:19:40.255	1:05.589	19.107	23.687	22.795	99.419	
5	9:20:46.406	1:06.151	19.569	23.958	22.624	99.714	
6	9:21:51.436	1:05.030	19.088	23.400	22.542	100.161	
7	9:22:56.450	1:05.014	18.995	23.618	22.401	99.863	
8	9:24:02.278	1:05.828	19.947	23.708	22.173	99.714	
9	9:25:07.957	1:05.679	19.618	23.708	22.353	101.678	
10	9:26:13.026	1:05.069	19.235	23.609	22.225	100.762	
11	9:27:19.698	1:06.672	19.479	24.545	22.648	98.543	
12	9:28:24.089	1:04.391	18.856	23.343	22.192	100.161	
13	9:29:29.155	1:05.066	19.034	23.397	22.635	99.419	

(80) Tylor BALLARD

1	9:18:40.845	1:07.597					
2	9:20:57.789	2:16.944					

(32) Iain DOWLER

1	9:15:54.525	1:16.206	23.679	29.363	23.164	52.882	
2	9:17:06.370	1:11.845	20.081	26.984	24.780	94.919	
3	9:18:15.168	1:08.798	20.255	25.444	23.099	92.435	
4	9:19:23.060	1:07.892	19.361	25.795	22.736	98.543	
5	9:20:30.257	1:07.197	19.263	24.907	23.027	97.117	
6	9:21:35.757	1:05.500	19.576	24.074	21.850	99.419	
7	9:22:40.343	1:04.586	18.932	23.885	21.769	101.066	
8	9:23:47.075	1:06.732	20.128	24.595	22.009	101.066	
9	9:24:52.738	1:05.663	19.182	24.583	21.898	99.714	

(75) Andy SPENCER

1	9:21:32.488	4:23.438					
---	-------------	----------	--	--	--	--	--

(39) James BLAKE

1	9:16:10.078	1:22.886	24.295	31.116	27.475	49.235	
2	9:17:25.753	1:15.675	21.295	28.760	25.620	84.518	
3	9:18:38.663	1:12.910	20.660	27.557	24.693	91.552	
4	9:19:52.088	1:13.425	19.890	28.883	24.652	93.465	
5	9:21:01.866	1:09.778	19.667	25.707	24.404	97.399	
6	9:22:10.412	1:08.546	19.286	26.199	23.061	98.543	
7	9:23:18.121	1:07.709	18.974	26.036	22.699	98.688	
8	9:24:25.862	1:07.741	19.770	25.262	22.709	98.254	
9	9:25:31.631	1:05.769	18.884	24.890	21.995	100.460	
10	9:26:38.274	1:06.643	20.136	24.489	22.018	100.914	
11	9:27:43.483	1:05.209	18.677	24.530	22.002	101.678	
12	9:28:48.539	1:05.056	18.646	24.335	22.075	101.066	
13	9:29:58.934	1:10.395	18.897	28.194	23.304	100.161	

(90) Joe CRUTTENDEN

Clerk of the Course Orbits

Sig : Time :
 Chief Timekeeper : Ian Sharp (SMART Timing)
 Resulats available at www.speedhive.com and www.smart-timing.co.uk





Bulletin No. _____

Super Lap Scotland - Round 3 AC

Sorted on best lap time

Super Lap Scotland

Knockhill 1.267 miles

Warm Up - Group 1

08/07/2017 09:30

Practice (15:00 Time) started at 9:34:11


Pos	No.	Name	Make/Model	Class Code	Laps	Best Tm	Diff	Best Speed	2nd Best
1	31	Stephen MacFARLANE	Subaru Impreza	SLS-E	9	59.786		76.286	59.939
2	67	Marshall WISHART	Mazda RX8	SLS-F	12	1:01.051	1.265	74.705	1:01.291
3	83	Fraser JAMIESON	Renault Clio 172 Ph1	SLS-E	12	1:01.127	1.341	74.613	1:01.185
4	54	Steven McNAB	Renault Clio	SLS-E	13	1:01.233	1.447	74.483	1:01.309
5	43	Stuart BUCHAN	Renault Clio 172 Cup	SLS-E	14	1:01.868	2.082	73.719	1:02.020
6	103	Stuart ROBERTSON	Renault Clio	SLS-E	7	1:01.985	2.199	73.580	1:02.475
7	41	Neil METHVEN	Renault Clio 182	SLS-F	11	1:02.468	2.682	73.011	1:03.028
8	6	Michael FOSTER	Renault Clio 172	SLS-E	13	1:02.793	3.007	72.633	1:02.843
9	53	Jamie GOUDIE	Mazda MX5	SLS-E	14	1:02.881	3.095	72.531	1:03.648
10	12	James McELENY	Subaru Impreza	SLS-E	8	1:03.179	3.393	72.189	1:03.194
11	81	Ian PITMAN	Mini Cooper S JCW	SLS-E	11	1:03.453	3.667	71.877	1:03.652
12	88	Martin BROWN	Subaru Impreza WRX	SLS-F	12	1:03.812	4.026	71.473	1:04.162
13	94	Jonathan SCRIMGEOUR	Vauxhall Astra VXR	SLS-E	9	1:03.897	4.111	71.378	1:04.202
14	48	Colin DUTHIE	Audi A3 3.2	SLS-F	13	1:05.291	5.505	69.854	1:05.804
15	56	Ian BIAGI	BMC Mini Clubman	SLS-E	11	1:07.475	7.689	67.593	1:07.882
16	132	Suzanne BUIST	Mini Cooper S	SLS-F	11	1:10.863	11.077	64.361	1:12.383

Clerk of the Course

Orbits

Sig : Time :
Chief Timekeeper : Ian Sharp (SMART Timing)

Resulats available at www.speedhive.com and www.smart-timing.co.uk



Super Lap Scotland - Round 3 AC

Super Lap Scotland

Knockhill 1.267 miles

Warm Up - Group 1

08/07/2017 09:30

Practice (15:00 Time) started at 9:34:11

Lap	Time of Day	Lap Tm	S1	S2	S3	SFSpd	S1Spd	Lap	Time of Day	Lap Tm	S1	S2	S3	SFSpd	S1Spd
(31) Stephen MacFARLANE															
1	9:35:41.408	1:19.143	27.308	29.234	22.601	37.765		3	9:38:30.678	1:02.475	18.599	22.835	21.041	92.818	
2	9:36:43.652	1:02.244	18.901	22.862	20.481	98.543		4	9:39:39.719	1:09.041	19.567	26.608	22.866	105.681	
3	9:37:44.340	1:00.688	18.142	22.459	20.087	111.660		5	9:40:41.704	1:01.985	18.620	22.790	20.575	103.242	
4	9:38:44.279	59.939	17.462	22.345	20.132	112.033		6	9:44:33.173	3:51.469	21.570	30.414	2:59.485	107.544	
5	9:39:56.524	1:12.245	18.872	27.279	26.094	112.033		7	9:45:37.256	1:04.083	20.538	22.738	20.807	52.551	
6	9:41:05.997	1:09.473	22.913	25.806	20.754	77.941		(41) Neil METHVEN							
7	9:42:08.935	1:02.938	17.561	22.858	22.519	112.220		1	9:36:10.531	1:20.562	26.726	29.137	24.699	49.019	
8	9:43:08.721	59.786	17.364	22.221	20.201	111.660		2	9:37:30.223	1:19.692	24.193	29.726	25.773	80.561	
9	9:44:22.055	1:13.334	19.577	29.136	24.621	107.717		3	9:38:34.612	1:04.389	19.184	23.254	21.951	102.611	
(67) Marshall WISHART															
1	9:35:53.525	1:23.439	25.278	32.599	25.562	44.383		4	9:39:49.659	1:15.047	18.875	32.795	23.377	105.515	
2	9:37:02.220	1:08.695	21.415	24.365	22.915	99.419		5	9:40:55.713	1:06.054	19.022	23.472	23.560	105.184	
3	9:38:08.594	1:06.374	19.302	25.840	21.232	97.540		6	9:41:58.741	1:03.028	18.503	23.122	21.403	102.298	
4	9:39:12.200	1:03.606	18.934	23.047	21.625	102.768		7	9:43:01.209	1:02.468	18.502	22.776	21.190	106.183	
5	9:40:57.086	1:44.886	22.095	25.579	57.212	91.179		8	9:46:02.149	3:00.940	21.854	33.184	2:05.902	105.848	
6	9:42:02.049	1:04.963	21.407	22.896	20.660	46.441		9	9:47:09.064	1:06.915	20.987	23.558	22.370	51.110	
7	9:43:03.451	1:01.402	18.326	22.766	20.310	105.184		10	9:48:12.837	1:03.773	18.570	22.956	22.247	103.402	
8	9:44:04.742	1:01.291	18.485	22.482	20.324	106.859		11	9:49:16.484	1:03.647	19.228	23.101	21.318	105.681	
9	9:45:05.793	1:01.051	18.395	22.519	20.137	106.859		(6) Michael FOSTER							
10	9:46:16.348	1:10.555	20.266	25.427	24.862	95.459		1	9:35:59.265	1:18.915	23.422	31.532	23.961	43.919	
11	9:47:23.748	1:07.400	20.911	22.485	24.004	78.123		2	9:37:10.566	1:11.301	20.278	28.689	22.334	100.460	
12	9:48:38.293	1:14.545	19.415	24.364	30.766	85.706		3	9:38:14.049	1:03.483	18.566	23.579	21.338	105.848	
(83) Fraser JAMIESON															
1	9:35:56.506	1:21.214	23.863	31.220	26.131	51.345		4	9:39:17.556	1:03.507	18.593	23.579	21.335	105.515	
2	9:37:09.435	1:12.929	22.667	28.534	21.728	80.755		5	9:41:29.441	2:11.885	20.333	25.425	1:26.127	105.681	
3	9:38:10.821	1:01.386	18.228	22.316	20.842	107.030		6	9:42:35.123	1:05.682	20.887	23.369	21.426	45.312	
4	9:39:12.443	1:01.622	18.341	22.431	20.850	108.238		7	9:43:39.359	1:04.236	19.327	23.000	21.909	104.856	
5	9:40:26.904	1:14.461	23.405	30.110	20.946	91.677		8	9:44:43.831	1:04.472	18.709	24.176	21.587	105.184	
6	9:41:28.031	1:01.127	17.989	22.550	20.588	108.588		9	9:45:46.624	1:02.793	18.768	23.071	20.954	105.349	
7	9:42:29.216	1:01.185	17.784	22.937	20.464	108.941		10	9:46:49.467	1:02.843	18.436	22.882	21.525	106.351	
8	9:43:13.035	2:43.819	20.088	30.200	1:53.531	109.118		11	9:47:53.786	1:04.319	19.017	22.893	22.409	103.561	
9	9:46:25.949	1:12.914	22.913	28.626	21.375	52.469		12	9:48:58.334	1:04.548	18.572	24.383	21.593	102.926	
10	9:47:27.858	1:01.909	17.671	22.407	21.831	109.118		13	9:50:04.266	1:05.932	18.621	23.070	24.241	104.366	
11	9:48:38.733	1:10.875	17.948	24.971	27.956	105.349		(53) Jamie GOUDIE							
12	9:49:44.583	1:05.850	20.123	23.348	22.379	85.596		1	9:36:03.463	1:18.272	24.282			46.961	
(54) Steven McNAB															
1	9:35:41.715	1:21.024	27.765			34.099		2	9:37:13.972	1:10.509	20.981			87.380	
2	9:36:50.884	1:09.169	21.208			78.857		3	9:38:22.776	1:08.804	20.012			98.833	
3	9:37:55.940	1:05.056	18.263			108.588		4	9:39:29.189	1:06.413	19.071			95.188	
4	9:38:58.519	1:02.579	18.890			92.308		5	9:40:33.104	1:03.915	19.003			96.976	
5	9:39:59.828	1:01.309	17.965			108.764		6	9:41:36.819	1:03.715	19.066			98.111	
6	9:41:13.022	1:13.194	21.106			109.118		7	9:42:39.700	1:02.881	18.643			99.272	
7	9:42:14.975	1:01.953	18.166			107.717		8	9:43:43.348	1:03.648	18.946			98.833	
8	9:43:20.877	1:05.902	19.758			109.118		9	9:44:47.780	1:04.432	19.449			99.419	
9	9:44:22.110	1:01.233	17.896			109.118		10	9:45:53.264	1:05.484	19.334			98.833	
10	9:45:27.838	1:05.728	17.986			108.941		11	9:46:57.894	1:04.630	19.311			94.518	
11	9:46:37.147	1:09.309	22.603			71.850		12	9:48:01.843	1:03.949	18.774			96.558	
12	9:47:44.711	1:07.564	18.196			108.413		13	9:49:06.425	1:04.582	19.278			96.697	
13	9:48:48.702	1:03.991	19.753			89.358		14	9:50:10.576	1:04.151	18.866			97.540	
(43) Stuart BUCHAN															
1	9:35:52.176	1:24.809	27.062	32.642	25.105	38.129		(12) James McELENY							
2	9:36:57.447	1:05.271	19.808	23.810	21.653	95.595		1	9:35:39.618	1:20.358	25.130	29.283	25.945	32.624	
3	9:37:59.648	1:02.201	18.546	22.541	21.114	101.832		2	9:36:50.348	1:10.730	21.539	26.331	22.860	76.086	
4	9:39:09.461	1:09.813	18.518	29.468	21.827	105.020		3	9:37:57.469	1:07.121	20.206	24.817	22.098	82.849	
5	9:40:12.525	1:03.064	18.485	22.806	21.773	102.768		4	9:39:00.663	1:03.194	18.913	22.990	21.291	101.218	
6	9:41:19.588	1:07.063	18.716	25.976	22.371	102.768		5	9:40:03.842	1:03.179	18.511	23.030	21.638	105.515	
7	9:42:21.737	1:02.149	18.506	22.580	21.063	101.832		6	9:42:31.578	2:27.736	19.087	25.524	1:43.125	102.454	
8	9:43:45.912	1:24.175	22.767	32.326	29.082	102.611		7	9:43:42.020	1:10.442	24.345	24.430	21.667	37.680	
9	9:44:55.999	1:10.087	23.785	25.172	21.130	64.279		8	9:44:45.295	1:03.275	18.620	23.185	21.470	103.402	
10	9:45:57.867	1:01.868	18.570	22.539	20.759	104.529		(81) Ian PITMAN							
11	9:46:59.887	1:02.020	18.635	22.734	20.651	104.204		1	9:36:00.550	1:23.774	24.204	30.902	28.668	50.457	
12	9:48:12.316	1:12.429	21.150	28.465	22.814	105.515		2	9:37:13.157	1:12.607	22.313	26.537	23.757	71.013	
13	9:49:14.660	1:02.344	18.920	22.505	20.919	101.678		3	9:38:28.438	1:15.281	19.762	31.957	23.562	101.218	
14	9:50:30.237	1:15.577	23.140	29.405	23.032	103.084		4	9:39:33.732	1:05.294	19.089	23.793	22.412	100.914	
(103) Stuart ROBERTSON															
1	9:36:08.851	1:17.214	24.524	27.564	25.126	48.523		5	9:40:37.384	1:03.652	18.684	23.384	21.584	102.142	
2	9:37:28.2														

Super Lap Scotland - Round 3 AC

Super Lap Scotland

Knockhill 1.267 miles

Warm Up - Group 1

08/07/2017 09:30

Practice (15:00 Time) started at 9:34:11

Lap	Time of Day	Lap Tm	S1	S2	S3	SFSpd	S1Spd	Lap	Time of Day	Lap Tm	S1	S2	S3	SFSpd	S1Spd
1	9:36:01.430	1:23.012	23.864	31.275	27.873	48.735									
2	9:37:15.367	1:13.937	23.808	26.603	23.526	68.199									
3	9:38:24.926	1:09.559	19.687	26.073	23.799	101.678									
4	9:39:41.273	1:16.347	25.809	27.640	22.898	74.316									
5	9:40:45.435	1:04.162	18.830	23.830	21.502	104.043									
6	9:42:10.375	1:24.940	20.620	29.866	34.454	105.515									
7	9:43:26.239	1:15.864	25.589	28.031	22.244	59.598									
8	9:44:30.051	1:03.812	19.130	23.462	21.220	106.015									
9	9:45:47.825	1:17.774	23.300			105.681									
10	9:47:00.312	1:12.487	20.743			73.583									
11	9:48:11.474	1:11.162	22.663	24.898	23.601	61.850									
12	9:49:27.487	1:16.013	21.895	28.880	25.238	96.419									

(94) Jonathan SCRIMGEOUR

1	9:35:54.405	1:22.230	24.032	32.865	25.333	54.206	
2	9:37:01.333	1:06.928	19.496	24.656	22.776	103.721	
3	9:38:06.245	1:04.912	18.753	24.084	22.075	105.681	
4	9:39:11.411	1:05.166	18.780	24.432	21.954	106.689	
5	9:40:15.308	1:03.897	18.862	23.239	21.796	107.030	
6	9:41:20.941	1:05.633	18.564	25.479	21.590	108.588	
7	9:42:25.143	1:04.202	18.977	23.645	21.580	106.015	
8	9:49:11.179	6:46.036	19.968	24.771	6:01.297	105.848	
9	9:50:21.768	1:10.589	22.126	23.313	25.150	40.820	

(48) Colin DUTHIE

1	9:35:53.609	1:27.972	27.942	32.721	27.309	32.688	
2	9:37:11.322	1:17.713	22.991	28.711	26.011	69.254	
3	9:38:23.314	1:11.992	21.150	26.536	24.306	81.938	
4	9:39:34.136	1:10.822	21.083	26.000	23.739	80.272	
5	9:40:40.561	1:06.425	19.498	24.652	22.275	90.320	
6	9:41:45.852	1:05.291	19.260	24.193	21.838	100.762	
7	9:42:52.032	1:06.180	19.400	23.987	22.793	98.111	
8	9:43:57.836	1:05.804	19.061	24.172	22.571	100.914	
9	9:45:05.037	1:07.201	19.961	25.025	22.215	101.987	
10	9:46:11.737	1:06.700	19.572	24.629	22.499	88.068	
11	9:47:22.798	1:11.061	19.137	24.258	27.666	101.218	
12	9:48:39.744	1:16.946	21.523	24.333	31.090	63.790	
13	9:49:48.676	1:08.932	20.601	26.241	22.090	76.172	

(56) Ian BIAGI

1	9:35:34.639	1:19.733	27.240	27.279	25.214	37.553	
2	9:36:44.774	1:10.135	20.552	25.328	24.255	83.571	
3	9:37:55.214	1:10.440	20.859	25.027	24.554	83.780	
4	9:39:05.735	1:10.521	22.267	25.114	23.140	69.112	
5	9:40:13.210	1:07.475	19.308	25.058	23.109	96.419	
6	9:41:21.092	1:07.882	19.927			96.143	
7	9:42:44.643	1:23.551	19.471	28.169	35.911	100.011	
8	9:46:27.099	3:42.456	25.991	30.693	2:45.772	56.346	
9	9:47:45.588	1:18.489	23.122			41.760	
10	9:48:56.760	1:11.172	21.897	24.935	24.340	71.850	
11	9:50:05.520	1:08.760	19.702	25.461	23.597	92.818	

(132) Suzanne BUIST

1	9:36:04.214	1:21.752	25.437	30.195	26.120	45.435	
2	9:37:18.535	1:14.321	22.599	27.981	23.741	80.853	
3	9:38:29.398	1:10.863	20.477	27.317	23.069	100.460	
4	9:39:41.781	1:12.383	20.008	26.692	25.683	106.015	
5	9:40:57.242	1:15.461	22.109	27.231	26.121	76.694	
6	9:42:14.413	1:17.171	21.667	27.027	28.477	82.240	
7	9:43:32.952	1:18.539	25.280	27.711	25.548	62.079	
8	9:44:48.977	1:16.025	21.450	27.076	27.499	84.839	
9	9:46:02.148	1:13.171	20.337	26.127	26.707	94.651	
10	9:47:16.999	1:14.851	21.707	26.519	26.625	91.427	
11	9:48:35.300	1:18.301	21.802	27.958	28.541	87.837	

Clerk of the Course

Sig : Time :
Chief Timekeeper : Ian Sharp (SMART Timing)

Resulats available at www.speedhive.com and www.smart-timing.co.uk

Printed: 10/07/2017 18:42:29

Orbits





Super Lap Scotland - Round 3 AC

Sorted on best lap time

Super Lap Scotland

Knockhill 1.267 miles

Warm Up - Group 2

08/07/2017 09:50

Practice (15:00 Time) started at 9:54:12

Pos	No.	Name	Make/Model	Class Code	Laps	Best Tm	Diff	Best Speed	2nd Best
1	46	George RIGBY	Subaru Impreza Spec-C	SLS-B	11	56.524		80.689	56.658
2	131	Keith COWIE	Seat Leon Supercopa	SLS-C	11	57.622	1.098	79.151	58.203
3	11	Christopher CHERRY	Mitsubishi Evo	SLS-D	10	57.962	1.438	78.687	58.201
4	77	Ian BONTHRONE	BMW E46 M3	SLS-D	12	58.404	1.880	78.091	58.472
5	34	Blair McCONACHIE	Caterham Superlight R	SLS-C	12	58.502	1.978	77.960	1:00.526
6	78	David RYBOWSKI	Subaru Impreza WRX	SLS-D	10	1:00.612	4.088	75.246	1:00.638
7	28	Craig MENZIES	Lotus Exige	SLS-C	13	1:01.727	5.203	73.887	1:01.784
8	10	Jack REID	Mercedes A45 AMG	SLS-D	5	1:01.942	5.418	73.631	1:04.572
9	5	Paul TOMLINSON	Subaru Impreza	SLS-C	10	1:01.944	5.420	73.628	1:03.180
10	9	Steven ARKLEY	Westfield Megabusa	SLS-C	12	1:02.658	6.134	72.789	1:02.748
11	3	Jean-Luc CARTWRIGHT	Lexus IS-F	SLS-D	9	1:04.640	8.116	70.558	1:04.695
12	42	Alex MILNE	Audi TTRS Plus	SLS-D	10	1:05.011	8.487	70.155	1:06.279
13	52	Keith BOYD	Honda Civic	SLS-B	10	1:06.333	9.809	68.757	1:06.508
14	73	Robert DAVEY	Lotus Elise S220 Cup	SLS-D	12	1:07.146	10.622	67.924	1:07.463
15	23	Andrew COWIE	Subaru Impreza	SLS-D	2	1:07.479	10.955	67.589	2:54.696
16	21	Marc IRVINE	Ford Focus ST	SLS-D				-	

Announcements

Car No's 21 & 23 - No working transponders - Please fix before Practice.

Clerk of the Course

Sig : Time :
 Chief Timekeeper : Ian Sharp (SMART Timing)
 Resulats available at www.speedhive.com and www.smart-timing.co.uk



Super Lap Scotland - Round 3 AC

Super Lap Scotland

Knockhill 1.267 miles

Warm Up - Group 2

08/07/2017 09:50

Practice (15:00 Time) started at 9:54:12

Lap	Time of Day	Lap Tm	S1	S2	S3	SFSpd	S1Spd
(46) George RIGBY							
1	9:55:25.875	1:13.001	24.557	27.956	20.488	45.589	
2	9:56:24.010	58.135	16.788	22.158	19.189	126.857	
3	9:57:21.900	57.890	16.261	22.596	19.033	129.802	
4	10:01:11.171	3:49.271	17.906	23.549	3:07.816	127.339	
5	10:02:23.986	1:12.815	23.333	30.157	19.325	45.190	
6	10:03:20.510	56.524	16.310	21.615	18.599	129.551	
7	10:04:18.748	58.238	16.010	21.371	20.857	130.306	
8	10:05:44.519	1:25.771	22.473	34.056	29.242	103.402	
9	10:07:04.203	1:19.684	25.156	35.319	19.209	69.183	
10	10:08:03.972	59.769	17.338	22.581	19.850	129.302	
11	10:09:00.630	56.658	15.986	20.880	19.792	130.053	

Lap	Time of Day	Lap Tm	S1	S2	S3	SFSpd	S1Spd
(131) Keith COWIE							
1	9:56:15.738	1:19.336	24.317	30.265	24.754	43.861	
2	9:57:22.183	1:06.445	19.123	25.808	21.514	111.846	
3	9:58:24.655	1:02.472	18.323	24.071	20.078	118.356	
4	9:59:23.607	58.952	16.737	22.289	19.926	120.915	
5	10:02:08.302	2:44.695	19.918	24.924	1:59.853	119.196	
6	10:03:13.601	1:05.299	21.309	23.913	20.077	47.832	
7	10:04:11.223	57.622	16.556	21.859	19.207	119.835	
8	10:05:14.048	1:02.825	16.779	25.009	21.037	120.915	
9	10:06:14.128	1:00.080	17.373	23.095	19.612	118.356	
10	10:07:12.331	58.203	16.690	21.538	19.975	118.775	
11	10:08:27.174	1:14.843	20.387	29.575	24.881	118.985	

Lap	Time of Day	Lap Tm	S1	S2	S3	SFSpd	S1Spd
(11) Christopher CHERRY							
1	9:58:05.639	1:15.110	26.247	28.155	20.708	36.913	
2	9:59:09.910	1:04.271	17.865	24.047	22.359	110.922	
3	10:00:08.267	58.357	17.388	21.459	19.510	114.714	
4	10:01:15.496	1:07.229	19.178	27.983	20.068	113.357	
5	10:02:13.458	57.962	17.052	21.315	19.595	117.940	
6	10:05:52.558	3:39.100	21.473	27.627	2:50.000	111.846	
7	10:06:57.081	1:04.523	21.478	23.087	19.958	37.199	
8	10:07:55.282	58.201	17.178	21.388	19.635	115.703	
9	10:08:56.341	1:01.059	17.025	22.300	21.734	116.709	
10	10:10:10.185	1:13.844	20.886	30.142	22.816	93.595	

Lap	Time of Day	Lap Tm	S1	S2	S3	SFSpd	S1Spd
(77) Ian BONTHRONE							
1	9:55:27.120	1:10.189	23.488	25.831	20.870	32.624	
2	9:56:26.250	59.130	17.664	21.942	19.524	114.323	
3	9:57:25.394	59.144	17.666	21.627	19.851	116.304	
4	9:58:25.226	59.832	17.528	22.583	19.721	116.506	
5	9:59:24.049	58.823	17.496	21.449	19.878	116.304	
6	10:00:25.131	1:01.082	18.224	23.161	19.697	116.304	
7	10:01:25.452	1:00.321	17.373	22.770	20.178	115.903	
8	10:02:25.834	1:00.382	17.364	23.451	19.567	115.107	
9	10:03:24.306	58.472	17.245	21.671	19.556	117.526	
10	10:04:23.866	59.560	17.728	22.321	19.511	115.903	
11	10:05:22.444	58.578	17.567	21.559	19.452	114.323	
12	10:06:20.848	58.404	17.331	21.543	19.530	115.305	

Lap	Time of Day	Lap Tm	S1	S2	S3	SFSpd	S1Spd
(34) Blair McCONACHIE							
1	9:56:19.218	1:03.886	20.488	23.249	20.149	50.685	
2	9:57:23.578	1:04.360	18.413	24.463	21.484	108.588	
3	9:58:26.665	1:03.087	17.799	25.838	19.450	115.305	
4	9:59:31.425	1:04.760	17.495	23.242	24.023	117.116	
5	10:00:36.109	1:04.684	19.356	21.476	23.852	83.054	
6	10:01:34.611	58.502	16.637	22.406	19.459	115.305	
7	10:02:38.206	1:03.595	16.871	21.446	25.278	118.147	
8	10:03:43.668	1:05.462	19.949	23.247	22.266	69.041	
9	10:04:44.194	1:00.526	18.489	21.847	20.190	85.270	
10	10:05:48.634	1:04.440	16.491	22.405	25.544	116.709	
11	10:06:47.452	2:58.818	24.406	34.183	2:00.229	62.484	
12	10:10:03.548	1:16.096	24.081	28.467	23.548	40.548	

Lap	Time of Day	Lap Tm	S1	S2	S3	SFSpd	S1Spd
(78) David RYBOWSKI							
1	9:55:47.042	1:18.119	23.336	32.798	21.985	58.866	
2	9:56:47.969	1:00.927	17.430	23.266	20.231	114.910	
3	9:57:57.364	1:09.395	21.095	26.136	22.164	109.118	
4	9:59:27.325	1:29.961	23.988	31.293	34.680	89.120	
5	10:00:50.613	1:23.288	25.643	35.398	22.247	72.864	
6	10:01:51.420	1:00.807	17.624	22.886	20.297	114.714	

Lap	Time of Day	Lap Tm	S1	S2	S3	SFSpd	S1Spd
7	10:02:52.058	1:00.638	17.833	22.569	20.236	113.935	
8	10:04:07.970	1:15.912	23.293	32.031	20.588	109.474	
9	10:05:08.582	1:00.612	17.764	22.624	20.224	114.129	
10	10:06:22.532	1:13.950	19.822	28.977	25.151	112.033	

Lap	Time of Day	Lap Tm	S1	S2	S3	SFSpd	S1Spd
(28) Craig MENZIES							
1	9:56:07.687	1:18.401	26.020	29.760	22.621	52.924	
2	9:57:12.922	1:05.235	19.634	24.116	21.485	95.323	
3	9:58:15.322	1:02.400	18.193	23.372	20.835	109.832	
4	9:59:17.927	1:02.605	17.696	23.512	21.397	118.565	
5	10:00:19.654	1:01.727	17.441	23.339	20.947	116.304	
6	10:01:22.463	1:02.809	18.027	23.778	21.004	117.940	
7	10:02:30.560	1:08.097	18.327	27.903	21.867	118.775	
8	10:03:32.730	1:02.170	17.549	23.631	20.990	117.526	
9	10:04:34.514	1:01.784	17.678	23.376	20.730	116.506	
10	10:05:36.813	1:02.299	17.484	23.794	21.021	118.147	
11	10:06:41.849	1:05.036	17.370	23.199	24.467	117.526	
12	10:07:56.850	1:15.001	22.399	27.527	25.075	67.041	
13	10:09:13.086	1:16.236	23.891	28.741	23.604	82.139	

Lap	Time of Day	Lap Tm	S1	S2	S3	SFSpd	S1Spd
(10) Jack REID							
1	9:56:03.852	1:22.377	26.001	32.324	24.052	49.673	
2	9:57:10.290	1:06.438	19.897	25.125	21.416	100.914	
3	9:58:14.862	1:04.572	18.737	23.895	21.940	118.775	
4	9:59:19.491	1:04.629	18.686	24.170	21.773	116.103	
5	10:00:21.433	1:01.942	17.867	23.192	20.883	117.526	

Lap	Time of Day	Lap Tm	S1	S2	S3	SFSpd	S1Spd
(5) Paul TOMLINSON							
1	9:55:51.641	1:19.799	23.763	30.978	25.058	53.176	
2	9:56:58.919	1:07.278	19.464	25.230	22.584	100.161	
3	10:00:11.327	3:12.408	20.611	28.709	2:23.088	88.767	
4	10:01:21.709	1:10.382	21.958	26.278	22.146	42.393	
5	10:02:31.625	1:09.916	18.611	27.690	23.615	114.518	
6	10:03:37.239	1:05.614	19.516	24.797	21.301	96.836	
7	10:04:43.972	1:06.733	18.627	25.070	23.036	118.985	
8	10:05:49.975	1:06.003	20.349	24.319	21.335	80.465	
9	10:06:53.155	1:03.180	18.805	23.495	20.880	112.597	
10	10:07:55.099	1:01.944	18.843	22.798	20.303	115.107	

Lap	Time of Day	Lap Tm	S1	S2	S3	SFSpd	S1Spd
(9) Steven ARKLEY							
1	9:56:06.101	1:20.952	24.756			47.259	
2	9:57:12.371	1:06.270	19.282			97.682	
3	9:58:19.038	1:06.667	20.087			112.976	
4	9:59:21.786	1:02.748	17.426			109.832	



Super Lap Scotland - Round 3 AC

Super Lap Scotland

Knockhill 1.267 miles

Warm Up - Group 2

08/07/2017 09:50

Practice (15:00 Time) started at 9:54:12

Lap	Time of Day	Lap Tm	S1	S2	S3	SFSpd	S1Spd	Lap	Time of Day	Lap Tm	S1	S2	S3	SFSpd	S1Spd
-----	-------------	--------	----	----	----	-------	-------	-----	-------------	--------	----	----	----	-------	-------

(52) Keith BOYD

1	9:56:07.322	1:19.914	25.708	30.455	23.751	47.459	
2	9:57:15.408	1:08.086	20.212	25.050	22.824	98.111	
3	9:58:22.765	1:07.357	20.552	24.282	22.523	100.161	
4	9:59:29.325	1:06.560	19.715	24.148	22.697	99.714	
5	10:02:18.110	2:48.785	21.093	28.386	1:59.306	98.833	
6	10:03:31.826	1:13.716	23.695	26.761	23.260	42.233	
7	10:04:38.159	1:06.333	19.382	24.391	22.560	101.218	
8	10:05:44.807	1:06.648	20.157	24.045	22.446	100.011	
9	10:06:51.315	1:06.508	19.651	24.288	22.569	100.914	
10	10:08:12.889	1:21.574	24.934	29.484	27.156	97.257	

(73) Robert DAVEY

1	9:55:38.671	1:16.344	23.974	28.248	24.122	42.259	
2	9:56:48.851	1:10.180	18.976	26.016	25.188	105.681	
3	9:58:01.915	1:13.064	21.145	27.289	24.630	90.198	
4	9:59:11.357	1:09.442	18.895	26.307	24.240	91.677	
5	10:00:18.820	1:07.463	18.553	25.609	23.301	101.371	
6	10:01:27.999	1:09.179	19.642	26.111	23.426	106.183	
7	10:02:35.145	1:07.146	18.804	25.329	23.013	106.520	
8	10:03:42.729	1:07.584	18.496	25.257	23.831	105.184	
9	10:04:52.220	1:09.491	19.571	26.334	23.586	98.833	
10	10:06:02.484	1:10.264	18.959	26.369	24.936	106.859	
11	10:07:13.046	1:10.562	19.535	27.362	23.665	86.590	
12	10:08:21.996	1:08.950	19.517	26.088	23.345	98.833	

(23) Andrew COWIE

1	9:58:57.902	2:54.696					
2	10:00:05.381	1:07.479					

Clerk of the Course

Sig : Time :
 Chief Timekeeper : Ian Sharp (SMART Timing)
 Resulats available at www.speedhive.com and www.smart-timing.co.uk

Orbits



Super Lap Scotland - Round 3 AC

Super Lap Scotland

Knockhill 1.267 miles

Warm Up - Group 3

08/07/2017 10:10

Practice (15:00 Time) started at 10:12:40

Lap	Time of Day	Lap Tm	S1	S2	S3	SFSpd	S1Spd
(55) Adam KINDNESS							
1	10:14:06.332	1:20.818	26.102	29.975	24.741	41.708	
2	10:15:01.925	55.593	15.825	21.343	18.425	126.618	
3	10:17:05.008	2:03.083	19.139	23.011	1:20.933	129.053	
4	10:18:05.837	1:00.829	20.306	21.927	18.596	48.418	
5	10:19:00.738	54.901	15.928	20.553	18.420	130.306	

(29) Archie BAIN							
1	10:14:30.182	1:16.303	22.584	28.676	25.043	45.683	
2	10:15:39.786	1:09.604	20.799	26.482	22.323	69.542	
3	10:16:46.449	1:06.663	21.653	25.170	19.840	89.957	
4	10:17:51.073	1:04.624	16.090	26.851	21.683	137.798	
5	10:22:17.773	4:26.700	19.709	27.216	3:39.775	91.427	
6	10:23:21.128	1:03.355	19.046	24.096	19.481	50.230	
7	10:24:17.471	56.343	15.519	21.607	18.635	136.954	
8	10:25:20.609	1:03.138	15.318	24.876	22.363	138.366	
9	10:26:27.898	1:07.289	18.598	28.474	19.152	132.886	
10	10:27:24.038	56.140	15.494	21.410	18.650	136.954	

(7) David LONG							
1	10:14:01.159	1:16.603	23.400	29.884	23.319	39.874	
2	10:15:06.583	1:05.424	19.469	24.851	21.104	103.242	
3	10:16:07.847	1:01.264	17.461	23.689	20.114	118.147	
4	10:17:15.907	1:08.060	21.162	25.977	20.921	91.303	
5	10:18:14.823	58.916	16.730	22.507	19.679	119.196	
6	10:19:13.932	59.109	17.769	22.132	19.208	97.682	
7	10:20:23.340	1:09.408	15.944	27.815	25.029	124.504	
8	10:21:21.034	57.694	15.922	22.253	18.877	122.459	
9	10:22:33.080	1:12.046	19.945	28.992	22.133	122.014	
10	10:23:30.981	57.901	15.775	22.165	19.358	123.587	
11	10:24:30.604	59.623	15.498	21.339	22.184	123.815	
12	10:25:27.007	56.403	15.220	21.768	18.808	120.049	
13	10:26:49.304	1:22.297	20.647	32.122	28.350	116.506	

(44) Steven JEFFERIES							
1	10:14:49.722	1:19.059	26.543	28.969	23.547	35.153	
2	10:15:58.541	1:08.819	22.792	25.494	20.533	91.677	
3	10:16:58.486	59.945	17.637	22.735	19.573	115.107	
4	10:17:55.799	57.313	16.956	21.569	18.788	121.133	
5	10:18:55.556	59.757	17.268	23.070	19.419	118.775	
6	10:24:12.221	5:16.665	20.995	25.651	4:29.089	109.832	
7	10:25:21.694	1:09.473	23.397	24.292	21.026	42.206	
8	10:26:19.916	58.222	17.143	21.705	18.700	120.480	
9	10:27:17.150	57.234	16.439	21.368	18.830	118.775	
10	10:28:14.251	57.101	15.986	21.608	18.902	124.044	

(95) Wayne SUTHERLAND							
1	10:14:54.561	1:20.965	26.428			40.845	
2	10:16:00.625	1:06.064	20.797			89.477	
3	10:17:02.448	1:01.823	17.914			119.835	
4	10:17:59.969	57.521	16.781			127.824	
5	10:19:02.355	1:02.386	17.291			127.339	
6	10:20:18.909	1:16.554	21.279			92.947	
7	10:21:16.585	57.676	16.074			122.236	
8	10:22:25.735	1:09.150	16.448			127.339	
9	10:23:34.260	1:08.525	19.332			89.477	
10	10:24:31.665	57.405	16.196			126.142	
11	10:25:38.798	1:07.133	18.778			123.815	
12	10:26:36.190	57.392	16.379			124.735	
13	10:27:46.393	1:10.203	19.223			115.107	

(51) Colin DORWARD							
1	10:14:52.371	1:14.933	24.152	28.545	22.236	37.807	
2	10:15:51.973	59.602	17.738	22.588	19.276	125.201	
3	10:16:49.828	57.855	16.566	21.963	19.326	132.886	
4	10:17:50.766	1:00.938	16.329	24.756	19.853	131.844	
5	10:18:53.452	1:02.686	17.477	25.595	19.614	126.380	
6	10:19:56.527	1:03.075	18.393	24.304	19.750	120.265	
7	10:20:59.060	1:02.533	17.075	22.367	22.524	112.786	

(33) Ross HOWIE							
1	10:17:48.313	1:13.204	24.509			39.779	
2	10:18:52.673	1:04.360	19.111			107.372	

Lap	Time of Day	Lap Tm	S1	S2	S3	SFSpd	S1Spd
3	10:19:55.537	1:02.864	18.468			113.935	
4	10:20:53.649	58.112	15.475			141.877	
5	10:22:00.500	1:06.851	18.318			114.714	

(0) Andrew FORREST							
1	10:15:00.084	1:17.998	25.499			34.592	
2	10:16:06.734	1:06.650	19.047			104.529	
3	10:17:18.333	1:11.599	21.405			80.176	
4	10:21:34.168	4:15.835	18.912			78.950	
5	10:22:39.651	1:05.483	20.610			38.523	
6	10:23:38.730	59.079	15.687			126.142	

(32) John STEVENSON							
1	10:14:30.107	1:13.721	21.396	29.701	22.624	49.709	
2	10:15:37.745	1:07.638	17.940	26.465	23.233	125.201	
3	10:16:37.890	1:00.145	16.733	23.224	20.188	122.014	
4	10:22:59.680	6:21.790	17.223	26.383	5:38.184	126.380	
5	10:24:03.680	1:04.000	19.930	23.071	20.304	60.132	

(79) Eric HOLMES							
1	10:14:37.946	1:15.723	25.176	28.429	22.118	41.578	
2	10:15:41.243	1:03.297	18.420	24.021	20.856	103.402	
3	10:16:43.527	1:02.284	19.455	22.871	19.958	92.054	
4	10:20:05.329	3:21.802	16.549	27.708	2:37.545	130.306	
5	10:21:10.250	1:04.921	19.157	22.866	22.284	45.343	

(62) Paul RANKIN							
1	10:14:37.636	1:17.530	24.876	28.940	23.714	45.714	
2	10:15:46.020	1:08.384	22.381	25.133	20.870	67.445	
3	10:18:48.588	3:02.568	22.894	27.906	2:11.768	74.070	
4	10:19:56.687	1:08.099	24.928	23.162	19.095	36.531	
5	10:20:59.640	1:02.953	17.617	24.050	20.438	129.551	
6	10:22:05.267	1:05.627	19.189	26.716	18.646	112.220	
7	10:23:11.936	1:06.669	17.592	24.275	24.261	138.939	

Clerk of the Course

Sig : Time :
 Chief Timekeeper : Ian Sharp (SMART Timing)
 Resulats available at www.speedhive.com and www.smart-timing.co.uk

Printed: 10/07/2017 18:43:35

Orbits





Bulletin No. _____

Super Lap Scotland - Round 3 AC

Sorted on best lap time

Super Lap Scotland

Knockhill 1.267 miles

Warm Up - Group 3

08/07/2017 10:10


Practice (15:00 Time) started at 10:12:40

Pos	No.	Name	Make/Model	Class Code	Laps	Best Tm	Diff	Best Speed	2nd Best
1	55	Adam KINDNESS	Subaru Impreza STi Type R	SLS-B	5	54.901		83.074	55.593
2	29	Archie BAIN	Subaru Impreza Type RA	SLS-A	10	56.140	1.239	81.240	56.343
3	7	David LONG	Caterham R400	SLS-P	13	56.403	1.502	80.862	57.694
4	44	Steven JEFFERIES	Mitsubishi Evo VI	SLS-D	10	57.101	2.200	79.873	57.234
5	95	Wayne SUTHERLAND	Mitsubishi Evo 6	SLS-A	13	57.392	2.491	79.468	57.405
6	51	Colin DORWARD	Mitsubishi Evo 5	SLS-P	7	57.855	2.954	78.832	59.602
7	33	Ross HOWIE	Mitsubishi Evo 8	SLS-P	5	58.112	3.211	78.484	1:02.864
8	0	Andrew FORREST	Subaru Impreza Type RA	Guest	6	59.079	4.178	77.199	1:05.483
9	32	John STEVENSON	Subaru Impreza	SLS-A	5	1:00.145	5.244	75.831	1:04.000
10	79	Eric HOLMES	Mitsubishi Evo	SLS-P	5	1:02.284	7.383	73.227	1:03.297
11	62	Paul RANKIN	Subaru Impreza RB320	SLS-P	7	1:02.953	8.052	72.448	1:05.627

Clerk of the Course

Orbits

Sig : Time :
 Chief Timekeeper : Ian Sharp (SMART Timing)
 Resulats available at www.speedhive.com and www.smart-timing.co.uk



Super Lap Scotland - Round 3 AC

Sorted on best lap time

SsangYong Racing Challenge

Knockhill 1.267 miles

Qualifying

08/07/2017 10:30

Practice (15:00 Time) started at 10:33:46

Pos	No.	Name	Make/Model	Class Code	Laps	Best Tm	Diff	Best Speed	2nd Best
1	94	Michael O'BRIEN	SsangYong Musso	SRC	13	1:04.789		70.395	1:04.938
2	7	James GORNALL	SsangYong Musso	SRC	12	1:05.046	0.257	70.117	1:05.348
3	84	Gavin PELL	SsangYong Musso	SRC	14	1:05.529	0.740	69.600	1:05.560
4	24	Lewis GRANT	SsangYong Musso	SRC	14	1:05.720	0.931	69.398	1:05.920
5	2	Harry WEBB	SsangYong Musso	SRC	13	1:06.123	1.334	68.975	1:06.124
6	10	John MUNRO	SsangYong Musso	SRC	13	1:06.426	1.637	68.660	1:06.605
7	15	Dean JONES	SsangYong Musso	SRC	9	1:06.633	1.844	68.447	1:06.709
8	89	Matt SMITH	SsangYong Musso	SRC	13	1:07.079	2.290	67.992	1:07.097
9	11	Luke WARR	SsangYong Musso	SRC	14	1:07.327	2.538	67.742	1:07.353
10	9	Natalie BYRT	SsangYong Musso	SRC	13	1:08.943	4.154	66.154	1:09.297

Announcements

Car No's 7 & 89 - Selected lap times disallowed - Exceeding track limits.

Clerk of the Course

Orbits

Sig : Time :
Chief Timekeeper : Ian Sharp (SMART Timing)
Resulats available at www.speedhive.com and www.smart-timing.co.uk



Super Lap Scotland - Round 3 AC

SsangYong Racing Challenge

Knockhill 1.267 miles

Qualifying

08/07/2017 10:30

Practice (15:00 Time) started at 10:33:46

Lap	Time of Day	Lap Tm	S1	S2	S3	SFSpd	S1Spd	Lap	Time of Day	Lap Tm	S1	S2	S3	SFSpd	S1Spd
(94) Michael O'BRIEN								12 10:48:07.659 1:06.127 19.473 23.798 22.856 91.303 79.043							
1 10:35:07.738 1:09.845 22.039 24.482 23.324 48.806 78.580								13 10:49:13.966 1:06.307 19.250 23.867 23.190 91.303 79.511							
2 10:36:13.532 1:05.794 19.365								(10) John MUNRO							
3 10:37:18.910 1:05.378 19.110 23.372 22.896 92.435 78.672								1 10:35:11.366 1:14.254 25.552 24.157 24.545 47.292 76.259							
4 10:38:24.037 1:05.127 19.297 23.372 22.458 91.552 78.397								2 10:36:27.851 1:16.485 22.423 29.655 24.407 88.068 74.897							
5 10:39:40.039 1:16.002 24.461 28.837 22.704 92.690 50.268								3 10:37:34.530 1:06.679 19.760 23.828 23.091 91.303 76.782							
6 10:40:45.162 1:05.123 19.161								4 10:38:42.390 1:07.860 19.905 24.391 23.564 90.686 76.259							
7 10:41:50.179 1:05.017 19.101								5 10:39:49.932 1:07.542 20.003 24.367 23.172 92.054 76.000							
8 10:42:54.968 1:04.789 19.202								6 10:40:57.001 1:07.069 19.735							
9 10:44:15.879 1:20.911 24.545 32.765 23.601 93.205 52.966								7 10:42:03.687 1:06.686 19.656 23.807 23.223 89.836 77.047							
10 10:45:35.852 1:19.973 25.054 31.451 23.468 92.947 47.763								8 10:43:10.113 1:06.426 19.660 23.651 23.115 89.957 76.958							
11 10:46:40.790 1:04.938 19.110								9 10:44:19.139 1:09.026 19.675 25.539 23.812 90.198 76.172							
12 10:47:57.799 1:17.009 23.172 29.050 24.787 92.054 63.851								10 10:45:26.139 1:07.000 19.604 23.929 23.467 91.677 76.958							
13 10:49:06.420 1:08.621 19.181 26.391 23.049 93.857 79.511								11 10:46:33.705 1:07.566 20.286 23.970 23.310 80.561 77.135							
								12 10:47:45.803 1:12.098 20.368 28.056 23.674 90.686 67.175							
								13 10:48:52.408 1:06.605 19.674 23.742 23.189 91.802 76.607							
(7) James GORNALL								(15) Dean JONES							
1 10:35:32.826 1:10.158 23.001 23.957 23.200 41.501 78.488								1 10:35:11.448 1:09.376 21.768 24.585 23.023 56.823 78.032							
2 10:36:38.919 1:06.093 19.444 23.674 22.975 90.320 79.043								2 10:36:21.914 1:10.466 20.476 25.621 24.369 89.957 77.671							
3 10:37:45.154 1:06.235 19.656 23.653 22.926 90.809 77.581								3 10:37:28.904 1:06.990 19.878							
4 10:38:50.982 1:05.828 19.301 23.597 22.930 90.442 78.765								4 10:38:35.844 1:06.940 20.010 23.944 22.986 90.320 78.032							
5 10:39:56.470 1:05.488 19.254 23.396 22.838 90.809 79.136								5 10:39:43.123 1:07.279 20.119							
6 10:41:01.861 1:05.391 19.367 23.273 22.751 90.932 79.511								6 10:40:49.756 1:06.633 19.815 23.689 23.129 90.442 78.214							
7 10:42:09.498 1:07.637 20.122 24.550 22.965 91.802 77.851								7 10:41:56.620 1:06.864 19.736 23.920 23.208 90.809 78.397							
8 10:43:14.944 1:05.446 19.301 23.323 22.822 90.932 78.765								8 10:43:03.368 1:06.748 19.958							
9 10:44:20.379 1:05.435 19.300 23.238 22.897 91.427 79.417								9 10:44:10.077 1:06.709 19.995							
10 10:45:25.912 1:05.533 19.303 23.355 22.875 91.677 79.323															
11 10:46:31.260 1:05.348 19.428 23.207 22.713 90.932 79.043															
12 10:47:36.306 1:05.046 19.246 23.146 22.654 91.427 79.417															
								(89) Matt SMITH							
(84) Gavin PELL								1 10:35:00.265 1:12.077 23.125 25.338 23.614 39.084 77.851							
1 10:35:34.388 1:12.679 24.592 25.233 22.854 37.765 58.001								2 10:36:07.496 1:07.231 19.707 24.295 23.229 90.564 78.857							
2 10:36:41.313 1:06.925 19.223 24.747 22.955 92.308 79.700								3 10:37:14.226 1:06.730 19.440 23.980 23.310 91.303 78.857							
3 10:37:46.994 1:05.681 19.440 23.534 22.707 91.802 78.397								4 10:38:21.323 1:07.097 19.816 23.979 23.302 90.077 78.032							
4 10:38:53.090 1:06.096 19.627 23.653 22.926 92.435 78.397								5 10:39:28.480 1:07.157 19.842 23.859 23.456 89.957 78.032							
5 10:39:58.790 1:05.700 19.350 23.510 22.840 92.435 78.672								6 10:41:06.656 1:38.176 19.622							
6 10:41:04.707 1:05.917 19.462								7 10:42:17.551 1:10.895 22.742 24.580 23.573 38.086 77.941							
7 10:42:11.935 1:07.228 19.322 23.653 22.926 91.928 78.857								8 10:43:24.746 1:07.195 19.528							
8 10:43:17.776 1:05.841 19.481 23.537 22.823 92.562 78.857								9 10:44:31.825 1:07.079 19.703 24.010 23.366 90.320 78.214							
9 10:44:23.305 1:05.529 19.236								10 10:45:41.564 1:09.739 19.991 25.788 23.960 91.179 78.672							
10 10:45:28.924 1:05.619 19.299								11 10:46:49.096 1:07.532 20.101 23.867 23.564 89.596 78.032							
11 10:46:34.484 1:05.560 19.160 23.627 22.773 92.562 78.672								12 10:47:56.896 1:07.800 19.849 24.537 23.414 89.477 77.671							
12 10:47:40.578 1:06.094 19.350 23.682 23.062 92.181 77.851								13 10:49:04.333 1:07.437 19.703 24.075 23.659 88.767 77.851							
13 10:48:46.750 1:06.172 19.359															
14 10:49:52.628 1:05.878 19.281 23.695 22.902 91.552 78.123															
								(11) Luke WARR							
(24) Lewis GRANT								1 10:34:59.010 1:12.957 23.710 25.566 23.681 33.403 78.672							
1 10:35:10.609 1:11.156 22.217								2 10:36:06.943 1:07.933 20.127 24.638 23.168 91.179 77.491							
2 10:36:16.977 1:06.368 19.614								3 10:37:15.390 1:08.447 19.728							
3 10:37:23.024 1:06.047 19.648								4 10:38:22.987 1:07.597 19.846 24.710 23.041 92.947 78.488							
4 10:38:28.985 1:05.961 19.452								5 10:39:30.521 1:07.534 19.723 24.567 23.244 92.308 77.671							
5 10:39:34.905 1:05.920 19.462								6 10:40:37.874 1:07.353 19.595 24.508 23.250 92.054 78.214							
6 10:40:40.625 1:05.720 19.454								7 10:41:45.984 1:08.110 19.866 24.982 23.262 91.677 77.671							
7 10:41:46.700 1:06.075 19.625								8 10:42:54.473 1:08.489 19.825 25.604 23.060 91.552 77.581							
8 10:42:53.367 1:06.667 19.704								9 10:44:01.879 1:07.406 19.512							
9 10:44:10.322 1:16.955 22.397								10 10:45:09.245 1:07.366 19.754 24.449 23.163 91.427 77.224							
10 10:45:22.906 1:12.584 21.471								11 10:46:16.882 1:07.637 19.903							
11 10:46:29.397 1:06.491 19.751								12 10:47:24.209 1:07.327 19.717 24.325 23.285 91.677 76.958							
12 10:47:35.453 1:06.056 19.441								13 10:48:32.242 1:08.033 19.897							
13 10:48:43.597 1:08.144 20.838								14 10:49:39.812 1:07.570 19.808 24.414 23.348 91.427 77.047							
14 10:49:49.730 1:06.133 19.546															
								(9) Natalie BYRT							
(2) Harry WEBB								1 10:35:10.875 1:18.695 24.225 27.888 26.582 46.186 72.943							
1 10:35:57.316 1:11.505 22.834 24.956 23.715 42.312 79.323								2 10:36:21.897 1:11.022 20.438 25.815 24.769 85.706 78.214							
2 10:37:04.379 1:07.063 19.630 24.152 23.281 90.686 79.417								3 10:37:32.714 1:10.817 21.318 25.269 24.230 88.767 76.782							
3 10:38:11.119 1:06.740 19.616								4 10:38:42.281 1:09.567 20.324 25.294 23.949 90.077 76.519							
4 10:39:17.332 1:06.213 19.399 23.788 23.026 90.686 79.417								5 10:39:52.424 1:10.143 20.886 25.283 23.974 90.198 77.047							
5 10:40:23.462 1:06.130 19.346								6 10:41:01.367 1:08.943 19.700 25.224 24.019 89.957 77.941							
6 10:41:29.586 1:06.124 19.301 23.649 23.174 90.809 79.700								7 10:42:11.977 1:10.610 20.255 26.450 23.905 90.077 77.047							
7 10:42:36.003 1:06.417 19.443 23.969 23.005 90.932 79.136								8 10:43:21.897 1:09.920 20.327 25.229 24.364 86.146 77.224							
8 10:43:42.145 1:06.142 19.403 23.646 23.093 90.932 79.323								9 10:44:31.387 1:09.490 19.992 25.277 24.221 89.596 76.782							
9 10:44:48.268 1:06.123 19.408 23.703 23.012 91.055 79.417								10 10:45:41.266 1:09.879 20.109 25.745 24.025 89.596 77.851							
10 10:45:55.361 1:07.093 19.342								11 10:46:51.564 1:10.298 20.427 25.962 23.909 90.320 76.345							
11 10:47:01.532 1:06.171 19.337 23.958 22.876 91.055 79.323								12 10:48:01.094 1:09.530 20.271 25.144 24.115 90.442 77.047							
								13 10:49:10.391 1:09.297 20.171 24.589 24.537 90.320 76.519							

Clerk of the Course

Sig : Time :

Chief Timekeeper : Ian Sharp (SMART Timing)

 Results available at www.speedhive.com and www.smart-timing.co.uk

Printed: 10/07/2017 18:31:34

Orbits



Super Lap Scotland - Round 3 AC

SsangYong Racing Challenge Knockhill 1.267 miles
Race 3 08/07/2017 16:00
Race (15:00 Time) started at 16:02:46



POLE POSITION

2 7 James GORNALL 1:05.046
4 24 Lewis GRANT 1:05.720
6 10 John MUNRO 1:06.426
8 89 Matt SMITH 1:07.079
10 9 Natalie BYRT 1:08.943

1 94 Michael O'BRIEN 1:04.789
3 84 Gavin PELL 1:05.529
5 2 Harry WEBB 1:06.123
7 15 Dean JONES 1:06.633
9 11 Luke WARR 1:07.327

1
2
3
4
5





Qualifying Results

Bulletin No. _____

Super Lap Scotland - Round 3 AC

Sorted on best lap time

NSSCC Sports & Saloon Car Championship

Knockhill 1.267 miles

Qualifying

08/07/2017 10:50

Practice (20:00 Time) started at 10:52:48

Pos	No.	Name	Make/Model	Class Code	Laps	Best Tm	Diff	Best Speed	2nd Best
1	79	Paul BRYDON	BMW M3	A1	7	55.252		82.546	55.306
2	00	Andy ROBINSON	Ford Falcon	A1	10	55.357	0.105	82.390	55.485
3	70	Eduardo De SOUSA	Renault Megane	A1	15	58.302	3.050	78.228	58.700
4	63	Kyle MURCHIE	Pell Genesis	E2	11	58.436	3.184	78.048	58.703
5	57	Phil JORDAN	Ginetta G50 GT4	A1	17	58.660	3.408	77.750	59.675
6	22	Simon MAYNE	AB Arion	E2	14	58.989	3.737	77.317	59.457
7	55	Daniel McKAY	Ford Fiesta RS1600	D	10	59.637	4.385	76.477	1:00.768
8	77	Mark LEYBOURNE	Westfield FW	E2	18	59.651	4.399	76.459	59.822
9	12	Scott HUBEL	Peugeot 205 T16	A2	13	59.766	4.514	76.312	1:00.069
10	621	Drew MYERSCOUGH	Westfield	A1	9	59.850	4.598	76.205	1:00.246
11	75	Jordan LOWING	Westfield	E1	14	1:00.133	4.881	75.846	1:00.239
12	41	Stuart CARR	Porsche GT4	A1	17	1:00.143	4.891	75.833	1:00.344
13	7	Alan McPHERSON	MK Indy	A2	12	1:00.144	4.892	75.832	1:00.347
14	31	Gary BOWERS	BMW E46 328	B2	18	1:00.397	5.145	75.514	1:00.432
15	5	Neil FINNIGHAN	Caterham R400SV	E1	13	1:00.429	5.177	75.474	1:00.470
16	72	Carl CHAMBERS	Peugeot 306	C	19	1:00.914	5.662	74.873	1:01.146
17	4	Paul TAYLOR	Mini Cooper	B1	11	1:00.986	5.734	74.785	1:01.351
18	8	Dave BOTTERILL	Porsche 944T	B1	19	1:01.661	6.409	73.966	1:01.946
19	85	Clive COOKSEY	Ford Fiesta	D	12	1:02.019	6.767	73.539	1:02.177
20	59	Damien McKAY	Ginetta G20	E1	17	1:03.245	7.993	72.114	1:03.636
21	84	Peter PARKIN	Peugeot 306	C	13	1:04.472	9.220	70.741	1:04.767

Announcements

Car No.59 - No working transponder - Please fix before racing.

Clerk of the Course

Sig : Time :
Chief Timekeeper : Ian Sharp (SMART Timing)

Resulats available at www.speedhive.com and www.smart-timing.co.uk

Printed: 10/07/2017 18:34:54

Orbits





Qualifying Results

Bulletin No. _____

Super Lap Scotland - Round 3 AC

NSSCC Sports & Saloon Car Championship

Knockhill 1.267 miles

Qualifying

08/07/2017 10:50

Practice (20:00 Time) started at 10:52:48

Lap	Time of Day	Lap Tm	S1	S2	S3	SFSpd	S1Spd	Lap	Time of Day	Lap Tm	S1	S2	S3	SFSpd	S1Spd
(79) Paul BRYDON								3	10:57:01.436	1:00.457	17.413			108.064	
1	10:54:31.336	1:12.287	22.630	27.135	22.522	45.160	83.260	4	10:58:02.188	1:00.752	16.936			114.129	
2	10:55:32.532	1:01.196	17.650	23.292	20.254	124.968	100.161	5	10:59:02.376	1:00.188	17.179			112.220	
3	10:56:28.209	55.677	16.277	20.599	18.801	128.805	109.832	6	11:00:04.084	1:01.708	17.120			114.518	
4	10:57:37.339	1:09.130	22.184	28.020	18.926	128.313	58.815	7	11:01:04.669	1:00.585	17.093			114.714	
5	10:58:32.645	55.306	16.271	20.488	18.547	129.551	109.474	8	11:02:05.754	1:01.085	17.176			114.323	
6	10:59:48.884	1:16.239	21.485	34.296	20.458	127.339	63.071	9	11:03:06.445	1:00.691	17.708			113.549	
7	11:00:44.136	55.252	16.122	20.748	18.382	129.302	109.832	10	11:04:05.434	58.989	16.781			114.518	
								11	11:05:04.891	59.457	16.977		115.903	101.066	
								12	11:06:04.612	59.721	16.946				
								13	11:07:05.347	1:00.735	17.060				
								14	11:08:06.347	1:01.000	17.082				
(00) Andy ROBINSON								(55) Daniel McKay							
1	10:54:40.617	1:14.349	22.430	29.177	22.742	48.558	70.640	1	10:54:19.245	1:17.578	27.921	27.529	22.128	35.301	73.342
2	10:55:42.402	1:01.785	18.299	23.880	19.606	109.653	107.890	2	10:55:23.233	1:03.988	20.519	23.130	20.339	101.678	91.179
3	10:56:41.643	59.241	16.991	22.874	19.376	129.551	112.786	3	10:56:24.613	1:01.380	17.906	22.912	20.562	110.922	92.818
4	10:57:38.545	56.902	16.344	21.900	18.658	133.947	114.910	4	10:57:26.593	1:01.980	18.052	22.549	21.379	109.296	93.335
5	10:58:34.380	55.835	16.447	21.128	18.260	134.484	114.323	5	10:58:27.759	1:01.166	18.178	22.500	20.488	108.588	92.947
6	10:59:31.630	57.250	16.578	21.503	19.169	134.484	113.742	6	10:59:29.824	1:02.065	18.055	23.674	20.336	110.374	92.947
7	11:00:27.115	55.485	16.169	20.869	18.447	133.150	115.107	7	11:00:30.968	1:01.144	17.731	22.770	20.643	108.941	92.435
8	11:01:23.708	56.593	16.534	21.456	18.603	129.053	113.742	8	11:01:31.924	1:00.956	18.101	22.331	20.524	108.941	93.595
9	11:02:21.304	57.596	16.331	22.047	19.218	133.150	112.597	9	11:02:32.692	1:00.768	17.944	22.433	20.391	110.012	93.205
10	11:03:16.661	55.357	16.221	20.989	18.147	134.754	114.323	10	11:03:32.329	59.637	17.775	21.841	20.021	110.374	93.726
(70) Eduardo De SOUSA								(77) Mark LEYBOURNE							
1	10:54:05.238	1:12.327	22.718	26.426	23.183	44.828	77.402	1	10:54:33.028	1:10.561	22.196	25.587	22.778	52.264	88.183
2	10:55:12.846	1:07.608	19.472	24.069	24.067	91.303	93.465	2	10:55:37.460	1:04.432	19.324	23.673	21.435	96.976	97.682
3	10:56:13.709	1:00.863	18.039	22.987	19.837	95.188	101.832	3	10:56:38.678	1:01.218	17.518	22.947	20.753	112.786	97.257
4	10:57:13.766	1:00.057	17.241	22.950	19.866	124.968	103.242	4	10:57:39.303	1:00.625	17.686	22.902	20.037	109.832	98.833
5	10:58:12.769	59.003	17.386	22.331	19.286	123.815	104.529	5	10:58:38.954	59.651	17.403	22.062	20.186	110.739	99.714
6	10:59:11.777	59.008	17.172	22.728	19.108	126.380	103.084	6	10:59:39.562	1:00.608	17.604	22.992	20.012	111.660	95.595
7	11:00:12.185	1:00.408	17.033	23.201	20.174	126.618	103.882	7	11:00:39.662	1:00.100	17.515	22.536	20.049	113.357	100.011
8	11:01:10.885	58.700	17.007	22.624	19.069	124.968	104.692	8	11:01:39.695	1:00.033	17.534	22.180	20.319	113.166	98.833
9	11:02:22.780	1:11.895	17.052	23.951	30.892	126.857	107.372	9	11:02:40.429	1:00.734	17.430	22.928	20.376	111.846	100.161
10	11:03:22.623	59.843	17.418	22.979	19.446	100.011	104.366	10	11:03:40.649	1:00.220	17.758	22.326	20.136	111.290	99.272
11	11:04:20.925	58.302	16.757	22.202	19.343	126.380	108.064	11	11:04:40.973	1:00.324	17.252	22.491	20.581	111.660	93.857
12	11:05:20.560	59.635	16.899	23.428	19.308	127.098	107.544	12	11:05:42.536	1:01.563	17.606	22.671	21.286	112.220	100.611
13	11:06:21.043	1:00.483	17.069	22.776	20.638	126.857	105.848	13	11:06:42.829	1:00.293	17.577	22.746	19.970	108.413	97.540
14	11:07:21.033	59.990	17.223	22.822	19.945	120.697	105.848	14	11:07:43.727	1:00.898	17.149	22.847	20.902	114.129	99.472
15	11:08:20.677	59.644	16.878	22.917	19.849	123.815	104.043	15	11:08:46.622	1:02.895	17.892	24.674	20.329	110.556	99.219
(63) Kyle MURCHIE								(12) Scott HUBEL							
1	10:55:05.187	1:17.059	22.986	30.125	23.948	41.995	64.964	1	10:54:19.870	1:12.533	23.446	27.120	21.967	43.861	68.268
2	10:56:06.045	1:00.858	17.534	22.853	20.471	106.183	99.419	2	10:55:22.680	1:02.810	19.000	23.326	20.484	104.856	96.558
3	10:57:05.496	59.451	17.001	22.295	20.155	112.033	99.419	3	10:56:22.794	1:00.114	17.016	22.831	20.267	112.976	99.272
4	10:58:04.199	58.703	17.024	21.708	19.971	112.597	107.544	4	10:57:23.692	1:00.898	17.494	23.037	20.367	113.549	98.543
5	10:59:04.263	1:00.064	17.187	22.794	20.083	113.935	100.011	5	10:58:25.807	1:02.115	17.366	23.866	20.883	112.033	98.111
6	11:00:04.509	1:00.246	16.991	22.784	20.471	112.976	100.762	6	10:59:26.288	1:00.481	17.302	22.642	20.537	115.703	100.611
7	11:01:05.054	1:00.545	17.644	22.506	20.395	114.323	100.611	7	11:00:26.666	1:00.378	17.049	22.812	20.517	113.166	99.863
8	11:02:06.249	1:01.195	17.259	23.414	20.522	115.703	95.053	8	11:01:31.537	1:04.871	17.598	25.506	21.767	114.129	101.218
9	11:03:08.563	1:02.314	18.235	23.638	20.441	115.107	96.143	9	11:02:31.606	1:00.069	17.234	22.584	20.251	106.859	100.161
10	11:04:06.999	58.436	16.758	22.119	19.559	113.166	100.310	10	11:03:31.372	59.766	17.227	22.462	20.077	113.166	99.566
11	11:05:07.111	1:00.112	17.399	22.614	20.099	116.304	99.272	11	11:04:37.423	1:06.051	19.189	24.249	22.613	114.910	81.739
(57) Phil JORDAN								(621) Drew MYERSCOUGH							
1	10:54:14.288	1:16.303	24.734	28.792	22.777	53.302	72.314	1	10:54:54.195	1:17.927	24.961			45.528	70.863
2	10:55:19.595	1:05.307	19.290	25.057	20.960	111.474	90.442	2	10:55:59.944	1:05.749	19.273			91.677	82.341
3	10:56:22.066	1:02.471	17.624	24.460	20.387	114.910	96.281	3	10:56:59.794	59.850	16.887			114.129	95.053
4	10:57:22.695	1:00.629	17.480	23.145	20.004	116.304	95.459	4	10:58:00.040	1:00.246	16.939			115.903	98.688
5	10:58:25.526	1:02.831	17.471	24.133	21.227	117.940	96.281	5	10:59:00.510	1:00.470	16.976			115.107	92.947
6	10:59:26.686	1:01.160	17.804	23.348	20.008	115.107	88.416	6	11:00:00.982	1:00.472	16.992			117.526	85.706
7	11:00:27.184	1:00.498	17.434	23.145	19.919	117.940	100.611	7	11:01:04.792	1:03.810	17.227			115.504	
8	11:01:28.566	1:01.382	18.325	23.305	19.752	107.372	101.066	8	11:02:12.204	1:07.412	19.890			102.926	79.230
9	11:02:29.188	1:00.622	17.480	23.476	19.666	113.935	95.459	9	11:03:12.715	1:00.511	17.234			113.357	97.399
10	11:03:29.934	1:00.746	17.916	22.947	19.883	119.835	98.111	(75) Jordan LOWING							
11	11:04:31.642	1:01.708	18.731	23.350	19.627	117.526	91.928	1	10:54:46.247	1:11.395	22.316	27.049	22.030	51.981	83.885
12	11:05:31.317	59.675	17.418	22.268	19.989	117.321	99.863	2	10:55:51.095	1:04.848	19.563	24.628	20.657	93.076	89.358
13	11:06:31.846	1:00.529	18.300	22.573	19.656	115.903	96.697								
14	11:07:32.723	1:00.877	17.233	23.001	20.643	117.733	99.125								
15	11:08:32.643	59.920	17.278	22.758	19.884	118.356	97.967								
16	11:09:32.347	59.704	17.506	22.427	19.771	116.912	98.254								
17	11:10:31.007	58.660	16.976	22.055	19.629	117.321	100.611								
(22) Simon MAYNE															
1	10:54:54.551	1:15.136	22.580			44.649									
2	10:56:00.979	1:06.428	19.385			87.266									

Clerk of the Course

Sig : Time : Chief Timekeeper : Ian Sharp (SMART Timing)

Results available at www.speedhive.com and www.smart-timing.co.uk

Orbits





Qualifying Results

Bulletin No. _____

Super Lap Scotland - Round 3 AC

NSSCC Sports & Saloon Car Championship

Knockhill 1.267 miles

Qualifying

08/07/2017 10:50

Practice (20:00 Time) started at 10:52:48

Lap	Time of Day	Lap Tm	S1	S2	S3	SFSpd	S1Spd	Lap	Time of Day	Lap Tm	S1	S2	S3	SFSpd	S1Spd
3	10:56:53.230	1:02.135	18.062	23.562	20.511	113.742	99.714	8	11:02:28.712	1:00.497	17.024	23.403	20.070	119.409	93.205
4	10:57:55.478	1:02.248	18.240	23.641	20.367	110.193	98.398	9	11:03:29.649	1:00.937	17.259	23.546	20.132	120.480	97.399
5	10:58:56.648	1:01.170	17.702	23.253	20.215	112.786	101.987	10	11:04:30.435	1:00.786	17.454	22.793	20.539	120.049	101.832
6	11:00:00.355	1:03.707	17.414	24.773	21.520	113.935	102.142	11	11:05:30.864	1:00.429	16.843	23.147	20.439	120.049	96.281
7	11:01:00.594	1:00.239	17.572	22.499	20.168	114.910	96.558	12	11:06:37.151	1:06.287	20.047	24.528	21.712	114.518	85.815
8	11:02:04.051	1:03.457	17.614	25.183	20.660	114.518	101.524	13	11:07:38.456	1:01.305	17.483	23.100	20.722	116.304	97.257
9	11:03:04.513	1:00.462	17.842	22.501	20.119	114.518	100.914	(72) Carl CHAMBERS							
10	11:04:04.646	1:00.133	17.459	22.790	19.884	113.166	100.762	1	10:54:44.418	1:13.988	23.232	27.836	22.920	45.160	75.828
11	11:05:16.041	1:11.395	17.151	28.339	25.905	114.323	101.218	2	10:55:49.165	1:04.747	18.876	24.762	21.109	101.066	88.183
12	11:06:28.534	1:12.493	23.363	26.359	22.771	72.159	69.614	3	10:56:52.871	1:03.706	18.278	24.100	21.328	108.064	91.802
13	11:07:36.198	1:07.664	18.051	24.808	24.805	113.166	95.188	4	10:57:57.197	1:04.326	18.138	25.120	21.068	109.653	89.836
14	11:08:51.243	1:15.045	21.806	28.731	24.508	82.645	68.407	5	10:59:00.058	1:02.861	18.116	24.154	20.591	111.105	91.427
(41) Stuart CARR								6	11:00:03.986	1:03.928	18.212	24.630	21.086	111.846	88.299
1	10:54:32.477	1:18.254	25.077	28.986	24.191	54.250	71.620	7	11:01:07.838	1:03.852	18.917	23.974	20.961	108.238	90.442
2	10:55:43.112	1:10.635	21.156	26.992	22.487	92.054	85.815	8	11:02:13.185	1:05.347	18.204	25.416	21.727	111.105	89.002
3	10:56:48.296	1:05.184	19.820	24.700	20.664	110.556	91.179	9	11:03:15.876	1:02.691	18.376	23.854	20.461	110.556	92.818
4	10:57:51.233	1:02.937	18.432	23.979	20.526	118.985	98.543	10	11:04:18.218	1:02.342	18.198	23.764	20.380	112.033	94.252
5	10:58:51.815	1:00.582	16.982	23.574	20.026	122.014	100.762	11	11:05:20.975	1:02.757	18.243	23.896	20.618	112.408	91.179
6	11:00:02.536	1:10.721	19.343	27.309	24.069	120.915	71.850	12	11:06:23.923	1:02.948	18.314	23.584	21.050	106.015	89.596
7	11:01:03.124	1:00.588	17.578	22.850	20.160	121.133	101.832	13	11:07:25.781	1:01.858	17.698	23.306	20.854	110.193	93.988
8	11:02:04.833	1:01.709	18.091	23.164	20.454	122.908	98.833	14	11:08:26.927	1:01.146	17.690	23.332	20.124	110.739	94.518
9	11:03:08.821	1:03.988	19.807	24.147	20.034	122.459	81.839	15	11:09:27.841	1:00.914	17.598	22.979	20.337	112.786	94.651
10	11:04:09.192	1:00.371	17.722	22.830	19.819	119.835	100.460	16	11:10:29.048	1:01.207	17.758	23.258	20.191	112.220	92.947
11	11:05:10.203	1:01.011	16.872	24.089	20.050	118.985	100.914	17	11:11:34.234	1:05.186	17.683	25.972	21.531	112.976	90.442
12	11:06:10.346	1:00.143	17.232	22.743	20.168	120.049	101.987	18	11:12:36.525	1:02.291	17.986	23.721	20.584	111.105	90.320
13	11:07:10.968	1:00.622	17.234	23.113	20.275	119.621	91.552	19	11:13:38.181	1:01.656	17.849	23.633	20.174	111.846	92.947
14	11:08:11.449	1:00.481	17.154	23.034	20.293	118.356	96.558	(4) Paul TAYLOR							
15	11:09:12.763	1:01.314	17.868	23.057	20.389	119.196	98.979	1	10:54:11.898	1:15.934	23.538	29.253	23.143	46.928	63.012
16	11:10:14.627	1:01.864	18.038	23.403	20.423	117.116	92.308	2	10:55:14.490	1:02.592	18.171	23.449	20.972	106.689	92.181
17	11:11:14.971	1:00.344	17.052	23.150	20.142	118.147	93.988	3	10:56:16.133	1:01.643	17.946	23.057	20.640	108.064	91.928
(7) Alan McPHERSON								4	10:57:18.638	1:02.505	18.201	22.841	21.463	110.012	93.335
1	10:54:31.479	1:20.380	26.315	29.544	24.521	46.409	68.687	5	10:58:19.989	1:01.351	17.780	22.952	20.619	108.064	93.857
2	10:55:42.150	1:10.671	21.150	26.863	22.658	89.596	78.032	6	10:59:20.975	1:00.986	17.570	22.704	20.712	109.474	93.465
3	10:56:47.400	1:05.250	19.279	24.650	21.321	97.967	94.651	7	11:00:24.650	1:03.675	17.631	23.091	22.953	108.941	93.335
4	10:57:49.154	1:01.754	17.954	23.211	20.589	105.848	97.540	8	11:01:27.082	1:02.432	18.038	23.398	20.996	99.863	94.252
5	10:58:49.740	1:00.586	17.689	22.876	20.021	108.238	97.824	9	11:02:33.662	1:06.580	18.198	25.128	23.254	105.515	85.487
6	10:59:58.266	1:08.526	20.699	26.904	20.923	110.739	76.694	10	11:03:35.300	1:01.638	18.165	23.074	20.399	93.076	92.181
7	11:00:59.128	1:00.862	17.344	23.326	20.192	108.413	97.824	11	11:04:36.709	1:01.409	17.721	22.617	21.071	110.739	93.857
8	11:02:04.030	1:04.902	18.174	25.576	21.152	109.653	94.651	(8) Dave BOTTERILL							
9	11:03:06.254	1:02.224	18.253	23.434	20.537	107.201	96.697	1	10:54:32.269	1:11.517	21.700	26.797	23.020	53.600	82.951
10	11:04:06.601	1:00.347	18.109	22.398	19.840	100.011	99.125	2	10:55:37.355	1:05.086	18.782	24.631	21.673	107.030	90.198
11	11:05:07.513	1:00.912	18.134	22.913	19.865	111.660	96.558	3	10:56:41.686	1:04.331	19.078	24.194	21.059	110.739	91.055
12	11:06:07.657	1:00.144	17.538	21.989	20.617	109.653	98.254	4	10:57:45.168	1:03.482	18.504	24.177	20.801	110.012	93.857
(31) Gary BOWERS								5	10:58:48.824	1:03.656	17.984	24.039	21.633	112.786	92.818
1	10:54:22.022	1:13.427	24.640			45.404	76.519	6	10:59:55.337	1:06.513	19.026	25.755	21.732	110.193	79.606
2	10:55:24.505	1:02.483	18.830			105.848	87.380	7	11:00:58.358	1:03.021	18.124	23.813	21.084	111.660	93.076
3	10:56:26.808	1:02.303	18.037			109.832	90.564	8	11:02:08.891	1:10.533	18.267	25.250	27.016	112.976	93.076
4	10:57:28.519	1:01.711	18.174			108.064	92.181	9	11:03:11.581	1:02.690	18.091	23.714	20.885	109.832	93.595
5	10:58:30.939	1:02.420	17.903			108.764	91.802	10	11:04:13.620	1:02.039	17.846	23.593	20.600	113.935	94.518
6	10:59:38.242	1:07.303	21.300			108.064	78.032	11	11:05:15.566	1:01.946	17.742	23.334	20.870	114.129	94.919
7	11:00:39.055	1:00.813	17.689			107.890	93.076	12	11:06:18.499	1:02.933	17.857	23.408	21.668	110.739	93.988
8	11:01:49.651	1:10.596	20.478			108.064	64.095	13	11:07:21.259	1:02.760	18.033	23.588	21.139	110.739	93.465
9	11:02:50.503	1:00.852	17.713			106.859	93.205	14	11:08:23.356	1:02.097	18.050	23.359	20.688	110.922	93.726
10	11:03:55.078	1:04.575	18.072			108.764	91.552	15	11:09:26.085	1:02.729	17.907	23.263	21.559	114.714	94.651
11	11:04:55.510	1:00.432	17.613			107.890	92.435	16	11:10:28.069	1:01.984	17.838	23.404	20.742	112.033	94.252
12	11:05:56.293	1:00.783	17.678			107.717	92.054	17	11:11:38.490	1:10.421	18.195	29.258	22.968	114.714	85.379
13	11:07:06.488	1:10.195	18.005			107.890	91.928	18	11:12:40.151	1:01.661	18.044	23.188	20.429	111.474	93.335
14	11:08:14.407	1:07.919	23.063			81.343	77.671	19	11:13:42.192	1:02.041	18.081	23.241	20.719	115.305	94.651
15	11:09:15.498	1:01.091	17.944			109.118	91.802	(85) Clive COOKSEY							
16	11:10:16.802	1:01.304	18.128			108.941	91.055	1	10:54:11.335	1:16.682	24.150	29.105	23.427	42.826	64.713
17	11:11:17.464	1:00.662	17.898			108.238	91.552	2	10:55:17.485	1:06.150	19.113	25.131	21.906	104.529	81.639
18	11:12:17.861	1:00.397	17.628			108.588	91.802	3	10:56:21.814	1:04.329	18.165	24.601	21.563	106.520	93.205
(5) Neil FINNIGHAN								4	10:57:26.174	1:04.360	19.222	23.805	21.333	106.520	94.651
1	10:55:06.911	1:23.517	25.845	31.251	26.421	46.667	63.429	5	10:58:30.299	1:04.125	18.818	24.204	21.103	107.372	79.795
2	10:56:12.715	1:05.804	19.603	25.123	21.078	88.068	85.270	6	10:59:33.435	1:03.136	18.228	23.538	21.370	107.890	93.726
3	10:57:19.142	1:06.427	17.012	26.783	22.632	119.196	95.323	7	11:00:36.075	1:02.640	18.342	23.251	21.047	108.941	93.205
4	10:58:23.818	1:04.676	19.121	24.589	20.966	93.857	95.053	8	11:01:38						



Qualifying Results

Bulletin No. _____

Super Lap Scotland - Round 3 AC

NSSCC Sports & Saloon Car Championship

Knockhill 1.267 miles

Qualifying

08/07/2017 10:50

Practice (20:00 Time) started at 10:52:48

Lap	Time of Day	Lap Tm	S1	S2	S3	SFSpd	S1Spd	Lap	Time of Day	Lap Tm	S1	S2	S3	SFSpd	S1Spd
-----	-------------	--------	----	----	----	-------	-------	-----	-------------	--------	----	----	----	-------	-------

(59) Damien McKAY

1	10:56:15.213	1:06.979													
2	10:57:20.470	1:05.257													
3	10:58:26.313	1:05.843													
4	10:59:32.781	1:06.468													
5	11:00:39.586	1:06.805													
6	11:01:44.917	1:05.331													
7	11:02:49.234	1:04.317													
8	11:03:56.142	1:06.908													
9	11:04:59.778	1:03.636													
10	11:06:04.112	1:04.334													
11	11:07:11.691	1:07.579													
12	11:08:15.836	1:04.145													
13	11:09:20.266	1:04.430													
14	11:10:25.739	1:05.473													
15	11:11:35.414	1:09.675													
16	11:12:39.749	1:04.335													
17	11:13:42.994	1:03.245													

(84) Peter PARKIN

1	10:54:45.941	1:12.084	22.684	26.930	22.470	48.523	82.951								
2	10:55:51.651	1:05.710	19.295	24.599	21.816	101.524	86.257								
3	10:56:56.977	1:05.326	19.121	24.242	21.963	103.882	87.380								
4	10:58:02.478	1:05.501	18.863	24.796	21.842	102.768	86.927								
5	10:59:07.675	1:05.197	19.041	24.391	21.765	103.882	76.870								
6	11:00:13.216	1:05.541	19.233	24.342	21.966	103.402	86.368								
7	11:01:18.502	1:05.286	19.075	24.295	21.916	103.084	87.837								
8	11:02:24.348	1:05.846	18.864	24.680	22.302	102.768	86.479								
9	11:03:29.115	1:04.767	18.870	23.773	22.124	103.721	84.732								
10	11:04:34.950	1:05.835	19.986	24.331	21.518	101.987	83.363								
11	11:05:42.259	1:07.309	19.327	24.544	23.438	103.402	83.467								
12	11:06:46.731	1:04.472	19.126	23.594	21.752	99.272	87.722								
13	11:07:51.918	1:05.187	19.115	24.060	22.012	102.454	85.487								

Clerk of the Course

Sig : Time :
Chief Timekeeper : Ian Sharp (SMART Timing)

Resulats available at www.speedhive.com and www.smart-timing.co.uk

Printed: 10/07/2017 18:35:10

Orbits





Grid Sheet

Bulletin No. _____

Super Lap Scotland - Round 3 AC

NSSCC Sports & Saloon Car Championship

Knockhill 1.267 miles

Race 1

08/07/2017 15:00

Race started at 14:49:49

POLE POSITION

2
00 Andy ROBINSON
55.357

4
63 Kyle MURCHIE
58.436

6
22 Simon MAYNE
58.989

8
77 Mark LEYBOURNE
59.651

10
621 Drew MYERSCOUGH
59.850

12
41 Stuart CARR
1:00.143

14
31 Gary BOWERS
1:00.397

16
72 Carl CHAMBERS
1:00.914

18
8 Dave BOTTERILL
1:01.661

20

1
79 Paul BRYDON
55.252

3
70 Eduardo De SOUSA
58.302

5
57 Phil JORDAN
58.660

7
55 Daniel McKAY
59.637

9
12 Scott HUBEL
59.766

11
75 Jordan LOWING
1:00.133

13
7 Alan McPHERSON
1:00.144

15
5 Neil FINNIGHAN
1:00.429

17
4 Paul TAYLOR
1:00.986

19
85 Clive COOKSEY
1:02.019

1

2

3

4

5

6

7

8

9

10

Clerk of the Course

Sig : Time :

Chief Timekeeper : Ian Sharp (SMART Timing)

Resulats available at www.speedhive.com and www.smart-timing.co.uk

Printed: 10/07/2017 18:35:38

Orbits





Grid Sheet

Bulletin No. _____

Super Lap Scotland - Round 3 AC

NSSCC Sports & Saloon Car Championship

Knockhill 1.267 miles

Race 1

08/07/2017 15:00

Race started at 14:49:49



22

59 Damien MckAY

21

84 Peter PARKIN
1:04.472

11

Clerk of the Course

Sig : Time :

Chief Timekeeper : Ian Sharp (SMART Timing)

Resulats available at www.speedhive.com and www.smart-timing.co.uk

Printed: 10/07/2017 18:35:38

Orbits





Super Lap Scotland - Round 3 AC

Sorted on best lap time

MG Trophy

Knockhill 1.267 miles

Qualifying

08/07/2017 11:15

Practice (20:00 Time) started at 11:18:33

Pos	No.	Name	Make/Model	Class Code	Laps	Best Tm	Diff	Best Speed	2nd Best
1	92	Graham ROSS	MG ZR 190	A	19	59.747		76.336	59.763
2	73	Ross MAKAR	MG ZR 190	A	19	59.879	0.132	76.168	1:00.048
3	87	Colin ROBERTSON	MG ZR 190	A	19	1:00.340	0.593	75.586	1:00.350
4	22	Gary WETTON	MG ZR 190	A	20	1:00.549	0.802	75.325	1:00.658
5	99	Doug COLE	MG ZR 190	A	17	1:00.853	1.106	74.948	1:01.049
6	31	Jack ROBERTS	MG ZR 170	B	13	1:01.004	1.257	74.763	1:01.254
7	69	Paul LUTI	MG ZR 170	B	18	1:01.191	1.444	74.534	1:01.376
8	13	Andrew ROGERSON	MG ZR 170	B	19	1:01.487	1.740	74.176	1:01.609
9	55	Tom BUTLER	MG ZR 170	B	19	1:01.699	1.952	73.921	1:01.913
10	4	Simon BYRNE	MG ZR 170	B	17	1:01.791	2.044	73.811	1:02.247
11	77	Robin WALKER	MG ZR 190	A	5	1:01.869	2.122	73.718	1:02.635
12	46	Ryan FIRTH	MG ZR 170	B	19	1:01.987	2.240	73.577	1:02.062
13	88	James COLE	MG ZR 170	B	17	1:02.002	2.255	73.560	1:02.042
14	19	Richard MARSH	MG ZR 170	B	19	1:02.088	2.341	73.458	1:02.255
15	2	Chris BRAY	MG ZR 170	B	17	1:02.106	2.359	73.436	1:02.240
16	33	Patrick BOOTH	MG ZR 170	B	18	1:02.538	2.791	72.929	1:02.707
17	75	Andy SPENCER	MG ZR 160	C	19	1:02.632	2.885	72.820	1:02.725
18	63	Ollie HOOD	MG ZR 170	B	18	1:02.700	2.953	72.741	1:02.837
19	37	Mike HARRIS	MG ZR 170	B	19	1:02.740	2.993	72.694	1:02.823
20	64	Matt TURNBULL	MG ZR 160	C	19	1:03.170	3.423	72.199	1:03.243
21	32	Iain DOWLER	MG ZR 170	B	18	1:03.593	3.846	71.719	1:03.743
22	80	Tylor BALLARD	MG ZR 160	C	18	1:04.344	4.597	70.882	1:04.759
23	39	James BLAKE	MG ZR 170	B	18	1:04.377	4.630	70.846	1:04.433
24	50	John BOOTH	MG ZR 160	C	18	1:04.501	4.754	70.710	1:04.901
25	90	Joe CRUTTENDEN	MG ZR 160	C	18	1:04.625	4.878	70.574	1:04.869
26	58	Tony JONES	MG ZR 160	C	18	1:05.795	6.048	69.319	1:06.022
27	7	Will PAYNE	MG ZR 170	B	4	1:07.242	7.495	67.827	1:10.361

Announcements

Car No.13 - Selected lap times disallowed - Exceeding track limits.

Clerk of the Course

Sig : Time :
 Chief Timekeeper : Ian Sharp (SMART Timing)
 Resulats available at www.speedhive.com and www.smart-timing.co.uk



Super Lap Scotland - Round 3 AC

MG Trophy

Knockhill 1.267 miles

Qualifying

08/07/2017 11:15

Practice (20:00 Time) started at 11:18:33

Lap	Time of Day	Lap Tm	S1	S2	S3	SFSpd	S1Spd
(92) Graham ROSS							
1	11:20:03.266	1:19.057	25.224	28.557	25.276	44.442	64.156
2	11:21:12.256	1:08.990	21.251	25.322	22.417	81.839	74.897
3	11:22:16.619	1:04.363	18.413	24.299	21.651	101.218	87.837
4	11:23:18.762	1:02.143	18.734	22.796	20.613	93.595	89.477
5	11:24:19.144	1:00.382	17.820	22.256	20.306	108.588	91.303
6	11:25:19.919	1:00.775	17.445	22.549	20.781	108.588	92.054
7	11:26:26.953	1:07.034	17.760	24.368	24.906	109.118	91.179
8	11:27:27.246	1:00.293	17.639	22.156	20.498	101.524	91.928
9	11:28:27.368	1:00.122	17.566	22.101	20.455	109.474	91.928
10	11:29:27.131	59.763	17.428	22.097	20.238	108.413	91.928
11	11:30:31.181	1:04.050	18.863	24.209	20.978	109.653	77.761
12	11:31:30.928	59.747	17.512	22.008	20.227	106.689	91.928
13	11:32:30.886	59.958	17.599	22.081	20.278	107.372	91.677
14	11:33:32.832	1:01.946	17.564	22.570	21.812	108.238	91.928
15	11:34:33.505	1:00.673	18.156	22.153	20.364	105.848	91.303
16	11:35:34.076	1:00.571	18.064	22.088	20.419	107.030	89.596
17	11:36:34.746	1:00.670	17.818	22.253	20.599	106.859	90.077
18	11:37:40.608	1:05.862	18.936	25.210	21.716	105.020	76.870
19	11:38:40.833	1:00.225	17.667	22.119	20.439	106.183	91.552

(73) Ross MAKAR							
1	11:20:08.286	1:13.210	25.036	25.866	22.308	50.193	74.152
2	11:21:12.616	1:04.330	19.729	23.694	20.907	103.402	86.590
3	11:22:16.352	1:03.736	18.365	24.504	20.867	107.372	90.932
4	11:23:17.164	1:00.812	18.118	22.423	20.271	106.520	90.564
5	11:24:17.907	1:00.743	17.896	22.433	20.414	106.520	90.564
6	11:25:19.439	1:01.532	17.865	22.746	20.921	106.183	90.932
7	11:26:22.705	1:03.266	17.770	23.729	21.767	106.859	90.686
8	11:27:26.187	1:03.482	19.805	23.265	20.412	105.681	83.989
9	11:28:26.503	1:00.316	17.887	22.082	20.347	108.413	90.932
10	11:29:26.863	1:00.360	17.817	22.128	20.415	107.030	90.809
11	11:30:31.625	1:04.762	18.415	25.621	20.726	107.030	70.270
12	11:31:31.673	1:00.048	17.786	21.984	20.278	108.588	91.802
13	11:32:31.552	59.879	17.711	21.892	20.276	108.413	91.179
14	11:33:35.290	1:03.738	17.839	22.996	22.903	109.296	91.055
15	11:34:36.848	1:01.558	18.104	22.330	21.124	104.529	91.055
16	11:35:38.923	1:02.075	17.730	22.979	21.366	106.015	91.055
17	11:36:39.283	1:00.360	17.957	21.954	20.449	105.681	90.198
18	11:37:39.424	1:00.141	17.742	22.021	20.378	107.030	91.303
19	11:38:39.999	1:00.575	17.749	22.207	20.619	106.351	90.686

(87) Colin ROBERTSON							
1	11:20:12.878	1:20.700	26.919	29.227	24.554	49.235	61.510
2	11:21:19.824	1:06.946	20.284	25.075	21.587	89.957	84.625
3	11:22:22.232	1:02.408	18.483	22.976	20.949	105.681	89.358
4	11:23:25.185	1:02.953	18.038	23.736	21.179	108.064	90.564
5	11:24:27.152	1:01.967	18.343	22.795	20.829	106.689	88.299
6	11:25:27.939	1:00.787	18.172	22.079	20.536	106.015	88.884
7	11:26:29.226	1:01.287	18.443	22.341	20.503	106.183	87.837
8	11:27:35.952	1:06.726	18.406	27.234	21.086	107.717	88.299
9	11:28:36.292	1:00.340	17.948	21.911	20.481	106.859	89.596
10	11:29:42.570	1:06.278	17.766	23.228	25.284	107.201	89.957
11	11:30:44.700	1:02.130	18.233	23.183	20.714	102.926	89.836
12	11:31:46.975	1:02.275	17.755	22.694	21.826	106.859	89.477
13	11:32:54.259	1:07.284	20.859	25.705	20.720	88.416	74.070
14	11:33:54.979	1:00.720	17.690	22.250	20.780	107.201	89.716
15	11:34:56.504	1:01.525	17.843	22.415	21.267	106.689	89.239
16	11:35:57.134	1:00.630	17.862	22.182	20.586	106.520	89.477
17	11:36:57.484	1:00.350	17.841	22.089	20.420	106.351	90.442
18	11:38:04.802	1:07.318	20.091	26.012	21.215	106.689	68.899
19	11:39:05.165	1:00.363	17.831	22.131	20.401	106.015	89.239

(22) Gary WETTON							
1	11:19:50.430	1:15.745	24.387	27.347	24.011	37.722	79.985
2	11:20:56.537	1:06.107	20.046	24.455	21.606	84.946	84.732
3	11:21:58.663	1:02.126	18.483	22.913	20.730	100.310	89.596
4	11:23:00.085	1:01.422	18.537	22.533	20.352	107.201	89.716
5	11:24:02.344	1:02.259	18.031	22.530	20.698	108.413	89.957
6	11:25:05.769	1:03.425	19.245	23.563	20.617	104.043	89.957
7	11:26:08.479	1:02.710	17.993	23.853	20.864	108.413	91.427
8	11:27:09.538	1:01.059	17.977	22.231	20.851	106.689	90.077
9	11:28:10.087	1:00.549	17.805	22.240	20.504	106.520	90.442

10	11:29:11.818	1:01.731	17.985	22.430	21.316	106.689	90.564
11	11:30:12.628	1:00.810	17.897	22.340	20.573	105.515	89.477
12	11:31:13.301	1:00.673	17.913	22.300	20.460	106.689	89.596
13	11:32:19.161	1:05.860	20.518	24.495	20.847	107.544	77.941
14	11:33:20.194	1:01.033	17.913	22.463	20.657	105.848	89.957
15	11:34:21.085	1:00.891	18.165	22.148	20.578	106.351	90.442
16	11:35:26.009	1:04.924	19.034	25.347	20.543	107.372	63.249
17	11:36:26.667	1:00.658	17.840	22.376	20.442	106.351	89.836
18	11:37:33.429	1:06.762	19.145	26.975	20.642	107.372	53.430
19	11:38:34.313	1:00.884	17.927	22.359	20.598	106.183	89.836
20	11:39:35.188	1:00.875	18.053	22.117	20.705	106.689	88.532

(99) Doug COLE							
1	11:20:25.100	1:12.893	23.026	26.750	23.117	48.664	82.747
2	11:21:30.419	1:05.319	19.089	24.403	21.827	100.310	85.270
3	11:22:33.377	1:02.958	18.467	23.255	21.236	102.454	87.608
4	11:23:35.515	1:02.138	17.912	23.212	21.014	105.020	89.477
5	11:24:37.820	1:02.305	18.212	23.270	20.823	105.184	89.957
6	11:25:40.774	1:02.954	17.994	23.051	21.909	106.351	90.320
7	11:26:42.547	1:01.773	18.064	22.871	20.838	105.184	90.442
8	11:27:44.075	1:01.528	18.112	22.685	20.731	107.890	89.836
9	11:28:44.928	1:00.853	17.922	22.310	20.621	106.859	90.564
10	11:29:46.616	1:01.688	17.915	22.853	20.920	107.717	91.055
11	11:30:47.665	1:01.049	17.939	22.276	20.834	106.183	90.198
12	11:31:49.195	1:01.530	18.081	22.538	20.911	106.351	90.198
13	11:32:50.368	1:01.173	17.964	22.432	20.777	106.859	90.077
14	11:33:52.103	1:01.735	17.979	22.686	21.070	106.859	89.716
15	11:34:53.912	1:01.809	17.959	22.396	21.454	106.183	89.120
16	11:36:12.908	1:18.996	21.246	33.948	23.802	89.002	68.060
17	11:37:15.367	1:02.459	18.175	22.945	21.339	101.218	89.836

(31) Jack ROBERTS							
1	11:19:50.507	1:13.192	23.608	26.274	23.310	50.043	76.259
2	11:20:54.959	1:04.452	19.143	23.753	21.556	99.863	84.412
3	11:21:57.276	1:02.317	18.356	22.805			

Super Lap Scotland - Round 3 AC

MG Trophy

Knockhill 1.267 miles

Qualifying

08/07/2017 11:15

Practice (20:00 Time) started at 11:18:33

Lap	Time of Day	Lap Tm	S1	S2	S3	SFSpd	S1Spd	Lap	Time of Day	Lap Tm	S1	S2	S3	SFSpd	S1Spd
8	11:27:56.477	1:07.444	20.620				74.070	14	11:33:58.241	1:11.563	22.068	24.943	24.552	103.882	62.484
9	11:28:59.639	1:03.162	18.038				86.927	15	11:35:04.070	1:05.829	20.964	23.027	21.838	67.717	84.200
10	11:30:01.626	1:01.987	18.316			104.043		16	11:36:06.490	1:02.420	18.351	22.544	21.525	103.084	87.040
11	11:31:10.252	1:08.626	19.472			96.558	82.139	17	11:37:09.075	1:02.585	18.601	22.550	21.434	104.692	86.927
12	11:32:11.989	1:01.737	18.132			103.402	87.040	18	11:38:17.093	1:08.018	20.126	25.839	22.053	104.692	65.343
13	11:33:13.476	1:01.487	18.084			103.721	87.494	19	11:39:21.891	1:04.798	18.620	22.544	23.634	100.161	86.257
14	11:34:15.239	1:01.763	18.019			104.856		(88) James COLE							
15	11:35:17.885	1:02.646	18.506			101.218		1	11:20:20.343	1:09.016	22.521	24.670	21.825	43.351	83.054
16	11:36:19.987	1:02.102	18.355			102.298		2	11:21:25.433	1:05.090	18.902	23.947	22.241	100.762	85.596
17	11:37:21.754	1:01.767	18.311			102.768		3	11:22:28.765	1:03.332	18.483	23.354	21.495	100.460	87.153
18	11:38:23.363	1:01.609	18.188			103.084	87.608	4	11:23:31.936	1:03.171	18.552	23.155	21.464	103.084	88.183
19	11:39:25.103	1:01.740	18.145			102.768	86.257	5	11:24:35.197	1:03.261	18.415	23.379	21.467	102.611	88.068
(55) Tom BUTLER								6	11:25:38.311	1:03.114	18.541	23.103	21.470	102.142	87.494
1	11:19:52.740	1:14.209	23.872	27.272	23.065	49.599	74.234	7	11:26:41.722	1:03.411	18.347	23.315	21.749	102.142	88.183
2	11:20:58.562	1:05.822	19.703	24.280	21.839	99.272	84.625	8	11:27:45.232	1:03.510	18.706	23.571	21.233	101.832	86.702
3	11:22:02.299	1:03.737	18.939	23.424	21.374	101.678	86.479	9	11:28:47.509	1:02.277	18.284	22.541	21.452	103.242	88.068
4	11:23:05.278	1:02.979	18.490	23.269	21.220	103.084	87.494	10	11:29:49.612	1:02.103	18.360	22.441	21.302	102.611	87.494
5	11:24:08.118	1:02.840	18.647	22.962	21.231	102.611	87.380	11	11:30:51.654	1:02.042	18.154	22.623	21.265	103.084	87.266
6	11:25:10.854	1:02.736	18.362	23.217	21.157	103.561	87.837	12	11:31:53.904	1:02.250	18.123	22.864	21.263	103.402	88.183
7	11:26:14.394	1:03.540	18.299	23.158	22.083	103.882	87.608	13	11:32:56.248	1:02.344	18.221	22.753	21.370	104.366	86.702
8	11:27:16.485	1:02.091	18.305	22.664	21.122	101.371	87.494	14	11:33:58.250	1:02.002	18.125	22.544	21.333	102.768	87.722
9	11:28:18.815	1:02.330	18.345	22.838	21.147	104.043	87.380	15	11:35:00.723	1:02.473	18.327	22.724	21.422	102.768	87.380
10	11:29:20.872	1:02.057	18.320	22.714	21.023	103.882	87.608	16	11:36:04.080	1:03.357	18.836	22.859	21.662	102.926	87.153
11	11:30:22.810	1:01.938	18.220	22.614	21.104	105.184	87.952	17	11:37:12.445	1:08.365	20.423	26.538	21.404	102.768	57.113
12	11:31:24.509	1:01.699	18.046	22.513	21.140	105.020	87.952	(19) Richard MARSH							
13	11:32:27.669	1:03.160	18.255	23.198	21.707	104.366	87.608	1	11:20:37.877	1:09.608	22.585			45.807	83.363
14	11:33:30.563	1:02.894	18.376	23.200	21.318	102.611	87.837	2	11:21:42.420	1:04.543	19.437	23.339	21.767		86.702
15	11:34:33.390	1:02.827	18.498	23.006	21.323	102.768	87.153	3	11:22:47.777	1:05.357	18.855				86.257
16	11:35:38.903	1:05.513	18.980	24.215	22.318	103.721	87.266	4	11:23:50.694	1:02.917	18.635				86.479
17	11:36:41.722	1:02.819	18.808	22.635	21.376	102.142	87.494	5	11:24:54.365	1:03.671	19.038				85.706
18	11:37:43.635	1:01.913	18.329	22.470	21.114	103.402	87.608	6	11:25:57.200	1:02.835	18.674	22.825	21.336		87.040
19	11:38:46.521	1:02.886	18.104	22.755	22.027	103.242	88.416	7	11:26:59.652	1:02.452	18.424				86.257
(4) Simon BYRNE								8	11:28:03.641	1:03.989	18.739				86.368
1	11:20:52.433	1:13.635	23.515	26.783	23.337	47.259	76.958	9	11:29:06.708	1:03.067	18.656				86.590
2	11:21:57.667	1:05.234	18.799	23.663	22.772	99.566	83.989	10	11:30:09.230	1:02.522	18.581	22.498	21.443	102.926	87.266
3	11:23:02.816	1:05.149	20.228	23.361	21.560	91.303	81.938	11	11:31:12.710	1:03.480	18.368			102.611	87.494
4	11:24:05.559	1:02.743	18.329	22.848	21.566		86.927	12	11:32:15.223	1:02.513	18.523			101.832	86.035
5	11:25:08.013	1:02.454	18.088			103.882	87.266	13	11:33:18.037	1:02.814	18.515			102.454	86.257
6	11:26:10.850	1:02.837	17.993	23.515	21.329		87.837	14	11:34:20.292	1:02.255	18.605			102.926	86.927
7	11:27:13.467	1:02.617	17.962				88.532	15	11:35:22.847	1:02.555	18.515			102.768	87.494
8	11:28:15.966	1:02.499	17.984	22.994	21.521		87.494	16	11:36:25.564	1:02.717	18.490			103.084	86.368
9	11:29:19.504	1:03.538	18.028	23.687	21.823		87.380	17	11:37:27.652	1:02.088	18.436	22.413	21.239	103.084	87.040
10	11:30:22.036	1:02.532	18.012	22.967	21.553	102.926	87.494	18	11:38:30.630	1:02.978	18.501	23.041	21.436	103.561	87.722
11	11:31:35.309	1:13.273	18.918	28.751	25.604	103.561	65.407	19	11:39:33.434	1:02.804	18.981			102.768	86.479
12	11:32:44.336	1:09.027	22.262	24.847	21.918	81.343	76.958	(2) Chris BRAY							
13	11:33:47.112	1:02.776	18.124	22.935	21.717	102.768	87.380	1	11:20:14.845	1:11.729	22.660	26.439	22.630	49.783	76.519
14	11:34:49.359	1:02.247	17.976	22.994	21.277	101.832	87.380	2	11:21:20.534	1:05.689	19.056	24.597	22.036	100.161	86.257
15	11:37:16.655	2:27.296	20.359			105.020	68.477	3	11:22:23.783	1:03.249	18.561	23.220	21.468	103.242	86.479
16	11:38:27.455	1:10.800	23.498	25.589	21.713	37.807	65.027	4	11:23:27.446	1:03.663	18.449	22.915	22.299	102.768	87.040
17	11:39:29.246	1:01.791	17.992			101.524	87.494	5	11:24:31.129	1:03.683	18.848	23.260	21.575	101.371	87.722
(77) Robin WALKER								6	11:25:33.834	1:02.705	18.183	23.058			86.927
1	11:20:46.495	1:13.865	23.691	27.477	22.697	53.686	77.851	7	11:26:36.610	1:02.776	18.517	22.917	21.342	102.298	87.380
2	11:21:51.598	1:05.103	19.355	24.039	21.709	97.117	87.494	8	11:27:39.124	1:02.514	18.434	22.843	21.237	101.987	87.266
3	11:22:54.233	1:02.635	18.305	23.491	20.839	103.721	88.068	9	11:28:41.230	1:02.106	18.373	22.567	21.166	102.611	87.952
4	11:23:57.208	1:02.975	18.562	23.260	21.153	105.349	88.649	10	11:29:43.715	1:02.485	18.223	22.587	21.675	102.611	87.380
5	11:24:59.077	1:01.869	17.948	22.946	20.975	105.681	89.957	11	11:30:45.955	1:02.240	18.310	22.692	21.238	102.768	87.266
(46) Ryan FIRTH								12	11:32:58.939	2:12.984	20.513	28.822	1:23.649	99.125	73.022
1	11:20:02.645	1:16.942	24.373	28.818	23.751	43.435	61.907	13	11:34:15.525	1:16.586	25.044	27.717	23.825	41.373	67.242
2	11:21:05.976	1:03.331	18.442	23.058	21.831	98.111	85.162	14	11:35:20.440	1:04.915	19.313	24.289	21.313	96.005	87.722
3	11:22:08.633	1:02.657	18.421	22.687	21.549	101.066	86.146	15	11:36:23.115	1:02.675	18.267	22.978	21.430	103.882	86.257
4	11:23:11.089	1:02.456	18.248	22.513	21.695	101.987	87.040	16	11:37:26.060	1:02.945	18.312	22.877	21.756	101.524	87.153
5	11:24:13.702	1:02.613	18.362	22.621	21.630	101.832	86.702	17	11:38:29.582	1:03.522	18.470	23.301	21.751	101.066	87.153
6	11:25:15.901	1:02.199	18.256	22.734	21.209	101.987	87.380	(33) Patrick BOOTH							
7	11:26:20.597	1:04.696	18.226	24.059	22.411	102.768	86.927	1	11:20:36.383	1:14.309	24.378	27.044	22.887	47.159	73.745
8	11:27:22.584	1:01.987	17.976	22.590	21.421	104.043	86.814	2	11:21:42.541	1:06.158	19.493	23.536	23.129	99.419	85.706
9	11:28:28.191	1:05.607	18.502	23.271	23.834		83.054	3	11:22:51.455	1:08.914	19.002	26.857	23.055	96.558	85.596
10	11:29:36.312	1:08.121	21.842	24.348	21.931	85.270	68.060	4	11:23:54.914	1:03.459	18.752	23.103	21.604	101.678	86.702
11	11:30:38.528	1:02.226	18.269	22.569	21.388	102.926	87.153	5	11:24:58.105	1:03.191	18.912	22.767	21.512	101.678	86.927
12															



Super Lap Scotland - Round 3 AC

MG Trophy

Knockhill 1.267 miles

Qualifying

08/07/2017 11:15

Practice (20:00 Time) started at 11:18:33

Lap	Time of Day	Lap Tm	S1	S2	S3	SFSpd	S1Spd
8	11:28:27.686	1:03.237	18.549	22.722	21.966	102.926	87.494
9	11:29:30.729	1:03.043	18.564	23.216	21.263	102.298	88.068
10	11:30:33.267	1:02.538	18.313	22.982	21.243	105.184	87.608
11	11:31:36.225	1:02.958	18.646	22.721	21.591	104.366	87.837
12	11:32:38.932	1:02.707	18.515	22.835	21.357	103.721	87.153
13	11:33:41.698	1:02.766	18.573	22.794	21.399	103.402	87.153
14	11:34:45.032	1:03.334	18.720	23.128	21.486	103.242	87.608
15	11:35:48.201	1:03.169	18.785	22.916	21.468	102.926	87.608
16	11:36:51.283	1:03.082	18.773	22.694	21.615	102.926	87.722
17	11:37:54.262	1:02.979	18.854	22.799	21.326	102.926	86.702
18	11:38:58.712	1:04.450	18.914	23.978	21.558	102.298	87.040

Lap	Time of Day	Lap Tm	S1	S2	S3	SFSpd	S1Spd
(64) Matt TURNBULL							
1	11:19:54.442	1:14.565	23.826	27.643	23.096	53.345	69.758
2	11:21:00.503	1:06.061	19.564	24.146	22.351	96.976	82.039
3	11:22:04.571	1:04.068	18.703	23.377	21.988	98.688	83.989
4	11:23:07.999	1:03.428	18.572	23.059	21.797	99.272	84.412
5	11:24:11.628	1:03.629	18.654	22.982	21.993	99.125	83.363
6	11:25:15.877	1:04.249	18.549	23.117	22.583	98.833	83.467
7	11:26:21.424	1:05.547	19.002	24.064	22.481	87.153	84.095
8	11:27:25.427	1:04.003	18.768	23.163	22.072	100.914	84.200
9	11:28:31.078	1:05.651	20.673	22.808	22.170	100.011	85.162
10	11:29:34.321	1:03.243	18.496	22.796	21.951	99.125	83.675
11	11:30:37.491	1:03.170	18.574	22.613	21.983	99.125	83.571
12	11:31:41.246	1:03.755	18.619	23.082	22.054	99.566	83.467
13	11:32:50.275	1:09.029	18.564	24.631	25.834	100.161	84.625
14	11:33:55.070	1:04.795	19.439	23.035	22.321	80.561	84.518
15	11:34:58.801	1:03.731	18.805	22.951	21.975	98.543	83.780
16	11:36:06.293	1:07.492	18.679	23.788	25.025	100.161	84.200
17	11:37:10.695	1:04.402	19.524	22.857	22.021	91.179	84.625
18	11:38:14.372	1:03.677	18.694	22.823	22.160	99.714	83.989
19	11:39:21.376	1:07.004	18.766	23.952	24.286	100.011	83.989

Lap	Time of Day	Lap Tm	S1	S2	S3	SFSpd	S1Spd
(75) Andy SPENCER							
1	11:20:33.103	1:12.742	22.939				
2	11:21:37.038	1:03.935	18.816				
3	11:22:40.853	1:03.815	18.775				
4	11:23:44.297	1:03.444	18.433				
5	11:24:47.136	1:02.839	18.452				
6	11:25:51.750	1:04.614	18.583				
7	11:26:54.964	1:03.214	18.653				
8	11:27:57.689	1:02.725	18.285				
9	11:29:00.321	1:02.632	18.323				
10	11:30:03.553	1:03.232	18.592			101.218	
11	11:31:07.018	1:03.465	18.652			98.254	
12	11:32:10.293	1:03.275	18.553			98.833	
13	11:33:13.407	1:03.114	18.463			98.398	
14	11:34:16.238	1:02.831	18.648			99.125	
15	11:35:20.370	1:04.132	18.534			100.611	
16	11:36:24.194	1:03.824	18.848			98.111	
17	11:37:27.227	1:03.033	18.446			99.272	
18	11:38:30.638	1:03.411	18.593			99.419	
19	11:39:35.261	1:04.623	19.909			98.833	

Lap	Time of Day	Lap Tm	S1	S2	S3	SFSpd	S1Spd
(32) Iain DOWLER							
1	11:20:13.552	1:14.816	23.622	27.374	23.820	50.193	75.148
2	11:21:21.464	1:07.912	20.125	25.577	22.210	97.824	80.176
3	11:22:26.051	1:04.587	18.784	23.930	21.873	102.926	87.266
4	11:23:30.506	1:04.455	18.902	23.615	21.938	102.142	87.153
5	11:24:34.896	1:04.390	18.863	23.689	21.838	100.914	86.479
6	11:25:41.752	1:06.856	19.275	24.390	23.191	101.832	88.183
7	11:26:46.716	1:04.964	18.692	24.218	22.054	102.142	88.183
8	11:27:50.459	1:03.743	18.561	23.409	21.773	101.066	87.266
9	11:28:54.310	1:03.851	18.801	23.387	21.663	101.371	87.266
10	11:29:57.903	1:03.593	18.821	23.293	21.479	101.066	86.927
11	11:31:01.651	1:03.748	18.846	23.252	21.650	101.066	87.153
12	11:32:05.757	1:04.106	18.863	23.609	21.634	100.762	86.479
13	11:33:09.786	1:04.029	18.723	23.557	21.749	100.914	87.040
14	11:34:14.054	1:04.268	18.875	23.615	21.778	100.914	86.927
15	11:35:26.322	1:12.268	21.661	27.551	23.056	100.011	66.774
16	11:36:37.280	1:10.958	22.121	25.407	23.430	87.266	77.047
17	11:37:41.943	1:04.663	18.858	24.111	21.694	101.066	86.479
18	11:38:45.689	1:03.746	18.788	23.323	21.635	102.611	87.266

Lap	Time of Day	Lap Tm	S1	S2	S3	SFSpd	S1Spd
(63) Ollie HOOD							
1	11:20:29.460	1:20.362	26.374	30.615	23.373	36.041	63.130
2	11:21:45.432	1:15.972	21.580	26.512	27.880	94.785	73.583
3	11:22:54.021	1:08.589	19.652	26.323	22.614	93.335	84.839
4	11:23:59.868	1:05.847	19.992	23.485	22.370	79.230	85.706
5	11:25:03.472	1:03.604	18.590	23.333	21.681	98.111	86.479
6	11:26:09.863	1:06.391	18.682	26.226	21.483	100.310	86.702
7	11:27:14.021	1:04.158	18.543	24.091	21.524	101.987	86.590
8	11:28:16.869	1:02.848	18.327	23.081	21.440	102.142	87.153
9	11:29:20.248	1:03.379	18.368	23.561	21.450	101.987	86.814
10	11:30:23.755	1:03.507	18.463	23.748	21.296	102.768	86.479
11	11:31:26.455	1:02.700	18.436	22.890	21.374	102.926	86.814
12	11:32:29.737	1:03.282	18.649	23.202	21.431	102.142	86.814
13	11:33:33.594	1:03.857	18.676	23.407	21.774	102.298	84.946
14	11:34:47.407	1:13.813	21.573	28.088	24.152	102.926	63.369
15	11:35:51.526	1:04.119	18.589	24.167	21.363	100.460	86.814
16	11:36:54.840	1:03.314	18.858	22.993	21.463	102.768	86.702
17	11:37:57.877	1:03.037	18.410	23.094	21.533	101.218	87.266
18	11:39:00.714	1:02.837	18.543	22.906	21.388	101.066	87.040

Lap	Time of Day	Lap Tm	S1	S2	S3	SFSpd	S1Spd
(80) Tylor BALLARD							
1	11:20:26.954	1:16.767	26.697				
2	11:21:34.250	1:07.296	20.082				
3	11:22:40.579	1:06.329	19.745				
4	11:23:45.511	1:04.932	19.117				84.306
5	11:24:50.782	1:05.271	19.160				
6	11:25:56.757	1:05.975	19.520				
7	11:27:01.868	1:05.111	19.394				
8	11:28:07.205	1:05.337	19.347				
9	11:29:12.926	1:05.721	19.083				
10	11:30:17.808	1:04.882	19.183				97.824
11	11:31:22.567	1:04.759	19.285				98.688
12	11:32:27.672	1:05.105	19.751				99.272
13	11:33:33.228	1:05.556	19.188				98.543
14	11:34:38.972	1:05.744	19.422				98.833
15	11:35:43.769	1:04.797	18.821				99.863
16	11:36:48.113	1:04.344	18.909				99.125
17	11:37:53.224	1:05.111	19.060				99.272
18	11:38:58.676	1:05.452	19.184				98.833

Lap	Time of Day	Lap Tm	S1	S2	S3	SFSpd	S1Spd
(37) Mike HARRIS							
1	11:20:12.208	1:14.664	23.816	27.538	23.310	51.110	73.422
2	11:21:18.055	1:05.847	19.932	23.701	22.214	99.714	85.162
3	11:22:21.564	1:03.509	18.679	23.239	21.591	86.146	86.146
4	11:23:27.188	1:05.624	18.476	24.437	22.711	86.814	86.814
5	11:24:30.888	1:03.700	18.654			85.379	85.379
6	11:25:34.511	1:03.623	18.866	23.249	21.508	87.608	87.608
7	11:26:38.171	1:03.660	18.753	23.447	21.460	86.479	86.479
8	11:27:41.326	1:03.155	18.415	23.006	21.734	85.815	85.815
9	11:28:44.066	1:02.740	18.507	22.919	21.314	86.257	86.257
10	11:29:47.665	1:03.599	18.466	23.834	21.299	102.298	86.479
11	11:30:50.595	1:02.930	18.464	22.935	21.531	103.402	86.257
12	11:31:53.536	1:02.941	18.347	23.133	21.461		



Super Lap Scotland - Round 3 AC

MG Trophy

Knockhill 1.267 miles

Qualifying

08/07/2017 11:15

Practice (20:00 Time) started at 11:18:33

Lap	Time of Day	Lap Tm	S1	S2	S3	SFSpd	S1Spd
13	11:33:32.264	1:05.629	18.905	24.780	21.944	101.524	84.946
14	11:34:38.436	1:06.172	18.736	24.463	22.973	101.987	83.157
15	11:35:42.813	1:04.377	18.720	23.858	21.799	101.987	84.625
16	11:36:47.246	1:04.433	18.900	23.839	21.694	101.678	84.732
17	11:37:52.710	1:05.464	18.830	24.534	22.100	102.454	84.306
18	11:39:05.026	1:12.316	21.917	26.626	23.773	94.651	73.422

(50) John BOOTH

1	11:20:45.103	1:19.065	26.008	28.491	24.566	43.184	68.268
2	11:21:51.762	1:06.659	19.384	24.684	22.591	95.323	83.260
3	11:22:57.303	1:05.541	19.292	23.818	22.431	98.833	84.839
4	11:24:02.204	1:04.901	18.914	23.437	22.550	100.310	85.270
5	11:25:08.106	1:05.902	19.146	24.136	22.620	100.611	84.625
6	11:26:14.500	1:06.394	18.836	24.927	22.631	98.979	86.814
7	11:27:20.021	1:05.521	19.061	24.037	22.423	99.714	85.379
8	11:28:24.951	1:04.930	18.801	23.624	22.505	99.419	85.925
9	11:29:30.365	1:05.414	18.812	24.354	22.248	99.125	84.200
10	11:30:35.983	1:05.618	19.659	23.396	22.563	100.310	85.487
11	11:31:40.484	1:04.501	18.807	23.227	22.467	100.310	85.596
12	11:32:45.539	1:05.055	18.810	23.779	22.466	99.863	85.270
13	11:33:52.134	1:06.595	19.366	24.064	23.165	100.611	82.543
14	11:34:57.814	1:05.680	19.285	23.526	22.869	98.543	82.951
15	11:36:03.646	1:05.832	19.049	24.055	22.728	100.460	85.487
16	11:37:08.856	1:05.210	19.077	23.596	22.537	98.254	85.054
17	11:38:13.794	1:04.938	19.090	23.349	22.499	99.419	85.925
18	11:39:19.935	1:06.141	19.087	23.734	23.320	99.863	83.467

(90) Joe CRUTTENDEN

1	11:20:07.618	1:18.281	23.780	29.743	24.758	49.489	71.315
2	11:21:20.015	1:12.397	21.305	25.752	25.340		82.240
3	11:22:27.753	1:07.738	19.860	25.188	22.690		83.571
4	11:23:33.521	1:05.768	19.206	24.214	22.348		84.306
5	11:24:41.580	1:08.059	19.068	26.313	22.678		84.518
6	11:25:46.742	1:05.162	19.241	23.548	22.373		83.571
7	11:26:51.973	1:05.231	19.550	23.541	22.140		84.625
8	11:27:57.421	1:05.448	19.490	23.846	22.112		85.596
9	11:29:02.046	1:04.625	18.986	23.368	22.271		85.054
10	11:30:06.979	1:04.933	19.191			99.863	84.200
11	11:31:16.174	1:09.195	19.409			100.011	85.054
12	11:32:21.428	1:05.254	19.260			98.979	84.306
13	11:33:26.744	1:05.316	19.256			99.863	78.950
14	11:34:32.880	1:06.136	19.066			100.460	84.518
15	11:35:40.789	1:07.909	20.279			100.762	85.162
16	11:36:45.658	1:04.869	19.168	23.174	22.527	99.566	83.780
17	11:37:54.591	1:08.933	19.327			100.914	81.343
18	11:39:00.060	1:05.469	19.559	23.669	22.241	96.976	84.946

(58) Tony JONES

1	11:20:03.304	1:16.289	23.760	28.765	23.764	49.163	65.343
2	11:21:10.390	1:07.086	19.267	24.951	22.868	96.697	83.675
3	11:22:20.007	1:09.617	19.376	27.332	22.909	96.836	84.095
4	11:23:26.838	1:06.831	19.313	24.495	23.023	97.257	84.200
5	11:24:34.101	1:07.263	19.489	24.963	22.811	98.398	83.989
6	11:25:41.023	1:06.922	19.516	24.604	22.802	97.824	84.732
7	11:26:46.818	1:05.795	19.149	24.093	22.553	98.398	85.379
8	11:27:53.464	1:06.646	19.296	24.641	22.709	97.824	85.487
9	11:28:59.613	1:06.149	19.045	24.279	22.825	98.398	85.054
10	11:30:06.693	1:07.080	19.578	24.459	23.043	97.824	85.054
11	11:31:12.715	1:06.022	19.436	24.166	22.420	97.682	84.518
12	11:32:19.358	1:06.643	19.564	24.407	22.672	98.254	84.839
13	11:33:26.059	1:06.701	19.423	24.273	23.005	97.967	84.946
14	11:34:32.562	1:06.503	19.222	24.635	22.646	97.682	85.379
15	11:35:38.857	1:06.295	19.314	24.319	22.662	96.836	82.442
16	11:36:45.294	1:06.437	19.536	24.245	22.656	97.824	85.596
17	11:37:52.082	1:06.788	19.431	24.690	22.667	98.543	86.368
18	11:38:58.272	1:06.190	19.567	24.231	22.392	96.976	84.095

(7) Will PAYNE

1	11:20:25.397	1:11.951	22.384	26.627	22.940	52.841	80.755
2	11:21:32.639	1:07.242	19.381	24.653	23.208	96.697	83.989
3	11:22:43.000	1:10.361	19.667	24.236	26.458	95.595	78.488
4	11:24:03.625	1:20.625	22.488	27.437	30.700	72.943	63.130

Clerk of the Course

Orbits


Sig : Time :
Chief Timekeeper : Ian Sharp (SMART Timing)
Resulats available at www.speedhive.com and www.smart-timing.co.uk





Super Lap Scotland - Round 3 AC

MG Trophy Knockhill 1.267 miles
 Race 2 08/07/2017 15:30
 Race (20:00 Time) started at 15:27:54




POLE POSITION

		POLE POSITION		
2	73 Ross MAKAR 59.879	1	92 Graham ROSS 59.747	1
4	22 Gary WETTON 1:00.549	3	87 Colin ROBERTSON 1:00.340	2
6	31 Jack ROBERTS 1:01.004	5	99 Doug COLE 1:00.853	3
8	13 Andrew ROGERSON 1:01.487	7	69 Paul LUTI 1:01.191	4
10	4 Simon BYRNE 1:01.791	9	55 Tom BUTLER 1:01.699	5
12	46 Ryan FIRTH 1:01.987	11	77 Robin WALKER 1:01.869	6
14	19 Richard MARSH 1:02.088	13	88 James COLE 1:02.002	7
16	33 Patrick BOOTH 1:02.538	15	2 Chris BRAY 1:02.106	8
18	63 Ollie HOOD 1:02.700	17	75 Andy SPENCER 1:02.632	9
20	64 Matt TURNBULL 1:03.170	19	37 Mike HARRIS 1:02.740	10

Clerk of the Course Orbits

Sig : Time :
 Chief Timekeeper : Ian Sharp (SMART Timing)
 Resulats available at www.speedhive.com and www.smart-timing.co.uk





Super Lap Scotland - Round 3 AC

MG Trophy

Knockhill 1.267 miles

Race 2

08/07/2017 15:30

Race (20:00 Time) started at 15:27:54



22
80 Tylor BALLARD
1:04.344

24
50 John BOOTH
1:04.501

26
58 Tony JONES
1:05.795

21
32 Iain DOWLER
1:03.593

23
39 James BLAKE
1:04.377

25
90 Joe CRUTTENDEN
1:04.625

27
7 Will PAYNE
1:07.242

11

12

13

14

Clerk of the Course

Orbits

Sig : Time :
Chief Timekeeper : Ian Sharp (SMART Timing)
Resulats available at www.speedhive.com and www.smart-timing.co.uk





Bulletin No. _____

Super Lap Scotland - Round 3 AC

Sorted on best lap time

Super Lap Scotland

Knockhill 1.267 miles

Practice - Group 1

08/07/2017 11:40

Practice started at 11:47:59

Pos	No.	Name	Make/Model	Class Code	Laps	Best Tm	Diff	Best Speed	2nd Best
1	31	Stephen MacFARLANE	Subaru Impreza	SLS-E	12	1:00.157		75.816	1:00.268
2	83	Fraser JAMIESON	Renault Clio 172 Ph1	SLS-E	9	1:00.812	0.655	74.999	1:01.082
3	67	Marshall WISHART	Mazda RX8	SLS-F	11	1:00.875	0.718	74.921	1:01.206
4	54	Steven McNAB	Renault Clio	SLS-E	13	1:01.101	0.944	74.644	1:01.113
5	43	Stuart BUCHAN	Renault Clio 172 Cup	SLS-E	11	1:01.194	1.037	74.531	1:01.244
6	103	Stuart ROBERTSON	Renault Clio	SLS-E	9	1:01.442	1.285	74.230	1:01.830
7	6	Michael FOSTER	Renault Clio 172	SLS-E	12	1:01.846	1.689	73.745	1:02.624
8	53	Jamie GOUDIE	Mazda MX5	SLS-E	13	1:02.057	1.900	73.494	1:02.461
9	41	Neil METHVEN	Renault Clio 182	SLS-F	8	1:02.243	2.086	73.275	1:03.044
10	12	James McELENY	Subaru Impreza	SLS-E	7	1:02.763	2.606	72.668	1:03.532
11	88	Martin BROWN	Subaru Impreza WRX	SLS-F	12	1:02.854	2.697	72.562	1:03.682
12	94	Jonathan SCRIMGEOUR	Vauxhall Astra VXR	SLS-E	11	1:03.207	3.050	72.157	1:03.244
13	81	Ian PITMAN	Mini Cooper S JCW	SLS-E	11	1:03.393	3.236	71.945	1:03.491
14	48	Colin DUTHIE	Audi A3 3.2	SLS-F	11	1:04.243	4.086	70.994	1:04.609
15	56	Ian BIAGI	BMC Mini Clubman	SLS-E	11	1:06.901	6.744	68.173	1:07.230
16	132	Suzanne BUIST	Mini Cooper S	SLS-F	7	1:07.524	7.367	67.544	1:07.999

Clerk of the Course

Orbits

Sig : Time :
Chief Timekeeper : Ian Sharp (SMART Timing)

Resulats available at www.speedhive.com and www.smart-timing.co.uk

Printed: 10/07/2017 18:43:50



Super Lap Scotland - Round 3 AC

Super Lap Scotland

Knockhill 1.267 miles

Practice - Group 1

08/07/2017 11:40

Practice started at 11:47:59

Lap	Time of Day	Lap Tm	S1	S2	S3	SFSpd	S1Spd
(31) Stephen MacFARLANE							
1	11:50:03.490	1:18.065	23.601	29.466	24.998	46.602	75.914
2	11:51:09.575	1:06.085	19.496	25.419	21.170	93.076	85.815
3	11:52:10.219	1:00.644	17.625	22.240	20.779	112.033	94.518
4	11:53:11.841	1:01.622	17.937	22.868	20.817	111.474	93.726
5	11:54:13.172	1:01.331	17.965	22.922	20.444	112.220	94.785
6	11:55:29.968	1:16.796	19.389	34.411	22.996	112.597	69.326
7	11:56:30.340	1:00.372	17.839	22.229	20.304	110.922	94.385
8	11:57:30.497	1:00.157	17.543	22.167	20.447	112.597	94.120
9	11:58:38.614	1:08.117	20.161	27.038	20.918	111.474	73.342
10	11:59:51.151	1:12.537	21.082	29.426	22.029	114.129	66.116
11	12:00:51.419	1:00.268	17.481	22.340	20.447	111.846	93.857
12	12:02:10.478	1:19.059	20.329	31.874	26.856	111.290	65.535

Lap	Time of Day	Lap Tm	S1	S2	S3	SFSpd	S1Spd
(83) Fraser JAMIESON							
1	11:49:52.110	1:14.407	23.325	29.340	21.742	52.633	66.116
2	11:50:53.330	1:01.220	17.992	22.557	20.671	106.520	90.686
3	11:51:54.767	1:01.437	17.946	22.855	20.636	107.717	91.427
4	11:53:08.594	1:13.827	22.159	30.891	20.777	106.689	59.178
5	11:54:09.676	1:01.082	17.845	22.696	20.541	108.413	92.054
6	11:55:10.488	1:00.812	17.827	22.385	20.600	108.588	93.076
7	11:57:49.452	2:38.964	21.549	34.219	1:43.196	108.064	61.118
8	11:58:59.908	1:10.456	21.786	27.794	20.876	48.841	73.826
9	12:00:03.593	1:03.685	18.896	23.562	21.227	108.941	90.320

Lap	Time of Day	Lap Tm	S1	S2	S3	SFSpd	S1Spd
(67) Marshall WISHART							
1	11:50:33.698	1:17.208	25.245	25.710	26.253	43.379	62.194
2	11:51:38.931	1:05.233	20.247	22.827	22.159	75.402	86.927
3	11:52:43.340	1:04.409	18.427	24.649	21.333	103.721	86.702
4	11:53:48.403	1:05.063	18.480	23.322	23.261	106.015	85.379
5	11:54:49.278	1:00.875	18.281	22.295	20.299	103.402	84.946
6	11:55:51.710	1:02.432	18.182	23.358	20.892	104.204	86.814
7	11:57:06.371	1:14.661	18.543	25.628	30.490	102.768	86.257
8	11:58:21.808	1:15.437	25.594	29.163	20.680	65.471	58.052
9	11:59:23.033	1:01.225	18.095	22.901	20.229	104.366	86.257
10	12:00:24.239	1:01.206	18.010	22.618	20.578	106.183	87.837
11	12:02:26.688	2:02.449	18.212	22.951	1:21.286	105.848	86.257

Lap	Time of Day	Lap Tm	S1	S2	S3	SFSpd	S1Spd
(54) Steven McNAB							
1	11:49:58.143	1:14.968	23.612			50.193	75.317
2	11:50:59.889	1:01.746	18.132			107.201	91.179
3	11:52:02.181	1:02.292	18.359			108.588	91.552
4	11:53:03.546	1:01.365	18.035			106.183	91.802
5	11:54:22.344	1:18.798	21.331			108.413	60.457
6	11:55:34.863	1:12.519	23.673			73.342	72.549
7	11:56:36.084	1:01.221	17.933			107.544	92.435
8	11:57:37.642	1:01.558	18.101			108.941	91.802
9	11:58:52.337	1:14.695	22.215			108.764	64.901
10	12:00:00.342	1:08.005	21.159	25.300	21.546	74.481	81.639
11	12:01:01.443	1:01.101	17.990			108.941	92.562
12	12:02:10.528	1:09.085	19.862			109.653	73.342
13	12:03:11.641	1:01.113	17.827			109.118	92.690

Lap	Time of Day	Lap Tm	S1	S2	S3	SFSpd	S1Spd
(43) Stuart BUCHAN							
1	11:49:22.316	1:20.661	28.307	29.899	22.455	47.866	58.918
2	11:51:21.976	1:59.660	18.922	23.859	1:16.879	104.692	89.358
3	11:52:39.601	1:17.625	25.967	30.444	21.214	41.019	60.403
4	11:53:40.795	1:01.194	18.247	22.153	20.794	103.242	90.686
5	11:54:42.728	1:01.933	18.425	22.536	20.972	103.882	90.198
6	11:56:56.226	2:13.498	23.508	28.210	1:21.780	99.125	65.599
7	11:58:12.989	1:16.763	26.953	28.457	21.353	52.224	39.662
8	11:59:14.233	1:01.244	18.385	22.241	20.618	104.043	91.055
9	12:00:30.834	1:16.601	22.752	31.200	22.649	105.681	48.664
10	12:01:32.161	1:01.327	18.186	22.435	20.706	104.043	90.932
11	12:02:34.880	1:02.719	19.089	22.266	21.364	104.692	90.564

Lap	Time of Day	Lap Tm	S1	S2	S3	SFSpd	S1Spd
(103) Stuart ROBERTSON							
1	11:50:54.383	1:23.967	26.429	32.443	25.095	43.435	55.599
2	11:52:02.167	1:07.784	18.906	25.691	23.187	97.257	89.596
3	11:53:04.771	1:02.604	18.697	22.892	21.015	91.179	91.677
4	11:54:07.213	1:02.442	18.439	22.629	21.374	104.692	90.442
5	11:55:09.903	1:02.690	18.582	23.133	20.975	103.882	91.303
6	11:57:33.583	2:23.680	23.179	29.828	1:30.673	104.204	56.919

Lap	Time of Day	Lap Tm	S1	S2	S3	SFSpd	S1Spd
7	11:58:40.031	1:06.448	20.631	24.202	21.615	49.636	89.716
8	11:59:41.861	1:01.830	18.426	22.818	20.586	106.520	91.055
9	12:00:43.303	1:01.442	18.289	22.540	20.613	107.717	91.303
(6) Michael FOSTER							
1	11:50:06.781	1:16.035	26.008	27.635	22.392	48.453	46.994
2	11:51:10.389	1:03.608	18.631	23.504	21.473	104.529	88.767
3	11:52:13.155	1:02.766	18.322	22.848	21.596	106.015	89.957
4	11:54:02.863	1:49.708	19.186	23.984	1:06.538	105.020	88.299
5	11:55:19.246	1:16.383	24.848	29.029	22.506	45.374	57.259
6	11:56:21.890	1:02.644	18.518	22.977	21.149	102.926	89.836
7	11:57:25.041	1:03.151	18.417	23.331	21.403	105.349	89.477
8	11:58:38.135	1:13.094	21.570	30.042	21.482	104.692	63.130
9	11:59:40.759	1:02.624	18.576	22.879	21.169	105.020	88.884
10	12:00:42.605	1:01.846	18.194	22.626	21.026	106.351	90.198
11	12:01:57.178	1:14.573	20.187	28.261	26.125	106.689	63.012
12	12:03:11.530	1:14.352	23.675	28.020	22.657	76.607	63.012

Lap	Time of Day	Lap Tm	S1	S2	S3	SFSpd	S1Spd
(53) Jamie GOUDIE							
1	11:50:19.550	1:17.097	25.296			42.127	60.512
2	11:51:25.674	1:06.124	19.447			98.979	82.645
3	11:52:30.641	1:04.967	19.915			90.932	83.780
4	11:53:33.744	1:03.103	18.714			102.142	84.625
5	11:54:37.037	1:03.293	18.894			101.832	84.625
6	11:55:39.775	1:02.738	18.624			101.524	81.639
7	11:56:43.367	1:03.592	19.567			102.768	85.270
8	11:57:45.424	1:02.057	18.542			98.111	84.839
9	11:58:52.204	1:06.780	18.822			101.524	73.583
10	11:59:54.665	1:02.461	18.730			100.310	83.780
11	12:00:58.072	1:03.407	18.535			101.524	84.412
12	12:02:01.408	1:03.336	18.840			100.611	82.951
13	12:03:04.337	1:02.929	18.936			97.824	84.306

Lap	Time of Day	Lap Tm	S1	S2	S3	SFSpd	S1Spd
(41) Neil METHVEN							
1	11:50:39.103	1:14.435	24.250	26.641	23.544	37.282	78.488
2	11:51:45.329	1:06.226	20.014	24.026	22.186	90.198	86.368
3	11:52:48.809	1:03.480	18.552	23.160	21.768	103.721	87.837
4	11:53:51.853	1:03.044	18.405	23.241	21.398	103.242	88.532
5	11:56:54.233	3:02.380	24.543	36.512	2:01.325	102.926	50.609
6	11:58:01.584	1:07.351	21.003	24.058	22.290	51.861	86.368
7	11:59:05.801						



Super Lap Scotland - Round 3 AC

Super Lap Scotland

Knockhill 1.267 miles

Practice - Group 1

08/07/2017 11:40

Practice started at 11:47:59

Lap	Time of Day	Lap Tm	S1	S2	S3	SFSpd	S1Spd
8	11:59:37.618	1:11.976	25.917	24.628	21.431	50.533	66.443
9	12:00:40.862	1:03.244	18.664	23.042	21.538	108.588	90.077
10	12:01:44.429	1:03.567	18.699	23.255	21.613	105.681	90.198
11	12:02:47.636	1:03.207	18.865	22.953	21.389	106.183	89.957

(81) Ian PITMAN

1	11:49:44.438	1:11.106	23.078	25.578	22.450	49.199	81.639
2	11:50:47.831	1:03.393	18.437	23.265	21.691	101.832	85.925
3	11:51:51.846	1:04.015	18.441	23.393	22.181	102.611	85.596
4	11:52:55.730	1:03.884	18.677	23.123	22.084	101.832	85.162
5	11:54:00.591	1:04.861	18.589	23.379	22.893	101.371	85.379
6	11:55:04.219	1:03.628	18.611	22.956	22.061	100.762	85.162
7	11:56:08.219	1:04.000	18.672	23.073	22.255	100.611	85.162
8	11:57:11.765	1:03.546	18.774	23.043	21.729	100.460	84.625
9	11:58:15.378	1:03.613	18.744	22.855	22.014	101.832	84.412
10	11:59:18.869	1:03.491	18.608	23.161	21.722	99.863	85.487
11	12:00:22.632	1:03.763	18.766	22.880	22.117	101.987	85.270

(48) Colin DUTHIE

1	11:50:27.621	1:20.257	24.550	30.050	25.657	43.976	75.572
2	11:51:37.429	1:09.808	20.697	26.061	23.050	85.162	80.465
3	11:52:42.675	1:05.246	19.586	24.405	21.255	93.988	85.379
4	11:55:44.189	3:01.514	18.463	23.555	2:19.496	104.043	90.320
5	11:56:58.635	1:14.446	24.117	26.156	24.173	33.370	82.442
6	11:58:06.262	1:07.627	20.683	25.088	21.856	75.064	87.266
7	11:59:10.871	1:04.609	18.698	24.413	21.498	102.454	89.836
8	12:00:15.114	1:04.243	18.686	24.023	21.534	104.856	90.198
9	12:01:20.062	1:04.948	18.944	24.581	21.423	103.721	90.198
10	12:02:24.766	1:04.704	18.738	24.125	21.841	103.402	90.198
11	12:03:33.558	1:08.792	18.561	24.630	25.601	103.882	89.836

(56) Ian BIAGI

1	11:50:08.976	1:20.296	24.431	28.403	27.462	47.292	65.153
2	11:51:18.523	1:09.547	21.499	24.791	23.257	73.826	77.224
3	11:52:26.382	1:07.859	20.016	24.500	23.343	94.785	82.747
4	11:53:33.283	1:06.901	19.626	24.817	22.458	93.465	85.270
5	11:54:40.582	1:07.299	20.175	24.216	22.908	96.143	84.306
6	11:57:46.556	3:05.974	21.239	32.269	2:12.466	95.053	58.001
7	11:58:58.631	1:12.075	22.773	25.504	23.798	40.064	75.487
8	12:00:06.497	1:07.866	20.094	25.054	22.718	93.726	83.157
9	12:01:14.522	1:08.025	19.900	25.010	23.115	97.257	81.048
10	12:02:21.752	1:07.230	19.462	25.009	22.759	95.459	86.035
11	12:03:46.395	1:24.643	23.398	33.955	27.290	96.976	56.251

(132) Suzanne BUIST

1	11:50:49.673	1:20.694	25.563	29.165	25.966	38.435	74.897
2	11:52:03.057	1:13.384	20.979	27.459	24.946	98.833	80.755
3	11:53:20.994	1:17.937	21.597	29.803	26.537	84.412	73.826
4	11:54:31.633	1:10.639	20.166	27.438	23.035	99.272	81.048
5	11:55:39.157	1:07.524	19.791	25.475	22.258	102.768	84.518
6	11:56:52.460	1:13.303	21.376	27.942	23.985	104.043	71.696
7	11:58:00.459	1:07.999	19.491	25.995	22.513	104.043	83.157

Clerk of the Course

Sig : Time :
Chief Timekeeper : Ian Sharp (SMART Timing)

Resulats available at www.speedhive.com and www.smart-timing.co.uk

Printed: 10/07/2017 18:44:02

Orbits





Bulletin No. _____

Super Lap Scotland - Round 3 AC

Sorted on best lap time

Super Lap Scotland

Knockhill 1.267 miles

Practice - Group 2

08/07/2017 12:20

Practice (15:00 Time) started at 12:06:17

Pos	No.	Name	Make/Model	Class Code	Laps	Best Tm	Diff	Best Speed	2nd Best
1	34	Blair McCONACHIE	Caterham Superlight R	SLS-C	14	56.851		80.224	57.049
2	131	Keith COWIE	Seat Leon Supercopa	SLS-C	12	57.169	0.318	79.778	57.247
3	11	Christopher CHERRY	Mitsubishi Evo	SLS-D	12	57.996	1.145	78.641	58.173
4	77	Ian BONTHRONE	BMW E46 M3	SLS-D	13	58.190	1.339	78.378	58.421
5	78	David RYBOWSKI	Subaru Impreza WRX	SLS-D	8	59.821	2.970	76.241	1:00.055
6	28	Craig MENZIES	Lotus Exige	SLS-C	14	1:00.227	3.376	75.727	1:00.371
7	5	Paul TOMLINSON	Subaru Impreza	SLS-C	7	1:00.662	3.811	75.184	1:01.537
8	9	Steven ARKLEY	Westfield Megabusa	SLS-C	14	1:01.351	4.500	74.340	1:01.806
9	23	Andrew COWIE	Subaru Impreza	SLS-D	12	1:01.643	4.792	73.988	1:01.793
10	10	Jack REID	Mercedes A45 AMG	SLS-D	7	1:01.770	4.919	73.836	1:01.900
11	21	Marc IRVINE	Ford Focus ST	SLS-D	6	1:02.340	5.489	73.161	1:03.140
12	42	Alex MILNE	Audi TTRS Plus	SLS-D	4	1:03.387	6.536	71.952	1:04.582
13	3	Jean-Luc CARTWRIGHT	Lexus IS-F	SLS-D	14	1:03.528	6.677	71.793	1:03.838
14	52	Keith BOYD	Honda Civic	SLS-B	9	1:05.912	9.061	69.196	1:06.391
15	73	Robert DAVEY	Lotus Elise S220 Cup	SLS-D	13	1:06.220	9.369	68.874	1:06.393

Clerk of the Course

Orbits

Sig : Time :
 Chief Timekeeper : Ian Sharp (SMART Timing)
 Resulats available at www.speedhive.com and www.smart-timing.co.uk





Super Lap Scotland - Round 3 AC

Super Lap Scotland

Knockhill 1.267 miles

Practice - Group 2

08/07/2017 12:20

Practice (15:00 Time) started at 12:06:17

Lap	Time of Day	Lap Tm	S1	S2	S3	SFSpd	S1Spd
(34) Blair McCONACHIE							
1	12:08:14.934	1:22.802	24.537	34.133	24.132	55.369	51.032
2	12:09:19.458	1:04.524	17.002	24.993	22.529	113.935	103.242
3	12:10:16.510	57.052	16.508	21.285	19.259	115.703	103.561
4	12:11:25.978	1:09.468	17.582	28.462	23.424	117.526	75.064
5	12:12:24.569	58.591	16.265	21.554	20.772	117.940	103.882
6	12:13:21.618	57.049	16.560	21.478	19.011	115.504	95.595
7	12:14:26.460	1:04.842	16.366	22.671	25.805	117.321	104.204
8	12:15:37.012	1:10.552	22.551	27.705	20.296	74.564	69.614
9	12:16:33.863	56.851	16.361	21.391	19.099	116.506	105.020
10	12:17:40.082	1:06.219	16.813	25.157	24.249	116.506	104.692
11	12:18:50.176	1:10.094	21.642	28.928	19.524	81.048	67.923
12	12:19:47.264	57.088	16.387	21.378	19.323	116.103	105.349
13	12:20:51.500	1:04.236	18.161	26.063	20.012	116.304	90.442
14	12:21:52.381	1:00.881	16.371	21.968	22.542	116.506	104.366

(131) Keith COWIE							
1	12:08:19.572	1:22.630	23.510	34.368	24.752	44.005	81.146
2	12:09:45.441	1:25.869	29.081	34.187	22.601	93.465	45.839
3	12:10:44.225	58.784	16.444	22.527	19.813	124.968	110.922
4	12:11:41.826	57.601	16.530	22.090	18.981	123.133	109.118
5	12:13:54.229	2:12.403	17.852	26.250	1:28.301	126.142	82.341
6	12:15:07.233	1:13.004	22.157	28.724	22.123	38.108	89.477
7	12:16:05.159	57.926	16.146	21.717	20.063	125.435	109.832
8	12:17:03.554	58.395	16.413	21.798	20.184	120.265	109.296
9	12:18:10.534	1:06.980	17.364	28.559	21.057	122.683	84.732
10	12:19:07.781	57.247	16.538	21.743	18.966	123.815	108.764
11	12:20:12.168	1:04.387	17.823	25.976	20.588	124.504	83.467
12	12:21:09.337	57.169	16.325	21.535	19.309	122.236	109.832

(11) Christopher CHERRY							
1	12:08:06.158	1:16.967	26.261	30.319	20.387	47.226	47.493
2	12:09:04.983	58.825	17.736	21.505	19.584	118.147	100.914
3	12:10:17.672	1:12.689	17.208	28.839	26.642	117.733	100.611
4	12:11:32.975	1:15.303	23.274	28.304	23.725	70.938	75.317
5	12:12:31.224	58.249	17.168	21.589	19.492	117.526	100.460
6	12:13:29.220	57.996	17.049	21.254	19.693	117.733	100.011
7	12:16:12.730	2:43.510	19.682	29.175	1:54.653	116.304	68.268
8	12:17:29.469	1:16.739	28.820	27.862	20.057	34.239	60.186
9	12:18:27.642	58.173	17.252	21.633	19.288	117.733	100.762
10	12:19:25.845	58.203	17.436	21.467	19.300	117.526	99.419
11	12:20:41.032	1:15.187	21.372	32.512	21.303	116.103	64.341
12	12:21:47.259	1:06.227	17.118	21.327	27.782	116.709	100.762

(77) Ian BONTHRONE							
1	12:07:29.470	1:07.624	22.804	24.498	20.322	38.216	88.068
2	12:08:29.506	1:00.036	17.780	21.633	20.623	114.518	99.272
3	12:09:31.955	1:02.449	17.845	23.292	21.312	113.549	100.011
4	12:10:30.599	58.644	17.618	21.290	19.736	112.786	98.688
5	12:11:30.870	1:00.271	18.155	21.588	20.528	115.903	97.540
6	12:12:29.060	58.190	17.382	21.296	19.512	115.107	98.543
7	12:13:27.481	58.421	17.331	21.389	19.701	116.709	98.111
8	12:14:28.120	1:00.639	17.570	21.284	21.785	115.305	98.111
9	12:17:44.857	3:16.737	22.853	27.291	2:26.593	81.146	68.687
10	12:18:48.251	1:03.394	20.313	23.536	19.545	42.635	99.566
11	12:19:46.837	58.586	17.382	21.387	19.817	115.703	99.714
12	12:20:48.793	1:01.956	19.081	23.182	19.693	115.107	96.005
13	12:21:51.142	1:02.349	17.385	22.833	22.131	114.129	99.125

(78) David RYBOWSKI							
1	12:08:07.887	1:27.659	27.222			46.602	69.614
2	12:09:26.865	1:18.978	24.179			77.313	54.515
3	12:10:32.506	1:05.641	17.399			115.305	96.143
4	12:11:58.185	1:25.679	27.294			75.064	53.176
5	12:12:58.006	59.821	17.474			115.504	95.053
6	12:14:16.885	1:18.879	20.966			114.518	70.343
7	12:15:16.940	1:00.055	17.567			115.703	93.857
8	12:16:36.152	1:19.212	21.415			113.166	62.953

(28) Craig MENZIES							
1	12:07:43.394	1:17.576	24.490	30.581	22.505	53.643	63.851
2	12:08:47.752	1:04.358	17.526	24.554	22.278	117.321	98.833
3	12:09:48.399	1:00.647	17.406	22.861	20.380	114.129	98.254

4	12:10:48.834	1:00.435	17.200	23.011	20.224	118.565	98.688
5	12:11:49.205	1:00.371	17.217	22.863	20.291	119.196	98.111
6	12:12:49.432	1:00.227	17.200	22.755	20.272	118.775	96.558
7	12:13:57.581	1:08.149	17.122	23.385	27.642	118.985	97.967
8	12:15:10.601	1:13.020	25.149	26.729	21.142	57.851	62.137
9	12:16:10.987	1:00.386	17.194	22.929	20.263	118.565	98.543
10	12:17:12.717	1:01.730	17.118	23.225	21.387	118.356	98.688
11	12:18:13.399	1:00.682	17.012	22.913	20.757	115.107	99.272
12	12:19:29.460	1:16.061	18.196	26.890	30.975	113.549	78.765
13	12:20:44.654	1:15.194	24.930	28.559	21.705	64.465	56.204
14	12:21:45.726	1:01.072	17.629	23.018	20.425	118.356	97.967

(5) Paul TOMLINSON							
1	12:08:01.247	1:24.189	24.685	35.612	23.892	49.820	67.242
2	12:09:04.285	1:03.038	19.808	22.834	20.396	96.419	99.419
3	12:14:48.082	5:43.797	17.573	22.618	5:03.606	119.196	99.419
4	12:15:57.826	1:09.744	22.184	24.903	22.657	41.527	94.919
5	12:17:00.711	1:02.885	19.111	23.130	20.644	109.118	96.836
6	12:18:02.248	1:01.537	18.055	23.015	20.467	119.409	98.254
7	12:19:02.910	1:00.662	18.088	22.244	20.330	112.786	99.863

(9) Steven ARKLEY							
1	12:07:28.323	1:09.509	23.275			40.160	88.183
2	12:08:29.674	1:01.351	17.234			109.474	98.833
3	12:09:33.106	1:03.432	18.770			108.238	96.697
4	12:10:34.912	1:01.806	17.457			112.408	99.125
5	12:11:38.303	1:03.391	18.326			103.721	100.161
6	12:12:40.305	1:02.002	17.822			111.474	99.125
7	12:13:43.569	1:03.264	18.060			113.357	99.714
8	12:14:46.149	1:02.580	17.644	23.820	21.116	112.976	99.566
9	12:15:51.916	1:05.767	17.986			112.220	85.815
10	12:16:54.485	1:02.569	17.808			111.105	99.714
11	12:18:23.647	1:29.162	27.113			104.204	45.190
12	12:19:51.332	1:27.685	26.784			64.589	40.257
13	12:20:54.706	1:03.374	18.304			103.242	101.371
14	12:22:03.370	1:08.664	17.912			110.556	99.125

(23) Andrew COWIE							
1	12:10:00.346	3:31.590	28.745	31.671	2:31.174	42.127	54.426
2	12:11:10.675	1:10.329	23.187	25.211	21.931	35.906	88.299
3	12:12:14.967	1:04.292	19.088	24.012	21.192	115.504	93.595
4	12:13:18.407	1:03.440	18.752	23.669	21.019	115.703	94.385
5	12:14:20.200	1:01.793	18.220	22.901	20.672	116.912	96.143
6	12:15:22.403	1:02.203	18.284	23.239	20.680	115.903	95.459
7	12:16:30.46						



Super Lap Scotland - Round 3 AC

Super Lap Scotland

Knockhill 1.267 miles

Practice - Group 2

08/07/2017 12:20

Practice (15:00 Time) started at 12:06:17

Lap	Time of Day	Lap Tm	S1	S2	S3	SFSpd	S1Spd	Lap	Time of Day	Lap Tm	S1	S2	S3	SFSpd	S1Spd
(3) Jean-Luc CARTWRIGHT															
1	12:07:40.907	1:17.186	23.754	29.784	23.648	43.045	79.700								
2	12:08:48.596	1:07.689	19.122	24.896	23.671	110.193	98.543								
3	12:09:53.739	1:05.143	18.674	24.743	21.726	107.717	98.111								
4	12:10:58.698	1:04.959	18.465	25.008	21.486	117.733	97.399								
5	12:12:03.404	1:04.706	18.271	24.896	21.539	117.940	95.595								
6	12:13:07.242	1:03.838	17.962	24.429	21.447	117.526	97.967								
7	12:14:11.569	1:04.327	18.265	24.527	21.535	117.733	97.540								
8	12:15:17.263	1:05.694	18.874	24.661	22.159	117.733	99.125								
9	12:16:22.089	1:04.826	19.024	24.290	21.512	90.932	96.976								
10	12:17:26.433	1:04.344	18.535	24.186	21.623	112.220	92.562								
11	12:18:31.411	1:04.978	18.543	24.903	21.532	117.526	95.323								
12	12:19:50.122	1:18.711	19.210	30.384	29.117	117.116	70.863								
13	12:21:05.007	1:14.885	22.354	30.040	22.491	67.041	71.315								
14	12:22:08.535	1:03.528	18.186	24.053	21.289	117.116	97.540								
(52) Keith BOYD															
1	12:08:26.483	1:25.615	24.354	34.231	27.030	42.527	76.259								
2	12:09:32.874	1:06.391	19.751	23.864	22.776	98.979	84.518								
3	12:12:51.798	3:18.924	20.894	27.096	2:30.934	97.399	74.813								
4	12:14:08.999	1:17.201	24.692	28.675	23.834	40.869	56.871								
5	12:15:15.500	1:06.501	19.955	24.160	22.386	98.398	82.543								
6	12:16:21.412	1:05.912	19.539	23.753	22.620	101.218	83.675								
7	12:19:30.516	3:09.104	22.455	30.218	2:16.431	99.419	66.907								
8	12:20:44.448	1:13.932	23.615	26.806	23.511	40.745	77.851								
9	12:21:51.044	1:06.596	19.679	23.859	23.058	98.688	82.240								
(73) Robert DAVEY															
1	12:08:09.055	1:22.495	24.472	31.056	26.967	46.538	71.089								
2	12:09:20.145	1:11.090	20.479	26.082	24.529	80.272	90.809								
3	12:10:28.801	1:08.656	19.084	25.870	23.702	87.837	91.802								
4	12:11:38.874	1:10.073	20.465	26.182	23.426	92.818	80.950								
5	12:12:45.267	1:06.393	19.013	24.916	22.464	100.161	92.435								
6	12:13:51.980	1:06.713	18.484	25.492	22.737	108.238	91.179								
7	12:14:58.809	1:06.829	18.671	25.585	22.573	106.520	92.562								
8	12:16:05.681	1:06.872	18.849	25.357	22.666	107.717	92.818								
9	12:17:13.797	1:08.116	19.275	25.115	23.726	100.460	93.205								
10	12:18:20.017	1:06.220	18.738	24.806	22.676	94.785	94.518								
11	12:19:27.964	1:07.947	18.475	25.147	24.325	107.201	93.205								
12	12:20:35.115	1:07.151	19.116	25.144	22.891	95.053	91.928								
13	12:21:44.205	1:09.090	18.654	25.376	25.060	106.015	92.562								

Clerk of the Course

Sig : Time :
Chief Timekeeper : Ian Sharp (SMART Timing)

Resulats available at www.speedhive.com and www.smart-timing.co.uk

Printed: 10/07/2017 18:44:28

Orbits





Bulletin No. _____

Super Lap Scotland - Round 3 AC

Sorted on best lap time

Super Lap Scotland

Knockhill 1.267 miles

Practice - Group 3

08/07/2017 12:40


Practice (15:00 Time) started at 12:24:32

Pos	No.	Name	Make/Model	Class Code	Laps	Best Tm	Diff	Best Speed	2nd Best
1	62	Paul RANKIN	Subaru Impreza RB320	SLS-P	5	53.459		85.315	1:01.199
2	0	Andrew FORREST	Subaru Impreza Type RA	Guest	3	53.717	0.258	84.905	53.763
3	51	Colin DORWARD	Mitsubishi Evo 5	SLS-P	13	53.839	0.380	84.713	54.078
4	46	George RIGBY	Subaru Impreza Spec-C	SLS-B	8	55.002	1.543	82.921	55.380
5	29	Archie BAIN	Subaru Impreza Type RA	SLS-A	12	56.152	2.693	81.223	56.667
6	32	John STEVENSON	Subaru Impreza	SLS-A	8	56.963	3.504	80.067	59.089
7	7	David LONG	Caterham R400	SLS-P	14	57.024	3.565	79.981	57.262
8	33	Ross HOWIE	Mitsubishi Evo 8	SLS-P	7	1:00.586	7.127	75.279	1:00.600
9	79	Eric HOLMES	Mitsubishi Evo	SLS-P	4	1:07.996	14.537	67.075	1:10.662
10	55	Adam KINDNESS	Subaru Impreza STi Type R	SLS-B	3	1:18.219	24.760	58.309	1:23.663
11	95	Wayne SUTHERLAND	Mitsubishi Evo 6	SLS-A				-	

Clerk of the Course

Orbits

Sig : Time :
 Chief Timekeeper : Ian Sharp (SMART Timing)
 Resulats available at www.speedhive.com and www.smart-timing.co.uk



Super Lap Scotland - Round 3 AC

Super Lap Scotland

Knockhill 1.267 miles

Practice - Group 3

08/07/2017 12:40

Practice (15:00 Time) started at 12:24:32

Lap	Time of Day	Lap Tm	S1	S2	S3	SFSpd	S1Spd
(62) Paul RANKIN							
1	12:26:12.983	1:09.784	21.993	26.247	21.544	49.055	55.737
2	12:27:16.495	1:03.512	19.453	25.347	18.712	96.143	85.815
3	12:28:17.694	1:01.199	17.895	24.928	18.376	114.518	85.054
4	12:29:11.153	53.459	14.825	20.531	18.103	140.687	127.098
5	12:30:33.791	1:22.638	22.042	31.661	28.935	138.366	56.016

(0) Andrew FORREST							
1	12:26:31.964	1:02.211	19.563			46.217	115.107
2	12:27:25.727	53.763	15.455			135.845	118.356
3	12:28:19.444	53.717	15.050			133.415	

(51) Colin DORWARD							
1	12:26:42.024	1:05.573	22.267	23.983	19.323	42.635	104.204
2	12:27:42.383	1:00.359	17.391	23.584	19.384	105.681	112.597
3	12:28:44.322	1:01.939	17.113	23.305	21.521	116.103	121.133
4	12:29:53.264	1:08.942	21.438	28.155	19.349	131.842	70.417
5	12:30:52.463	59.199	15.778	24.838	18.583	143.087	103.721
6	12:31:46.541	54.078	15.440	20.764	17.874	143.699	122.908
7	12:32:40.988	54.447	15.407	20.878	18.162	142.782	122.683
8	12:33:56.834	1:15.846	20.206	30.141	25.499	133.150	69.183
9	12:35:05.149	1:08.315	24.415	25.076	18.824	79.417	56.016
10	12:36:10.316	1:05.167	17.026	28.205	19.936	146.523	75.742
11	12:37:04.155	53.839	15.597	20.507	17.735	144.628	123.587
12	12:38:08.166	1:04.011	15.153	22.017	26.841	145.886	124.968
13	12:39:16.075	1:07.909	21.828	27.432	18.649	72.549	83.467

(46) George RIGBY							
1	12:26:17.488	1:33.091	34.443	37.275	21.373	26.641	38.634
2	12:27:15.386	57.898	16.147	22.925	18.826	127.581	108.588
3	12:28:10.766	55.380	16.103	20.917	18.360	129.053	110.012
4	12:29:06.517	55.751	16.095	21.055	18.601	129.802	109.118
5	12:31:52.981	2:46.464	21.633	32.421	1:52.410	128.068	62.542
6	12:33:16.402	1:23.421	29.283	33.159	20.979	31.242	57.554
7	12:34:11.404	55.002	15.622	20.768	18.612	129.802	110.922
8	12:35:14.051	1:02.647	16.186	21.768	24.693	127.581	110.739

(29) Archie BAIN							
1	12:26:24.072	1:16.666	23.348	29.495	23.823	53.472	65.535
2	12:27:35.698	1:11.626	20.494	31.064	20.068	85.054	73.826
3	12:28:33.510	57.812	16.553	21.944	19.315	127.339	110.012
4	12:29:30.351	56.841	16.096	22.108	18.637	136.398	115.107
5	12:32:16.563	2:46.212	18.270	27.240	2:00.702	137.234	77.941
6	12:33:20.749	1:04.186	19.576	25.112	19.498	51.463	86.814
7	12:34:17.707	56.958	16.058	22.154	18.746	136.954	110.922
8	12:35:13.859	56.152	15.839	21.493	18.820	136.954	116.103
9	12:36:23.141	1:09.282	19.673	30.657	18.952	136.675	66.641
10	12:37:20.163	57.022	16.154	21.764	19.104	137.516	114.714
11	12:38:34.087	1:13.924	22.351	31.896	19.677	120.697	55.006
12	12:39:30.754	56.667	16.428	21.601	18.638	134.754	110.374

(32) John STEVENSON							
1	12:26:41.551	1:07.952	22.379	25.077	20.496	38.194	94.252
2	12:27:40.988	59.437	16.854	23.140	19.443	124.735	100.762
3	12:28:40.077	59.089	16.561	22.800	19.728	125.201	107.372
4	12:29:48.078	1:08.001	20.116	27.940	19.945	137.234	73.022
5	12:30:54.848	1:06.770	19.160	28.526	19.084	140.392	68.970
6	12:31:56.891	1:02.043	17.503	24.076	20.464	142.177	97.257
7	12:33:00.665	1:03.774	17.095	26.433	20.246	123.815	92.181
8	12:33:57.628	56.963	16.260	22.150	18.553	136.398	114.910

(7) David LONG							
1	12:26:07.109	1:30.786	32.508	36.249	22.029	36.711	44.383
2	12:27:05.124	58.015	16.388	22.484	19.143	122.908	107.372
3	12:28:02.727	57.603	16.437	21.979	19.187	122.459	110.012
4	12:29:14.585	1:11.858	20.208	29.358	22.292	122.236	67.242
5	12:30:18.899	1:04.314	16.731	26.181	21.402	122.014	105.515
6	12:31:17.852	58.953	16.604	22.892	19.457	123.587	108.413
7	12:32:15.172	57.320	16.288	22.010	19.022	123.133	110.193
8	12:33:31.568	1:16.396	21.558	30.752	24.086	122.236	61.567
9	12:34:28.830	57.262	16.264	22.107	18.891	121.792	109.653
10	12:35:49.864	1:21.034	23.800	34.396	22.838	119.621	49.968
11	12:36:47.284	57.420	16.383	22.069	18.968	123.133	106.859

Clerk of the Course

Sig : Time :
Chief Timekeeper : Ian Sharp (SMART Timing)

Resulats available at www.speedhive.com and www.smart-timing.co.uk

Printed: 10/07/2017 18:44:57

Orbits





Super Lap Scotland - Round 3 AC

Sorted on best lap time

Super Lap Scotland

Knockhill 1.267 miles

Qualifying - Group 1

08/07/2017 13:40

Practice (15:00 Time) started at 13:42:26


Pos	No.	Name	Make/Model	Class Code	Laps	Best Tm	Diff	Best Speed	2nd Best
1	31	Stephen MacFARLANE	Subaru Impreza	SLS-E	12	1:00.239		75.712	1:00.305
2	83	Fraser JAMIESON	Renault Clio 172 Ph1	SLS-E	11	1:00.694	0.455	75.145	1:00.707
3	67	Marshall WISHART	Mazda RX8	SLS-F	12	1:00.711	0.472	75.124	1:00.881
4	54	Steven McNAB	Renault Clio	SLS-E	13	1:01.356	1.117	74.334	1:01.446
5	43	Stuart BUCHAN	Renault Clio 172 Cup	SLS-E	11	1:01.650	1.411	73.980	1:02.001
6	103	Stuart ROBERTSON	Renault Clio	SLS-E	9	1:01.723	1.484	73.892	1:02.071
7	6	Michael FOSTER	Renault Clio 172	SLS-E	12	1:01.965	1.726	73.603	1:02.155
8	53	Jamie GOUDIE	Mazda MX5	SLS-E	14	1:02.052	1.813	73.500	1:02.259
9	12	James McELENY	Subaru Impreza	SLS-E	10	1:02.167	1.928	73.364	1:02.578
10	88	Martin BROWN	Subaru Impreza WRX	SLS-F	11	1:02.337	2.098	73.164	1:02.828
11	94	Jonathan SCRIMGEOUR	Vauxhall Astra VXR	SLS-E	9	1:02.543	2.304	72.923	1:03.083
12	41	Neil METHVEN	Renault Clio 182	SLS-F	7	1:02.975	2.736	72.423	1:03.214
13	81	Ian PITMAN	Mini Cooper S JCW	SLS-E	12	1:03.717	3.478	71.580	1:03.721
14	48	Colin DUTHIE	Audi A3 3.2	SLS-F	12	1:03.865	3.626	71.414	1:04.331
15	132	Suzanne BUIST	Mini Cooper S	SLS-F	11	1:06.364	6.125	68.725	1:06.439
16	56	Ian BIAGI	BMC Mini Clubman	SLS-E	8	1:07.969	7.730	67.102	1:08.803

Clerk of the Course

Orbits

Sig : Time :
Chief Timekeeper : Ian Sharp (SMART Timing)

Resulats available at www.speedhive.com and www.smart-timing.co.uk



Super Lap Scotland - Round 3 AC

Super Lap Scotland

Knockhill 1.267 miles

Qualifying - Group 1

08/07/2017 13:40

Practice (15:00 Time) started at 13:42:26

Lap	Time of Day	Lap Tm	S1	S2	S3	SFSpd	S1Spd
(31) Stephen MacFARLANE							
1	13:44:15.125	1:17.617	23.902	31.240	22.475	50.533	63.309
2	13:45:15.515	1:00.390	18.048	22.046	20.296	110.556	94.518
3	13:46:16.349	1:00.834	17.863	22.437	20.534	112.597	94.385
4	13:47:16.588	1:00.239	17.609	22.091	20.539	111.846	95.595
5	13:48:32.501	1:15.913	21.591	29.683	24.639	110.922	64.034
6	13:49:49.947	1:17.446	20.095	29.155	28.196	85.925	79.417
7	13:50:59.965	1:10.018	22.359	26.913	20.746	67.310	72.706
8	13:52:08.425	1:08.460	17.467	24.317	26.676	112.786	94.651
9	13:53:23.307	1:14.882	22.658	30.441	21.783	75.402	64.218
10	13:54:35.446	1:12.139	19.584	29.682	22.873	112.408	69.904
11	13:55:35.751	1:00.305	17.874	21.964	20.467	111.290	93.857
12	13:56:54.965	1:19.214	19.882	31.243	28.089	112.220	69.470

Lap	Time of Day	Lap Tm	S1	S2	S3	SFSpd	S1Spd
(83) Fraser JAMIESON							
1	13:44:07.796	1:11.487	22.278	27.676	21.533	45.745	69.041
2	13:45:09.163	1:01.367	17.977	22.621	20.769	104.366	91.055
3	13:46:16.801	1:07.638	17.740	23.845	26.053	106.689	91.552
4	13:47:23.900	1:07.099	20.608	25.031	21.460	74.897	90.320
5	13:48:24.607	1:00.707	17.702	22.414	20.591	107.201	91.802
6	13:50:30.689	2:06.082	21.786	25.040	1:19.256	108.588	71.239
7	13:51:41.845	1:11.156	22.155	27.858	21.143	43.492	72.392
8	13:52:42.985	1:01.140	17.930	22.502	20.708	108.588	90.932
9	13:53:44.385	1:01.400	17.747	22.909	20.744	108.238	91.802
10	13:54:45.079	1:00.694	17.665	22.611	20.418	108.588	92.181
11	13:55:45.927	1:00.848	17.759	22.473	20.616	107.544	91.677

Lap	Time of Day	Lap Tm	S1	S2	S3	SFSpd	S1Spd
(67) Marshall WISHART							
1	13:44:09.290	1:34.365	28.756	37.035	28.574	52.305	46.345
2	13:45:12.653	1:03.363	19.464	23.383	20.516	89.002	82.849
3	13:46:37.769	1:25.116	18.204	31.088	35.824	105.020	84.946
4	13:47:56.733	1:18.964	25.735	32.455	20.774	54.648	56.440
5	13:48:57.614	1:00.881	18.163	22.116	20.602	103.882	85.379
6	13:49:58.325	1:00.711	18.200	22.110	20.401	104.856	85.706
7	13:51:01.277	1:02.952	18.337	23.873	20.742	105.349	85.054
8	13:52:04.307	1:03.030	18.513	22.921	21.596	105.184	85.487
9	13:53:06.338	1:02.031	18.415	22.799	20.817	102.768	85.379
10	13:54:07.894	1:01.556	18.235	22.687	20.634	104.366	85.925
11	13:55:36.060	1:28.166	24.932	32.696	30.538	93.076	54.470
12	13:56:52.576	1:16.516	24.147	29.363	23.006	61.907	61.510

Lap	Time of Day	Lap Tm	S1	S2	S3	SFSpd	S1Spd
(54) Steven McNAB							
1	13:44:57.993	1:29.052	27.886			35.264	55.142
2	13:46:00.304	1:02.311	18.448			104.692	90.686
3	13:47:02.178	1:01.874	18.323			107.544	91.055
4	13:48:09.265	1:07.087	18.255			108.238	92.435
5	13:49:20.602	1:11.337	23.138			65.027	63.249
6	13:50:22.204	1:01.602	18.087			108.413	91.552
7	13:51:23.560	1:01.356	17.916			108.941	91.303
8	13:52:37.133	1:13.573	21.780			108.941	63.549
9	13:53:38.579	1:01.446	17.846			108.941	92.054
10	13:54:49.255	1:10.676	18.180			109.118	90.932
11	13:56:00.778	1:11.523	23.682			78.214	58.052
12	13:57:14.270	1:13.492	20.902			109.474	57.554
13	13:58:16.400	1:02.130	18.302			108.238	90.932

Lap	Time of Day	Lap Tm	S1	S2	S3	SFSpd	S1Spd
(43) Stuart BUCHAN							
1	13:45:02.591	1:22.156	27.226	32.431	22.499	42.153	74.234
2	13:46:05.672	1:03.081	19.387	22.711	20.983	102.611	89.596
3	13:47:07.718	1:02.046	18.483	22.498	21.065	103.402	89.957
4	13:48:09.937	1:02.219	18.765	22.406	21.048	103.242	90.320
5	13:49:25.363	1:15.426	21.753	30.326	23.347	102.611	56.110
6	13:50:27.364	1:02.001	18.394	22.652	20.955	103.084	90.809
7	13:52:21.150	1:53.786	22.803	25.587	1:05.396	101.218	67.785
8	13:53:47.350	1:26.200	28.660	33.529	24.011	37.978	50.268
9	13:54:52.353	1:05.003	18.216	24.754	22.033	103.721	90.564
10	13:55:55.909	1:03.556	18.349	23.074	22.133	104.043	89.596
11	13:56:57.559	1:01.650	18.515	22.168	20.967	104.043	90.442

Lap	Time of Day	Lap Tm	S1	S2	S3	SFSpd	S1Spd
(103) Stuart ROBERTSON							
1	13:45:57.892	1:13.104	23.508	25.921	23.675	46.313	67.581
2	13:46:59.615	1:01.723	18.242	22.704	20.777	100.310	90.320
3	13:48:01.865	1:02.250	18.311	22.973	20.966	105.349	90.320

Lap	Time of Day	Lap Tm	S1	S2	S3	SFSpd	S1Spd
(6) Michael FOSTER							
1	13:50:50.454	2:48.589	21.420	29.555	1:57.614	104.856	61.174
5	13:52:00.550	1:10.096	23.342	25.046	21.708	49.857	79.136
6	13:54:58.951	2:58.401	18.439	24.930	2:15.032	105.020	90.809
7	13:56:03.443	1:04.492	20.840	22.742	20.910	46.863	89.596
8	13:57:05.905	1:02.462	18.101	22.736	21.625	106.351	90.932
9	13:58:07.976	1:02.071	18.453	22.594	21.024	104.204	91.427
(53) Jamie GOUDIE							
1	13:45:33.952	1:07.754	21.307	24.306	22.141	49.091	86.035
2	13:46:36.367	1:02.415	18.398	22.966	21.051	104.529	88.068
3	13:47:38.703	1:02.336	18.465	22.760	21.131	106.183	87.608
4	13:48:40.858	1:02.155	18.104	23.081	20.970	105.349	89.477
5	13:50:48.634	2:07.776	21.894	29.036	1:16.846	106.859	67.041
6	13:51:59.567	1:10.933	22.499	27.011	21.423	43.379	76.958
7	13:53:01.532	1:01.965	18.192	22.790	20.983	105.349	89.002
8	13:54:06.130	1:04.598	18.013	23.211	23.374	105.681	89.957
9	13:55:08.723	1:02.583	18.089	23.245	21.259	102.611	89.002
10	13:56:14.366	1:05.643	18.242	25.328	22.073	105.515	88.532
11	13:57:21.530	1:07.164	19.203	23.633	24.328	99.125	89.836
12	13:58:31.213	1:09.683	20.449	22.852	26.382	52.102	88.068

Lap	Time of Day	Lap Tm	S1	S2	S3	SFSpd	S1Spd
(12) James McELENY							
1	13:43:53.771	1:26.019	29.077			34.771	50.155
2	13:45:03.796	1:10.025	21.441			84.306	73.826
3	13:46:14.572	1:10.776	19.630			103.084	82.341
4	13:47:18.973	1:04.401	18.989			98.979	71.239
5	13:48:23.099	1:04.126	18.797			102.611	83.571
6	13:49:26.058	1:02.959	18.605			101.524	88.416
7	13:50:28.317	1:02.259	18.595			103.882	86.702
8	13:51:30.369	1:02.052	18.647			103.242	85.706
9	13:52:33.259	1:02.890	18.657			101.524	83.885
10	13:53:57.163	1:23.904	21.916			100.914	54.250
11	13:55:12.260	1:15.097	21.513			75.148	79.700
12	13:56:15.338	1:03.078	18.686			101.066	83.989
13	13:57:19.269	1:03.931	19.371			103.721	84.625
14	13:58:30.686	1:11.417	18.719			99.863	84.839

Lap	Time of Day	Lap Tm	S1	S2	S3	SFSpd	S1Spd
(88) Martin BROWN							
1	13:45:34.301	1:16.746	24.230	26			



Super Lap Scotland - Round 3 AC

Super Lap Scotland

Knockhill 1.267 miles

Qualifying - Group 1

08/07/2017 13:40

Practice (15:00 Time) started at 13:42:26

Lap	Time of Day	Lap Tm	S1	S2	S3	SFSpd	S1Spd	Lap	Time of Day	Lap Tm	S1	S2	S3	SFSpd	S1Spd
1	13:44:38.039	1:19.605	26.995	29.374	23.236	42.689	71.239								
2	13:45:42.090	1:04.051	18.831	23.343	21.877	98.833	86.479								
3	13:46:45.674	1:03.584	18.810	23.124	21.650	102.142	87.380								
4	13:51:31.881	4:46.207	23.620	31.216	3:51.371	101.524	55.097								
5	13:52:47.835	1:15.954	22.583	30.524	22.847	41.095	84.518								
6	13:53:51.049	1:03.214	18.653	23.054	21.507	102.298	87.952								
7	13:54:54.024	1:02.975	18.580	22.763	21.632	103.242	87.952								

(81) Ian PITMAN

1	13:45:37.558	1:18.236	24.439	29.741	24.056	42.963	66.443
2	13:46:47.615	1:10.057	19.487	28.621	21.949	98.979	73.182
3	13:47:51.336	1:03.721	18.953	23.060	21.708	101.678	85.487
4	13:48:55.174	1:03.838	18.728	23.348	21.762	100.762	85.162
5	13:50:18.776	1:23.602	20.475	29.088	34.039	101.218	61.965
6	13:51:39.469	1:20.693	25.287	33.056	22.350	48.912	56.775
7	13:52:43.509	1:04.040	18.638	23.135	22.267	100.914	85.270
8	13:53:52.533	1:09.024	21.607	25.820	21.597	96.558	67.041
9	13:54:56.624	1:04.091	18.734	23.692	21.665	101.371	85.596
10	13:56:18.312	1:21.688	21.217	36.277	24.194	101.218	58.866
11	13:57:22.029	1:03.717	18.982	23.001	21.734	100.460	84.306
12	13:58:26.256	1:04.227	18.757	23.197	22.273	101.678	84.306

(48) Colin DUTHIE

1	13:45:00.415	1:35.209	29.192	36.972	29.045	33.587	62.194
2	13:46:15.463	1:15.048	22.071	27.114	25.863	69.831	74.981
3	13:47:29.789	1:14.326	22.277	27.774	24.275	71.543	74.647
4	13:48:36.536	1:06.747	19.892	24.752	22.103	91.928	84.946
5	13:49:40.960	1:04.424	18.756	24.023	21.645	101.371	89.836
6	13:50:45.521	1:04.561	18.580	24.466	21.515	103.721	90.077
7	13:51:49.852	1:04.331	18.490	24.312	21.529	104.856	90.686
8	13:52:54.812	1:04.960	18.745	23.912	22.303	104.204	89.358
9	13:55:00.246	2:05.434	20.483	26.818	1:18.133	85.706	74.070
10	13:56:14.155	1:13.909	23.187	28.387	22.335	40.573	78.214
11	13:57:18.020	1:03.865	18.808	23.610	21.447	102.142	89.716
12	13:58:23.683	1:05.663	18.895	24.238	22.530	103.402	85.706

(132) Suzanne BUIST

1	13:45:03.871	1:32.470	27.149	35.177	30.144	39.336	55.142
2	13:46:23.109	1:19.238	23.941	31.083	24.214	62.426	72.864
3	13:47:32.334	1:09.225	20.105	26.425	22.695	100.914	81.639
4	13:48:39.941	1:07.607	19.692	25.629	22.286	102.611	83.571
5	13:50:00.141	1:20.200	21.680	28.878	29.642	106.351	67.377
6	13:51:12.081	1:11.940	21.184	27.047	23.709	84.625	76.345
7	13:52:19.796	1:07.715	19.953	25.653	22.109	101.832	79.700
8	13:53:26.235	1:06.439	19.586	25.133	21.720	106.520	80.658
9	13:54:45.016	1:18.781	21.678	28.690	28.413	105.848	65.343
10	13:55:59.259	1:14.243	21.495	26.593	26.155	65.280	78.123
11	13:57:05.623	1:06.364	19.208	24.941	22.215	102.926	86.814

(56) Ian BIAGI

1	13:44:44.302	1:23.110	26.395	29.811	26.904	45.964	57.702
2	13:45:52.271	1:07.969	20.474	25.000	22.495	80.465	79.417
3	13:47:14.175	1:21.904	21.644	35.996	24.264	96.005	57.802
4	13:48:23.036	1:08.861	20.820	24.568	23.473	92.947	81.839
5	13:49:31.839	1:08.803	21.141	24.137	23.525	89.358	82.951
6	13:50:42.335	1:10.496	21.674	25.284	23.538	95.188	69.398
7	13:52:10.312	1:27.977	20.525	34.154	33.298	94.651	75.828
8	13:53:32.647	1:22.335	27.267	30.462	24.606	53.815	55.923

Clerk of the Course

Sig : Time :
 Chief Timekeeper : Ian Sharp (SMART Timing)
 Resulats available at www.speedhive.com and www.smart-timing.co.uk

Orbits





Bulletin No. _____

Super Lap Scotland - Round 3 AC

Sorted on best lap time

Super Lap Scotland

Knockhill 1.267 miles

Qualifying - Group 2

08/07/2017 14:00

Practice (15:00 Time) started at 14:02:06


Pos	No.	Name	Make/Model	Class Code	Laps	Best Tm	Diff	Best Speed	2nd Best
1	34	Blair McCONACHIE	Caterham Superlight R	SLS-C	12	56.606		80.572	56.789
2	131	Keith COWIE	Seat Leon Supercopa	SLS-C	10	57.449	0.843	79.389	57.624
3	11	Christopher CHERRY	Mitsubishi Evo	SLS-D	12	58.252	1.646	78.295	58.391
4	77	Ian BONTHRONE	BMW E46 M3	SLS-D	12	58.727	2.121	77.662	58.744
5	28	Craig MENZIES	Lotus Exige	SLS-C	14	59.688	3.082	76.411	59.782
6	78	David RYBOWSKI	Subaru Impreza WRX	SLS-D	9	59.886	3.280	76.159	59.922
7	5	Paul TOMLINSON	Subaru Impreza	SLS-C	11	1:00.093	3.487	75.896	1:00.138
8	9	Steven ARKLEY	Westfield Megabusa	SLS-C	12	1:00.989	4.383	74.781	1:01.307
9	23	Andrew COWIE	Subaru Impreza	SLS-D	9	1:01.037	4.431	74.723	1:01.374
10	10	Jack REID	Mercedes A45 AMG	SLS-D	8	1:01.682	5.076	73.941	1:01.702
11	21	Marc IRVINE	Ford Focus ST	SLS-D	11	1:02.603	5.997	72.853	1:02.606
12	42	Alex MILNE	Audi TTRS Plus	SLS-D	5	1:02.957	6.351	72.444	1:03.112
13	3	Jean-Luc CARTWRIGHT	Lexus IS-F	SLS-D	14	1:03.779	7.173	71.510	1:03.950
14	73	Robert DAVEY	Lotus Elise S220 Cup	SLS-D	14	1:05.144	8.538	70.012	1:05.275
15	52	Keith BOYD	Honda Civic	SLS-B	11	1:06.111	9.505	68.988	1:06.337

Clerk of the Course

Orbits

Sig : Time :
Chief Timekeeper : Ian Sharp (SMART Timing)

Resulats available at www.speedhive.com and www.smart-timing.co.uk



Super Lap Scotland - Round 3 AC

Super Lap Scotland

Knockhill 1.267 miles

Qualifying - Group 2

08/07/2017 14:00

Practice (15:00 Time) started at 14:02:06

Lap	Time of Day	Lap Tm	S1	S2	S3	SFSpd	S1Spd
(34) Blair McCONACHIE							
1	14:05:49.838	1:20.431	24.298	29.571	26.562	38.369	65.343
2	14:07:05.939	1:16.101	23.328	31.505	21.268	73.342	59.757
3	14:08:10.120	1:04.181	16.707	27.433	20.041	115.107	103.242
4	14:09:21.191	1:11.071	21.056	27.921	22.094	117.733	65.027
5	14:10:19.151	57.960	16.802	21.589	19.569	117.733	101.832
6	14:11:16.578	57.427	17.047			116.912	103.561
7	14:12:23.213	1:06.635	17.981	27.370	21.284	115.703	86.479
8	14:13:20.492	57.279	16.359	21.671	19.249	105.349	
9	14:14:17.281	56.789	16.436	21.439	18.914	104.529	
10	14:15:13.887	56.606	16.586			104.692	
11	14:16:38.437	1:24.550	21.277	33.526	29.747	115.305	62.484
12	14:17:45.333	1:06.896	21.876			86.702	59.178

Lap	Time of Day	Lap Tm	S1	S2	S3	SFSpd	S1Spd
(131) Keith COWIE							
1	14:04:12.747	1:23.330	27.812	31.345	24.173	41.968	48.244
2	14:05:22.542	1:09.795	21.199	27.774	20.822	88.884	67.991
3	14:06:20.166	57.624	16.481	22.104	19.039	126.380	109.832
4	14:07:17.615	57.449	16.284	22.054	19.111	126.857	109.474
5	14:10:01.210	2:43.595	18.623	27.754	1:57.218	125.670	75.828
6	14:11:16.097	1:14.887	25.434	29.031	20.422	37.786	62.137
7	14:12:31.361	1:15.264	21.496	32.538	21.230	122.014	
8	14:13:30.735	59.374	16.773	22.138	20.463		107.717
9	14:14:28.426	57.691	16.588	22.024	19.079		107.717
10	14:15:26.224	57.798	16.636	22.140	19.022		107.890

Lap	Time of Day	Lap Tm	S1	S2	S3	SFSpd	S1Spd
(11) Christopher CHERRY							
1	14:03:29.706	1:07.954	21.980	26.399	19.575	50.955	76.519
2	14:04:28.097	58.391	17.316	21.365	19.710	117.940	98.688
3	14:05:27.193	59.096	17.597	21.665	19.834	113.549	96.419
4	14:06:27.518	1:00.325	17.712	21.691	20.922	113.935	94.785
5	14:07:49.744	1:22.226	25.646	30.181	26.399	81.146	58.712
6	14:10:52.226	3:02.482	24.867	29.278	2:08.337	74.481	73.102
7	14:11:57.506	1:05.280	22.021	23.286	19.973	45.343	93.857
8	14:12:56.231	58.725	17.475	21.564	19.686		97.824
9	14:13:55.848	59.617	17.615	21.711	20.291		96.558
10	14:15:01.446	1:05.598	17.280	23.158	25.160	97.682	
11	14:16:08.500	1:07.054	22.710	23.994	20.350	80.081	93.595
12	14:17:06.752	58.252	17.262	21.517	19.473	115.305	98.979

Lap	Time of Day	Lap Tm	S1	S2	S3	SFSpd	S1Spd
(77) Ian BONTHRONE							
1	14:03:42.557	1:07.841	22.240	25.304	20.297	47.159	88.649
2	14:04:45.637	1:03.080	17.747	24.448	20.885	114.714	98.254
3	14:05:44.444	58.807	17.485	21.687	19.635	114.323	98.254
4	14:08:17.038	2:32.594	17.529	21.882	1:53.183	114.910	98.688
5	14:09:19.388	1:02.350	21.094	21.572	19.684	34.952	97.117
6	14:10:18.324	58.936	17.884	21.359	19.693	114.518	97.540
7	14:11:18.541	1:00.217	18.622	21.852	19.743	115.903	87.837
8	14:12:17.268	58.727	17.508	21.434	19.785	115.903	98.398
9	14:13:16.845	59.577	17.816	21.285	20.476		98.254
10	14:14:15.589	58.744	17.732	21.268	19.744	98.398	
11	14:15:22.909	1:07.320	20.506	25.416	21.398	76.958	
12	14:16:21.878	58.969	17.646	21.504	19.819	113.549	98.833

Lap	Time of Day	Lap Tm	S1	S2	S3	SFSpd	S1Spd
(28) Craig MENZIES							
1	14:03:32.864	1:16.911	25.582	30.199	21.130	47.628	59.918
2	14:04:35.256	1:02.392	17.237	23.884	21.271	118.356	97.682
3	14:05:35.875	1:00.619	17.537	23.126	19.956	115.504	98.254
4	14:06:36.322	1:00.447	17.462	22.563	20.422	119.196	97.967
5	14:07:36.300	59.978	16.938	22.689	20.351	115.903	100.611
6	14:08:47.459	1:11.159	24.200	26.342	20.617	107.890	58.052
7	14:09:47.875	1:00.416	17.110	22.861	20.445	117.733	98.979
8	14:10:47.657	59.782	17.204	22.372	20.206	115.903	100.161
9	14:12:08.559	1:20.902	26.259	33.619	21.024	105.681	43.633
10	14:13:08.923	1:00.364	17.196	22.839	20.329	100.460	
11	14:14:08.611	59.688	16.893	22.582	20.213	99.566	
12	14:15:34.347	1:25.736	27.237	31.077	27.422	46.059	
13	14:16:42.791	1:08.444	21.800	26.043	20.601	82.645	73.907
14	14:17:55.794	1:13.003	19.494	28.782	24.727	117.321	64.403

Lap	Time of Day	Lap Tm	S1	S2	S3	SFSpd	S1Spd
(78) David RYBOWSKI							
1	14:03:51.739	1:21.206	26.915			39.061	63.071
2	14:04:51.625	59.886	17.574	22.311	20.001	116.103	95.595

Lap	Time of Day	Lap Tm	S1	S2	S3	SFSpd	S1Spd
3	14:06:09.622	1:17.997	21.725			114.129	78.950
4	14:07:31.959	1:22.337	29.404			67.991	59.387
5	14:08:31.882	59.923	17.466			114.910	95.459
6	14:09:48.845	1:16.963	22.752			111.846	59.230
7	14:11:05.057	1:16.212	26.811			74.399	52.758
8	14:12:04.979	59.922	17.468			116.103	94.651
9	14:13:26.105	1:21.126	22.308				78.305

Lap	Time of Day	Lap Tm	S1	S2	S3	SFSpd	S1Spd
(5) Paul TOMLINSON							
1	14:03:48.886	1:21.163	25.349	32.358	23.456	43.492	80.755
2	14:04:50.907	1:02.021	18.557	22.924	20.540	111.105	98.398
3	14:05:54.504	1:03.597	17.883	23.992	21.722	116.304	99.272
4	14:06:54.822	1:00.318	17.721	22.466	20.131	115.504	99.419
5	14:07:55.156	1:00.334	17.674	22.428	20.232	116.103	99.566
6	14:10:29.164	2:34.008	20.542	33.109	1:40.357	116.506	71.013
7	14:11:41.897	1:12.733	22.273	28.001	22.459	45.282	81.938
8	14:12:41.990	1:00.093	17.575	22.321	20.197	114.518	99.863
9	14:13:44.368	1:02.378	17.497	23.579	21.302		100.762
10	14:14:44.536	1:00.168	17.479	21.988	20.701		99.272
11	14:15:44.674	1:00.138	18.057	22.120	19.961		97.117

Lap	Time of Day	Lap Tm	S1	S2	S3	SFSpd	S1Spd
(9) Steven ARKLEY							
1	14:04:01.232	1:16.760	24.583			43.351	65.153
2	14:05:02.858	1:01.626	17.599			108.941	96.558
3	14:06:07.047	1:04.189	18.381			113.549	98.979
4	14:07:11.035	1:03.988	18.187			111.474	77.402
5	14:08:12.342	1:01.307	17.482			110.012	101.218
6	14:09:16.253	1:03.911	17.692			111.105	97.682
7	14:10:18.584	1:02.331	17.700			107.201	98.398
8	14:11:44.148	1:25.564	24.252			74.152	65.856
9	14:13:01.048	1:16.900	23.882			67.445	74.564
10	14:14:02.707	1:01.659	17.298				101.066
11	14:15:03.696	1:00.989	17.492				101.218
12	14:16:40.126	1:36.430	26.864			102.142	43.239

Lap	Time of Day	Lap Tm	S1	S2	S3	SFSpd	S1Spd
(23) Andrew COWIE							
1	14:03:55.360	1:23.287	26.554	32.697	24.036	41.221	56.204
2	14:04:58.403	1:03.043	19.039	23.148	20.856	108.941	92.562
3	14:06:01.059	1:02.656	18.854			112.597	93.857
4	14:07:02.096	1:01.037	17.842			114.323	95.459
5	14:08:03.470	1:01.374	18.008			113.935	95.323
6	14:09:05.153						



Super Lap Scotland - Round 3 AC

Super Lap Scotland

Knockhill 1.267 miles

Qualifying - Group 2

08/07/2017 14:00

Practice (15:00 Time) started at 14:02:06

Lap	Time of Day	Lap Tm	S1	S2	S3	SFSpd	S1Spd	Lap	Time of Day	Lap Tm	S1	S2	S3	SFSpd	S1Spd
-----	-------------	--------	----	----	----	-------	-------	-----	-------------	--------	----	----	----	-------	-------

(3) Jean-Luc CARTWRIGHT

1	14:03:27.043	1:13.245	23.185	27.395	22.665	44.063	81.048
2	14:04:35.929	1:08.886	21.156	24.820	22.910	111.290	88.183
3	14:05:40.624	1:04.695	18.903	24.426	21.366	97.682	98.398
4	14:06:45.269	1:04.645	18.402	24.328	21.915	117.940	100.460
5	14:07:49.819	1:04.550	18.483	24.277	21.790	116.506	100.011
6	14:08:53.769	1:03.950	18.345	24.192	21.413	117.116	99.566
7	14:09:58.304	1:04.535	18.537	24.260	21.738	113.742	99.419
8	14:11:02.809	1:04.505	18.287	24.240	21.978	115.504	99.125
9	14:12:23.830	1:21.021	22.104	36.039	22.878	112.408	58.354
10	14:13:31.553	1:07.723	18.751	25.787	23.185		98.979
11	14:14:35.332	1:03.779	18.533	23.962	21.284		98.979
12	14:15:43.419	1:08.087	20.378	24.757	22.952		94.120
13	14:17:03.638	1:20.219	22.352	29.929	27.938	67.175	68.758
14	14:18:08.837	1:05.199	18.772	24.551	21.876	101.678	98.688

(73) Robert DAVEY

1	14:03:39.467	1:16.090	22.622	29.959	23.509	52.183	72.706
2	14:04:48.167	1:08.700	19.150	25.621	23.929	104.043	89.836
3	14:05:54.844	1:06.677	18.596	25.456	22.625	107.372	90.320
4	14:07:02.413	1:07.569	19.420	25.098	23.051	102.768	92.308
5	14:08:09.431	1:07.018	19.443	24.951	22.624	92.562	92.690
6	14:09:18.417	1:08.986	20.581	25.950	22.455	106.520	69.758
7	14:10:26.300	1:07.883	20.048	25.677	22.158	107.201	83.260
8	14:11:32.275	1:05.975	18.531	24.957	22.487	107.717	90.320
9	14:12:38.941	1:06.666	18.786	25.302	22.578	107.717	91.427
10	14:13:44.595	1:05.654	18.835	24.671	22.148		93.726
11	14:14:51.083	1:06.488	19.095	25.223	22.170		92.054
12	14:15:56.227	1:05.144	18.696	24.422	22.026	107.030	92.947
13	14:17:01.502	1:05.275	18.251	24.624	22.400	107.890	92.435
14	14:18:07.781	1:06.279	18.488	24.564	23.227	106.520	92.181

(52) Keith BOYD

1	14:03:40.812	1:22.241	25.329	30.417	26.495	44.531	65.027
2	14:04:57.102	1:16.290	24.014	29.346	22.930	74.234	69.470
3	14:06:04.783	1:07.681	20.156	24.881	22.644	97.824	83.989
4	14:07:11.120	1:06.337	19.771	23.950	22.616	99.272	84.732
5	14:10:10.021	2:58.901	23.359	27.745	2:07.797	98.543	59.282
6	14:11:28.352	1:18.331	25.150	29.640	23.541	41.812	65.599
7	14:12:35.010	1:06.658	19.649	24.349	22.660	101.066	82.240
8	14:13:41.121	1:06.111	19.596	23.909	22.606		83.989
9	14:14:56.866	1:15.745	21.586	28.292	25.867		68.407
10	14:16:13.242	1:16.376	23.561	29.360	23.455	65.921	69.112
11	14:17:20.287	1:07.045	20.166	24.108	22.771	101.218	82.849

Clerk of the Course

Sig : Time :
 Chief Timekeeper : Ian Sharp (SMART Timing)
 Resulats available at www.speedhive.com and www.smart-timing.co.uk

Orbits





Bulletin No. _____

Super Lap Scotland - Round 3 AC

Sorted on best lap time

Super Lap Scotland

Knockhill 1.267 miles

Qualifying - Group 3

08/07/2017 14:20

Practice (15:00 Time) started at 14:21:35


Pos	No.	Name	Make/Model	Class Code	Laps	Best Tm	Diff	Best Speed	2nd Best
1	0	Andrew FORREST	Subaru Impreza Type RA	Guest	6	52.323		87.167	52.735
2	62	Paul RANKIN	Subaru Impreza RB320	SLS-P	10	52.535	0.212	86.815	59.936
3	51	Colin DORWARD	Mitsubishi Evo 5	SLS-P	13	53.594	1.271	85.100	53.675
4	46	George RIGBY	Subaru Impreza Spec-C	SLS-B	8	54.675	2.352	83.417	55.163
5	55	Adam KINDNESS	Subaru Impreza STi Type R	SLS-B	7	54.868	2.545	83.124	54.897
6	79	Eric HOLMES	Mitsubishi Evo	SLS-P	11	55.042	2.719	82.861	55.575
7	7	David LONG	Caterham R400	SLS-P	13	55.520	3.197	82.148	56.140
8	29	Archie BAIN	Subaru Impreza Type RA	SLS-A	13	55.965	3.642	81.495	56.177
9	33	Ross HOWIE	Mitsubishi Evo 8	SLS-P	9	56.711	4.388	80.422	57.491
10	32	John STEVENSON	Subaru Impreza	SLS-A	10	56.712	4.389	80.421	57.064
11	44	Steven JEFFERIES	Mitsubishi Evo VI	SLS-D	12	57.061	4.738	79.929	57.080

Clerk of the Course

Orbits

Sig : Time :
Chief Timekeeper : Ian Sharp (SMART Timing)

Resulats available at www.speedhive.com and www.smart-timing.co.uk



Super Lap Scotland - Round 3 AC

Super Lap Scotland

Knockhill 1.267 miles

Qualifying - Group 3

08/07/2017 14:20

Practice (15:00 Time) started at 14:21:35

Lap	Time of Day	Lap Tm	S1	S2	S3	SFSpd	S1Spd
(0) Andrew FORREST							
1	14:23:40.352	1:36.552	28.203	40.042	28.307	42.021	45.069
2	14:24:56.133	1:15.781	22.077			93.595	71.543
3	14:25:48.456	52.323	14.633			135.298	
4	14:30:35.250	4:46.794	21.840			129.053	56.967
5	14:31:39.545	1:04.295	21.415			38.303	
6	14:32:32.280	52.735	14.807				

Lap	Time of Day	Lap Tm	S1	S2	S3	SFSpd	S1Spd
(62) Paul RANKIN							
1	14:23:21.164	1:33.772	30.601	36.604	26.567	26.224	45.190
2	14:24:29.074	1:07.910	21.847	27.363	18.700	66.840	73.745
3	14:25:21.609	52.535	14.485	20.670	17.380	153.214	132.102
4	14:26:45.311	1:23.702	22.098	31.507	30.097	148.140	55.645
5	14:28:11.885	1:26.574	25.003	32.793	28.778	64.279	55.278
6	14:29:36.603	1:24.718	25.217	33.262	26.239	62.659	58.354
7	14:30:42.952	1:06.349	24.093	24.220	18.036	70.050	80.755
8	14:31:42.888	59.936	15.015	25.432	19.489	147.814	124.504
9	14:32:54.188	1:11.300	21.921	30.617	18.762	95.053	59.282
10	14:33:59.377	1:05.189	14.678	22.334	28.177	150.804	134.215

Lap	Time of Day	Lap Tm	S1	S2	S3	SFSpd	S1Spd
(51) Colin DORWARD							
1	14:23:26.995	1:35.234	29.705	38.609	26.920	30.297	56.063
2	14:24:39.349	1:12.354	20.815	31.288	20.251	75.828	76.086
3	14:25:39.729	1:00.380	15.895	21.172	23.313	133.680	126.142
4	14:26:42.032	1:02.303	19.264	23.522	19.517	87.153	110.012
5	14:27:36.088	54.056	15.481	20.975	17.600	146.204	123.587
6	14:28:29.763	53.675	15.101	20.594	17.980	145.886	125.201
7	14:29:24.517	54.754	15.138	21.147	18.469	144.628	124.504
8	14:30:31.701	1:07.184	20.133	27.002	20.049	139.808	71.620
9	14:31:25.377	53.676	15.156	20.658	17.862	146.523	126.380
10	14:32:32.804	1:07.427	15.529	23.574	28.324	144.008	125.201
11	14:33:47.564	1:14.760	23.042	32.533	19.185	67.991	73.182
12	14:34:41.158	53.594	15.355	20.480	17.759	146.204	126.380
13	14:35:34.849	53.691	15.408	20.422	17.861	146.204	126.618

Lap	Time of Day	Lap Tm	S1	S2	S3	SFSpd	S1Spd
(46) George RIGBY							
1	14:23:26.525	1:31.720	33.227	38.197	20.296	28.814	42.074
2	14:24:31.578	1:05.053	19.674	26.274	19.105	123.587	73.262
3	14:25:26.741	55.163	15.882	21.000	18.281	130.560	108.588
4	14:26:21.966	55.225	15.954	20.851	18.420	131.584	112.033
5	14:29:53.569	3:31.603	19.719	29.362	2:42.522	131.584	70.714
6	14:31:15.206	1:21.637	27.268	33.524	20.845	42.581	64.341
7	14:32:09.881	54.675	15.727	20.317	18.631	130.306	111.290
8	14:33:25.074	1:15.193	19.095	35.325	20.773	130.814	63.249

Lap	Time of Day	Lap Tm	S1	S2	S3	SFSpd	S1Spd
(55) Adam KINDNESS							
1	14:23:08.911	1:30.071	30.956	36.792	22.323	31.097	44.034
2	14:24:03.779	54.868	16.179	20.630	18.059	129.302	109.653
3	14:32:43.236	8:39.457	24.458	38.152	7:36.847	129.551	50.193
4	14:33:59.005	1:15.769	22.364	29.340	24.065	39.826	85.487
5	14:34:54.094	55.089	15.805	20.499	18.785	125.435	106.015
6	14:35:48.991	54.897	16.078	20.377	18.442	125.435	105.681
7	14:36:44.411	55.420	15.978	20.202	19.240	126.380	109.474

Lap	Time of Day	Lap Tm	S1	S2	S3	SFSpd	S1Spd
(79) Eric HOLMES							
1	14:23:22.814	1:33.564	30.616	38.238	24.710	29.602	51.345
2	14:24:37.202	1:14.388	24.353	30.323	19.712	68.477	81.739
3	14:25:33.309	56.107	16.041	21.220	18.846	137.798	120.049
4	14:26:29.929	56.620	15.927	22.154	18.539	137.798	120.915
5	14:27:25.786	55.857	16.195	21.156	18.506	138.652	119.835
6	14:30:57.861	3:32.075	24.128	38.328	2:29.619	137.516	50.193
7	14:32:16.205	1:18.344	25.271	32.675	20.398	41.399	73.745
8	14:33:16.532	1:00.327	15.679	24.677	19.971	142.479	122.014
9	14:34:12.107	55.575	15.652	20.865	19.058	142.177	123.587
10	14:35:26.154	1:14.047	16.574	35.480	21.993	144.317	92.690
11	14:36:21.196	55.042	15.607	21.175	18.260	146.204	125.201

Lap	Time of Day	Lap Tm	S1	S2	S3	SFSpd	S1Spd
(7) David LONG							
1	14:23:13.987	1:33.135	31.371	37.920	23.844	35.283	43.101
2	14:24:11.584	57.597	16.618	22.073	18.906	121.352	107.717
3	14:25:08.131	56.547	16.230	21.582	18.735	123.360	108.064
4	14:26:03.651	55.520	16.045	21.071	18.404	124.273	110.556
5	14:27:30.490	1:26.839	21.455	34.832	30.552	125.670	50.878

Lap	Time of Day	Lap Tm	S1	S2	S3	SFSpd	S1Spd
(29) Archie BAIN							
6	14:28:53.565	1:23.075	23.577	37.257	22.241	64.034	55.097
7	14:30:04.997	1:11.432	19.955	28.284	23.193	118.356	72.943
8	14:31:01.344	56.347	15.940	21.651	18.756	122.908	109.474
9	14:32:08.075	1:06.731	17.319	26.470	22.942	120.265	95.868
10	14:33:04.434	56.359	15.895	21.677	18.787	123.815	110.922
11	14:34:12.957	1:08.523	20.000	27.389	21.134	122.236	64.589
12	14:35:18.048	1:05.091	16.333	27.726	21.032	122.236	93.335
13	14:36:14.188	56.140	15.910	21.444	18.786	123.587	110.556

Lap	Time of Day	Lap Tm	S1	S2	S3	SFSpd	S1Spd
(29) Archie BAIN							
1	14:23:31.606	1:35.211	32.599	40.619	21.993	27.158	39.061
2	14:24:44.611	1:13.005	22.156	31.055	19.794	86.814	65.471
3	14:25:47.177	1:02.566	18.230	24.764	19.572	129.302	99.863
4	14:26:44.353	57.176	15.978	22.189	19.009	138.366	114.518
5	14:27:45.215	1:00.862	15.987	21.935	22.940	139.227	115.305
6	14:28:46.417	1:01.202	16.072	25.537	19.593	119.835	115.504
7	14:29:43.027	56.610	16.163	21.859	18.588	139.227	111.660
8	14:30:51.188	1:08.161	19.171	28.954	20.036	136.398	76.345
9	14:31:47.365	56.177	15.977	21.844	18.356	138.366	113.935
10	14:33:07.834	1:20.469	23.041	38.109	19.319	139.808	45.435
11	14:34:04.369	56.535	16.000	21.757	18.778	138.652	110.922
12	14:35:08.250	1:03.881	18.484	25.897	19.500	136.121	78.857
13	14:36:04.215	55.965	15.868	21.395	18.702	140.099	113.166

Lap	Time of Day	Lap Tm	S1	S2	S3	SFSpd	S1Spd
(33) Ross HOWIE							
1	14:23:38.101	1:29.486	26.066			44.092	51.266
2	14:24:41.399	1:03.298	16.228			145.886	113.549
3	14:25:38.890	57.491	16.342			146.204	116.912
4	14:26:35.601	56.711	15.715			151.827	114.129
5	14:27:40.033	1:04.432	17.794			153.917	75.828
6	14:31:07.876	3:27.843	17.781			152.865	84.839
7	14:33:10.210	2:02.334	24.436				66.641
8	14:34:38.707	1:28.497	24.268				72.864
9	14:35:45.211	1:06.504	21.910				87.837

Lap	Time of Day</
-----	---------------

Super Lap Scotland - Round 3 AC

Sorted on Laps

SsangYong Racing Challenge

Knockhill 1.267 miles

Race 3 - AMENDED RESULT

08/07/2017 16:00

Race (15:00 Time) started at 16:02:46

Pos	No.	Name	Make/Model	CC	Class	Laps	Total Tm	Diff	Best Tm	In Lap	Best Speed
1	94	Michael O'BRIEN	SsangYong Musso	2157	SRC	14	15:33.370		1:05.624	6	69.500
2	24	Lewis GRANT	SsangYong Musso	2157	SRC	14	15:37.401	4.031	1:05.767	5	69.348
3	89	Matt SMITH	SsangYong Musso	2157	SRC	14	15:58.160	24.790	1:07.027	3	68.045
4	15	Dean JONES	SsangYong Musso	2157	SRC	14	15:58.383	25.013	1:07.004	3	68.068
5	10	John MUNRO	SsangYong Musso	2157	SRC	14	15:58.811	25.441	1:06.988	4	68.084
6	11	Luke WARR	SsangYong Musso	2157	SRC	14	15:59.534	26.164	1:07.253	9	67.816
7	84	Gavin PELL	SsangYong Musso	2157	SRC	14	15:59.760	26.390	1:06.049	4	69.052
8	9	Natalie BYRT	SsangYong Musso	2157	SRC	14	16:40.132	1:06.762	1:09.549	13	65.577
Not classified											
DNF	7	James GORNALL	SsangYong Musso	2157	SRC	2	2:17.785	DNF	1:06.030	2	69.072
DQ	2	Harry WEBB	SsangYong Musso	2157	SRC	14	15:43.460	DQ	1:06.123	4	68.975

Announcements

New Track Record (1:05.624) for SsangYong Racing Challenge by Michael O'BRIEN.

AMENDED RESULT 18:25 Car No.2 Excluded - C1.1.5 Driving in a manner incompatible with general safety

Margin of Victory	Avg. Speed	Best Lap Tm	Best Speed	Best Lap by
4.031	68.410	1:05.624	69.500	94 - Michael O'BRIEN

Clerk of the Course

Orbits

Sig : Time :
 Chief Timekeeper : Ian Sharp (SMART Timing)

Resulats available at www.speedhive.com and www.smart-timing.co.uk

Printed: 10/07/2017 18:40:40



Super Lap Scotland - Round 3 AC

SsangYong Racing Challenge

Knockhill 1.267 miles

Race 3 - AMENDED RESULT

08/07/2017 16:00

Race (15:00 Time) started at 16:02:46

Lap	Time of Day	Lap Tm	S1	S2	S3	SFSpd	S1Spd	Lap	Time of Day	Lap Tm	S1	S2	S3	SFSpd	S1Spd
(94) Michael O'BRIEN															
1	16:03:57.492	1:07.063	20.293			82.442	77.761	9	16:13:05.145	1:08.483	20.629			90.686	75.657
2	16:05:03.445	1:05.953	19.442			90.320	77.671	10	16:14:13.309	1:08.164	20.652			90.564	76.345
3	16:06:09.549	1:06.104	19.459			90.564	78.123	11	16:15:21.889	1:08.580	20.801			90.932	75.828
4	16:07:15.794	1:06.245	19.467			90.198	78.305	12	16:16:29.513	1:07.624	20.298			90.320	75.914
5	16:08:21.718	1:05.924	19.456			90.809	77.313	13	16:17:37.347	1:07.834	20.390			91.303	75.828
6	16:09:27.342	1:05.624	19.446			91.179	77.761	14	16:18:44.994	1:07.647	20.000	24.314	23.333	90.686	76.519
7	16:10:33.215	1:05.873	19.501			90.809	77.135	(11) Luke WARR							
8	16:11:39.149	1:05.934	19.413			91.055	76.870	1	16:04:04.364	1:12.163	21.481			82.442	77.851
9	16:12:45.077	1:05.928	19.342			90.809	77.313	2	16:05:12.115	1:07.751	19.876			89.596	77.224
10	16:13:52.786	1:07.709	19.478			90.198	77.313	3	16:06:20.108	1:07.993	20.127			91.055	77.313
11	16:14:59.395	1:06.609	19.791			89.836	77.941	4	16:07:28.070	1:07.962	19.992			91.055	77.491
12	16:16:06.075	1:06.680	19.597			90.564	77.491	5	16:08:35.993	1:07.923	19.953			90.686	77.851
13	16:17:12.505	1:06.430	19.744			90.077	77.581	6	16:09:43.860	1:07.867	20.117			91.802	76.958
14	16:18:19.553	1:07.048	19.752			90.564	77.135	7	16:10:51.726	1:07.866	20.112			91.677	77.491
(24) Lewis GRANT															
1	16:03:58.109	1:07.390	20.491			82.139	79.323	8	16:11:59.526	1:07.800	19.894			91.677	77.047
2	16:05:04.409	1:06.300	19.862			93.988	79.136	9	16:13:06.779	1:07.253	19.807			91.552	77.941
3	16:06:10.512	1:06.103	19.894			92.690	78.857	10	16:14:14.901	1:08.122	19.793			91.677	78.397
4	16:07:16.344	1:05.832	19.565			91.928	78.397	11	16:15:23.038	1:08.137	20.125			91.427	77.047
5	16:08:22.111	1:05.767	19.485			92.818	77.851	12	16:16:30.458	1:07.420	19.970			92.181	77.491
6	16:09:28.095	1:05.984	19.768			93.335	76.870	13	16:17:38.089	1:07.631	20.218			91.928	78.214
7	16:10:34.365	1:06.270	19.831			92.562	77.491	14	16:18:45.717	1:07.628	19.870			92.181	78.305
8	16:11:40.534	1:06.169	19.660			91.928	78.123	(84) Gavin PELL							
9	16:12:48.692	1:08.158	19.867			92.181	78.032	1	16:03:59.265	1:08.574	20.572			82.747	78.672
10	16:13:55.131	1:06.439	19.806			90.564	78.214	2	16:05:05.733	1:06.468	19.607			91.802	77.402
11	16:15:02.270	1:07.139	20.075			90.809	77.581	3	16:06:13.089	1:07.356	20.283			91.677	78.765
12	16:16:09.701	1:07.431	20.004			91.303	76.958	4	16:07:19.138	1:06.049	19.529			90.564	77.761
13	16:17:16.905	1:07.204	20.033			89.836	77.491	5	16:08:42.999	1:23.861	19.994			90.932	77.047
14	16:18:23.584	1:06.679	19.761			90.442	77.941	6	16:09:50.428	1:07.429	20.336			85.379	76.870
(89) Matt SMITH															
1	16:04:01.144	1:09.829	21.055	25.081	23.693	83.780	79.230	7	16:10:58.839	1:08.411	19.672			90.686	76.958
2	16:05:08.887	1:07.743	20.028			91.179	78.765	8	16:12:05.781	1:06.942	19.760			90.809	77.313
3	16:06:15.914	1:07.027	19.674			91.055	79.323	9	16:13:12.560	1:06.779	19.721			90.686	76.870
4	16:07:23.196	1:07.282	20.028			90.932	78.672	10	16:14:19.205	1:06.645	19.635			90.320	77.671
5	16:08:32.652	1:09.456	19.633			91.303	78.214	11	16:15:25.890	1:06.685	19.590			90.809	77.224
6	16:09:40.262	1:07.610	20.069			89.477	76.958	12	16:16:32.624	1:06.734	19.712			91.179	77.224
7	16:10:48.148	1:07.886	20.149			89.120	77.047	13	16:17:38.907	1:06.283	19.653			91.303	77.402
8	16:11:56.492	1:08.344	20.151			89.596	77.047	14	16:18:45.943	1:07.036	19.456			92.562	78.765
9	16:13:04.744	1:08.252	20.285			89.477	77.761	(9) Natalie BYRT							
10	16:14:12.889	1:08.145	19.994			88.416	77.491	1	16:04:04.432	1:12.663	21.492			85.815	76.958
11	16:15:21.060	1:08.171	20.043			88.884	77.224	2	16:05:14.364	1:09.932	20.280			89.239	77.313
12	16:16:28.938	1:07.878	20.076			89.120	77.761	3	16:06:26.354	1:11.990	20.860			89.239	75.828
13	16:17:36.520	1:07.582	19.832			89.358	77.671	4	16:07:38.396	1:12.042	20.851			87.494	77.047
14	16:18:44.343	1:07.823	19.888			89.358	77.851	5	16:08:49.623	1:11.227	20.636			88.068	76.259
(15) Dean JONES															
1	16:04:01.718	1:09.963	21.162			81.938	78.580	6	16:10:00.646	1:11.023	20.609			89.120	74.564
2	16:05:09.594	1:07.876	19.943			91.677	77.941	7	16:11:11.032	1:10.386	20.422			89.120	76.519
3	16:06:16.598	1:07.004	19.962			90.809	78.672	8	16:12:20.809	1:09.777	20.239			89.239	76.432
4	16:07:23.678	1:07.080	19.922			91.802	79.700	9	16:13:33.454	1:12.645	21.359			87.837	76.432
5	16:08:33.048	1:09.370	19.634			92.181	79.323	10	16:14:44.204	1:10.750	20.235	26.060	24.455	88.649	78.123
6	16:09:41.160	1:08.112	20.636			86.146	78.397	11	16:15:55.723	1:11.519	20.572	26.291	24.656	89.002	77.313
7	16:10:48.636	1:07.476	20.085			90.564	79.043	12	16:17:06.592	1:10.869	20.238			88.884	77.224
8	16:11:57.044	1:08.408	20.415			81.146	78.950	13	16:18:16.141	1:09.549	20.359			88.299	76.432
9	16:13:04.924	1:07.880	20.098			90.686	78.488	14	16:19:26.315	1:10.174	20.250			88.884	76.870
10	16:14:13.059	1:08.135	20.473			89.596	78.397	(7) James GORNALL							
11	16:15:21.430	1:08.371	20.271			86.146	78.672	1	16:03:57.938	1:07.427	20.476			81.839	80.081
12	16:16:29.144	1:07.714	20.109			89.002	78.857	2	16:05:03.968	1:06.030	19.459			92.308	79.323
13	16:17:36.791	1:07.647	19.897			89.002	78.950	(2) Harry WEBB							
14	16:18:44.566	1:07.775	20.089			90.686	79.043	1	16:03:59.775	1:08.840	20.826			81.441	79.795
(10) John MUNRO															
1	16:04:00.661	1:09.528	21.192			81.639	77.402	2	16:05:06.112	1:06.337	19.492			92.054	80.272
2	16:05:08.375	1:07.714	20.247			87.837	77.224	3	16:06:13.336	1:07.224	20.149			92.562	79.890
3	16:06:15.551	1:07.176	19.828			89.239	76.694	4	16:07:19.459	1:06.123	19.554			91.552	80.465
4	16:07:22.539	1:06.988	19.957	23.642	23.389	87.380	76.432	5	16:08:29.405	1:09.946	19.642			91.427	78.305
5	16:08:32.698	1:10.159	19.688			89.596	76.345	6	16:09:36.261	1:06.856	19.726			89.239	78.397
6	16:09:40.697	1:07.999	20.507			87.266	76.000	7	16:10:43.060	1:06.799	19.598			90.077	77.224
7	16:10:48.322	1:07.625	20.030			90.932	76.607	8	16:11:50.009	1:06.949	19.755			90.320	77.941
8	16:11:56.														

Super Lap Scotland - Round 3 AC

[Lapchart](#)

SsangYong Racing Challenge

Knockhill 1.267 miles

Race 3 - AMENDED RESULT

08/07/2017 16:00

Race (15:00 Time) started at 16:02:46

Competitors	Laps															
		0	1	2	3	4	5	6	7	8	9	10	11	12	13	14
Michael O'BRIEN (94)	1	94	94	94	94	94	94	94	94	94	94	94	94	94	94	94
James GORNALL (7)	2	7	7	7	24	24	24	24	24	24	24	24	24	24	24	24
Gavin PELL (84)	3	84	24	24	84	84	2	2	2	2	2	2	2	2	2	2
Lewis GRANT (24)	4	24	84	84	2	2	89	89	89	89	89	89	89	89	89	89
Harry WEBB (2)	5	2	2	2	10	10	10	10	10	10	15	15	15	15	15	15
John MUNRO (10)	6	10	10	10	89	89	15	15	15	15	10	10	10	10	10	10
Matt SMITH (89)	7	89	89	89	15	15	11	11	11	11	11	11	11	11	11	11
Dean JONES (15)	8	15	15	15	11	11	84	84	84	84	84	84	84	84	84	84
Natalie BYRT (9)	9	9	11	11	9	9	9	9	9	9	9	9	9	9	9	9
Luke WARR (11)	10	11	9	9												

Margin of Victory	Avg. Speed	Best Lap Tm	Best Speed	Best Lap by
4.031	68.410	1:05.624	69.500	94 - Michael O'BRIEN

Clerk of the Course

Sig : _____ Time : _____
 Chief Timekeeper : Ian Sharp (SMART Timing)
 Resulats available at www.speedhive.com and www.smart-timing.co.uk

Orbits




Race Results

Bulletin No. _____

Super Lap Scotland - Round 3 AC

Sorted on Laps

NSSCC Sports & Saloon Car Championship

Knockhill 1.267 miles

Race 1

08/07/2017 15:00

Race started at 14:49:49

Pos	No.	Name	Make/Model	CC	Class	Laps	Total Tm	Diff	Best Tm	In Lap	Best Speed
1	79	Paul BRYDON	BMW M3	3200	A1	16	18:14.628		55.384	2	82.349
2	00	Andy ROBINSON	Ford Falcon	3000	A1	16	18:24.987	10.359	54.671	4	83.423
3	70	Eduardo De SOUSA	Renault Megane	3500	A1	16	18:26.937	12.309	57.961	2	78.688
4	22	Simon MAYNE	AB Arion	999	E2	16	18:30.513	15.885	58.985	6	77.322
5	621	Drew MYERSCOUGH	Westfield	2000	A1	16	18:31.772	17.144	59.941	7	76.089
6	63	Kyle MURCHIE	Pell Genesis	998	E2	16	18:32.236	17.608	59.691	7	76.407
7	57	Phil JORDAN	Ginetta G50 GT4	3500	A1	16	18:33.525	18.897	1:00.057	7	75.942
8	41	Stuart CARR	Porsche GT4	3800	A1	16	18:36.477	21.849	59.414	5	76.764
9	12	Scott HUBEL	Peugeot 205 T16	2000	A2	16	18:36.943	22.315	59.922	3	76.113
10	5	Neil FINNIGHAN	Caterham R400SV	2000	E1	16	18:37.911	23.283	1:00.756	7	75.068
11	77	Mark LEYBOURNE	Westfield FW	999	E2	16	18:38.892	24.264	1:00.013	8	75.998
12	7	Alan McPHERSON	MK Indy	1998	A2	16	18:39.263	24.635	1:00.684	7	75.157
13	31	Gary BOWERS	BMW E46 328	2800	B2	16	18:40.622	25.994	1:00.814	6	74.997
14	72	Carl CHAMBERS	Peugeot 306	2000	C	16	18:42.501	27.873	1:01.128	16	74.611
15	55	Daniel McKAY	Ford Fiesta RS1600	1600	D	16	18:44.257	29.629	1:01.273	3	74.435
16	8	Dave BOTTERILL	Porsche 944T	2994	B1	15	18:24.867	1 Lap	1:01.802	5	73.798
17	4	Paul TAYLOR	Mini Cooper	1600	B1	15	18:27.356	1 Lap	1:01.392	6	74.290
18	85	Clive COOKSEY	Ford Fiesta	1600	D	15	18:27.726	1 Lap	1:03.253	5	72.105
19	59	Damien McKAY	Ginetta G20	1998	E1	15	18:28.875	1 Lap	1:03.201	5	72.164
20	84	Peter PARKIN	Peugeot 306	2000	C	15	18:36.902	1 Lap	1:05.569	3	69.558
Not classified											
DNF	75	Jordan LOWING	Westfield	2000	E1	7	7:15.206	DNF	1:00.070	6	75.925

Margin of Victory	Avg. Speed	Best Lap Tm	Best Speed	Best Lap by
10.359	66.665	54.671	83.423	00 - Andy ROBINSON

Clerk of the Course

Orbits

Sig : Time :
Chief Timekeeper : Ian Sharp (SMART Timing)

Resulats available at www.speedhive.com and www.smart-timing.co.uk

Printed: 10/07/2017 18:36:03





Qualifying Results

Bulletin No. _____

Super Lap Scotland - Round 3 AC

NSSCC Sports & Saloon Car Championship

Knockhill 1.267 miles

Race 1

08/07/2017 15:00

Race started at 14:49:49

Lap	Time of Day	Lap Tm	S1	S2	S3	SFSpd	S1Spd
(79) Paul BRYDON							
1	14:50:52.836	56.913	17.254	21.051	18.608	80.465	108.238
2	14:51:48.220	55.384	16.087	20.713	18.584	126.857	108.238
3	14:52:43.748	55.528	16.209	20.792	18.527	126.142	107.544
4	14:53:39.636	55.888	16.391	20.772	18.725	125.670	107.717
5	14:54:36.302	56.666	16.718	21.106	18.842	123.815	107.201
6	14:55:32.904	56.602	16.292	21.645	18.665	123.133	105.515
7	14:56:29.535	56.631	16.362	21.213	19.056	124.044	105.515
8	14:57:26.401	56.866	16.611	21.426	18.829	120.265	105.681
9	14:58:23.456	57.055	16.518	21.597	18.940	124.735	106.351
10	14:59:37.125	1:13.669	16.493	33.568	23.608	125.670	104.529
11	15:00:43.139	1:06.014	18.929	24.210	22.875	91.677	100.011
12	15:02:06.480	1:23.341	19.101	28.666	35.574	88.183	96.558
13	15:03:53.199	1:46.719	34.315	41.948	30.456	34.970	60.731
14	15:05:34.578	1:41.379	29.075	41.378	30.926	38.064	67.923
15	15:07:06.292	1:31.714	26.575	45.887	19.252	64.095	50.994
16	15:08:04.605	58.313	16.338	22.318	19.657	127.098	109.118

Lap	Time of Day	Lap Tm	S1	S2	S3	SFSpd	S1Spd
(00) Andy ROBINSON							
1	14:50:54.101	57.736	17.623	21.795	18.318	79.985	112.786
2	14:51:49.680	55.579	16.366	20.996	18.217	135.571	115.504
3	14:52:45.274	55.594	15.914	21.312	18.368	136.121	115.107
4	14:53:39.945	54.671	15.818	20.729	18.124	135.298	115.305
5	14:54:35.378	55.433	16.238	20.786	18.409	131.842	114.129
6	14:55:31.202	55.824	15.773	21.619	18.432	136.398	115.107
7	14:56:55.509	1:24.307	43.003	22.453	18.851	135.571	79.417
8	14:57:51.429	55.920	16.021	21.260	18.639	133.947	114.714
9	14:58:51.090	59.661	16.034	22.211	21.416	134.484	115.504
10	15:00:08.894	1:17.804	23.764	29.721	24.319	68.547	56.393
11	15:01:49.771	1:40.877	21.650	42.884	36.343	73.583	76.958
12	15:03:37.069	1:47.298	32.411	41.025	33.862	52.387	44.266
13	15:04:45.760	1:08.691	21.028	25.292	22.371	63.851	80.755
14	15:05:50.707	1:04.947	20.523	24.174	20.250	105.349	100.161
15	15:07:15.190	1:24.483	19.271	42.405	22.807	90.564	89.239
16	15:08:14.964	59.774	16.692	23.615	19.467	123.587	109.474

Lap	Time of Day	Lap Tm	S1	S2	S3	SFSpd	S1Spd
(70) Eduardo De SOUSA							
1	14:50:56.607	59.982	18.417	22.500	19.065	84.095	106.520
2	14:51:54.568	57.961	16.851	22.193	18.917	125.905	104.856
3	14:52:53.230	58.662	16.937	22.247	19.478	125.201	104.856
4	14:53:51.700	58.470	16.836	22.393	19.241	124.968	108.588
5	14:54:50.882	59.182	17.390	22.421	19.371	124.735	105.349
6	14:55:50.057	59.175	17.011	22.608	19.556	126.142	106.015
7	14:56:49.105	59.048	17.651	22.143	19.254	125.435	101.524
8	14:57:48.057	58.952	17.187	22.499	19.266	125.435	108.064
9	14:58:49.167	1:01.110	17.150	23.127	20.833	125.905	100.161
10	15:00:08.148	1:18.981	24.748	29.237	24.996	75.233	52.924
11	15:01:48.949	1:40.801	21.004	43.581	36.216	70.789	70.714
12	15:03:36.300	1:47.351	32.116	41.144	34.091	49.636	46.700
13	15:04:44.999	1:08.699	21.084	25.088	22.527	59.545	79.985
14	15:05:50.096	1:05.097	17.764	25.418	21.915	110.922	100.310
15	15:07:14.799	1:24.703	19.272	42.501	22.930	92.308	91.928
16	15:08:16.914	1:02.115	17.880	23.825	20.410	116.709	105.515

Lap	Time of Day	Lap Tm	S1	S2	S3	SFSpd	S1Spd
(22) Simon MAYNE							
1	14:50:58.982	1:01.917	18.543			80.755	
2	14:51:59.765	1:00.783	17.572			108.413	
3	14:53:00.300	1:00.535	17.250			114.323	
4	14:54:00.370	1:00.070	16.955			113.549	
5	14:55:00.921	1:00.551	17.023			112.976	
6	14:55:59.906	58.985	16.654			113.742	
7	14:56:59.709	59.803	17.357			113.549	
8	14:57:58.781	59.072	16.757			112.408	
9	14:59:02.099	1:03.318	16.564				
10	15:00:18.191	1:16.092	22.787			60.294	
11	15:01:52.977	1:34.786	21.025			75.233	
12	15:03:40.883	1:47.906	33.264			44.709	
13	15:04:56.763	1:15.880	26.194			49.453	
14	15:06:04.049	1:07.286	19.500			89.716	
15	15:07:19.541	1:15.492	19.470			89.358	
16	15:08:20.490	1:00.949	17.114			107.544	

(621) Drew MYERSCOUGH							
1	14:51:01.441	1:03.844	19.528	24.083	20.233	82.039	100.011
2	14:52:01.801	1:00.360	17.493	22.577	20.290	113.742	97.967

Lap	Time of Day	Lap Tm	S1	S2	S3	SFSpd	S1Spd
1	14:51:00.419	1:02.868	19.794			83.780	
2	14:52:00.371	59.952	17.132			115.703	
3	14:53:00.706	1:00.335	17.110			115.504	
4	14:54:01.011	1:00.305	16.694			115.305	
5	14:55:01.209	1:00.198	17.115			112.786	99.419
6	14:56:01.722	1:00.513	17.176			114.129	
7	14:57:01.663	59.941	16.946			115.107	
8	14:58:02.927	1:01.264	17.012			114.910	
9	14:59:04.054	1:01.127	16.310			116.506	100.011
10	15:00:20.049	1:15.995	23.119			72.549	84.732
11	15:01:54.166	1:34.117	21.735			78.488	84.200
12	15:03:41.434	1:47.268	32.991			47.027	48.699
13	15:04:58.728	1:17.294	26.349			47.093	84.412
14	15:06:06.425	1:07.697	20.012			93.076	92.435
15	15:07:20.180	1:13.755	18.673			106.859	94.120
16	15:08:21.749	1:01.569	17.527			111.846	100.611

Lap	Time of Day	Lap Tm	S1	S2	S3	SFSpd	S1Spd
(63) Kyle MURCHIE							
1	14:50:58.824	1:01.689	18.481	22.833	20.375	79.700	99.863
2	14:51:58.944	1:00.120	17.233	22.632	20.255	111.660	99.714
3	14:52:59.008	1:00.064	17.110	22.417	20.537	111.474	99.714
4	14:53:59.686	1:00.678	17.078	22.452	21.148	111.474	99.714
5	14:55:00.917	1:01.231	17.203	23.287	20.741	110.556	98.979
6	14:56:01.501	1:00.584	17.201	23.129	20.254	110.193	99.863
7	14:57:01.192	59.691	17.030	22.626	20.035	111.474	100.762
8	14:58:02.904	1:01.712	17.291	23.688	20.733	112.033	94.919
9	14:59:04.685	1:01.781	17.302	23.323	21.156	111.290	98.543
10	15:00:20.722	1:16.037	23.794	27.771	24.472	64.403	73.989
11	15:01:55.162	1:34.440	21.801	36.284	36.355	81.441	80.176
12	15:03:42.305	1:47.143	33.265	39.784	34.094	50.080	51.071
13	15:04:59.571	1:17.266	26.290	27.384	23.592	48.003	82.645
14	15:06:07.175	1:07.604	20.178	25.294	22.132	89.957	83.780
15	15:07:20.582	1:13.407	18.862	30.400	24.145	96.419	93.857
16	15:08:22.213	1:01.631	17.999	23.554	20.078	115.504	99.566

Lap	Time of Day	Lap Tm	S1	S2	S3	SFSpd	S1Spd
(57) Phil JORDAN							
1	14:50:59.458	1:02.128	19.393	23.023	19.712	80.465	98.254
2	14:52:00.005	1:00.547	17.877	22.747	19.923	111.290	99.566
3	14:53:00.859	1:00.854	17.450	23.546	19.858	116.304	96.143
4	14:54:01.032	1:00.173	17.612	22.724	19.837	113.166	102.454
5	14:55:01.643	1:00.611	17.789	22.417	20.405	118.356	101.066
6	14:56:01.847	1:00.204	17.395	22.885	19.924	119.835	100.460
7	14:57:01.904	1:00.057	17.649	22.583	19.825	114.323	102.298
8	14:58:03.082	1:01.178	17.511	23.746	19.921	112.597	101.524
9	14:59:04.833	1:01.751	18.017	22.944	20.790	112.220	100.460
10	15:00:21.815	1:16.982	24.740	28.425	23.817	78.488	71.315
11	15:01:56.329	1:34.514	21.989	36.376	36.149	79.511	80.853
12	15:03:43.300	1:46.971	33.132	40.756	33.083	46.345	48.699
13	15:05:01.972	1:18.672	27.516	27.339	23.817	47.594	75.402
14	15:06:07.782	1:05.810	18.700	24.953	22.157	91.928	89.358
15	15:07:22.951	1:15.169	18.994	31.078	25.097	8	



Qualifying Results

Bulletin No. _____

Super Lap Scotland - Round 3 AC

NSSCC Sports & Saloon Car Championship

Knockhill 1.267 miles

Race 1

08/07/2017 15:00

Race started at 14:49:49

Lap	Time of Day	Lap Tm	S1	S2	S3	SFSpd	S1Spd
3	14:53:01.723	59.922	17.267	22.672	19.983	112.976	98.688
4	14:54:02.904	1:01.181	17.939	22.779	20.463	114.714	99.566
5	14:55:03.703	1:00.799	17.753	22.698	20.348	110.739	98.111
6	14:56:06.785	1:03.082	17.975	24.739	20.368	111.474	98.688
7	14:57:07.597	1:00.812	17.360	22.902	20.550	111.105	97.117
8	14:58:09.800	1:02.203	17.564	23.991	20.648	108.941	95.595
9	14:59:11.140	1:01.340	17.709	22.949	20.682	110.193	96.005
10	15:00:23.879	1:12.739	20.648	29.087	23.004	96.697	72.627
11	15:01:59.366	1:35.487	21.766	37.694	36.027	85.270	83.571
12	15:03:46.146	1:46.780	32.356	42.031	32.393	50.916	51.781
13	15:05:04.295	1:18.149	27.656	26.087	24.406	44.560	72.785
14	15:06:10.214	1:05.919	20.151	24.466	21.302	83.675	90.564
15	15:07:26.379	1:16.165	20.008	30.832	25.325	95.731	95.053
16	15:08:26.920	1:00.541	17.020	22.871	20.650	113.935	99.863

Lap	Time of Day	Lap Tm	S1	S2	S3	SFSpd	S1Spd
5	14:55:12.928	1:01.760	17.997			110.193	91.802
6	14:56:13.742	1:00.814	17.883			109.653	92.947
7	14:57:15.168	1:01.426	18.471			109.653	90.686
8	14:58:17.726	1:02.558	17.815			108.764	91.303
9	14:59:27.040	1:09.314	17.876			107.890	91.928
10	15:00:36.782	1:09.742	20.187			83.675	85.706
11	15:02:03.390	1:26.608	19.543			91.179	89.358
12	15:03:50.358	1:46.968	32.569			41.095	70.270
13	15:05:09.069	1:18.711	27.134			41.297	67.445
14	15:06:16.093	1:07.204	20.656			83.363	89.836
15	15:07:29.627	1:13.534	18.752			107.201	92.818
16	15:08:30.599	1:00.972	17.646			109.118	92.435

(72) Carl CHAMBERS

1	14:51:07.182	1:07.244	20.145	25.432	21.667	83.467	92.054
2	14:52:09.673	1:02.491	18.311	23.720	20.460	110.739	91.303
3	14:53:11.957	1:02.284	18.013	23.484	20.787	111.660	92.690
4	14:54:14.281	1:02.324	18.055	23.273	20.996	110.556	93.465
5	14:55:16.187	1:01.906	18.262	23.269	20.375	111.846	93.595
6	14:56:17.544	1:01.357	17.819	23.137	20.401	112.220	95.323
7	14:57:18.897	1:01.353	18.036	23.072	20.245	112.408	94.518
8	14:58:20.502	1:01.605	17.822	23.503	20.280	112.597	94.785
9	14:59:28.191	1:07.689	18.009	27.075	22.605	112.597	94.252
10	15:00:40.326	1:12.135	21.435	27.141	23.559	77.224	84.306
11	15:02:05.246	1:24.920	20.284	28.655	35.981	93.857	84.839
12	15:03:52.060	1:46.814	33.541	42.061	31.212	38.194	59.918
13	15:05:10.628	1:18.568	27.550	28.858	22.160	38.501	68.547
14	15:06:18.310	1:07.682	21.639	25.187	20.856	83.363	80.950
15	15:07:31.350	1:13.040	19.788	28.316	24.936	100.611	88.884
16	15:08:32.478	1:01.128	17.954	22.991	20.183	112.597	95.459

(55) Daniel McKay

1	14:51:05.173	1:06.792	20.292	24.980	21.520	75.487	90.198
2	14:52:08.902	1:03.729	18.693	23.932	21.104	108.413	75.064
3	14:53:10.175	1:01.273	17.996	22.534	20.743	108.064	92.308
4	14:54:11.709	1:01.534	17.997	22.750	20.787	109.832	92.435
5	14:55:13.462	1:01.753	17.814	22.850	21.089	110.374	92.818
6	14:56:15.521	1:02.059	17.937	22.367	21.755	109.653	92.562
7	14:57:17.427	1:01.906	18.368	22.692	20.846	102.454	91.303
8	14:58:19.232	1:01.805	18.010	22.934	20.861	106.520	90.809
9	14:59:27.701	1:08.469	18.764	26.311	23.394	100.460	91.552
10	15:00:39.572	1:11.871	21.356	26.831	23.684	74.730	80.272
11	15:02:04.348	1:24.776	19.985	28.539	36.252	95.323	85.162
12	15:03:51.158	1:46.810	32.986	42.288	31.536	39.175	67.175
13	15:05:10.036	1:18.878	27.714	28.462	22.702	40.994	68.060
14	15:06:17.895	1:07.859	21.523	24.920	21.416	82.139	86.035
15	15:07:31.318	1:13.423	19.074	28.321	26.028	98.833	90.809
16	15:08:34.234	1:02.916	18.662	23.217	21.037	103.402	91.928

(8) Dave BOTTERILL

1	14:51:08.472	1:08.572	21.253	25.809	21.510	83.363	88.416
2	14:52:11.310	1:02.838	18.310	23.774	20.754	108.588	93.726
3	14:53:14.133	1:02.823	17.999	23.595	21.229	113.549	94.919
4	14:54:16.083	1:01.950	17.995	23.442	20.513	112.033	95.053
5	14:55:17.885	1:01.802	17.865	23.481	20.456	114.518	94.785
6	14:56:19.978	1:02.093	17.997	23.394	20.702	115.107	95.188
7	14:57:22.507	1:02.529	18.105	23.358	21.066	114.518	94.385
8	14:58:25.784	1:03.277	17.949	23.904	21.424	113.357	94.120
9	14:59:39.676	1:13.892	18.214	31.218	24.460	113.549	92.818
10	15:00:47.797	1:08.121	19.670	25.749	22.702	89.836	88.416
11	15:02:08.372	1:20.575	19.366	26.857	34.352	92.818	89.836
12	15:03:54.910	1:46.538	34.154	41.936	30.448	31.880	57.702
13	15:05:36.693	1:41.783	29.531	41.275	30.977	34.432	72.785
14	15:07:11.698	1:35.005	25.756	46.308	22.941	61.341	51.306
15	15:08:14.844	1:03.146	18.257	23.972	20.917	108.588	94.919

(4) Paul TAYLOR

1	14:51:06.932	1:07.258	20.433	25.004	21.821	82.543	90.198
2	14:52:09.330	1:02.398	18.103	23.356	20.939	109.653	92.818
3	14:53:12.068	1:02.738	17.789	23.595	21.354	110.374	93.595
4	14:54:14.698	1:02.630	18.538	23.277	20.815	106.351	93.857
5	14:55:17.036	1:02.338	18.188	23.480	20.670	110.556	92.181
6	14:56:18.428	1:01.392	17.565	23.255	20.572	110.193	93.857
7	14:57:19.949	1:01.521	17.778	22.906	20.837	110.922	93.726

(5) Neil FINNIGHAN

1	14:51:04.025	1:05.131	19.301	25.122	20.708	90.564	84.306
2	14:52:06.801	1:02.776	17.564	24.239	20.973	114.323	91.427
3	14:53:08.552	1:01.751	17.497	23.310	20.944	116.304	100.161
4	14:54:10.179	1:01.627	17.792	23.171	20.664	114.714	100.460
5	14:55:11.450	1:01.271	17.708	23.240	20.323	117.526	100.611
6	14:56:12.641	1:01.191	17.312	23.074	20.805	118.985	101.371
7	14:57:13.397	1:00.756	17.204	22.906	20.646	118.147	101.678
8	14:58:15.267	1:01.870	17.144	24.207	20.519	118.147	103.882
9	14:59:17.605	1:02.338	17.388	23.938	21.012	118.985	102.926
10	15:00:27.735	1:10.130	20.114	27.053	22.963	100.310	90.077
11	15:02:00.718	1:32.983	20.561	36.258	36.164	92.435	88.649
12	15:03:47.621	1:46.903	32.148	42.332	32.423	51.266	51.981
13	15:05:06.517	1:18.896	27.116	28.585	23.195	40.160	66.312
14	15:06:13.360	1:06.843	20.742	24.960	21.141	93.857	89.239
15	15:07:26.643	1:13.283	18.527	30.569	24.187	110.556	95.188
16	15:08:27.888	1:01.245	17.436	23.655	20.154	114.518	100.460

(77) Mark LEYBOURNE

1	14:51:02.661	1:05.167	20.111	24.457	20.599	82.039	92.818
2	14:52:03.678	1:01.017	17.509	23.221	20.287	114.714	90.077
3	14:53:03.903	1:00.225	17.059	22.975	20.191	114.323	100.310
4	14:54:04.066	1:00.163	17.228	22.822	20.113	113.549	100.460
5	14:55:04.505	1:00.439	17.235	23.155	20.049	112.976	95.868
6	14:56:05.535	1:01.030	17.419	23.543	20.068	113.166	91.055
7	14:57:05.864	1:00.329	17.191	23.069	20.069	110.374	91.055
8	14:58:05.877	1:00.013	17.095	22.405	20.513	113.357	98.979
9	14:59:07.226	1:01.349	18.206	23.030	20.113	101.218	89.002
10	15:00:23.015	1:15.789	23.868	29.099	22.822	92.054	67.377
11	15:01:58.521	1:35.506	22.094	37.577	35.835	82.951	78.305
12	15:03:45.345	1:46.824	32.527	41.820	32.477	51.661	50.230
13	15:05:03.581	1:18.236	27.558	26.335	24.343	43.407	76.259
14	15:06:09.342	1:05.761	20.098	24.500	21.163	81.244	81.839
15	15:07:26.157	1:16.815	20.091	30.796</			



Qualifying Results

Bulletin No. _____

Super Lap Scotland - Round 3 AC

NSSCC Sports & Saloon Car Championship

Knockhill 1.267 miles

Race 1

08/07/2017 15:00

Race started at 14:49:49

Lap	Time of Day	Lap Tm	S1	S2	S3	SFSpd	S1Spd	Lap	Time of Day	Lap Tm	S1	S2	S3	SFSpd	S1Spd
8	14:58:23.806	1:03.857	17.758	24.520	21.579	109.832	93.726								
9	14:59:38.905	1:15.099	18.167	32.510	24.422	107.544	90.564								
10	15:00:47.055	1:08.150	19.609	25.944	22.597	90.442	86.479								
11	15:02:07.399	1:20.344	19.418	26.553	34.373	93.595	89.596								
12	15:03:54.093	1:46.694	34.482	41.971	30.241	34.432	59.022								
13	15:05:36.072	1:41.979	29.314	41.483	31.182	34.186	71.543								
14	15:07:11.727	1:35.655	25.753	46.269	23.633	66.246	51.781								
15	15:08:17.333	1:05.606	18.397	25.148	22.061	101.371	92.181								

(85) Clive COOKSEY

1	14:51:08.349	1:07.986	20.074	25.567	22.345	86.257	89.716
2	14:52:12.543	1:04.194	18.702	24.309	21.183	105.184	89.957
3	14:53:16.761	1:04.218	18.238	23.643	22.337	108.413	92.562
4	14:54:20.777	1:04.016	18.527	23.912	21.577	101.218	93.076
5	14:55:24.030	1:03.253	18.348	23.709	21.196	105.020	92.308
6	14:56:29.783	1:05.753	18.323	24.080	23.350	107.544	91.055
7	14:57:33.093	1:03.310	18.288	23.792	21.230	106.015	93.076
8	14:58:37.654	1:04.561	18.381	24.467	21.713	106.859	92.690
9	14:59:47.284	1:09.630	20.088	27.251	22.291	94.919	76.259
10	15:01:45.886	1:58.602	34.835	46.252	37.515	82.341	37.323
11	15:03:32.535	1:46.649	31.866	40.483	34.300	51.821	49.163
12	15:04:41.391	1:08.856	19.819	27.066	21.971	74.647	83.260
13	15:05:47.781	1:06.390	18.664	25.213	22.513	103.561	92.562
14	15:07:12.904	1:25.123	19.028	43.007	23.088	103.561	81.938
15	15:08:17.703	1:04.799	18.512	24.640	21.647	107.890	91.928

(59) Damien McKAY

1	14:51:09.034	1:08.221	21.240	25.312	21.669	78.488	85.706
2	14:52:13.296	1:04.262	19.398	23.569	21.295	102.298	85.925
3	14:53:17.076	1:03.780	18.647	23.455	21.678	102.298	87.952
4	14:54:21.257	1:04.181	18.831	23.613	21.737	99.863	87.608
5	14:55:24.458	1:03.201	19.006	23.025	21.170	98.111	85.925
6	14:56:29.958	1:05.500	18.719	23.522	23.259	101.066	87.608
7	14:57:33.711	1:03.753	18.999	23.450	21.304	96.976	87.380
8	14:58:38.030	1:04.319	18.692	24.180	21.447	100.611	85.925
9	14:59:47.946	1:09.916	20.157	27.816	21.943	95.053	77.851
10	15:01:46.760	1:58.814	35.161	46.432	37.221	84.095	36.651
11	15:03:33.180	1:46.420	32.084	41.026	33.310	50.801	50.230
12	15:04:41.913	1:08.733	19.825	27.034	21.874	75.572	84.839
13	15:05:48.483	1:06.570	19.468	24.444	22.658	102.611	86.146
14	15:07:14.964	1:26.481	19.396	43.190	23.895	99.714	86.590
15	15:08:18.852	1:03.888	19.264	23.502	21.122	99.863	87.380

(84) Peter PARKIN

1	14:51:10.894	1:08.868	21.016	25.616	22.236	81.441	83.467
2	14:52:16.845	1:05.951	19.240	24.488	22.223	102.298	85.270
3	14:53:22.414	1:05.569	19.292	24.302	21.975	101.524	85.815
4	14:54:28.812	1:06.398	19.610	24.562	22.226	101.524	84.518
5	14:55:36.701	1:07.889	19.592	26.086	22.211	101.371	83.989
6	14:56:42.547	1:05.846	19.343	24.490	22.013	102.454	85.270
7	14:57:48.265	1:05.718	19.106	24.403	22.209	102.611	86.814
8	14:58:58.585	1:10.320	19.466	25.806	25.048	101.678	82.240
9	15:00:15.047	1:16.462	22.097	29.903	24.462	78.397	73.022
10	15:01:51.325	1:36.278	21.180	38.371	36.727	80.561	80.658
11	15:03:38.647	1:47.322	32.722	40.607	33.993	50.043	46.186
12	15:04:49.742	1:11.095	22.076	26.139	22.880	53.945	82.240
13	15:05:59.978	1:10.236	20.649	25.934	23.653	96.697	81.739
14	15:07:19.384	1:19.406	19.760	34.174	25.472	96.976	84.518
15	15:08:26.879	1:07.495	20.390	25.325	21.780	102.142	84.412

(75) Jordan LOWING

1	14:51:01.730	1:03.454	19.306	24.103	20.045	86.368	100.611
2	14:52:02.006	1:00.276	17.893	22.370	20.013	116.304	100.914
3	14:53:03.256	1:01.250	17.927	23.192	20.131	115.107	101.832
4	14:54:03.469	1:00.213	17.269	22.916	20.028	115.305	101.371
5	14:55:03.709	1:00.240	17.395	22.908	19.937	115.703	100.914
6	14:56:03.779	1:00.070	17.534	22.358	20.178	114.910	101.066
7	14:57:05.183	1:01.404	17.863	23.099	20.442	111.290	94.651

Clerk of the Course

Sig : Time :
Chief Timekeeper : Ian Sharp (SMART Timing)

Resulats available at www.speedhive.com and www.smart-timing.co.uk

Printed: 10/07/2017 18:36:23

Orbits





Race Results

Bulletin No. _____

Super Lap Scotland - Round 3 AC

Lapchart


NSSCC Sports & Saloon Car Championship

Knockhill 1.267 miles

Race 1

08/07/2017 15:00

Race started at 14:49:49



Competitors	Laps	Laps																
		0	1	2	3	4	5	6	7	8	9	10	11	12	13	14	15	16
Paul BRYDON (79)	1	79	79	79	79	79	00	00	79	79	79	79	79	79	79	79	79	79
Andy ROBINSON (00)	2	00	00	00	00	00	79	79	70	70	70	70	70	70	70	70	70	00
Eduardo De SOUSA (70)	3	70	70	70	70	70	70	70	00	00	00	00	00	00	00	00	00	70
Simon MAYNE (22)	4	22	63	63	63	63	63	22	22	22	22	22	22	22	22	22	22	22
Kyle MURCHIE (63)	5	63	22	22	22	22	22	63	63	63	621	621	621	621	621	621	621	621
Phil JORDAN (57)	6	57	57	57	621	621	621	621	621	621	63	63	63	63	63	63	63	63
Mark LEYBOURNE (77)	7	77	621	621	57	57	57	57	57	57	57	57	57	57	57	57	57	57
Drew MYERSCOUGH (621)	8	621	12	12	12	12	41	41	41	41	41	41	41	41	41	41	41	41
Scott HUBEL (12)	9	12	75	75	41	41	12	75	75	77	77	77	77	77	77	77	77	12
Jordan LOWING (75)	10	75	77	41	75	75	75	77	77	12	12	12	12	12	12	12	12	5
Daniel McKAY (55)	11	55	41	77	77	77	77	12	12	5	5	5	5	5	5	5	5	77
Stuart CARR (41)	12	41	5	5	5	5	5	5	5	7	7	7	7	7	7	7	7	7
Alan McPHERSON (7)	13	7	55	7	7	7	7	7	7	31	31	31	31	31	31	31	31	31
Gary BOWERS (31)	14	31	31	31	31	31	31	31	31	55	55	55	55	55	55	55	55	72
Neil FINNIGHAN (5)	15	5	7	55	55	55	55	55	55	72	72	72	72	72	72	72	72	55
Paul TAYLOR (4)	16	4	4	4	72	72	72	72	72	4	4	4	4	4	4	4	8	8
Dave BOTTERILL (8)	17	8	72	72	4	4	4	4	4	8	8	8	8	8	8	8	4	4
Carl CHAMBERS (72)	18	72	85	8	8	8	8	8	8	85	85	85	85	85	85	85	85	85
Clive COOKSEY (85)	19	85	8	85	85	85	85	85	85	59	59	59	59	59	59	59	59	59
Damien McKAY (59)	20	59	59	59	59	59	59	59	59	84	84	84	84	84	84	84	84	84
Peter PARKIN (84)	21	84	84	84	84	84	84	84	84									

Margin of Victory	Avg. Speed	Best Lap Tm	Best Speed	Best Lap by
10.359	66.665	54.671	83.423	00 - Andy ROBINSON

Clerk of the Course _____ Orbits _____

Sig : _____ Time : _____
 Chief Timekeeper : Ian Sharp (SMART Timing)
 Resulats available at www.speedhive.com and www.smart-timing.co.uk





Super Lap Scotland - Round 3 AC

Sorted on Laps

MG Trophy

Knockhill 1.267 miles

Race 2

08/07/2017 15:30

Race (20:00 Time) started at 15:27:54

Pos	No.	Name	Make/Model	CC	Class	Laps	Total Tm	Diff	Best Tm	In Lap	Best Speed
1	92	Graham ROSS	MG ZR 190	1800	A	20	20:23.711		1:00.078	2	75.915
2	73	Ross MAKAR	MG ZR 190	1800	A	20	20:26.542	2.831	1:00.136	20	75.842
3	87	Colin ROBERTSON	MG ZR 190	1800	A	20	20:27.588	3.877	1:00.079	16	75.914
4	22	Gary WETTON	MG ZR 190	1800	A	20	20:36.024	12.313	1:00.544	5	75.331
5	99	Doug COLE	MG ZR 190	1800	A	20	20:48.399	24.688	1:01.366	4	74.322
6	69	Paul LUTI	MG ZR 170	1800	B	20	20:57.238	33.527	1:01.696	11	73.924
7	4	Simon BYRNE	MG ZR 170	1800	B	20	20:57.890	34.179	1:01.754	16	73.855
8	46	Ryan FIRTH	MG ZR 170	1800	B	20	20:58.634	34.923	1:01.705	11	73.914
9	31	Jack ROBERTS	MG ZR 170	1800	B	20	20:58.738	35.027	1:01.828	3	73.767
10	55	Tom BUTLER	MG ZR 170	1800	B	20	21:03.459	39.748	1:01.782	4	73.822
11	88	James COLE	MG ZR 170	1800	B	20	21:06.863	43.152	1:01.572	6	74.073
12	2	Chris BRAY	MG ZR 170	1800	B	20	21:06.921	43.210	1:01.908	10	73.671
13	19	Richard MARSH	MG ZR 170	1800	B	20	21:07.108	43.397	1:02.099	10	73.445
14	33	Patrick BOOTH	MG ZR 170	1800	B	20	21:09.035	45.324	1:02.212	11	73.311
15	77	Robin WALKER	MG ZR 190	1800	A	20	21:10.888	47.177	1:01.648	10	73.982
16	63	Ollie HOOD	MG ZR 170	1800	B	20	21:15.184	51.473	1:02.644	11	72.806
17	37	Mike HARRIS	MG ZR 170	1800	B	20	21:21.087	57.376	1:02.749	11	72.684
18	75	Andy SPENCER	MG ZR 160	1800	C	19	20:26.107	1 Lap	1:03.396	9	71.942
19	32	Iain DOWLER	MG ZR 170	1800	B	19	20:30.506	1 Lap	1:03.047	8	72.340
20	64	Matt TURNBULL	MG ZR 160	1800	C	19	20:33.342	1 Lap	1:03.608	8	71.702
21	80	Tylor BALLARD	MG ZR 160	1800	C	19	20:46.161	1 Lap	1:03.850	6	71.431
22	39	James BLAKE	MG ZR 170	1800	B	19	20:47.339	1 Lap	1:03.675	9	71.627
23	90	Joe CRUTTENDEN	MG ZR 160	1800	C	19	21:02.671	1 Lap	1:03.941	17	71.329
24	50	John BOOTH	MG ZR 160	1800	C	19	21:09.259	1 Lap	1:04.643	15	70.554
25	58	Tony JONES	MG ZR 160	1800	C	18	20:25.402	2 Laps	1:05.151	8	70.004

Not classified

DNF	7	Will PAYNE	MG ZR 170	1800	B	17	18:06.012	DNF	1:01.836	12	73.757
DNF	13	Andrew ROGERSON	MG ZR 170	1800	B	15	15:53.437	DNF	1:01.680	4	73.944

Margin of Victory	Avg. Speed	Best Lap Tm	Best Speed	Best Lap by
2.831	74.541	1:00.078	75.915	92 - Graham ROSS

Clerk of the Course

Sig : Time :
 Chief Timekeeper : Ian Sharp (SMART Timing)
 Resulats available at www.speedhive.com and www.smart-timing.co.uk

Orbits



Super Lap Scotland - Round 3 AC

MG Trophy

Race 2

Race (20:00 Time) started at 15:27:54

Knockhill 1.267 miles

08/07/2017 15:30

Lap	Time of Day	Lap Tm	S1	S2	S3	SFSpd	S1Spd	Lap	Time of Day	Lap Tm	S1	S2	S3	SFSpd	S1Spd
(92) Graham ROSS								7	15:35:10.315	1:01.078	17.944	22.497	20.637	106.859	88.416
1	15:29:04.182	1:02.872	19.542	22.701	20.629	65.663	90.442	8	15:36:11.226	1:00.911	18.023	22.363	20.525	106.520	89.120
2	15:30:04.260	1:00.078	17.756	22.099	20.223	107.201	91.303	9	15:37:12.278	1:01.052	17.983	22.497	20.572	106.183	89.358
3	15:31:04.639	1:00.379	17.558	22.468	20.353	107.201	91.303	10	15:38:13.659	1:01.381	18.024	22.664	20.693	105.848	89.120
4	15:32:05.328	1:00.689	17.918	22.325	20.446	106.351	91.427	11	15:39:16.987	1:03.328	18.844	23.790	20.694	107.372	81.146
5	15:33:05.821	1:00.493	17.672	22.322	20.499	107.201	91.427	12	15:40:18.688	1:01.701	18.210	22.609	20.882	106.015	89.002
6	15:34:06.179	1:00.358	17.693	22.153	20.512	106.183	91.179	13	15:41:19.659	1:00.971	18.170	22.274	20.527	104.366	88.416
7	15:35:06.622	1:00.443	17.763	22.278	20.402	107.030	91.179	14	15:42:20.761	1:01.102	18.120	22.351	20.631	105.515	87.837
8	15:36:07.058	1:00.436	17.631	22.394	20.411	107.030	90.564	15	15:43:21.433	1:00.672	17.920	22.184	20.568	106.015	89.002
9	15:37:07.481	1:00.423	17.676	22.303	20.444	106.351	91.055	16	15:44:23.496	1:02.063	18.020	22.208	21.835	106.183	89.716
10	15:38:08.064	1:00.583	17.866	22.225	20.492	107.030	89.716	17	15:45:25.392	1:01.896	18.214	22.701	20.981	101.987	88.416
11	15:39:09.184	1:01.120	17.846	22.808	20.466	106.689	90.564	18	15:46:26.725	1:01.333	18.251	22.381	20.701	103.882	89.002
12	15:40:10.021	1:00.837	17.887	22.392	20.558	106.183	90.077	19	15:47:28.344	1:01.619	18.174	22.935	20.510	105.184	88.649
13	15:41:10.972	1:00.951	17.993	22.410	20.548	104.692	90.198	20	15:48:30.694	1:02.350	18.128	23.176	21.046	106.183	87.380
14	15:42:12.228	1:01.256	17.874	22.557	20.825	106.689	91.055	(99) Doug COLE							
15	15:43:13.267	1:01.039	17.821	22.420	20.798	103.882	89.002	1	15:29:06.086	1:03.661	19.774	22.954	20.933	68.617	90.077
16	15:44:14.374	1:01.107	17.951	22.382	20.774	103.402	88.767	2	15:30:07.861	1:01.775	18.393	22.555	20.827	108.413	90.809
17	15:45:15.042	1:00.668	17.823	22.213	20.632	104.043	90.198	3	15:31:09.677	1:01.816	18.194	22.766	20.856	108.413	87.837
18	15:46:16.000	1:00.958	17.895	22.370	20.693	104.529	90.442	4	15:32:11.043	1:01.866	18.210	22.367	20.789	107.544	90.442
19	15:47:17.037	1:01.037	17.798	22.798	20.441	105.349	88.884	5	15:33:12.641	1:01.598	17.829	22.502	21.267	108.064	90.198
20	15:48:18.381	1:01.344	17.719	22.327	21.298	106.183	90.320	6	15:34:14.364	1:01.723	18.125	22.496	21.102	105.848	89.836
(73) Ross MAKAR								7	15:35:16.104	1:01.740	17.878	22.596	21.266	106.183	89.596
1	15:29:04.481	1:03.180	19.816	22.830	20.534	65.856	90.320	8	15:36:18.309	1:02.205	18.297	22.919	20.989	105.184	89.002
2	15:30:05.281	1:00.800	18.000	22.392	20.408	107.890	91.055	9	15:37:20.058	1:01.749	17.828	22.774	21.147	105.848	90.077
3	15:31:06.095	1:00.814	18.005	22.446	20.363	106.520	90.809	10	15:38:21.810	1:01.752	17.967	22.810	20.975	105.681	89.596
4	15:32:06.621	1:00.526	17.995	22.118	20.413	106.520	90.686	11	15:39:24.045	1:02.235	18.133	22.819	21.283	106.015	90.077
5	15:33:07.176	1:00.555	17.923	22.218	20.414	106.183	90.564	12	15:40:26.080	1:02.035	18.234	23.009	20.792	105.349	87.494
6	15:34:07.699	1:00.523	17.959	22.048	20.516	106.015	90.686	13	15:41:27.951	1:01.871	17.928	22.868	21.075	106.183	88.767
7	15:35:08.120	1:00.421	17.941	22.144	20.336	106.520	90.320	14	15:42:29.921	1:01.970	18.207	22.877	20.886	104.856	89.477
8	15:36:08.909	1:00.789	17.961	22.318	20.510	106.351	90.442	15	15:43:32.440	1:02.519	18.462	22.826	21.231	106.689	88.767
9	15:37:09.588	1:00.679	18.020	22.193	20.466	106.015	90.442	16	15:44:34.685	1:02.245	18.031	23.253	20.961	104.692	89.477
10	15:38:10.957	1:01.369	18.049	22.450	20.870	106.183	89.957	17	15:45:36.750	1:02.065	18.043	23.042	20.980	105.848	89.836
11	15:39:12.448	1:01.491	18.054	22.402	21.035	106.183	89.477	18	15:46:39.025	1:02.275	18.080	23.255	20.940	105.848	89.957
12	15:40:13.376	1:00.928	18.170	22.331	20.427	106.351	89.836	19	15:47:41.232	1:02.207	17.948	23.349	20.910	105.681	89.836
13	15:41:14.301	1:00.925	18.082	22.341	20.502	105.848	90.564	20	15:48:43.069	1:01.837	17.929	22.846	21.062	106.520	90.077
14	15:42:15.353	1:01.052	18.296	22.248	20.508	105.515	88.767	(69) Paul LUTI							
15	15:43:17.042	1:01.689	18.004	22.543	21.142	106.351	90.809	1	15:29:08.448	1:05.527	20.501	23.461	21.565	68.970	85.162
16	15:44:17.678	1:00.636	18.203	22.031	20.402	103.561	90.077	2	15:30:11.145	1:02.697	18.898	22.598	21.201	103.882	87.722
17	15:45:18.357	1:00.679	17.982	22.021	20.676	106.015	90.809	3	15:31:12.843	1:01.698	18.178	22.462	21.058	104.529	87.266
18	15:46:18.544	1:00.187	17.899	21.927	20.361	105.681	90.809	4	15:32:14.809	1:01.966	18.319	22.408	21.239	104.043	87.837
19	15:47:21.076	1:02.532	19.886	22.363	20.283	106.859	86.702	5	15:33:17.757	1:02.948	18.247	23.433	21.268	104.366	87.494
20	15:48:21.212	1:00.136	17.971	21.888	20.277	107.717	90.564	6	15:34:19.720	1:01.963	18.391	22.529	21.043	104.204	87.722
(87) Colin ROBERTSON								7	15:35:21.583	1:01.863	18.266	22.416	21.181	104.204	87.153
1	15:29:06.397	1:03.942	20.306	22.978	20.658	66.246	89.716	8	15:36:24.238	1:02.655	18.323	22.963	21.369	103.882	87.153
2	15:30:07.958	1:01.561	18.324	22.738	20.499	109.118	90.320	9	15:37:26.610	1:02.372	18.472	22.694	21.206	103.882	87.722
3	15:31:09.464	1:01.506	17.868	22.525	21.113	110.374	89.716	10	15:38:29.338	1:02.728	18.528	23.015	21.185	101.832	86.479
4	15:32:10.433	1:00.969	18.000	22.211	20.758	105.848	89.239	11	15:39:31.034	1:01.696	18.321	22.219	21.156	102.454	86.590
5	15:33:11.298	1:00.865	17.972	22.349	20.544	106.351	89.239	12	15:40:33.118	1:02.084	18.410	22.435	21.239	102.142	86.257
6	15:34:11.695	1:00.397	17.749	22.087	20.561	106.015	89.836	13	15:41:35.137	1:02.019	18.562	22.322	21.135	101.524	86.368
7	15:35:12.386	1:00.691	17.894	22.171	20.626	107.030	89.358	14	15:42:37.483	1:02.346	18.244	22.352	21.750	101.524	86.479
8	15:36:12.549	1:00.163	17.865	21.970	20.328	107.201	88.884	15	15:43:39.737	1:02.254	18.316	22.580	21.358	100.460	86.479
9	15:37:13.039	1:00.490	17.715	22.391	20.384	107.717	90.198	16	15:44:41.722	1:01.985	18.312	22.463	21.210	101.218	86.146
10	15:38:13.873	1:00.834	17.906	22.449	20.479	108.238	86.927	17	15:45:44.518	1:02.796	18.320	22.862	21.614	102.298	87.040
11	15:39:15.170	1:01.297	18.367	22.475	20.455	110.374	87.380	18	15:46:46.745	1:02.227	18.406	22.590	21.231	101.524	86.590
12	15:40:17.170	1:02.000	18.161	22.878	20.961	106.859	89.477	19	15:47:49.350	1:02.605	18.338	22.738	21.529	102.454	86.479
13	15:41:17.696	1:00.526	17.944	22.215	20.367	106.015	89.120	20	15:48:51.908	1:02.558	18.256	22.530	21.772	100.161	87.380
14	15:42:18.547	1:00.851	17.939	22.317	20.595	106.520	89.358	(4) Simon BYRNE							
15	15:43:18.811	1:00.264	17.724	21.981	20.559	106.351	89.477	1	15:29:08.685	1:05.485	20.534	23.475	21.476	71.543	86.590
16	15:44:18.890	1:00.079	17.734	21.968	20.377	106.859	89.596	2	15:30:10.722						

Super Lap Scotland - Round 3 AC

MG Trophy

Knockhill 1.267 miles

Race 2

08/07/2017 15:30

Race (20:00 Time) started at 15:27:54

Lap	Time of Day	Lap Tm	S1	S2	S3	SFSpd	S1Spd	Lap	Time of Day	Lap Tm	S1	S2	S3	SFSpd	S1Spd								
15	15:43:41.028	1:02.251	18.423			99.566	87.040	1	15:29:10.631	1:06.357	20.763	24.090	21.504	73.664	87.266								
16	15:44:42.782	1:01.754	18.009			102.768	87.040	2	15:30:13.373	1:02.742	18.746	22.835	21.161	105.349	88.183								
17	15:45:45.533	1:02.751	18.180			102.768	88.068	3	15:31:16.214	1:02.841	18.318	23.074	21.449	105.681	87.608								
18	15:46:47.457	1:01.924	18.141			101.987	87.837	4	15:32:18.740	1:02.526	18.297	22.712	21.517	104.043	87.722								
19	15:47:49.975	1:02.518	18.362			103.402	87.494	5	15:33:21.130	1:02.390	18.395	22.646	21.349	104.366	86.368								
20	15:48:52.560	1:02.585	18.115			103.882	87.837	6	15:34:22.702	1:01.572	18.189	22.249	21.134	102.768	87.952								
(46) Ryan FIRTH																							
1	15:29:09.171	1:05.466	20.533	23.352	21.581	72.785	86.146	7	15:35:25.077	1:02.375	18.562	22.430	21.383	102.926	87.837								
2	15:30:11.551	1:02.380	18.606	22.679	21.095	104.043	87.040	8	15:36:27.796	1:02.719	18.508	22.697	21.514	104.529	87.494								
3	15:31:13.364	1:01.813	18.264	22.368	21.181	105.020	86.590	9	15:37:30.342	1:02.546	18.537	22.640	21.369	102.454	87.837								
4	15:32:15.314	1:01.950	18.286	22.457	21.207	104.856	87.494	10	15:38:32.723	1:02.381	18.513	22.596	21.272	103.242	87.837								
5	15:33:18.617	1:03.303	18.267	23.567	21.469	104.043	86.814	11	15:39:36.311	1:03.588	18.308	23.975	21.305	104.204	87.608								
6	15:34:20.608	1:01.991	18.516	22.312	21.163	103.721	86.927	12	15:40:38.416	1:02.105	18.436	22.357	21.312	102.454	87.380								
7	15:35:22.675	1:02.067	18.369	22.397	21.301	104.204	86.590	13	15:41:40.773	1:02.357	18.466	22.574	21.317	102.611	87.040								
8	15:36:25.188	1:02.513	18.288	22.757	21.468	104.366	86.368	14	15:42:43.606	1:02.833	18.608	23.114	21.111	102.611	86.702								
9	15:37:27.616	1:02.428	18.492			103.084	86.702	15	15:43:47.861	1:04.255	18.627	23.161	22.467	104.856	87.040								
10	15:38:30.863	1:03.247	18.697	23.180	21.370	104.856	86.590	16	15:44:50.392	1:02.531	18.623	22.417	21.491	102.454	87.380								
11	15:39:32.568	1:01.705	18.257			103.721	86.257	17	15:45:53.522	1:03.130	18.913	22.837	21.380	101.371	86.814								
12	15:40:34.746	1:02.178	18.433			104.529	87.040	18	15:46:55.844	1:02.322	18.450	22.574	21.298	101.371	87.153								
13	15:41:36.656	1:01.910	18.329			103.402	86.702	19	15:47:58.234	1:02.390	18.203	22.390	21.797	102.454	87.153								
14	15:42:39.055	1:02.399	18.253	22.429	21.717	103.721	86.814	20	15:49:01.533	1:03.299	18.650	22.549	22.100	100.310	87.153								
15	15:43:41.370	1:02.315	18.536			101.524	86.257	(2) Chris BRAY															
16	15:44:43.475	1:02.105	18.448			102.142	86.702	1	15:29:10.997	1:06.492	20.859	24.082	21.551	74.813	86.927								
17	15:45:45.838	1:02.363	18.279			101.987	86.814	2	15:30:13.855	1:02.858	18.699	22.971	21.188	104.204	87.380								
18	15:46:47.993	1:02.155	18.211	22.589	21.355	102.768	87.153	3	15:31:16.631	1:02.776	18.216	23.231	21.329	104.692	87.494								
19	15:47:50.446	1:02.453	18.475			103.242	87.153	4	15:32:19.291	1:02.660	18.475	22.817	21.368	102.611	87.040								
20	15:48:53.304	1:02.858	18.585	22.541	21.732	102.926	86.927	5	15:33:22.192	1:02.901	18.344	23.138	21.419	101.524	87.722								
(31) Jack ROBERTS																							
1	15:29:07.933	1:05.437	20.811	23.340	21.286	68.338	87.494	6	15:34:25.541	1:03.349	18.362	23.805	21.182	101.832	86.702								
2	15:30:09.850	1:01.917	18.365	22.462	21.090	105.349	88.416	7	15:35:28.659	1:03.118	18.651	22.915	21.552	102.611	86.368								
3	15:31:11.678	1:01.823	18.217	22.440	21.171	106.183	88.299	8	15:36:30.760	1:02.101	18.267	22.627	21.207	103.721	87.040								
4	15:32:13.636	1:01.958	18.379	22.401	21.178	105.184	88.299	9	15:37:32.687	1:01.927	18.225	22.499	21.203	104.366	87.040								
5	15:33:17.407	1:03.771	18.319	24.211	21.241	104.204	88.299	10	15:38:34.595	1:01.908	18.193	22.532	21.183	103.402	87.153								
6	15:34:19.252	1:01.845	18.099	22.678	21.068	104.366	88.299	11	15:39:36.512	1:01.917	18.133	22.561	21.223	103.402	87.266								
7	15:35:21.290	1:02.038	18.196	22.749	21.093	105.184	87.952	12	15:40:38.628	1:02.116	18.554	22.494	21.068	104.204	88.068								
8	15:36:24.620	1:03.330	18.627	23.286	21.417	104.692	85.815	13	15:41:41.013	1:02.385	18.670	22.585	21.130	104.366	87.952								
9	15:37:27.193	1:02.573	18.605	22.914	21.054	103.882	86.368	14	15:42:43.927	1:02.914	18.399	23.401	21.114	104.043	87.040								
10	15:38:30.368	1:03.175	18.618	23.428	21.129	104.529	88.299	15	15:43:47.967	1:04.040	18.601	23.086	22.353	105.020	88.767								
11	15:39:32.259	1:01.891	18.154	22.402	21.335	106.015	88.068	16	15:44:50.906	1:02.939	18.861	22.588	21.490	102.298	87.153								
12	15:40:34.186	1:01.927	18.233	22.530	21.164	104.529	87.837	17	15:45:53.725	1:02.819	18.449	23.173	21.197	101.987	87.040								
13	15:41:36.198	1:02.012	18.368	22.427	21.217	104.856	87.722	18	15:46:56.025	1:02.300	18.526	22.692	21.082	103.882	87.153								
14	15:42:38.919	1:02.721	18.218	22.453	22.050	104.204	87.837	19	15:47:58.188	1:02.163	18.345	22.581	21.237	104.043	87.952								
15	15:43:41.539	1:02.620	18.956	22.461	21.203	101.524	84.306	20	15:49:01.591	1:03.403	18.911	22.613	21.879	101.218	87.722								
16	15:44:43.787	1:02.248	18.528	22.554	21.166	104.856	88.767	(19) Richard MARSH															
17	15:45:46.279	1:02.492	18.478	22.171	21.843	104.043	88.068	1	15:29:09.820	1:05.630	20.422			75.148	84.306								
18	15:46:48.238	1:01.959	18.311	22.489	21.159	104.204	88.068	2	15:30:12.615	1:02.795	18.540			105.848	87.722								
19	15:47:50.777	1:02.539	18.763	22.722	21.054	105.515	88.416	3	15:31:15.187	1:02.572	18.417			105.184	86.927								
20	15:48:53.408	1:02.631	18.379	22.633	21.619	105.184	88.532	4	15:32:17.633	1:02.446	18.484			104.366	86.814								
(55) Tom BUTLER																							
1	15:29:09.474	1:05.803	20.796	23.653	21.354	70.343	86.702	5	15:33:20.110	1:02.477	18.658			102.768	86.257								
2	15:30:11.947	1:02.473	18.293	23.126	21.054	104.856	87.494	6	15:34:22.532	1:02.422	18.544	22.523	21.355	103.242	87.153								
3	15:31:13.980	1:02.033	18.328	22.694	21.011	106.183	87.153	7	15:35:24.814	1:02.282	18.496	22.366	21.420	103.242	86.702								
4	15:32:15.762	1:01.732	18.133	22.587	21.062	105.515	88.299	8	15:36:27.650	1:02.836	18.465	22.698	21.673	102.926	86.927								
5	15:33:18.786	1:03.024	18.387	23.251	21.386	104.856	86.814	9	15:37:30.123	1:02.473	18.378			102.454	86.927								
6	15:34:21.064	1:02.278	18.768	22.437	21.073	105.020	87.837	10	15:38:32.222	1:02.099	18.572			102.926	87.153								
7	15:35:23.172	1:02.108	18.361	22.693	21.054	104.856	87.608	11	15:39:34.934	1:02.712	18.504			104.204	85.054								
8	15:36:25.258	1:02.086	18.191	22.690	21.205	105.184	87.494																



Super Lap Scotland - Round 3 AC

MG Trophy

Knockhill 1.267 miles

Race 2

08/07/2017 15:30

Race (20:00 Time) started at 15:27:54

Lap	Time of Day	Lap Tm	S1	S2	S3	SFSpd	S1Spd	Lap	Time of Day	Lap Tm	S1	S2	S3	SFSpd	S1Spd								
9	15:37:33.747	1:03.267	18.742	23.078	21.447	104.692	87.494	17	15:46:05.161	1:03.002	18.359			101.066	85.706								
10	15:38:36.632	1:02.885	18.408	23.020	21.457	104.366	86.479	18	15:47:09.404	1:04.243	18.551			103.721	84.839								
11	15:39:38.844	1:02.212	18.285	22.721	21.206	103.882	86.590	19	15:48:12.748	1:03.344	18.304			100.762	86.146								
12	15:40:41.091	1:02.247	18.334	22.650	21.263	104.043	87.040	20	15:49:15.757	1:03.009	18.260			99.566	86.814								
13	15:41:43.920	1:02.829	18.810	22.603	21.416	103.084	87.040	(75) Andy SPENCER															
14	15:42:47.047	1:03.127	18.418	23.012	21.697	102.926	86.479																
15	15:43:49.780	1:02.733	18.502	22.795	21.436	102.142	86.368									1	15:29:13.702	1:08.635	21.145				
16	15:44:53.336	1:03.556	18.830	23.385	21.341	104.204	88.068									2	15:30:17.359	1:03.657	18.859				
17	15:45:55.841	1:02.505	18.409	22.755	21.341	103.084	87.380									3	15:31:20.917	1:03.558	18.692				
18	15:46:58.254	1:02.413	18.372	22.775	21.266	103.402	87.952									4	15:32:24.681	1:03.764	19.082				
19	15:48:00.668	1:02.414	18.395	22.749	21.270	103.721	87.153									5	15:33:29.174	1:04.493	19.271				
20	15:49:03.705	1:03.037	18.613	22.990	21.434	103.242	86.035									6	15:34:32.912	1:03.738	18.738				
(77) Robin WALKER																7	15:35:36.371	1:03.459	18.588				
																8	15:36:39.941	1:03.570	18.574				
																9	15:37:43.337	1:03.396	18.599				
																10	15:38:46.863	1:03.526	18.622				
																11	15:39:50.538	1:03.675	18.647				
																12	15:40:54.108	1:03.570	18.615				
																13	15:41:57.926	1:03.818	18.894				
																14	15:43:01.392	1:03.466	18.516				
																15	15:44:05.195	1:03.803	18.648				
																16	15:45:08.949	1:03.754	18.821				
																17	15:46:12.511	1:03.562	18.654				
																18	15:47:16.818	1:04.307	18.639				
								19	15:48:20.777	1:03.959	18.906												
								(32) Iain DOWLER								1	15:29:16.408	1:10.458	21.518	26.895	22.045	78.397	85.596
																2	15:30:20.632	1:04.224	19.167	23.528	21.529	102.611	86.814
																3	15:31:24.062	1:03.430	18.796	23.330	21.304	104.204	87.608
																4	15:32:27.356	1:03.294	18.720	23.040	21.534	103.561	86.368
																5	15:33:31.081	1:03.725	18.755	23.353	21.617	101.524	87.153
																6	15:34:34.702	1:03.621	18.660	23.318	21.643	101.524	87.153
																7	15:35:38.223	1:03.521	18.737	23.117	21.667	101.987	87.040
8	15:36:41.270	1:03.047	18.633	22.999	21.415	101.832	86.702																
9	15:37:45.118	1:03.848	18.975	23.283	21.590	101.524	86.479																
10	15:38:48.827	1:03.709	18.784	23.313	21.612	101.524	86.927																
11	15:39:52.255	1:03.428	18.844	22.995	21.589	101.218	86.814																
12	15:40:56.224	1:03.969	18.930	23.265	21.774	101.066	86.590																
13	15:41:59.864	1:03.640	19.048	22.795	21.797	100.460	86.702																
14	15:43:03.829	1:03.965	18.992	23.229	21.744	100.762	86.590																
15	15:44:07.533	1:03.704	18.964	23.203	21.537	100.310	86.927																
16	15:45:11.579	1:04.046	18.853	23.447	21.746	100.611	86.927																
17	15:46:15.764	1:04.185	18.890	23.437	21.858	100.611	87.153																
18	15:47:20.151	1:04.387	19.013	23.691	21.683	100.161	87.722																
19	15:48:25.176	1:05.025	20.005	23.297	21.723	100.762	88.299																
(64) Matt TURNBULL																1	15:29:16.112	1:10.715	20.576	27.571	22.568	75.233	84.095
								2	15:30:20.194	1:04.082	19.057	23.078	21.947	97.682	83.363								
								3	15:31:23.963	1:03.769	18.766	23.080	21.923	99.863	83.885								
								4	15:32:28.375	1:04.412	19.232	23.110	22.070	99.272	83.885								
								5	15:33:32.388	1:04.013	18.776	23.084	22.153	99.272	83.363								
								6	15:34:36.250	1:03.862	18.731	22.970	22.161	98.543	83.260								
								7	15:35:40.019	1:03.769	18.668	22.988	22.113	98.688	82.951								
								8	15:36:43.627	1:03.608	18.642	22.813	22.153	98.543	83.157								
								9	15:37:47.382	1:03.755	18.861	22.815	22.079	97.824	83.054								
								10	15:38:51.013	1:03.631	18.717	22.879	22.035	98.254	83.467								
								11	15:39:54.767	1:03.754	18.763	22.916	22.075	98.398	83.054								
								12	15:40:58.513	1:03.746	18.783	22.945	22.018	97.967	83.260								
								13	15:42:02.396	1:03.883	18.818	22.892	22.173	98.111	83.571								
								14	15:43:06.223	1:03.827	18.709	22.802	22.316	97.824	83.054								
								15	15:44:09.831	1:03.608	18.720	22.788	22.100	97.967	83.571								
								16	15:45:13.472	1:03.641	18.693	22.836	22.112	98.254	83.467								
								17	15:46:18.195	1:04.723	18.625	23.862	22.236	97.967	83.780								
								18	15:47:24.287	1:06.092	20.826	23.201	22.065	96.697	82.951								
								19	15:48:28.012	1:03.725	18.724	22.768	22.233	98.688	84.200								
								(80) Tylor BALLARD								1	15:29:17.643	1:11.391	22.114			76.345	
2	15:30:22.749	1:05.106	19.540																				
3	15:31:27.787	1:05.038	19.189			99.272																	
4	15:32:32.505	1:04.718	18.845																				
5	15:33:37.380	1:04.875	18.943			98.398																	

Clerk of the Course

Orbits

Sig : Time :
 Chief Timekeeper : Ian Sharp (SMART Timing)
 Results available at www.speedhive.com and www.smart-timing.co.uk
 Printed: 10/07/2017 18:39:42



Super Lap Scotland - Round 3 AC

MG Trophy

Knockhill 1.267 miles

Race 2

08/07/2017 15:30

Race (20:00 Time) started at 15:27:54

Lap	Time of Day	Lap Tm	S1	S2	S3	SFSpd	S1Spd	Lap	Time of Day	Lap Tm	S1	S2	S3	SFSpd	S1Spd
6	15:34:41.230	1:03.850	18.963			96.281		17	15:46:51.950	1:05.714	19.646	23.627	22.441	97.682	84.518
7	15:35:45.793	1:04.563	19.086					18	15:47:58.197	1:06.247	18.846	24.489	22.912	99.419	81.048
8	15:36:50.085	1:04.292	19.048					19	15:49:03.929	1:05.732	19.744	23.330	22.658	96.976	85.379
9	15:37:54.535	1:04.450	19.042			96.836		(58) Tony JONES							
10	15:38:58.936	1:04.401	19.143			97.399		1	15:29:18.042	1:10.713	21.816	25.884	23.013	78.580	80.561
11	15:40:03.464	1:04.528	19.152					2	15:30:25.162	1:07.120	19.136	25.504	22.480	97.824	83.571
12	15:41:08.061	1:04.597	19.073					3	15:31:37.289	1:12.127	24.999	24.321	22.807	99.125	76.607
13	15:42:12.601	1:04.540	19.084			97.117		4	15:32:42.810	1:05.521	18.928	24.125	22.468	96.558	83.989
14	15:43:17.356	1:04.755	19.067			96.419	84.412	5	15:33:48.925	1:06.115	19.117	24.531	22.467	95.459	84.412
15	15:44:22.016	1:04.660	19.316			95.731		6	15:34:54.556	1:05.631	19.203	23.885	22.543	96.558	84.518
16	15:45:26.763	1:04.747	19.018			96.558		7	15:36:01.368	1:06.812	19.912	23.772	23.128	98.111	83.675
17	15:46:31.339	1:04.576	19.275			95.595		8	15:37:06.519	1:05.151	18.945	23.697	22.509	95.459	83.989
18	15:47:36.180	1:04.841	19.132			95.868		9	15:38:13.151	1:06.632	19.032	24.299	23.301	97.399	82.039
19	15:48:40.831	1:04.651	18.956			95.459		10	15:39:19.731	1:06.580	19.265			97.682	84.200
(39) James BLAKE															
1	15:29:16.337	1:10.224	21.121	26.767	22.336	81.048	84.518	11	15:40:26.460	1:06.729	19.315	24.404	23.010	97.682	79.043
2	15:30:22.154	1:05.817	19.477	24.404	21.936	97.967	80.853	12	15:41:32.368	1:05.908	19.088			97.117	83.989
3	15:31:26.995	1:04.841	18.840	24.137	21.864	101.678	83.675	13	15:42:40.056	1:07.688	19.185	23.838	24.665	96.419	83.467
4	15:32:31.942	1:04.947	18.703	24.237	22.007	100.310	83.467	14	15:43:48.504	1:08.448	19.406	25.103	23.939	93.988	83.157
5	15:33:37.462	1:05.520	18.511	25.208	21.801	100.161	84.412	15	15:44:57.966	1:09.462	19.974			95.595	84.625
6	15:34:42.082	1:04.620	19.422	23.404	21.794	101.371	84.518	16	15:46:04.866	1:06.900	19.529	24.348	23.023	96.836	79.795
7	15:35:46.448	1:04.366	18.797	23.688	21.881	101.524	84.095	17	15:47:12.841	1:07.975	19.246	26.040	22.689	96.143	84.625
8	15:36:50.965	1:04.517	18.828	23.788	21.901	101.371	84.839	18	15:48:20.072	1:07.231	19.067	24.386	23.778	96.697	82.645
9	15:37:54.640	1:03.675	18.708	23.374	21.593	101.066	84.732	(7) Will PAYNE							
10	15:38:59.422	1:04.782	19.201	23.909	21.672	102.142	81.146	1	15:29:14.128	1:07.512	20.130	25.710	21.672	84.200	86.927
11	15:40:03.908	1:04.486	19.108	23.651	21.727	102.454	84.412	2	15:30:17.953	1:03.825	18.857	23.644	21.324	102.454	86.927
12	15:41:08.238	1:04.330	19.145	23.715	21.470	102.142	84.732	3	15:31:21.056	1:03.103	18.449	23.094	21.560	102.926	86.257
13	15:42:13.975	1:05.737	19.057	23.921	22.759	102.611	85.054	4	15:32:23.831	1:02.775	18.704	22.749	21.322	101.524	85.596
14	15:43:19.041	1:05.066	18.822	24.368	21.876	101.832	85.162	5	15:33:26.421	1:02.590	18.397	22.861	21.332	101.987	85.925
15	15:44:23.746	1:04.705	18.710	23.497	22.498	101.832	85.815	6	15:34:28.936	1:02.515	18.380	22.817	21.318	102.298	86.257
16	15:45:28.273	1:04.527	19.038	23.676	21.813	97.682	86.257	7	15:35:31.557	1:02.621	18.506	22.604	21.511	103.402	85.925
17	15:46:32.291	1:04.018	18.812	23.526	21.680	101.832	85.925	8	15:36:33.866	1:02.309	18.407	22.449	21.453	101.524	85.596
18	15:47:37.639	1:05.348	18.731	24.621	21.996	102.611	83.571	9	15:37:35.990	1:02.124	18.319	22.465	21.340	100.460	85.925
19	15:48:42.009	1:04.370	18.988	23.501	21.881	100.611	85.054	10	15:38:38.433	1:02.443	18.237	22.586	21.620	101.218	86.257
(90) Joe CRUTTENDEN															
1	15:29:18.926	1:11.562	22.597	25.766	23.199	79.136	80.176	11	15:39:40.475	1:02.042	18.231	22.518	21.293	101.218	85.925
2	15:30:25.496	1:06.570	19.583			99.863	82.747	12	15:40:42.311	1:01.836	18.323	22.304	21.209	101.678	85.487
3	15:31:38.418	1:12.922	26.534	23.957	22.431	101.066	79.606	13	15:41:44.915	1:02.604	18.373	22.659	21.572	101.218	86.479
4	15:32:43.702	1:05.284	19.287			98.543	83.467	14	15:42:48.118	1:03.203	18.692	22.786	21.725	99.272	84.200
5	15:33:49.097	1:05.395	19.390			98.543	83.260	15	15:43:51.102	1:02.984	18.594	22.616	21.774	99.272	84.518
6	15:34:54.715	1:05.618	19.107	24.151	22.360	98.543	83.675	16	15:44:55.979	1:04.877	18.550	24.341	21.986	97.257	84.518
7	15:35:59.446	1:04.731	19.155			100.161	83.675	17	15:46:00.682	1:04.703	18.934	23.713	22.056	98.254	81.739
8	15:37:03.972	1:04.526	19.014	23.158	22.354	97.967	84.732	(13) Andrew ROGERSON							
9	15:38:08.520	1:04.548	19.198			97.824	83.157	1	15:29:07.720	1:04.798	20.112			129.302	
10	15:39:13.824	1:05.304	18.959			98.833	83.157	2	15:30:09.429	1:01.709	18.177			105.020	
11	15:40:19.745	1:05.921	19.284			97.967	83.571	3	15:31:11.534	1:02.105	18.099			104.204	87.722
12	15:41:24.323	1:04.578	19.170			99.566	83.675	4	15:32:13.214	1:01.680	18.196			104.529	
13	15:42:29.177	1:04.854	18.890			99.566	84.625	5	15:33:18.316	1:05.102	18.373			103.561	
14	15:43:34.226	1:05.049	19.622			97.399	85.487	6	15:34:20.105	1:01.789	18.289			105.349	
15	15:44:38.204	1:03.978	18.840			98.688	84.946	7	15:35:22.289	1:02.184	18.252			105.681	
16	15:45:42.540	1:04.336	18.957			98.111	84.732	8	15:36:24.844	1:02.555	18.125				
17	15:46:46.481	1:03.941	18.962			98.111	84.946	9	15:37:26.939	1:02.095	18.409				86.702
18	15:47:52.734	1:06.253	19.744			98.688	81.146	10	15:38:31.003	1:04.064	18.505				
19	15:48:57.341	1:04.607	19.096			99.272	85.054	11	15:39:34.084	1:03.081	19.551			105.349	
(50) John BOOTH															
1	15:29:18.571	1:11.815	22.545	26.071	23.199	79.230	77.671	12	15:40:36.267	1:02.183	18.272			104.366	
2	15:30:24.918	1:06.347	19.182	24.406	22.759	100.611	84.412	13	15:41:38.431	1:02.164	18.304			103.882	
3	15:31:29.898	1:04.980	18.920	23.655	22.405	97.682	84.200	14	15:42:43.342	1:04.911	18.573			100.762	
4	15:32:35.062	1:05.164	19.094	23.671	22.399	99.714	84.732	15	15:43:48.107	1:04.765	19.011			105.349	
5	15:33:41.603	1:06.541	19.038	24.649	22.854	98.688	84.732								
6	15:34:47.394	1:05.791	19.212	23.989	22.590	98.688	84.946								
7	15:35:53.337	1:05.943	19.224	23.973	22.746	98.833	84.095								
8	15:36:59.793	1:06.456	19.538	24.257	22.661	98.979									



Super Lap Scotland - Round 3 AC

Lapchart

MG Trophy

Knockhill 1.267 miles

Race 2

08/07/2017 15:30

Race (20:00 Time) started at 15:27:54

Competitors	Laps																					
		0	1	2	3	4	5	6	7	8	9	10	11	12	13	14	15	16	17	18	19	20
Ross MAKAR (73)	1	73	92	92	92	92	92	92	92	92	92	92	92	92	92	92	92	92	92	92	92	92
Graham ROSS (92)	2	92	73	73	73	73	73	73	73	73	73	73	73	73	73	73	73	73	73	73	73	73
Gary WETTON (22)	3	22	22	22	22	22	22	22	22	22	22	87	87	87	87	87	87	87	87	87	87	87
Doug COLE (99)	4	99	99	99	87	87	87	87	87	87	87	22	22	22	22	22	22	22	22	22	22	22
Colin ROBERTSON (87)	5	87	87	87	99	99	99	99	99	99	99	99	99	99	99	99	99	99	99	99	99	99
Jack ROBERTS (31)	6	31	13	13	13	13	4	4	4	4	69	69	69	69	69	69	69	69	69	69	69	69
Paul LUTI (69)	7	69	31	31	31	31	31	31	31	69	4	4	4	4	4	4	4	4	4	4	4	4
Andrew ROGERSON (13)	8	13	69	4	4	4	69	69	69	31	13	31	31	31	31	31	46	46	46	46	46	46
Simon BYRNE (4)	9	4	4	69	69	69	13	13	13	13	31	46	46	46	46	46	31	31	31	31	31	31
Tom BUTLER (55)	10	55	46	46	46	46	46	46	46	46	13	13	13	13	55	55	55	55	55	55	55	55
Ryan FIRTH (46)	11	46	55	55	55	55	55	55	55	55	55	55	55	55	55	77	77	88	88	88	2	88
Robin WALKER (77)	12	77	19	19	19	19	19	19	19	19	19	19	19	19	19	19	88	2	2	2	88	2
Richard MARSH (19)	13	19	33	33	33	33	88	88	88	88	88	77	77	77	13	2	19	19	19	19	19	19
James COLE (88)	14	88	88	88	88	88	33	33	33	77	77	77	88	88	88	88	19	33	33	33	33	33
Chris BRAY (2)	15	2	2	2	2	2	2	2	77	33	2	2	2	2	2	2	13	7	77	77	77	77
Patrick BOOTH (33)	16	33	77	77	77	77	77	77	2	2	33	33	33	33	33	33	33	77	63	63	63	63
Andy SPENCER (75)	17	75	63	63	63	63	63	63	7	7	7	7	7	7	7	7	7	63	7	37	37	37
Ollie HOOD (63)	18	63	75	75	75	7	7	7	63	63	63	63	63	63	63	63	63	37	37	75	75	75
Matt TURNBULL (64)	19	64	37	7	7	75	37	37	37	37	37	37	37	37	37	37	37	75	75	32	32	32
Mike HARRIS (37)	20	37	7	37	37	37	75	75	75	75	75	75	75	75	75	75	75	32	32	64	64	64
Iain DOWLER (32)	21	32	64	64	64	32	32	32	32	32	32	32	32	32	32	32	32	64	64	80	80	80
James BLAKE (39)	22	39	39	32	32	64	64	64	64	64	64	64	64	64	64	64	80	80	39	39	39	39
Tylor BALLARD (80)	23	80	32	39	39	39	80	80	80	80	80	80	80	80	80	80	80	39	39	90	90	90
Will PAYNE (7)	24	7	80	80	80	80	39	39	39	39	39	39	39	39	39	39	39	90	90	50	50	50
John BOOTH (50)	25	50	58	50	50	50	50	50	50	50	50	50	50	50	90	90	90	50	50	58	58	58
Tony JONES (58)	26	58	50	58	58	58	58	58	90	90	90	90	90	90	90	50	50	50	58	58	58	58
Joe CRUTTENDEN (90)	27	90	90	90	90	90	90	90	58	58	58	58	58	58	58	58	58	58	58	58	58	58

Margin of Victory	Avg. Speed	Best Lap Tm	Best Speed	Best Lap by
2.831	74.541	1:00.078	75.915	92 - Graham ROSS

Clerk of the Course

Sig : Time :
 Chief Timekeeper : Ian Sharp (SMART Timing)
 Resulats available at www.speedhive.com and www.smart-timing.co.uk

Orbits





Bulletin No. _____

Super Lap Scotland - Round 3 AC

Sorted on best lap time

Super Lap Scotland

Knockhill 1.267 miles

Final - Class A

08/07/2017 17:25

Practice started at 17:09:14

Pos	No.	Name	Make/Model	Class Code	Laps	Best Tm	Diff	Best Speed	2nd Best
1	29	Archie BAIN	Subaru Impreza Type RA	SLS-A	2	56.073		81.338	1:03.481
2	32	John STEVENSON	Subaru Impreza	SLS-A	2	57.892	1.819	78.782	1:01.120
3	44	Steven JEFFERIES	Mitsubishi Evo VI	SLS-A	2	1:00.827	4.754	74.981	1:09.502

Clerk of the Course

Sig : Time :
Chief Timekeeper : Ian Sharp (SMART Timing)

Resulats available at www.speedhive.com and www.smart-timing.co.uk

Printed: 10/07/2017 18:48:58

Orbits





Bulletin No. _____

Super Lap Scotland - Round 3 AC

Super Lap Scotland Knockhill 1.267 miles
 Final - Class A 08/07/2017 17:25
 Practice started at 17:09:14

Lap	Time of Day	Lap Tm	S1	S2	S3	SFSpd	S1Spd	Lap	Time of Day	Lap Tm	S1	S2	S3	SFSpd	S1Spd
(29) Archie BAIN															
1	17:10:51.268	1:03.481	19.447	24.381	19.653	50.006	96.419								
2	17:11:47.341	56.073	15.826	21.679	18.568	136.121	116.709								
(32) John STEVENSON															
1	17:10:37.094	1:01.120	19.016	23.041	19.063	44.948	106.183								
2	17:11:34.986	57.692	16.008	21.774	20.110	142.177	118.775								
(44) Steven JEFFERIES															
1	17:10:28.928	1:09.502	23.106	26.128	20.268	37.850	81.839								
2	17:11:29.755	1:00.827	17.747	22.967	20.113	118.147	98.254								

Clerk of the Course Orbits

Sig : Time :
 Chief Timekeeper : Ian Sharp (SMART Timing)
 Resulats available at www.speedhive.com and www.smart-timing.co.uk
 Printed: 10/07/2017 18:49:09





Bulletin No. _____

Super Lap Scotland - Round 3 AC

Sorted on best lap time

Super Lap Scotland

Knockhill 1.267 miles

Final - Class B

08/07/2017 17:15

Practice started at 17:05:35

Pos	No.	Name	Make/Model	Class Code	Laps	Best Tm	Diff	Best Speed	2nd Best
1	55	Adam KINDNESS	Subaru Impreza STi Type R	SLS-B	2	54.229		84.103	1:19.577
2	46	George RIGBY	Subaru Impreza Spec-C	SLS-B	2	58.958	4.729	77.357	1:08.185
3	52	Keith BOYD	Honda Civic	SLS-B	2	1:06.625	12.396	68.455	1:10.747

Clerk of the Course Orbits

Sig : Time :
 Chief Timekeeper : Ian Sharp (SMART Timing)
 Resulats available at www.speedhive.com and www.smart-timing.co.uk





Bulletin No. _____



Super Lap Scotland - Round 3 AC

Super Lap Scotland

Knockhill 1.267 miles

Final - Class B

08/07/2017 17:15

Practice started at 17:05:35

Lap	Time of Day	Lap Tm	S1	S2	S3	SFSpd	S1Spd	Lap	Time of Day	Lap Tm	S1	S2	S3	SFSpd	S1Spd
(55) Adam KINDNESS															
1	17:06:58.442	1:19.577	27.386	31.965	20.226	35.488	68.060								
2	17:07:52.671	54.229	15.538	20.225	18.466	129.302	109.653								
(46) George RIGBY															
1	17:07:03.631	1:08.185	20.963	27.422	19.800	48.877	92.308								
2	17:08:02.589	53.958	17.783			129.302	101.678								
(52) Keith BOYD															
1	17:07:12.159	1:10.747	22.916	24.637	23.194	40.353	82.139								
2	17:08:18.784	1:06.625	19.667	24.213	22.745	99.566	83.260								

Clerk of the Course

Orbits

Sig : Time :
 Chief Timekeeper : Ian Sharp (SMART Timing)
 Resulats available at www.speedhive.com and www.smart-timing.co.uk

Printed: 10/07/2017 18:48:42





Bulletin No. _____

Super Lap Scotland - Round 3 AC


Sorted on best lap time

Super Lap Scotland Knockhill 1.267 miles
 Final - Class C 08/07/2017 17:05
 Practice started at 16:58:47

Pos	No.	Name	Make/Model	Class Code	Laps	Best Tm	Diff	Best Speed	2nd Best
1	34	Blair McCONACHIE	Caterham Superlight R	SLS-C	2	57.036		79.964	1:15.608
2	131	Keith COWIE	Seat Leon Supercopa	SLS-C	2	57.485	0.449	79.340	1:24.414
3	28	Craig MENZIES	Lotus Exige	SLS-C	2	1:00.116	3.080	75.867	1:20.715
4	5	Paul TOMLINSON	Subaru Impreza	SLS-C	2	1:00.338	3.302	75.588	1:19.352
5	9	Steven ARKLEY	Westfield Megabus	SLS-C	2	1:01.140	4.104	74.597	1:20.244

Clerk of the Course Orbits

Sig : Time :
 Chief Timekeeper : Ian Sharp (SMART Timing)
 Resulats available at www.speedhive.com and www.smart-timing.co.uk





Super Lap Scotland - Round 3 AC

Super Lap Scotland Knockhill 1.267 miles
 Final - Class C 08/07/2017 17:05
 Practice started at 16:58:47

Lap	Time of Day	Lap Tm	S1	S2	S3	SFSpd	S1Spd	Lap	Time of Day	Lap Tm	S1	S2	S3	SFSpd	S1Spd
(34) Blair McCONACHIE															
1	17:03:59.619	1:15.608	25.350	29.479	20.779	39.898	69.326								
2	17:04:56.655	57.036	16.517	21.544	18.975	115.107	102.926								
(131) Keith COWIE															
1	17:03:49.525	1:24.414	29.342	34.162	20.910	33.824	55.187								
2	17:04:47.010	57.485	16.184	22.075	19.226	125.435	110.374								
(28) Craig MENZIES															
1	17:00:43.200	1:20.715	30.354	29.757	20.604	43.633	54.426								
2	17:01:43.316	1:00.116	17.034	22.933	20.149	118.565	100.762								
(5) Paul TOMLINSON															
1	17:00:25.555	1:19.352	27.383	30.937	21.032	31.184	76.958								
2	17:01:25.893	1:00.338	17.667	22.500	20.171	115.107	99.272								
(9) Steven ARKLEY															
1	17:00:09.455	1:20.244	25.432			27.857	69.112								
2	17:01:10.595	1:01.140	17.351			110.374	97.967								

Clerk of the Course Orbits

Sig : Time :
 Chief Timekeeper : Ian Sharp (SMART Timing)
 Resulats available at www.speedhive.com and www.smart-timing.co.uk
 Printed: 10/07/2017 18:48:15





Bulletin No. _____

Super Lap Scotland - Round 3 AC

Sorted on best lap time

Super Lap Scotland

Knockhill 1.267 miles

Final - Class D

08/07/2017 16:50


Practice started at 16:48:19

Pos	No.	Name	Make/Model	Class Code	Laps	Best Tm	Diff	Best Speed	2nd Best
1	11	Christopher CHERRY	Mitsubishi Evo	SLS-D	2	57.452		79.385	1:14.370
2	77	Ian BONTRHONE	BMW E46 M3	SLS-D	2	58.557	1.105	77.887	1:15.840
3	78	David RYBOWSKI	Subaru Impreza WRX	SLS-D	2	59.529	2.077	76.615	1:19.798
4	10	Jack REID	Mercedes A45 AMG	SLS-D	2	1:01.650	4.198	73.980	1:29.118
5	21	Marc IRVINE	Ford Focus ST	SLS-D	2	1:02.635	5.183	72.816	1:19.552
6	42	Alex MILNE	Audi TTRS Plus	SLS-D	2	1:02.834	5.382	72.586	1:16.988
7	3	Jean-Luc CARTWRIGHT	Lexus IS-F	SLS-D	2	1:04.150	6.698	71.096	1:11.583
8	73	Robert DAVEY	Lotus Elise S220 Cup	SLS-D	2	1:05.644	8.192	69.478	1:10.418
Not classified (from pos 9)									
	23	Andrew COWIE	Subaru Impreza	SLS-D					

Clerk of the Course

Orbits

Sig : Time :
 Chief Timekeeper : Ian Sharp (SMART Timing)
 Resulats available at www.speedhive.com and www.smart-timing.co.uk





Super Lap Scotland - Round 3 AC

Super Lap Scotland

Knockhill 1.267 miles

Final - Class D

08/07/2017 16:50

Practice started at 16:48:19

Lap	Time of Day	Lap Tm	S1	S2	S3	SFSpd	S1Spd	Lap	Time of Day	Lap Tm	S1	S2	S3	SFSpd	S1Spd
(11) Christopher CHERRY															
1	16:57:10.906	1:14.370	24.267	28.999	21.104	32.880	73.342								
2	16:58:08.358	57.452	16.818	21.355	19.279	116.709	100.914								
(77) Ian BONTHRONE															
1	16:56:55.590	1:15.840	23.312	31.193	21.335	34.204	88.532								
2	16:57:54.147	58.557	17.462	21.402	19.693	114.714	98.833								
(78) David RYBOWSKI															
1	16:56:45.195	1:19.798	26.748			43.323	54.692								
2	16:57:44.724	59.529	17.250			115.903	96.281								
(10) Jack REID															
1	16:53:54.728	1:29.118	24.997	37.716	26.405	54.032	68.268								
2	16:54:56.378	1:01.650	17.524	22.987	21.139	117.733	100.161								
(21) Marc IRVINE															
1	16:53:12.204	1:19.552	26.487	30.003	23.062	48.593	52.799								
2	16:54:14.839	1:02.635	18.293	22.963	21.379	111.105	95.188								
(42) Alex MILNE															
1	16:50:07.212	1:16.988	25.568	28.776	22.644	39.267	72.159								
2	16:51:10.046	1:02.834	17.437	24.848	20.549	118.565	94.919								
(3) Jean-Luc CARTWRIGHT															
1	16:49:48.397	1:11.583	23.009	26.775	21.799	43.605	74.813								
2	16:50:52.547	1:04.150	18.541	24.309	21.300	117.733	98.688								
(73) Robert DAVEY															
1	16:49:33.695	1:10.418	21.342	26.312	22.764	41.145	88.532								
2	16:50:39.339	1:05.644	18.208	25.145	22.291	107.890	93.076								

Clerk of the Course

Sig : Time :
Chief Timekeeper : Ian Sharp (SMART Timing)

Resulats available at www.speedhive.com and www.smart-timing.co.uk

Printed: 10/07/2017 18:47:48

Orbits





Super Lap Scotland - Round 3 AC

Sorted on best lap time

Super Lap Scotland

Knockhill 1.267 miles

Final - Class E

08/07/2017 16:35


Practice started at 16:34:35

Pos	No.	Name	Make/Model	Class Code	Laps	Best Tm	Diff	Best Speed	2nd Best
1	83	Fraser JAMIESON	Renault Clio 172 Ph1	SLS-E	2	1:01.520		74.136	1:12.543
2	12	James McELENY	Subaru Impreza	SLS-E	2	1:02.026	0.506	73.531	1:22.044
3	94	Jonathan SCRIMGEOUR	Vauxhall Astra VXR	SLS-E	2	1:02.271	0.751	73.242	1:15.595
4	54	Steven McNAB	Renault Clio	SLS-E	2	1:02.298	0.778	73.210	1:16.093
5	43	Stuart BUCHAN	Renault Clio 172 Cup	SLS-E	2	1:02.549	1.029	72.916	1:15.341
6	103	Stuart ROBERTSON	Renault Clio	SLS-E	2	1:02.785	1.265	72.642	1:23.069
7	6	Michael FOSTER	Renault Clio 172	SLS-E	2	1:02.990	1.470	72.406	1:16.497
8	81	Ian PITMAN	Mini Cooper S JCW	SLS-E	2	1:03.392	1.872	71.947	1:25.463
9	53	Jamie GOUDIE	Mazda MX5	SLS-E	2	1:05.908	4.388	69.200	1:22.191
10	56	Ian BIAGI	BMC Mini Clubman	SLS-E	2	1:08.557	7.037	66.526	1:11.596
Not classified (from pos 11)									
	31	Stephen MacFARLANE	Subaru Impreza	SLS-E	2	1:15.128	13.608	60.708	

Clerk of the Course

Orbits

Sig : Time :
 Chief Timekeeper : Ian Sharp (SMART Timing)
 Resulats available at www.speedhive.com and www.smart-timing.co.uk





Super Lap Scotland - Round 3 AC

Super Lap Scotland

Knockhill 1.267 miles

Final - Class E

08/07/2017 16:35

Practice started at 16:34:35

Lap	Time of Day	Lap Tm	S1	S2	S3	SFSpd	S1Spd	Lap	Time of Day	Lap Tm	S1	S2	S3	SFSpd	S1Spd
(83) Fraser JAMIESON															
1	16:44:28.215	1:12.543	22.547	28.763	21.233	45.190	62.835								
2	16:45:29.735	1:01.520	17.845	22.828	20.847	104.856	91.055								
(12) James McELENY															
1	16:37:03.563	1:22.044	27.005	31.374	23.665	29.746	58.815								
2	16:38:05.589	1:02.026	18.183	22.843	21.000	105.515	89.239								
(94) Jonathan SCRIMGEOUR															
1	16:36:41.513	1:15.595	23.937	28.620	23.038	40.305	69.326								
2	16:37:43.784	1:02.271	18.254	22.842	21.175	107.030	91.427								
(54) Steven McNAB															
1	16:44:15.893	1:16.093	24.861			43.633	64.279								
2	16:45:18.191	1:02.298	18.069			106.689	90.564								
(43) Stuart BUCHAN															
1	16:40:39.898	1:15.341	24.668	29.193	21.480	36.893	64.713								
2	16:41:42.447	1:02.549	18.476	22.939	21.134	102.142	90.077								
(103) Stuart ROBERTSON															
1	16:40:32.191	1:23.069	25.841	32.652	24.576	38.435	53.176								
2	16:41:34.976	1:02.785	18.732	23.313	20.740	99.419	92.054								
(6) Michael FOSTER															
1	16:40:12.592	1:16.497	24.531	30.024	21.942	43.239	49.091								
2	16:41:15.582	1:02.990	18.263	23.082	21.645	103.402	89.836								
(81) Ian PITMAN															
1	16:36:39.637	1:25.463	30.786	31.544	23.133	30.699	48.279								
2	16:37:43.029	1:03.392	18.866	23.081	21.445	100.011	85.054								
(53) Jamie GOUDIE															
1	16:40:02.691	1:22.191	31.734			39.244	49.344								
2	16:41:08.599	1:05.908	20.929			100.460	83.780								
(56) Ian BIAGI															
1	16:36:15.024	1:11.596	22.005			44.918	80.561								
2	16:37:23.581	1:08.557	19.848			92.308	69.470								
(31) Stephen MacFARLANE															
1	16:44:46.673	1:15.128	25.495	28.491	21.142	34.379	57.357								
2	16:45:46.998	1:00.325	17.501	22.218	20.606	112.408	93.988								

Clerk of the Course

Sig : Time :
 Chief Timekeeper : Ian Sharp (SMART Timing)
 Resulats available at www.speedhive.com and www.smart-timing.co.uk

Printed: 10/07/2017 18:47:17





Bulletin No. _____

Super Lap Scotland - Round 3 AC

Sorted on best lap time

Super Lap Scotland

Knockhill 1.267 miles

Final - Class F

08/07/2017 16:25

Practice started at 16:26:16

Pos	No.	Name	Make/Model	Class Code	Laps	Best Tm	Diff	Best Speed	2nd Best
1	67	Marshall WISHART	Mazda RX8	SLS-F	2	1:01.444		74.228	1:19.701
2	41	Neil METHVEN	Renault Clio 182	SLS-F	2	1:02.765	1.321	72.665	1:32.194
3	88	Martin BROWN	Subaru Impreza WRX	SLS-F	2	1:02.783	1.339	72.645	1:15.135
4	48	Colin DUTHIE	Audi A3 3.2	SLS-F	2	1:05.146	3.702	70.010	1:36.703
5	132	Suzanne BUIST	Mini Cooper S	SLS-F	2	1:06.278	4.834	68.814	1:13.035

Clerk of the Course

Sig : Time :
Chief Timekeeper : Ian Sharp (SMART Timing)

Resulats available at www.speedhive.com and www.smart-timing.co.uk

Printed: 10/07/2017 18:46:37

Orbits





Super Lap Scotland - Round 3 AC

Super Lap Scotland

Knockhill 1.267 miles

Final - Class F

08/07/2017 16:25

Practice started at 16:26:16

Lap	Time of Day	Lap Tm	S1	S2	S3	SFSpd	S1Spd	Lap	Time of Day	Lap Tm	S1	S2	S3	SFSpd	S1Spd
(67) Marshall WISHART															
1	16:32:32.299	1:19.701	29.611	29.534	20.556	38.303	63.012								
2	16:33:33.743	1:01.444	18.248	22.687	20.509	104.366	85.162								
(41) Neil METHVEN															
1	16:29:20.881	1:32.194	29.831	31.610	30.753	23.984	67.581								
2	16:30:23.646	1:02.765	18.528	22.758	21.479	101.524	88.416								
(88) Martin BROWN															
1	16:32:12.691	1:15.135	24.499			39.084	67.991								
2	16:33:15.474	1:02.783	18.422			106.689	89.477								
(48) Colin DUTHIE															
1	16:29:05.660	1:36.703	31.752	41.552	23.399	45.404	29.165								
2	16:30:10.806	1:05.146	18.984	24.746	21.416	101.987	89.957								
(132) Suzanne BUIST															
1	16:28:30.980	1:13.035	24.541	26.311	22.183	37.035	79.511								
2	16:29:37.258	1:06.278	19.131	25.127	22.020	105.184	85.054								

Clerk of the Course Orbits

Sig : Time :
 Chief Timekeeper : Ian Sharp (SMART Timing)
 Resulats available at www.speedhive.com and www.smart-timing.co.uk





Bulletin No. _____

Super Lap Scotland - Round 3 AC

Sorted on best lap time

Super Lap Scotland

Knockhill 1.267 miles

Final - Pro

08/07/2017 17:35


Practice started at 17:13:22

Pos	No.	Name	Make/Model	Class Code	Laps	Best Tm	Diff	Best Speed	2nd Best
1	0	Andrew FORREST	Subaru Impreza Type RA	Guest	2	52.569		86.759	1:09.664
2	51	Colin DORWARD	Mitsubishi Evo 5	SLS-P	2	53.207	0.638	85.719	1:07.888
3	62	Paul RANKIN	Subaru Impreza RB320	SLS-P	2	54.405	1.836	83.831	1:17.493
4	33	Ross HOWIE	Mitsubishi Evo 8	SLS-P	2	56.407	3.838	80.856	1:14.051
5	7	David LONG	Caterham R400	SLS-P	2	56.568	3.999	80.626	1:24.985
Not classified (from pos 6)									
	79	Eric HOLMES	Mitsubishi Evo	SLS-P	1	1:22.491	29.922	55.289	

Clerk of the Course

Orbits

Sig : Time :
 Chief Timekeeper : Ian Sharp (SMART Timing)
 Resulats available at www.speedhive.com and www.smart-timing.co.uk





Super Lap Scotland - Round 3 AC

Super Lap Scotland

Knockhill 1.267 miles

Final - Pro

08/07/2017 17:35

Practice started at 17:13:22

Lap	Time of Day	Lap Tm	S1	S2	S3	SFSpd	S1Spd	Lap	Time of Day	Lap Tm	S1	S2	S3	SFSpd	S1Spd
(0) Andrew FORREST															
1	17:19:59.913	1:09.664	19.655			46.249									
2	17:20:52.482	52.569	14.704			136.121									
(51) Colin DORWARD															
1	17:19:27.111	1:07.888	21.485	27.687	18.716	35.246	110.922								
2	17:20:20.318	53.207	15.440	20.212	17.555	145.255	127.098								
(62) Paul RANKIN															
1	17:19:52.806	1:17.493	27.083	31.390	19.020	32.672	66.840								
2	17:20:47.211	54.405	14.889	20.410	19.106	150.804	134.484								
(33) Ross HOWIE															
1	17:14:53.815	1:14.051	26.674			29.292	86.590								
2	17:15:50.222	56.407	15.734			142.782	120.049								
(7) David LONG															
1	17:15:23.911	1:24.985	30.890	33.429	20.666	39.850	49.673								
2	17:16:20.479	56.568	16.168	21.582	18.818	123.133	108.413								
(79) Eric HOLMES															
1	17:15:40.775	1:22.491	29.278	32.993	20.220	37.637	67.242								

Clerk of the Course Orbits

Sig : Time :
 Chief Timekeeper : Ian Sharp (SMART Timing)
 Resulats available at www.speedhive.com and www.smart-timing.co.uk

