

# Knockhill

8<sup>th</sup> October 2017



## Season Finale



OFFICIAL FEEDER SERIES

[www.Superchips.co.uk](http://www.Superchips.co.uk)  
be driven



**wheels  
around**



**S.M.A.R.T.**

**Scottish Motorsports Automatic Race Timing**

Ravenslea, Melrose Road, Galashiels, TD1 2AT

Telephone : 01896 – 752447

# Qualifying Results



Bulletin No. \_\_\_\_\_

## SMRC Season Finale

Sorted on best lap time

Scottish Fiesta Championship

Knockhill 1.267 miles

Qualifying 1

08/10/2017 08:30

Practice (10:00 Time) started at 8:31:11

Pos	No.	Name	Make/Model	CC	Class Code	Laps	Best Tm	Diff	Best Speed	2nd Best
1	24	Steven GRAY	Ford Fiesta ST	2000	Guest	9	1:02.381		73.113	1:02.611
2	50	Jim DEANS	Ford Fiesta ST	2000	Guest	10	1:02.960	0.579	72.440	1:03.154
3	61	Peter CRUICKSHANK	Ford Fiesta ST	2000	ST	10	1:03.023	0.642	72.368	1:03.040
4	37	Russell MORGAN	Ford Fiesta ST	2000	ST	9	1:03.925	1.544	71.347	1:04.674
5	54	Nicholas FORSYTH	Ford Fiesta ST	2000	ST	9	1:04.922	2.541	70.251	1:05.662
6	33	Martin RAMSAY	Ford Fiesta XR2	1600	XR	9	1:06.053	3.672	69.048	1:06.795
7	98	Gordon HASTON	Ford Fiesta ST	2000	Guest	9	1:06.188	3.807	68.907	1:06.693
8	32	Kristian LEITH	Ford Fiesta XR2	1600	XR	9	1:06.423	4.042	68.664	1:06.429
9	64	Duncan FOX	Ford Fiesta XR2	1600	XRN	8	1:07.205	4.824	67.865	1:09.119
10	52	Dave COLVILLE	Ford Fiesta XR2	1600	XR	4	1:07.233	4.852	67.836	1:08.591
11	44	Robert KERR	Ford Fiesta XR2	1600	XRN	9	1:10.079	7.698	65.081	1:10.576
12	81	Graeme CUTHBERT	Ford Fiesta XR2	1600	XR	5	1:11.039	8.658	64.202	1:11.180

Clerk of the Course.

Orbits

Sig :                      Time :  
Chief Timekeeper : Ian Sharp (SMART Timing)  
Results available at [www.speedhive.com](http://www.speedhive.com) and [www.smart-timing.co.uk](http://www.smart-timing.co.uk)



Printed: 09/10/2017 18:01:48



## SMRC Season Finale

## Scottish Fiesta Championship

Knockhill 1.267 miles

## Qualifying 1

08/10/2017 08:30

## Practice (10:00 Time) started at 8:31:11

Lap	Time of Day	Lap Tm	S1	S2	S3	S3Spd	SFSpd	Lap	Time of Day	Lap Tm	S1	S2	S3	S3Spd	SFSpd
(24) Steven GRAY								5	8:37:28.883	1:06.848	21.731	25.367	19.750	86.146	76.958
1	8:32:52.610			25.311	20.376	87.722	80.081	6	8:38:35.706	1:06.823	21.675	25.282	19.866	86.590	77.313
2	8:33:58.453	1:05.843	22.016	24.504	19.323	89.239	80.368	7	8:39:43.931	1:08.225	22.454	25.467	20.304	86.035	77.224
3	8:35:01.638	1:03.185	20.464	23.474	19.247	90.320	81.048	8	8:40:50.624	1:06.693	21.890	24.987	19.816	86.479	77.491
4	8:36:04.572	1:02.934	20.363	23.372	19.199	90.932	81.343	9	8:41:56.812	1:06.188	21.527	24.898	19.763	86.590	77.941
5	8:37:07.334	1:02.762	20.255	23.293	19.214	90.442	81.244	(32) Kristian LEITH							
6	8:38:10.124	1:02.790	20.068	23.456	19.266	90.320	81.146	1	8:32:58.458				23.195	77.135	68.199
7	8:39:12.735	1:02.611	20.091	23.269	19.251	90.442	81.441	2	8:34:09.734	1:11.276			20.805	78.580	72.943
8	8:40:15.116	1:02.381	19.981	23.363	19.037	90.809	80.950	3	8:35:17.913	1:08.179			20.594	82.645	73.826
9	8:41:21.129	1:06.013	20.113	23.750	22.150	69.758	79.985	4	8:36:29.418	1:11.505			20.410	80.081	73.745
(50) Jim DEANS								5	8:37:35.841	1:06.423			20.060	82.849	74.481
1	8:32:40.136		29.605	19.567	87.952	80.272	6	8:38:42.843	1:07.002			20.289	82.645	74.234	
2	8:33:45.581	1:05.445	21.607	24.417	19.421	89.957	79.890	7	8:39:49.272	1:06.429			20.148	83.989	74.316
3	8:34:50.852	1:05.271	21.349	24.013	19.909	89.957	80.755	8	8:40:56.586	1:07.314			20.124	83.363	74.647
4	8:35:54.924	1:04.072	20.574	23.890	19.608	90.442	81.048	9	8:42:08.288	1:11.702			24.935	79.511	25.781
5	8:36:58.158	1:03.234	20.438	23.821	18.975	89.716	80.658	(64) Duncan FOX							
6	8:38:01.760	1:03.602	20.639	23.867	19.096	90.077	80.465	1	8:32:59.661			28.459	22.601	73.826	72.004
7	8:39:04.720	1:02.960	20.349	23.603	19.008	90.320	80.755	2	8:34:10.543	1:10.882	24.100	25.987	20.795	82.139	73.022
8	8:40:09.322	1:04.602	20.683	24.851	19.068	83.885	80.658	3	8:35:19.870	1:09.327	22.863	25.697	20.767	82.543	73.664
9	8:41:13.791	1:04.469	21.628	23.809	19.032	89.836	80.950	4	8:36:33.020	1:13.150	22.786	28.261	22.103	78.950	74.152
10	8:42:16.945	1:03.154	20.523	23.534	19.097	90.077	81.343	5	8:37:45.414	1:12.394	25.478	26.165	20.751	82.240	73.262
(61) Peter CRUICKSHANK								6	8:39:07.541	1:22.127	29.019	30.321	22.787	60.512	74.234
1	8:32:41.215		27.396	19.565	87.837	79.417	7	8:40:16.660	1:09.119	22.188	26.058	20.873	80.465	74.399	
2	8:33:47.377	1:06.162	22.295	24.750	19.117	89.002	80.853	8	8:41:23.865	1:07.205	21.883	24.735	20.587	83.467	74.564
3	8:34:51.516	1:04.139	20.644	23.654	19.841	90.198	79.985	(52) Dave COLVILLE							
4	8:35:59.977	1:08.461	22.893	26.296	19.272	89.120	80.368	1	8:32:40.004				21.363	79.700	73.664
5	8:37:03.000	1:03.023	20.347	23.514	19.162	90.442	79.606	2	8:33:48.595	1:08.591			20.367	83.157	76.345
6	8:38:06.200	1:03.200	20.473	23.675	19.052	89.957	80.658	3	8:34:55.828	1:07.233			20.269	85.270	76.259
7	8:39:09.528	1:03.328	20.465	23.735	19.128	90.077	79.606	4	8:36:04.919	1:09.091			22.188	82.951	34.538
8	8:40:13.712	1:04.184	20.615	24.405	19.164	89.120	80.658	(44) Robert KERR							
9	8:41:16.752	1:03.040	20.661	23.442	18.937	90.442	80.561	1	8:32:49.118			34.220	26.432	52.592	68.268
10	8:42:21.148	1:04.396	21.184	23.991	19.221	90.077	80.658	2	8:34:04.680	1:15.562	25.915	28.263	21.384	77.313	71.620
(37) Russell MORGAN								3	8:35:17.322	1:12.642	24.845	27.093	20.704	79.700	71.927
1	8:33:06.724		27.861	22.234	76.958	71.620	4	8:36:30.689	1:13.367	23.870	28.297	21.200	76.958	72.785	
2	8:34:17.021	1:10.297	23.905	26.591	19.801	87.608	79.323	5	8:37:40.768	1:10.079	22.822	26.640	20.617	79.323	72.549
3	8:35:24.202	1:07.181	22.192	25.630	19.359	87.380	79.323	6	8:38:52.218	1:11.450	23.872	26.875	20.703	79.985	72.864
4	8:36:30.635	1:06.433	21.176	24.990	20.267	88.068	79.136	7	8:40:02.794	1:10.576	23.636	26.154	20.786	80.561	72.706
5	8:37:36.037	1:05.402	21.501	24.264	19.637	89.239	78.765	8	8:41:13.990	1:11.196	24.061	25.927	21.208	80.272	72.004
6	8:38:40.711	1:04.674	20.809	24.590	19.275	87.952	79.417	9	8:42:25.436	1:11.446	24.595	26.056	20.795	80.176	71.315
7	8:39:44.636	1:03.925	20.632	24.028	19.265	88.299	79.511	(81) Graeme CUTHBERT							
8	8:40:52.239	1:07.603	21.619	24.916	21.068	89.239	69.614	1	8:36:33.040			29.880	22.542	77.135	72.081
9	8:42:01.095	1:08.856	20.977	25.849	22.030	57.603	79.043	2	8:37:45.123	1:12.083	25.068	26.124	20.891	82.747	73.182
(54) Nicholas FORSYTH								3	8:38:56.303	1:11.180	24.155	26.791	20.234	82.747	74.234
1	8:33:05.977		29.010	22.047	79.700	72.627	4	8:40:07.748	1:11.445	23.116	27.878	20.451	83.885	75.064	
2	8:34:18.318	1:12.341	24.050	27.047	21.244	76.086	77.941	5	8:41:18.787	1:11.039	23.816	25.797	21.426	80.755	72.314
3	8:35:26.916	1:08.598	23.232	25.506	19.860	89.596	81.048	(33) Martin RAMSAY							
4	8:36:41.182	1:14.266	22.444	26.892	24.930	55.187	80.272	1	8:33:04.388			29.058	22.922	78.032	70.270
5	8:37:47.231	1:06.049	21.875	24.792	19.382	89.596	81.146	2	8:34:16.653	1:12.265	23.729	27.160	21.376	80.950	73.342
6	8:38:54.444	1:07.213	22.453	25.250	19.510	89.002	80.561	3	8:35:26.029	1:09.376	23.399	25.679	20.298	83.885	74.647
7	8:40:03.442	1:08.998	22.822	26.849	19.327	89.716	81.048	4	8:36:33.777	1:07.748	21.949	25.101	20.698	83.467	74.897
8	8:41:09.104	1:05.662	21.843	24.428	19.391	89.957	80.081	5	8:37:42.843	1:09.066	23.792	25.138	20.136	84.200	74.316
9	8:42:14.026	1:04.922	21.464	24.208	19.250	89.957	80.755	6	8:38:49.638	1:06.795	21.776	24.898	20.121	83.363	74.564
(98) Gordon HASTON								7	8:40:06.928	1:17.290	26.628	30.615	20.047	82.951	74.981
1	8:32:56.890		31.690	32.895	78.032	74.564	8	8:41:14.797	1:07.869	22.563	25.210	20.096	83.885	75.487	
2	8:34:06.658	1:09.768	23.672	26.098	19.998	86.035	79.323	9	8:42:20.850	1:06.053	21.724	24.456	19.873	84.518	74.647
3	8:35:14.879	1:08.221	22.686	25.761	19.774	86.368	77.851	(33) Martin RAMSAY							
4	8:36:22.035	1:07.156	22.023	25.669	19.464	85.270	77.941	1	8:33:04.388			29.058	22.922	78.032	70.270

Clerk of the Course.

Sig : Time :

Chief Timekeeper : Ian Sharp (SMART Timing)

Results available at www.speedhive.com and www.smart-timing.co.uk

Printed: 09/10/2017 18:02:02

Orbits





## SMRC Season Finale

Scottish Fiesta Championship

Knockhill 1.267 miles

Race 1 - 1st Race

08/10/2017 10:35

Race (12 Laps) started at 10:32:58

POLE POSITION

<b>2</b>	50 Jim DEANS 1:02.960
<b>4</b>	37 Russell MORGAN 1:03.925
<b>6</b>	33 Martin RAMSAY 1:06.053
<b>8</b>	32 Kristian LEITH 1:06.423
<b>10</b>	52 Dave COLVILLE 1:07.233
<b>12</b>	81 Graeme CUTHBERT 1:11.039
<b>14</b>	18 Barry FARQUHARSON

<b>1</b>	24 Steven GRAY 1:02.381
<b>3</b>	61 Peter CRUICKSHANK 1:03.023
<b>5</b>	54 Nicholas FORSYTH 1:04.922
<b>7</b>	98 Gordon HASTON 1:06.188
<b>9</b>	64 Duncan FOX 1:07.205
<b>11</b>	44 Robert KERR 1:10.079
<b>13</b>	2 Wayne MacCAULAY

**1**  
**2**  
**3**  
**4**  
**5**  
**6**  
**7**

Clerk of the Course.

Orbits

Sig :                      Time :  
Chief Timekeeper : Ian Sharp (SMART Timing)

Results available at [www.speedhive.com](http://www.speedhive.com) and [www.smart-timing.co.uk](http://www.smart-timing.co.uk)





# Qualifying Results



Bulletin No. \_\_\_\_\_

## SMRC Season Finale

Sorted on best lap time

Scottish Legends Championship

Knockhill 1.267 miles

Familiarisation - Q2

08/10/2017 08:45

Practice (6 Laps) started at 8:47:07

Pos	No.	Name	Make/Model	CC	Class Code	Laps	Best Tm	Diff	Best Speed	2nd Best
1	1	John PATERSON	Ford Coupe	1250	L	6	59.475		76.685	59.674
2	52	Stewart BLACK	Ford Coupe	1250	L	6	1:00.112	0.637	75.872	1:00.401
3	11	Paul O'BRIEN	Ford Coupe	1250	Guest	6	1:00.125	0.650	75.856	1:00.597
4	6	David HUNTER	Ford Coupe	1250	L	6	1:00.289	0.814	75.650	1:00.465
5	15	Steven McGILL	Ford Coupe	1250	L	6	1:00.368	0.893	75.551	1:00.573
6	37	Ivor GREENWOOD	Ford Coupe	1250	L	6	1:00.394	0.919	75.518	1:00.612
7	71	Ryan McLEISH	Ford Coupe	1250	L	6	1:00.403	0.928	75.507	1:00.702
8	22	Ben MASON	Ford Coupe	1250	Guest	6	1:00.443	0.968	75.457	1:00.751
9	8	Jordan HODGSON	Ford Coupe	1250	LR	6	1:00.970	1.495	74.805	1:00.979
10	4	Colin McNEILL	Ford Coupe	1250	L	6	1:01.331	1.856	74.364	1:03.027
11	38	Errico PALLAZZO	Ford Sedan	1250	Guest	6	1:01.439	1.964	74.234	1:02.140
12	85	Mark BEATY	Ford Coupe	1250	L	6	1:02.178	2.703	73.351	1:02.301
13	5	Michael PAXTON	Ford Coupe	1250	LR	5	1:02.199	2.724	73.327	1:04.024
14	33	Kieran BEATY	Ford Coupe	1250	L	6	1:02.267	2.792	73.247	1:02.308
15	16	John BUSHBY	Ford Coupe	1250	L	6	1:03.515	4.040	71.807	1:03.636
16	44	Charles FRASER	Ford Coupe	1250	L	6	1:04.199	4.724	71.042	1:04.318
17	17	Billy WAIT	37 Ford	1250	L	6	1:05.286	5.811	69.859	1:05.544
18	26	Scott HYNDS	Ford Coupe	1250	L	5	1:09.371	9.896	65.746	1:11.097

### Announcements

Car No.26 - No working transponder - Please fix before 1st Race.

Clerk of the Course.

Orbits

Sig : Time :  
Chief Timekeeper : Ian Sharp (SMART Timing)

Results available at [www.speedhive.com](http://www.speedhive.com) and [www.smart-timing.co.uk](http://www.smart-timing.co.uk)

Printed: 09/10/2017 17:37:08









# Qualifying Results



Bulletin No. \_\_\_\_\_

## SMRC Season Finale

Sorted on best lap time

Scottish Classics Championship

Knockhill 1.267 miles

Qualifying 3 - AMENDED RESULT

08/10/2017 09:00

Practice (10:00 Time) started at 9:00:39

Pos	No.	Name	Make/Model	CC	Class Code	Laps	Best Tm	Diff	Best Speed	2nd Best
1	77	Tommy GILMARTIN	Morgan +8	3900	CE	7	57.101		79.873	57.167
2	33	Alastair BAPTIE	MGB GT V8	3900	CE	9	57.637	0.536	79.130	57.674
3	39	Harry SIMPSON	Ginetta G4R	1851	CG	9	57.774	0.673	78.943	58.173
4	57	Bruce MITCHELL	Lotus Europa TC	1760	CB	9	59.252	2.151	76.974	59.410
5	49	Raymond BOYD	Porsche 911	2998	CD	9	59.312	2.211	76.896	59.467
6	73	Andrew SMITH	Morgan +8	3900	Guest	8	1:00.348	3.247	75.576	1:00.617
7	21	Jimmy CROW	Ford Escort	2000	CB	6	1:02.481	5.380	72.996	1:02.725
8	8	Max HORNE	Escort Mk1	1598	CB	9	1:02.535	5.434	72.933	1:02.675
9	27	Mario FERRARI	Alfa Sprint Trofeo	1498	CA	9	1:03.055	5.954	72.331	1:03.409
10	35	Ian BLACKLIN	Ford Capri	3000	CD	8	1:03.650	6.549	71.655	1:03.684
11	20	William CONWAY	Mini Clubman GT	1380	CA	8	1:04.466	7.365	70.748	1:04.490
12	62	Michael LONGSTAFFE	MG Midget	1380	CA	7	1:05.988	8.887	69.116	1:06.266
13	6	George LEITCH	Ford Fiesta	1400	CB				-	

### Announcements

AMENDED RESULT 21:55 13/10/17 - Car No.33 re-classified to Class E.

Clerk of the Course.

Sig : Time :  
Chief Timekeeper : Ian Sharp (SMART Timing)

Results available at [www.speedhive.com](http://www.speedhive.com) and [www.smart-timing.co.uk](http://www.smart-timing.co.uk)

Printed: 16/10/2017 19:34:09

Orbits





## SMRC Season Finale

### Scottish Classics Championship

Knockhill 1.267 miles

### Qualifying 3

08/10/2017 09:00

Practice (10:00 Time) started at 9:00:39

Lap	Time of Day	Lap Tm	S1	S2	S3	S3Spd	SFSpd
<b>(77) Tommy GILMARTIN</b>							
1	9:02:09.784			27.217	20.276	85.054	93.335
2	9:06:18.423	<b>4:08.639</b>	20.487	23.469	17.910	101.066	104.204
3	9:07:16.271	<b>57.848</b>	18.769	22.286	16.793	113.742	103.882
4	9:08:13.372	<b>57.101</b>	18.525	21.852	16.724	115.703	105.681
5	9:09:10.862	<b>57.490</b>	<b>18.396</b>	22.360	16.734	115.107	<b>105.848</b>
6	9:10:08.029	<b>57.167</b>	18.631	21.828	<b>16.708</b>	<b>116.506</b>	105.681
7	9:11:11.043	<b>1:03.014</b>	18.518	<b>21.484</b>	23.012	115.305	27.313

<b>(33) Alastair BAPTIE</b>							
1	9:02:33.567			28.464	23.028	71.927	66.774
2	9:06:35.141	<b>4:01.574</b>	3:18.496	24.128	18.950	97.967	91.552
3	9:07:34.882	<b>59.741</b>	19.437	22.809	17.495	101.524	95.595
4	9:08:33.421	<b>58.539</b>	18.982	22.208	17.349	111.846	98.833
5	9:09:31.248	<b>57.827</b>	18.820	<b>22.122</b>	16.885	<b>112.597</b>	<b>103.242</b>
6	9:10:29.654	<b>58.406</b>	<b>18.209</b>	22.945	17.252	104.043	99.714
7	9:11:27.328	<b>57.674</b>	18.648	22.202	16.824	109.832	101.524
8	9:12:24.965	<b>57.637</b>	18.571	22.311	<b>16.755</b>	111.660	100.914
9	9:13:47.317	<b>1:22.352</b>	18.400	22.845	41.107	108.238	3.933

<b>(39) Harry SIMPSON</b>							
1	9:02:25.706			24.915	18.067	103.561	96.836
2	9:06:23.725	<b>3:58.019</b>	3:16.992	23.427	17.600	107.890	97.682
3	9:07:24.108	<b>1:00.383</b>	19.620	22.247	18.516	106.015	95.459
4	9:08:22.880	<b>58.772</b>	19.329	22.313	17.130	108.064	98.833
5	9:09:21.310	<b>58.430</b>	19.299	22.139	16.992	108.413	98.979
6	9:10:19.613	<b>58.303</b>	19.265	22.207	16.831	108.064	98.833
7	9:11:17.786	<b>58.173</b>	19.393	22.089	<b>16.691</b>	108.941	<b>99.714</b>
8	9:12:15.560	<b>57.774</b>	<b>18.771</b>	<b>22.035</b>	16.968	<b>109.296</b>	99.125
9	9:13:14.632	<b>59.072</b>	19.379	22.733	16.960	109.296	97.824

<b>(57) Bruce MITCHELL</b>							
1	9:02:18.640			29.606	19.904	88.416	84.732
2	9:06:22.965	<b>4:04.325</b>	3:23.295	23.427	17.603	101.987	92.690
3	9:07:32.162	<b>1:09.197</b>	19.696	22.575	26.926	102.142	86.146
4	9:08:35.223	<b>1:03.061</b>	20.193	23.927	18.941	92.054	92.054
5	9:09:34.475	<b>59.252</b>	19.417	<b>22.496</b>	17.339	<b>103.084</b>	<b>93.726</b>
6	9:10:35.458	<b>1:00.983</b>	19.490	22.766	18.727	95.459	92.308
7	9:11:36.698	<b>1:01.240</b>	20.195	23.312	17.733	101.987	93.465
8	9:12:36.108	<b>59.410</b>	19.577	22.596	<b>17.237</b>	102.926	93.335
9	9:13:35.850	<b>59.742</b>	<b>19.191</b>	22.557	17.994	103.084	79.136

<b>(49) Raymond BOYD</b>							
1	9:02:08.837			27.196	20.084	86.590	88.416
2	9:06:18.171	<b>4:09.334</b>	20.287	23.518	18.163	102.454	94.919
3	9:07:17.734	<b>59.563</b>	19.541	22.439	17.583	<b>106.689</b>	96.005
4	9:08:17.046	<b>59.312</b>	19.282	<b>22.294</b>	17.736	106.689	94.785
5	9:09:16.513	<b>59.467</b>	19.399	22.554	<b>17.514</b>	105.020	94.919
6	9:10:16.084	<b>59.571</b>	19.120	22.809	17.642	104.856	95.323
7	9:11:15.576	<b>59.492</b>	19.217	22.545	17.730	105.681	94.120
8	9:12:15.415	<b>59.839</b>	19.411	22.834	17.594	105.848	96.558
9	9:13:15.080	<b>59.665</b>	<b>19.030</b>	22.972	17.663	103.561	<b>96.697</b>

<b>(73) Andrew SMITH</b>							
1	9:06:50.460			29.618	22.411	82.951	78.488
2	9:08:02.553	<b>1:12.093</b>	24.075	27.743	20.275	89.957	95.188
3	9:09:04.555	<b>1:02.002</b>	20.482	23.418	<b>18.102</b>	107.372	<b>100.161</b>
4	9:10:05.172	<b>1:00.617</b>	19.667	22.823	18.127	108.238	99.863
5	9:11:05.520	<b>1:00.348</b>	<b>19.458</b>	<b>22.566</b>	18.324	<b>109.653</b>	98.833
6	9:12:09.290	<b>1:03.770</b>	20.637	24.434	18.699	103.561	97.257
7	9:13:10.619	<b>1:01.329</b>	19.958	23.262	18.109	107.890	98.111
8	9:14:40.709	<b>1:30.090</b>	27.591	32.929	29.570	73.022	22.872

<b>(21) Jimmy CROW</b>							
1	9:08:57.375			25.622	18.777	95.053	87.952
2	9:10:01.230	<b>1:03.855</b>	20.511	24.436	18.908	96.697	88.532
3	9:11:04.529	<b>1:03.299</b>	<b>19.894</b>	25.116	<b>18.289</b>	94.385	88.532
4	9:12:07.254	<b>1:02.725</b>	20.269	23.925	18.531	97.117	89.002
5	9:13:09.735	<b>1:02.481</b>	20.041	<b>23.891</b>	18.549	<b>97.824</b>	<b>89.120</b>
6	9:14:38.107	<b>1:28.372</b>	26.608	31.065	30.699	64.964	22.243

<b>(8) Max HORNE</b>							
1	9:01:52.025			26.810	19.830	92.435	84.412

<b>(27) Mario FERRARI</b>							
1	9:02:24.666			30.634	21.392	76.519	80.561
2	9:06:30.653	<b>4:05.987</b>	3:22.031	24.806	19.150	90.564	82.951
3	9:07:34.336	<b>1:03.683</b>	20.801	23.710	19.172	92.308	82.543
4	9:08:37.391	<b>1:03.055</b>	<b>20.773</b>	<b>23.601</b>	<b>18.681</b>	<b>92.947</b>	<b>83.054</b>
5	9:09:51.184	<b>1:13.793</b>	22.578	32.410	18.805	90.320	82.645
6	9:10:55.167	<b>1:03.983</b>	21.063	23.949	18.971	91.303	81.839
7	9:11:59.621	<b>1:04.454</b>	20.873	24.362	19.219	90.198	82.543
8	9:13:03.362	<b>1:03.741</b>	20.885	24.080	18.776	91.179	82.849
9	9:14:06.771	<b>1:03.409</b>	20.780	23.674	18.955	91.179	82.543

<b>(35) Ian BLACKLIN</b>							
1	9:06:35.456			20.478	96.976	85.925	
2	9:07:42.579	<b>1:07.123</b>		20.247	95.731	84.518	
3	9:08:46.263	<b>1:03.684</b>		<b>18.664</b>	98.688	86.590	
4	9:09:52.651	<b>1:06.388</b>		19.624	97.967	86.257	
5	9:11:01.538	<b>1:08.887</b>		19.930	96.558	84.732	
6	9:12:05.188	<b>1:03.650</b>		18.868	<b>99.419</b>	<b>88.183</b>	
7	9:13:09.129	<b>1:03.941</b>		18.828	97.399	88.183	
8	9:14:28.529	<b>1:19.400</b>		25.899	77.491	30.882	

<b>(20) William CONWAY</b>							
1	9:02:13.181			27.326	21.418	80.755	76.519
2	9:06:24.365	<b>4:11.184</b>	3:26.431	25.011	19.742	85.925	<b>78.305</b>
3	9:07:29.713	<b>1:05.348</b>	21.312	24.253	19.783	86.927	76.958
4	9:08:34.904	<b>1:05.191</b>	21.305	24.112	19.774	86.814	77.224
5	9:09:39.394	<b>1:04.490</b>	<b>20.927</b>	<b>24.092</b>	19.471	<b>87.608</b>	77.851
6	9:10:43.860	<b>1:04.466</b>	21.011	24.255	<b>19.200</b>	86.927	77.581
7	9:11:52.385	<b>1:08.525</b>	21.125	25.524	21.876	72.392	76.172
8	9:13:08.739	<b>1:16.354</b>	21.981	28.260	26.113	76.259	15.574

<b>(62) Michael LONGSTAFFE</b>							
1	9:06:39.556			28.732	20.083	85.596	79.230
2	9:07:46.174	<b>1:06.618</b>		19.499	90.320	80.755	
3	9:08:52.162	<b>1:05.988</b>	<b>20.907</b>	<b>25.611</b>	19.470	90.686	80.368
4	9:09:58.745	<b>1:06.583</b>	21.700	25.716	19.167	89.957	79.795
5	9:11:06.020	<b>1:07.275</b>		19.707	87.952	<b>81.146</b>	
6	9:12:12.387	<b>1:06.367</b>		19.202	90.932	80.561	
7	9:13:18.653	<b>1:06.266</b>	21.393	25.823	<b>19.050</b>	<b>91.427</b>	80.465

Clerk of the Course.

Sig : Time :  
Chief Timekeeper : Ian Sharp (SMART Timing)

Results available at [www.speedhive.com](http://www.speedhive.com) and [www.smart-timing.co.uk](http://www.smart-timing.co.uk)







## SMRC Season Finale

Scottish Classics Championship

Knockhill 1.267 miles

Race 3 - 1st Race

08/10/2017 11:25

Race (12 Laps) started at 11:23:03

POLE POSITION

**2**  
 33 Alastair BAPTIE  
 57.637

**1**  
 77 Tommy GILMARTIN  
 57.101

1

**4**  
 57 Bruce MITCHELL  
 59.252

**3**  
 39 Harry SIMPSON  
 57.774

2

**6**  
 73 Andrew SMITH  
 1:00.348

**5**  
 49 Raymond BOYD  
 59.312

3

**8**  
 8 Max HORNE  
 1:02.535

**7**  
 21 Jimmy CROW  
 1:02.481

4

**10**  
 35 Ian BLACKLIN  
 1:03.650

**9**  
 27 Mario FERRARI  
 1:03.055

5

**12**  
 62 Michael LONGSTAFFE  
 1:05.988

**11**  
 20 William CONWAY  
 1:04.466

6

**13**  
 6 George LEITCH

7

Clerk of the Course.

Orbits

Sig :                      Time :  
 Chief Timekeeper : Ian Sharp (SMART Timing)  
 Results available at [www.speedhive.com](http://www.speedhive.com) and [www.smart-timing.co.uk](http://www.smart-timing.co.uk)



# Qualifying Results



Bulletin No. \_\_\_\_\_

## SMRC Season Finale

Sorted on best lap time

Scottish BMW Championship

Knockhill 1.267 miles

Qualifying 4

08/10/2017 09:20

Practice (10:00 Time) started at 9:16:48

Pos	No.	Name	Make/Model	CC	Class Code	Laps	Best Tm	Diff	Best Speed	2nd Best
1	23	David McNAUGHTON	BMW Compact	1900	BMWCC	10	1:02.079		73.468	1:02.142
2	28	Ally SMITH	BMW Compact	1900	BMWCN	10	1:02.186	0.107	73.342	1:02.241
3	14	Lee ELRICK	BMW Compact	1900	BMWCC	10	1:02.367	0.288	73.129	1:02.575
4	1	Gary CLARK	BMW Compact	1900	BMWCC	9	1:02.628	0.549	72.824	1:02.708
5	62	Liam McGILL	BMW Compact	1900	BMWCN	10	1:03.047	0.968	72.340	1:03.367
6	72	Cliff HARPER	BMW Compact	1900	BMWCC	10	1:03.092	1.013	72.289	1:03.448
7	97	Greig SUTHERLAND	BMW Compact	1900	BMWCC	10	1:03.141	1.062	72.233	1:03.250
8	10	Jake HUTCHISON	BMW Compact	1900	BMWCN	10	1:03.563	1.484	71.753	1:03.576
9	81	Douglas SIMPSON	BMW Compact	1900	BMWCC	10	1:03.637	1.558	71.670	1:03.750
10	7	Steven KING	BMW Compact	1900	BMWCC	9	1:04.576	2.497	70.627	1:04.741
11	77	Ashleigh MORRIS	BMW Compact	1900	BMWCC	9	1:05.096	3.017	70.063	1:05.196

Clerk of the Course.

Orbits

Sig :                      Time :  
Chief Timekeeper : Ian Sharp (SMART Timing)  
Results available at [www.speedhive.com](http://www.speedhive.com) and [www.smart-timing.co.uk](http://www.smart-timing.co.uk)



Printed: 09/10/2017 17:58:13





## SMRC Season Finale

Scottish BMW Championship

Knockhill 1.267 miles

Race 4 - 1st Race

08/10/2017 11:50

Race (12 Laps) started at 11:45:36

POLE POSITION

<b>2</b> 28 Ally SMITH 1:02.186
<b>4</b> 1 Gary CLARK 1:02.628
<b>6</b> 72 Cliff HARPER 1:03.092
<b>8</b> 10 Jake HUTCHISON 1:03.563
<b>10</b> 7 Steven KING 1:04.576

<b>1</b> 23 David McNAUGHTON 1:02.079
<b>3</b> 14 Lee ELRICK 1:02.367
<b>5</b> 62 Liam McGILL 1:03.047
<b>7</b> 97 Greig SUTHERLAND 1:03.141
<b>9</b> 81 Douglas SIMPSON 1:03.637
<b>11</b> 77 Ashleigh MORRIS 1:05.096

1  
2  
3  
4  
5  
6

Clerk of the Course.

Sig :                      Time :  
Chief Timekeeper : Ian Sharp (SMART Timing)

Results available at [www.speedhive.com](http://www.speedhive.com) and [www.smart-timing.co.uk](http://www.smart-timing.co.uk)

Printed: 09/10/2017 17:59:11

Orbits





OFFICIAL FEEDER SERIES

# Qualifying Results

Bulletin No. \_\_\_\_\_



SMRC Season Finale

Sorted on best lap time

Scottish Formula Ford 1600 Championship

Knockhill 1.267 miles

Qualifying 5

08/10/2017 09:35

Practice (10:00 Time) started at 9:34:47

Pos	No.	Name	Make/Model	CC	Class Code	Laps	Best Tm	Diff	Best Speed	2nd Best
1	11	Ross MARTIN	Ray GR17	1600	FFA-N	11	54.676		83.416	54.689
2	33	Jordan GRONKOWSKI	Van Diemen JL012K	1600	FFA	11	54.988	0.312	82.942	55.083
3	18	Michael MacPHERSON	Ray GR14	1600	FFA-N	11	55.239	0.563	82.566	55.308
4	88	Sebastian MELROSE	Ray GR14	1600	FFA	11	55.469	0.793	82.223	55.477
5	3	Neil BROOME	Ray GR17	1600	FFA	11	56.239	1.563	81.097	56.273
6	27	David HOURIE	Van Diemen JL013	1600	FFA-N	11	56.446	1.770	80.800	56.485
7	29	Ross HOWE	Van Diemen RF99	1600	FFA-N	11	56.532	1.856	80.677	56.701
8	30	Steven BARLOW	Ray GR09	1600	FFA	11	56.646	1.970	80.515	56.673
9	70	Ivor MAIRS	Ray GR15	1600	Guest	10	58.932	4.256	77.392	59.233

Clerk of the Course.

Orbits

Sig : Time :

Chief Timekeeper : Ian Sharp (SMART Timing)

Results available at [www.speedhive.com](http://www.speedhive.com) and [www.smart-timing.co.uk](http://www.smart-timing.co.uk)



Printed: 09/10/2017 17:30:39



# SMRC Season Finale

Scottish Formula Ford 1600 Championship

Knockhill 1.267 miles

Qualifying 5

08/10/2017 09:35

Practice (10:00 Time) started at 9:34:47

Lap	Time of Day	Lap Tm	S1	S2	S3	S3Spd	SFSpd
<b>(11) Ross MARTIN</b>							
1	9:36:03.761		28.189	21.051	62.484	91.303	
2	9:37:00.754	<b>56.993</b>	18.640	21.544	16.809	101.524	91.677
3	9:37:56.645	<b>55.891</b>	18.190	21.067	16.634	103.084	92.690
4	9:38:54.553	<b>57.908</b>	17.957	21.004	18.947	89.836	92.947
5	9:39:49.940	<b>55.387</b>	17.923	20.875	16.589	104.204	93.335
6	9:40:44.977	<b>55.037</b>	17.767	20.754	16.516	104.692	93.335
7	9:41:39.734	<b>54.757</b>	17.684	20.655	16.418	105.515	93.988
8	9:42:36.190	<b>56.456</b>	18.528	21.469	16.459	104.692	93.726
9	9:43:30.866	<b>54.676</b>	17.668	20.646	<b>16.362</b>	105.184	<b>93.857</b>
10	9:44:25.555	<b>54.689</b>	<b>17.658</b>	<b>20.592</b>	16.439	<b>106.351</b>	<b>94.651</b>
11	9:45:24.850	<b>59.295</b>	18.859	21.476	18.960	102.298	93.595

Lap	Time of Day	Lap Tm	S1	S2	S3	S3Spd	SFSpd
<b>(33) Jordan GRONKOWSKI</b>							
1	9:36:00.852		17.678	88.649	89.358		
2	9:36:57.270	<b>56.418</b>	16.923	101.524	90.564		
3	9:37:52.988	<b>55.718</b>	16.785	102.142	90.932		
4	9:38:48.494	<b>55.506</b>	16.783	102.611	91.427		
5	9:39:43.849	<b>55.355</b>	16.757	103.242	91.427		
6	9:40:41.002	<b>57.153</b>	17.147	96.143	91.427		
7	9:41:36.103	<b>55.101</b>	16.626	103.242	91.802		
8	9:42:31.787	<b>55.684</b>	16.776	101.987	91.928		
9	9:43:26.870	<b>55.083</b>	<b>16.550</b>	103.721	<b>92.181</b>		
10	9:44:22.721	<b>55.851</b>	16.780	102.298	91.677		
11	9:45:17.709	<b>54.988</b>	16.602	<b>103.882</b>	92.054		

Lap	Time of Day	Lap Tm	S1	S2	S3	S3Spd	SFSpd
<b>(18) Michael MacPHERSON</b>							
1	9:36:04.211		27.786	21.235	61.623	90.442	
2	9:37:01.335	<b>57.124</b>	18.534	21.700	16.890	102.298	91.427
3	9:37:57.085	<b>55.750</b>	18.118	20.893	16.739	<b>104.529</b>	92.181
4	9:38:52.521	<b>55.436</b>	17.920	20.776	16.740	103.882	91.303
5	9:39:48.197	<b>55.676</b>	17.966	21.079	16.631	103.242	91.928
6	9:40:43.676	<b>55.479</b>	17.886	20.886	16.707	103.242	92.054
7	9:41:39.306	<b>55.630</b>	17.869	20.993	16.768	103.084	92.054
8	9:42:34.793	<b>55.487</b>	17.864	20.914	16.709	104.043	92.308
9	9:43:30.032	<b>55.239</b>	<b>17.688</b>	20.876	16.675	103.561	<b>92.435</b>
10	9:44:25.340	<b>55.308</b>	17.834	<b>20.771</b>	16.703	103.721	92.308
11	9:45:21.997	<b>56.657</b>	18.161	21.866	<b>16.630</b>	102.611	92.181

Lap	Time of Day	Lap Tm	S1	S2	S3	S3Spd	SFSpd
<b>(88) Sebastian MELROSE</b>							
1	9:35:56.445		26.368	18.724	82.039	89.836	
2	9:36:53.422	<b>56.977</b>	18.609	21.401	16.967	100.762	91.552
3	9:37:50.095	<b>56.673</b>	18.393	21.399	16.881	101.218	91.677
4	9:38:46.125	<b>56.030</b>	18.347	21.006	16.677	102.142	92.181
5	9:39:41.937	<b>55.812</b>	18.129	20.993	16.690	102.454	92.308
6	9:40:37.667	<b>55.730</b>	18.043	20.986	16.701	103.084	92.435
7	9:41:33.136	<b>55.469</b>	17.967	20.837	16.665	103.242	92.562
8	9:42:28.613	<b>55.477</b>	18.023	<b>20.781</b>	16.673	103.084	92.818
9	9:43:24.202	<b>55.589</b>	<b>17.914</b>	20.900	16.775	<b>103.882</b>	92.181
10	9:44:20.044	<b>55.842</b>	17.998	21.122	16.722	101.832	92.562
11	9:45:15.529	<b>55.485</b>	17.957	20.890	<b>16.638</b>	102.926	<b>92.947</b>

Lap	Time of Day	Lap Tm	S1	S2	S3	S3Spd	SFSpd
<b>(3) Neil BROOME</b>							
1	9:36:05.450		23.272	18.953	99.714	88.767	
2	9:37:03.592	<b>58.142</b>	18.824	21.922	17.396	100.914	90.077
3	9:38:00.626	<b>57.034</b>	18.536	21.296	17.202	<b>104.204</b>	90.198
4	9:38:57.522	<b>56.896</b>	18.545	21.164	17.187	101.987	90.564
5	9:39:54.355	<b>56.833</b>	18.318	21.269	17.246	101.371	91.303
6	9:40:51.115	<b>56.760</b>	18.325	21.328	17.107	101.832	91.303
7	9:41:47.431	<b>56.316</b>	18.205	21.122	<b>16.989</b>	102.611	91.179
8	9:42:43.760	<b>56.329</b>	18.246	<b>20.982</b>	17.101	102.142	90.932
9	9:43:39.999	<b>56.239</b>	18.083	21.063	17.093	101.987	<b>91.677</b>
10	9:44:36.272	<b>56.273</b>	<b>18.082</b>	21.063	17.128	101.524	91.303
11	9:45:34.127	<b>57.855</b>	18.363	21.313	18.179	102.454	91.552

Lap	Time of Day	Lap Tm	S1	S2	S3	S3Spd	SFSpd
<b>(27) David HOURIE</b>							
1	9:36:09.486		20.042	90.809	88.068		
2	9:37:11.079	<b>1:01.593</b>	18.698	98.688	89.836		
3	9:38:10.405	<b>59.326</b>	17.729	101.371	90.686		
4	9:39:08.771	<b>58.366</b>	17.572	101.678	91.303		
5	9:40:06.110	<b>57.339</b>	18.562	21.422	17.355	102.298	91.552
6	9:41:04.162	<b>58.052</b>	17.463	100.310	91.427		
7	9:42:01.091	<b>56.929</b>	17.186	102.142	91.928		

Lap	Time of Day	Lap Tm	S1	S2	S3	S3Spd	SFSpd
<b>(29) Ross HOWE</b>							
8	9:42:57.703	<b>56.612</b>			17.062	102.926	92.308
9	9:43:54.188	<b>56.485</b>			<b>16.994</b>	102.926	<b>92.435</b>
10	9:44:50.760	<b>56.572</b>	18.055	21.347	17.170	103.084	91.802
11	9:45:47.206	<b>56.446</b>	<b>18.023</b>	<b>21.217</b>	17.206	<b>103.242</b>	92.181

Lap	Time of Day	Lap Tm	S1	S2	S3	S3Spd	SFSpd
<b>(30) Steven BARLOW</b>							
1	9:36:05.695		27.411	22.320	63.912	89.957	
2	9:37:03.855	<b>58.160</b>	19.044	21.761	17.355	103.242	91.802
3	9:38:01.897	<b>58.042</b>	19.256	21.706	17.080	102.454	91.928
4	9:38:59.256	<b>57.359</b>	18.703	21.588	17.068	103.084	91.928
5	9:39:56.245	<b>56.989</b>	18.539	21.491	16.959	<b>103.561</b>	93.205
6	9:40:53.531	<b>57.286</b>	18.762	21.413	17.111	102.768	91.677
7	9:41:50.177	<b>56.646</b>	18.525	21.376	<b>16.745</b>	102.926	92.308
8	9:42:47.097	<b>56.920</b>	<b>18.498</b>	21.457	16.965	102.298	91.802
9	9:43:44.081	<b>56.984</b>	18.696	21.407	16.881	102.768	92.818
10	9:44:41.180	<b>57.099</b>	18.569	21.478	17.052	103.084	92.818
11	9:45:37.853	<b>56.673</b>	18.513	<b>21.295</b>	16.865	103.561	<b>93.335</b>

Lap	Time of Day	Lap Tm	S1	S2	S3	S3Spd	SFSpd
<b>(70) Ivor MAIRS</b>							
1	9:36:21.074		26.202	19.930	92.562	81.343	
2	9:37:25.204	<b>1:04.130</b>	21.344	24.150	18.636	96.143	85.925
3	9:38:26.807	<b>1:01.603</b>	20.389	23.197	18.017	98.398	86.814
4	9:39:27.205	<b>1:00.398</b>	20.091	22.498	17.809	99.272	87.722
5	9:40:27.155	<b>59.950</b>	19.729	22.523	17.698	99.566	88.416
6	9:41:26.463	<b>59.308</b>	19.739	22.111	17.458	100.460	89.120
7	9:42:25.696	<b>59.233</b>	19.639	22.138	17.456	100.161	89.002
8	9:43:24.628	<b>58.932</b>	19.550	<b>22.064</b>	<b>17.318</b>	100.762	90.320
9	9:44:23.874	<b>59.246</b>	<b>19.138</b>	22.750	17.358	100.914	<b>90.442</b>
10	9:45:23.317	<b>59.443</b>	19.321	22.431	17.691	<b>102.768</b>	88.767





OFFICIAL FEEDER SERIES

Grid Sheet

Bulletin No. \_\_\_\_\_



SMRC Season Finale

Scottish Formula Ford 1600 Championship

Knockhill 1.267 miles

Race 5 - 1st Race

08/10/2017 12:15

Race (10 Laps) started at 12:27:01

POLE POSITION

**2**

33 Jordan GRONKOWSKI  
54.988

**1**

11 Ross MARTIN  
54.676

1

**4**

88 Sebastian MELROSE  
55.469

**3**

18 Michael MacPHERSON  
55.239

2

**6**

27 David HOURIE  
56.446

**5**

3 Neil BROOME  
56.239

3

**8**

30 Steven BARLOW  
56.646

**7**

29 Ross HOWE  
56.532

4

**9**

70 Ivor MAIRS  
58.932

5

Clerk of the Course.

Orbits

Sig :                      Time :

Chief Timekeeper : Ian Sharp (SMART Timing)

Results available at [www.speedhive.com](http://www.speedhive.com) and [www.smart-timing.co.uk](http://www.smart-timing.co.uk)



# Qualifying Results



Bulletin No. \_\_\_\_\_

## SMRC Season Finale

Sorted on best lap time

Scottish Saloons & Sportscars Championship

Knockhill 1.267 miles

Qualifying 6

08/10/2017 09:50

Practice (10:00 Time) started at 9:48:56

Pos	No.	Name	Make/Model	CC	Class Code	Laps	Best Tm	Diff	Best Speed	2nd Best
1	1	Paul BRYDON	BMW M3	3200T	Guest	10	54.238		84.089	54.481
2	9	Ron CUMMING	Nemesis Kit Car	2000	A3	4	54.379	0.141	83.871	55.020
3	54	Andrew MORRISON	Seat Leon Eurocup	1994	A2	10	54.487	0.249	83.705	54.609
4	16	Colin SIMPSON	Marcos Mantis	5000	A2	4	54.810	0.572	83.212	57.353
5	37	Kenneth McKELL	Mitsubishi EVO 8	2000	A1	9	54.998	0.760	82.927	56.306
6	8	Finlay CROCKER	Honda Civic TCR	2000	A2	8	55.329	1.091	82.431	55.503
7	48	Alan DONCASTER	Mitsubishi EVO 6RS	2000	B1	10	55.754	1.516	81.803	55.785
8	89	William ROBSON	Ford Focus RS	2500	B1	10	56.660	2.422	80.495	56.856
9	69	Thomson McINTYRE	Subaru Impreza	2000	B1	9	58.304	4.066	78.225	58.688
10	70	Oliver MORTIMER	Mini Cooper R53	1600	R53	8	58.504	4.266	77.958	58.628
11	28	Scott TOLLAN	Escort Cosworth	2000	A1	8	58.667	4.429	77.741	58.727
12	27	Paul WILSON	Mini Cooper R53	2000	R53	9	58.908	4.670	77.423	58.959
13	7	Vic COVEY	Mini Cooper R53	1600	Guest	9	59.021	4.783	77.275	59.168
14	44	Alistair McMILLAN	Ford Focus ST	2000	Guest	8	1:01.639	7.401	73.993	1:02.455
15	35	Chris BLACKHALL	Mini Cooper	1600	Guest	8	1:01.967	7.729	73.601	1:02.140
16	26	Andrew PATERSON	BMW E36 318i	1796	B3	9	1:02.116	7.878	73.425	1:02.509
17	85	Lowell FORSYTH	Lotus Exige	2000	Guest	7	1:02.157	7.919	73.376	1:03.970
18	59	Gary WAIT	Ford Sierra Cosworth	2000	A2	6	1:07.154	12.916	67.916	1:12.148

### Announcements

Car No.85 - No working transponder - Please fix before 1st Race.

Clerk of the Course.

Sig : Time :  
Chief Timekeeper : Ian Sharp (SMART Timing)  
Results available at [www.speedhive.com](http://www.speedhive.com) and [www.smart-timing.co.uk](http://www.smart-timing.co.uk)

Printed: 09/10/2017 18:04:30

Orbits







## SMRC Season Finale

Scottish Saloons & Sportscars Championship

Knockhill 1.267 miles

Qualifying 6

08/10/2017 09:50

Practice (10:00 Time) started at 9:48:56

Lap	Time of Day	Lap Tm	S1	S2	S3	S3Spd	SFSpd	Lap	Time of Day	Lap Tm	S1	S2	S3	S3Spd	SFSpd
3	9:53:11.003	<b>1:06.624</b>	20.774	25.152	20.698	82.951	86.035								
4	9:57:36.740	<b>3:13.869</b>		25.306	19.013	93.857	85.379								
5	9:58:39.122	<b>1:02.382</b>		23.302	<b>18.411</b>	96.419	86.146								
6	9:59:41.391	<b>1:02.269</b>	20.363	23.270	18.636	96.836	86.368								
7	10:00:43.358	<b>1:01.967</b>	<b>20.350</b>	<b>23.123</b>	18.494	95.323	85.379								
8	10:01:45.498	<b>1:02.140</b>	20.385	23.242	18.513	<b>97.399</b>	85.054								

(26) Andrew PATERSON

1	9:50:53.572			26.361	20.334	90.320	79.985
2	9:51:58.235	<b>1:04.663</b>	20.689	24.421	19.553	92.562	80.950
3	9:53:01.112	<b>1:02.877</b>	20.347	23.760	18.770	91.928	80.272
4	9:54:04.199	<b>1:03.087</b>	20.329	23.365	19.393	<b>92.690</b>	79.511
5	9:57:29.325	<b>1:46.211</b>		23.498	18.636	92.435	<b>81.540</b>
6	9:58:51.588	<b>1:22.263</b>	35.544	27.290	19.429	87.837	80.465
7	9:59:54.596	<b>1:03.008</b>	20.446	23.327	19.235	92.562	79.230
8	10:00:56.712	<b>1:02.116</b>	<b>20.034</b>	23.459	<b>18.623</b>	91.928	80.658
9	10:01:59.221	<b>1:02.509</b>	20.137	<b>23.115</b>	19.257	91.179	79.606

(85) Lowell FORSYTH

1	9:51:09.962						
2	9:52:23.897	<b>1:13.935</b>					
3	9:53:35.222	<b>1:11.325</b>					
4	9:57:37.393	<b>4:02.171</b>					
5	9:58:42.626	<b>1:05.233</b>					
6	9:59:46.596	<b>1:03.970</b>					
7	10:00:48.753	<b>1:02.157</b>					

(59) Gary WAIT

1	9:50:45.244				22.906	76.172	69.254
2	9:51:59.695	<b>1:14.451</b>			22.864	74.813	74.813
3	9:53:06.849	<b>1:07.154</b>			<b>20.383</b>	84.946	<b>84.200</b>
4	9:58:10.218	<b>2:20.236</b>			23.655		69.470
5	9:59:22.366	<b>1:12.148</b>			23.321		68.477
6	10:00:36.922	<b>1:14.556</b>			23.555	52.183	31.329

Clerk of the Course.

Sig : Time :  
Chief Timekeeper : Ian Sharp (SMART Timing)

Results available at [www.speedhive.com](http://www.speedhive.com) and [www.smart-timing.co.uk](http://www.smart-timing.co.uk)

Printed: 09/10/2017 18:04:42

Orbits





## SMRC Season Finale

Scottish Saloons & Sportscars Championship

Knockhill 1.267 miles

Race 6 - 1st Race

08/10/2017 12:40

Race (14 Laps) started at 12:47:22

POLE POSITION

<b>2</b> 9 Ron CUMMING 54.379
<b>4</b> 16 Colin SIMPSON 54.810
<b>6</b> 8 Finlay CROCKER 55.329
<b>8</b> 89 William ROBSON 56.660
<b>10</b> 70 Oliver MORTIMER 58.504
<b>12</b> 27 Paul WILSON 58.908
<b>14</b> 44 Alistair McMILLAN 1:01.639
<b>16</b> 26 Andrew PATERSON 1:02.116
<b>18</b> 59 Gary WAIT 1:07.154

<b>1</b> 1 Paul BRYDON 54.238
<b>3</b> 54 Andrew MORRISON 54.487
<b>5</b> 37 Kenneth McKELL 54.998
<b>7</b> 48 Alan DONCASTER 55.754
<b>9</b> 69 Thomson McINTYRE 58.304
<b>11</b> 28 Scott TOLLAN 58.667
<b>13</b> 7 Vic COVEY 59.021
<b>15</b> 35 Chris BLACKHALL 1:01.967
<b>17</b> 85 Lowell FORSYTH 1:02.157

1  
2  
3  
4  
5  
6  
7  
8  
9

Clerk of the Course.

Sig : Time :  
Chief Timekeeper : Ian Sharp (SMART Timing)

Results available at [www.speedhive.com](http://www.speedhive.com) and [www.smart-timing.co.uk](http://www.smart-timing.co.uk)

Printed: 09/10/2017 18:04:58

Orbits



**SMRC Season Finale**

Sorted on best lap time

Celtic Speed Mini Cooper Cup

Knockhill 1.267 miles

Qualifying 7

08/10/2017 10:10

Practice (10:00 Time) started at 10:09:28

Pos	No.	Name	Make/Model	CC	Class Code	Laps	Best Tm	Diff	Best Speed	2nd Best
1	91	Robbie DALGLEISH	Mini Cooper	1600	SM	10	1:02.814		72.609	1:02.878
2	23	Ian MUNRO	Mini Cooper	1600	SM	10	1:02.881	0.067	72.531	1:02.900
3	11	Morgan MURRAY	Mini Cooper	1600	SM	10	1:03.065	0.251	72.320	1:03.149
4	67	Mark GERAGHTY	Mini Cooper	1600	SMN	10	1:03.204	0.390	72.161	1:03.225
5	24	John DUNCAN	Mini Cooper	1600	SMN	10	1:03.249	0.435	72.109	1:03.403
6	33	Dylan O'DONNELL	Mini Cooper	1600	SM	9	1:03.278	0.464	72.076	1:03.311
7	4	Dominic WHEATLEY	Mini Cooper	1600	SMN	10	1:03.519	0.705	71.803	1:03.521
8	8	Hannah CHAPMAN	Mini Cooper	1600	SM L	10	1:03.533	0.719	71.787	1:03.630
9	16	Craig DILLON	Mini Cooper	1600	Guest	8	1:03.964	1.150	71.303	1:04.105
10	21	Ross WILKINSON	Mini Cooper	1600	SMN	9	1:04.290	1.476	70.942	1:04.386
11	55	Adam KINDNESS	Mini Cooper	1600	SM	8	1:04.376	1.562	70.847	1:04.456
12	95	Craig BLAKE	Mini Cooper	1600	SMN	9	1:04.561	1.747	70.644	1:04.743
13	96	Taelor SHAND	Mini Cooper	1600	SM L	9	1:04.616	1.802	70.584	1:04.672
14	50	Andrew BELL	Mini Cooper	1600	SM	8	1:04.711	1.897	70.480	1:05.004
15	25	Ashleigh MORRIS	Mini Cooper	1600	Guest	9	1:04.713	1.899	70.478	1:05.010
16	77	Chris BLACKHALL	Mini Cooper	1600	SMN	9	1:04.950	2.136	70.221	1:05.214
17	34	Charlie MARTIN	Mini Cooper	1600	SMN L	9	1:04.985	2.171	70.183	1:05.001
18	30	David LONG	Mini Cooper	1600	Guest	9	1:05.528	2.714	69.601	1:05.893
19	22	Michael WEDDELL	Mini Cooper	1600	SMN	5	1:08.833	6.019	66.259	1:11.673

Clerk of the Course.

Orbits

Sig :                      Time :  
 Chief Timekeeper : Ian Sharp (SMART Timing)  
 Results available at [www.speedhive.com](http://www.speedhive.com) and [www.smart-timing.co.uk](http://www.smart-timing.co.uk)





## SMRC Season Finale

## Celtic Speed Mini Cooper Cup

Knockhill 1.267 miles

## Qualifying 7

08/10/2017 10:10

## Practice (10:00 Time) started at 10:09:28

Lap	Time of Day	Lap Tm	S1	S2	S3	S3Spd	SFSpd	Lap	Time of Day	Lap Tm	S1	S2	S3	S3Spd	SFSpd								
(91) Robbie DALGLEISH																							
1	10:10:32.842			24.275	19.458	85.925	76.000	2	10:11:35.850	1:03.905	20.762	23.650	19.493	87.380	75.914								
2	10:11:36.022	1:03.180	20.565	23.360	19.255	87.608	76.870	3	10:12:42.366	1:06.516	21.057	26.033	19.426	86.702	76.000								
3	10:12:39.217	1:03.195	20.491	23.515	19.189	87.153	76.782	4	10:13:45.885	1:03.519	20.494	23.651	19.374	86.479	75.572								
4	10:13:42.240	1:03.023	20.401	23.395	19.227	87.837	76.782	5	10:14:56.465	1:10.580	20.617	30.317	19.646	83.467	76.345								
5	10:14:54.338	1:12.098	23.516	29.443	19.139	87.608	76.870	6	10:15:59.986	1:03.521	20.329	23.699	19.493	86.927	75.572								
6	10:15:57.369	1:03.031	20.224	23.568	19.239	87.380	76.432	7	10:17:08.131	1:08.145	24.801	23.741	19.603	86.368	76.432								
7	10:17:00.351	1:02.982	20.163	23.473	19.346	87.153	76.432	8	10:18:11.877	1:03.746	20.364	23.791	19.591	86.257	75.402								
8	10:18:03.229	1:02.878	20.248	23.462	19.168	87.153	76.782	9	10:19:24.257	1:12.380	21.341	31.529	19.510	85.054	75.742								
9	10:19:06.043	1:02.814	20.196	23.375	19.243	87.722	76.000	10	10:20:27.968	1:03.711	20.549	23.699	19.463	86.814	75.572								
10	10:20:29.984	1:13.941	21.613	25.342	26.986	65.343	22.943	(8) Hannah CHAPMAN															
(23) Ian MUNRO																							
1	10:10:39.312			25.100	19.863	83.989	75.064	1	10:10:43.851			26.498	20.138	82.240	75.064								
2	10:11:43.338	1:04.026	20.783	23.784	19.459	85.706	75.657	2	10:11:48.365	1:04.514	20.879	24.276	19.359	85.596	75.572								
3	10:12:46.728	1:03.390	20.497	23.553	19.340	86.035	76.172	3	10:12:52.338	1:03.973	20.640	23.880	19.453	86.035	75.914								
4	10:13:49.905	1:03.177	20.218	23.615	19.344	86.257	75.742	4	10:13:56.062	1:03.724	20.561	23.839	19.324	86.257	75.487								
5	10:14:53.675	1:03.770	20.146	24.342	19.282	86.479	76.000	5	10:14:59.595	1:03.533	20.492	23.658	19.383	86.702	75.657								
6	10:15:56.592	1:02.917	20.057	23.538	19.322	86.035	76.000	6	10:16:03.225	1:03.630	20.497	23.797	19.336	85.925	75.572								
7	10:16:59.473	1:02.881	20.108	23.469	19.304	86.814	76.259	7	10:17:06.964	1:03.739	20.620	23.735	19.384	86.146	75.657								
8	10:18:02.373	1:02.900	20.114	23.453	19.333	86.479	75.657	8	10:18:15.681	1:08.717	24.797	24.257	19.663	86.257	75.828								
9	10:19:05.945	1:03.572	20.232	23.656	19.684	86.590	74.564	9	10:19:19.555	1:03.874	20.524	23.930	19.420	86.035	75.657								
10	10:20:13.361	1:07.416	20.993	23.927	22.496	84.839	29.063	10	10:20:23.595	1:04.040	20.629	24.006	19.405	86.257	75.402								
(11) Morgan MURRAY																							
1	10:10:31.285			24.334	20.108	83.054	73.907	1	10:11:13.878			28.622	22.186	67.785	75.828								
2	10:11:35.117	1:03.832	20.733	23.529	19.570	85.596	76.000	2	10:12:20.237	1:06.359	21.799	24.893	19.667	85.054	75.742								
3	10:12:42.808	1:07.691	20.663	26.742	20.286	84.732	76.345	3	10:13:25.151	1:04.914	20.904	24.299	19.711	84.095	76.086								
4	10:13:46.302	1:03.494	20.525	23.535	19.434	87.040	76.782	4	10:14:29.115	1:03.964	20.719	23.890	19.355	86.257	76.259								
5	10:14:51.846	1:05.544	20.524	25.404	19.616	86.479	75.657	5	10:15:33.220	1:04.105	20.534	24.075	19.496	86.035	76.172								
6	10:15:54.911	1:03.065	20.154	23.509	19.402	86.257	76.432	6	10:16:51.622	1:18.402	20.730	28.400	29.272	58.712	32.466								
7	10:16:58.231	1:03.320	20.285	23.583	19.452	86.590	76.432	7	10:19:00.044	2:08.422	1:24.659	24.160	19.603	85.596	75.742								
8	10:18:01.380	1:03.149	20.261	23.476	19.412	87.040	76.000	8	10:20:04.798	1:04.754	20.706	24.507	19.541	84.732	75.402								
9	10:19:07.010	1:05.630	20.717	24.957	19.956	79.511	76.086	(21) Ross WILKINSON															
10	10:20:16.387	1:09.377	21.161	26.475	21.741	85.815	32.624	1	10:11:01.272			26.706	21.344	69.470	75.317								
(67) Mark GERAGHTY																							
1	10:10:31.453			23.933	19.847	85.162	75.317	2	10:12:06.601	1:05.329	20.979	24.236	20.114	85.270	75.572								
2	10:11:35.279	1:03.826	20.882	23.585	19.359	86.479	75.914	3	10:13:11.617	1:05.016	21.220	24.021	19.775	85.270	76.000								
3	10:12:38.771	1:03.492	20.472	23.581	19.439	85.162	75.742	4	10:14:16.238	1:04.621	20.787	23.888	19.946	84.839	75.914								
4	10:13:41.996	1:03.225	20.350	23.568	19.307	86.035	76.259	5	10:15:20.528	1:04.290	20.507	23.958	19.825	85.706	76.086								
5	10:14:50.233	1:08.237	21.888	25.786	20.563	84.839	76.172	6	10:16:25.142	1:04.614	20.487	24.138	19.989	84.946	75.742								
6	10:15:53.437	1:03.204	20.171	23.697	19.336	86.146	75.487	7	10:17:29.528	1:04.386	20.445	23.975	19.966	85.162	76.086								
7	10:16:57.073	1:03.636	20.305	23.846	19.485	85.925	75.828	8	10:18:34.099	1:04.571	20.693	23.866	20.012	85.270	75.402								
8	10:18:00.660	1:03.587	20.255	23.652	19.680	86.479	75.914	9	10:19:38.549	1:04.450	20.661	23.826	19.963	85.487	75.233								
9	10:19:09.758	1:09.098	25.499	23.962	19.637	85.596	75.914	(55) Adam KINDNESS															
10	10:20:18.366	1:08.608	20.378	24.463	23.767	74.481	27.280	1	10:11:09.357			27.423	22.038	70.789	71.773								
(24) John DUNCAN																							
1	10:10:48.425			26.254	19.868	83.363	75.572	2	10:12:14.580	1:05.223	21.173	24.223	19.827	83.363	72.549								
2	10:11:52.105	1:03.680	20.656	23.679	19.345	85.706	76.607	3	10:13:19.468	1:04.888	20.868	24.275	19.745	83.571	73.102								
3	10:12:55.558	1:03.453	20.529	23.673	19.251	86.479	75.742	4	10:14:28.931	1:09.463	20.725	25.661	23.077	81.938	34.186								
4	10:13:59.087	1:03.529	20.463	23.643	19.423	86.702	75.914	5	10:16:45.152	2:16.221	1:30.022	25.978	20.221	81.938	73.266								
5	10:15:02.494	1:03.407	20.435	23.678	19.294	86.590	76.345	6	10:17:50.095	1:04.943	21.189	24.026	19.728	84.839	73.422								
6	10:16:05.743	1:03.249	20.309	23.610	19.330	86.257	76.259	7	10:18:54.471	1:04.376	20.611	24.019	19.746	84.946	73.342								
7	10:17:09.146	1:03.403	20.315	23.659	19.429	86.702	76.000	8	10:19:58.927	1:04.456	20.526	24.133	19.797	84.625	73.342								
8	10:18:12.939	1:03.793	20.474	23.860	19.459	86.035	76.086	(95) Craig BLAKE															
9	10:19:23.209	1:10.270	23.395	27.459	19.416	85.815	76.345	1	10:11:12.311			28.238	22.515	76.086	73.342								
10	10:20:26.962	1:03.753	20.339	23.956	19.458	86.257	76.172	2	10:12:18.205	1:05.894	21.540	24.327	20.027	84.306	74.316								
(33) Dylan O'DONNELL																							
1	10:11:18.259			28.079	22.669	63.369	69.326	3	10:13:23.015	1:04.810	20.781	24.220	19.809	83.989	74.399								
2	10:12:23.561	1:05.302	21.903	23.842	19.557	85.054	75.317	4	10:14:27.875	1:04.860	20.692	24.091	20.077	85.270	74.897								
3	10:13:27.054	1:03.493	20.325	23.690	19.478	85.487	75.914	5	10:15:32.436	1:04.561	20.502	24.292	19.767	85.487	74.981								
4	10:14:30.365	1:03.311	20.225	23.653	19.433	85.596	76.259	6	10:16:41.605	1:09.169	23.809	24.410	20.950	84.306	74.481								
5	10:15:41.429	1:11.064	20.310	28.487	22.267	59.282	76.000	7	10:17:46.704	1:05.099	20.797	24.399	19.903	84.732	74.399								
6	10:16:45.229	1:03.800	20.364	23.793	19.643	85.270	75.914	8	10:18:51.447	1:04.743	20.757	24.150	19.836	84.946	74.399								
7	10:17:48.898	1:03.669	20.561	23.752	19.356	85.815	75.657	9	10:20:00.138	1:08.691	22.272	24.186	22.233	84.625	33.437								
8	10:18:52.176	1:03.278	20.158	23.813	19.307	86.035	75.742	(96) Taelor SHAND															
9	10:20:10.976	1:18.800	20.404	27.586	30.810	48.418	33.238	1	10:10:52.147			27.659	20.771	75.914	70.050								
(4) Dominic WHEATLEY																							
1	10:10:31.945			24.008	19.818	85.815	75.828	2	10:11:58.191	1:06.044	21.652	24.217	20.175	84.095	73.989								
Clerk of the Course. Orbits																							

Clerk of the Course.

Sig : Time :  
 Chief Timekeeper : Ian Sharp (SMART Timing)  
 Results available at [www.speedhive.com](http://www.speedhive.com) and [www.smart-timing.co.uk](http://www.smart-timing.co.uk)



## SMRC Season Finale

### Celtic Speed Mini Cooper Cup

Knockhill 1.267 miles

### Qualifying 7

08/10/2017 10:10

Practice (10:00 Time) started at 10:09:28

Lap	Time of Day	Lap Tm	S1	S2	S3	S3Spd	SFSpd	Lap	Time of Day	Lap Tm	S1	S2	S3	S3Spd	SFSpd
<b>(50) Andrew BELL</b>															
1	10:11:09.781			27.385	21.776	71.850	71.927								
2	10:12:16.166	<b>1:06.385</b>	22.288	24.214	19.883	85.379	74.813								
3	10:13:21.378	<b>1:05.212</b>	21.116	24.327	19.769	85.162	74.730								
4	10:14:26.709	<b>1:05.331</b>	20.933	24.276	20.122	85.596	74.481								
5	10:15:31.713	<b>1:05.004</b>	20.903	24.384	<b>19.717</b>	<b>86.035</b>	74.070								
6	10:16:46.271	<b>1:14.558</b>	24.794	27.815	21.949	61.567	<b>75.572</b>								
7	10:17:50.982	<b>1:04.711</b>	<b>20.762</b>	<b>24.178</b>	19.771	85.596	74.730								
8	10:18:56.128	<b>1:05.146</b>	20.820	24.477	19.849	85.270	74.234								
<b>(25) Ashleigh MORRIS</b>															
1	10:11:27.738			30.588	20.724	78.765	72.706								
2	10:12:34.521	<b>1:06.783</b>	22.087	24.776	19.920	83.675	73.502								
3	10:13:40.097	<b>1:05.576</b>	21.239	24.561	19.776	84.306	73.664								
4	10:14:45.159	<b>1:05.062</b>	21.235	24.236	<b>19.591</b>	84.306	74.316								
5	10:15:50.375	<b>1:05.216</b>	21.012	24.414	19.790	84.412	74.234								
6	10:16:55.810	<b>1:05.435</b>	20.989	24.468	19.978	83.989	73.745								
7	10:18:00.523	<b>1:04.713</b>	<b>20.965</b>	<b>24.011</b>	19.737	<b>86.146</b>	<b>75.317</b>								
8	10:19:05.533	<b>1:05.010</b>	20.972	24.131	19.907	85.596	74.399								
9	10:20:11.391	<b>1:05.858</b>	21.864	24.272	19.722	85.596	74.897								
<b>(77) Chris BLACKHALL</b>															
1	10:11:20.066			29.004	22.478	60.951	72.470								
2	10:12:29.015	<b>1:08.949</b>	22.934	24.895	21.120	82.951	73.342								
3	10:13:35.025	<b>1:06.010</b>	21.358	24.182	20.470	83.363	73.664								
4	10:14:40.423	<b>1:05.398</b>	21.065	24.120	20.213	83.989	73.989								
5	10:15:45.827	<b>1:05.404</b>	21.094	24.184	20.126	83.467	74.234								
6	10:16:51.080	<b>1:05.253</b>	<b>20.947</b>	24.280	20.026	83.989	<b>74.564</b>								
7	10:17:56.294	<b>1:05.214</b>	20.949	24.181	20.084	84.306	73.907								
8	10:19:01.631	<b>1:05.337</b>	21.037	<b>24.060</b>	20.240	84.518	73.989								
9	10:20:06.581	<b>1:04.950</b>	20.972	24.109	<b>19.869</b>	<b>84.625</b>	73.907								
<b>(34) Charlie MARTIN</b>															
1	10:11:02.154			26.695	20.381	81.146	74.897								
2	10:12:07.963	<b>1:05.809</b>	21.374	24.842	19.593	84.095	74.897								
3	10:13:13.111	<b>1:05.148</b>	21.303	24.340	19.505	84.946	<b>75.487</b>								
4	10:14:18.330	<b>1:05.219</b>	21.403	24.406	19.410	85.270	75.233								
5	10:15:23.315	<b>1:04.985</b>	21.252	24.380	<b>19.353</b>	85.054	74.981								
6	10:16:28.316	<b>1:05.001</b>	<b>21.210</b>	<b>24.292</b>	19.499	<b>85.487</b>	74.647								
7	10:17:35.008	<b>1:06.692</b>	22.140	24.874	19.678	85.162	74.730								
8	10:18:40.533	<b>1:05.525</b>	21.305	24.625	19.595	85.270	75.402								
9	10:19:46.466	<b>1:05.933</b>	21.281	24.657	19.995	83.989	73.907								
<b>(30) David LONG</b>															
1	10:11:05.085			26.957	21.869	76.086	74.564								
2	10:12:10.978	<b>1:05.893</b>	21.536	24.675	19.682	83.885	74.564								
3	10:13:17.866	<b>1:06.888</b>	21.869	24.999	20.020	84.518	72.943								
4	10:14:24.999	<b>1:07.133</b>	21.524	25.931	19.678	84.518	<b>74.981</b>								
5	10:15:31.394	<b>1:06.395</b>	21.772	24.683	19.940	84.839	71.467								
6	10:16:37.803	<b>1:06.409</b>	21.968	24.639	19.802	84.625	74.647								
7	10:17:43.721	<b>1:05.918</b>	21.443	24.771	19.704	84.412	74.730								
8	10:18:49.249	<b>1:05.528</b>	<b>21.221</b>	24.639	<b>19.668</b>	84.732	74.316								
9	10:19:57.621	<b>1:08.372</b>	21.438	<b>24.418</b>	22.516	<b>84.946</b>	67.717								
<b>(22) Michael WEDDELL</b>															
1	10:10:52.168			27.716	21.281	78.765	60.403								
2	10:12:03.841	<b>1:11.673</b>	22.142	<b>27.143</b>	22.388	84.946	39.545								
3	10:13:42.925	<b>1:39.084</b>	50.409	28.479	<b>20.196</b>	75.914	<b>75.572</b>								
4	10:15:03.722	<b>1:20.797</b>	22.617	34.362	23.818	49.894	75.572								
5	10:16:12.555	<b>1:08.833</b>	<b>20.486</b>	27.279	21.068	<b>86.257</b>	64.964								

Clerk of the Course.

Orbits

Sig :                      Time :  
 Chief Timekeeper : Ian Sharp (SMART Timing)  
 Results available at [www.speedhive.com](http://www.speedhive.com) and [www.smart-timing.co.uk](http://www.smart-timing.co.uk)



## SMRC Season Finale

Celtic Speed Mini Cooper Cup

Knockhill 1.267 miles

Race 7 - 1st Race

08/10/2017 14:00

Race (11 Laps) started at 14:00:00

AMENDED GRID - Car No.77 - Moved to Back of Grid

POLE POSITION

<b>2</b>	<b>1</b>	<b>1</b>
23 Ian MUNRO 1:02.881	91 Robbie DALGLEISH 1:02.814	
<b>4</b>	<b>3</b>	<b>2</b>
67 Mark GERAGHTY 1:03.204	11 Morgan MURRAY 1:03.065	
<b>6</b>	<b>5</b>	<b>3</b>
33 Dylan O'DONNELL 1:03.278	24 John DUNCAN 1:03.249	
<b>8</b>	<b>7</b>	<b>4</b>
8 Hannah CHAPMAN 1:03.533	4 Dominic WHEATLEY 1:03.519	
<b>10</b>	<b>9</b>	<b>5</b>
21 Ross WILKINSON 1:04.290	16 Craig DILLON 1:03.964	
<b>12</b>	<b>11</b>	<b>6</b>
95 Craig BLAKE 1:04.561	55 Adam KINDNESS 1:04.376	
<b>14</b>	<b>13</b>	<b>7</b>
50 Andrew BELL 1:04.711	96 Taelor SHAND 1:04.616	
<b>16</b>	<b>15</b>	<b>8</b>
34 Charlie MARTIN 1:04.985	25 Ashleigh MORRIS 1:04.713	
<b>18</b>	<b>17</b>	<b>9</b>
22 Michael WEDDELL 1:08.833	30 David LONG 1:05.528	
	<b>19</b>	<b>10</b>
	77 Chris BLACKHALL 1:04.950	

Clerk of the Course.

Orbits

Sig : Time :  
 Chief Timekeeper : Ian Sharp (SMART Timing)  
 Results available at [www.speedhive.com](http://www.speedhive.com) and [www.smart-timing.co.uk](http://www.smart-timing.co.uk)



# Race Results



Bulletin No. \_\_\_\_\_

## SMRC Season Finale

Sorted on Laps

Scottish Fiesta Championship

Knockhill 1.267 miles

Race 1 - 1st Race - Re-Start

08/10/2017 10:40

Race (11 Laps) started at 10:42:52

Pos	No.	Name	Make/Model	CC	Class Code	Laps	Total Tm	Diff	Best Tm	In Lap	2nd Best
1	24	Steven GRAY	Ford Fiesta ST	2000	Guest	11	11:36.112		1:02.559	4	1:02.631
2	50	Jim DEANS	Ford Fiesta ST	2000	Guest	11	11:40.032	3.920	1:02.825	6	1:02.874
3	18	Barry FARQUHARSON	Ford Fiesta ST	2000	ST	11	11:42.395	6.283	1:02.445	2	1:02.484
4	61	Peter CRUICKSHANK	Ford Fiesta ST	2000	ST	11	11:48.658	12.546	1:03.157	3	1:03.378
5	37	Russell MORGAN	Ford Fiesta ST	2000	ST	11	11:50.360	14.248	1:03.429	10	1:03.534
6	54	Nicholas FORSYTH	Ford Fiesta ST	2000	ST	11	12:01.060	24.948	1:04.694	8	1:04.703
7	32	Kristian LEITH	Ford Fiesta XR2	1600	XR	11	12:06.761	30.649	1:05.163	7	1:05.207
8	98	Gordon HASTON	Ford Fiesta ST	2000	Guest	11	12:13.296	37.184	1:05.232	10	1:05.363
9	33	Martin RAMSAY	Ford Fiesta XR2	1600	XR	11	12:19.426	43.314	1:06.140	7	1:06.274
10	64	Duncan FOX	Ford Fiesta XR2	1600	XRN	11	12:23.294	47.182	1:06.519	6	1:06.551
11	81	Graeme CUTHBERT	Ford Fiesta XR2	1600	XR	11	12:38.155	1:02.043	1:07.819	7	1:07.882
12	44	Robert KERR	Ford Fiesta XR2	1600	XRN	11	12:40.125	1:04.013	1:07.452	4	1:07.782

### Not classified

DNS	52	Dave COLVILLE	Ford Fiesta XR2	1600	XR			DNS		0	
DNS	2	Wayne MacCAULAY	Ford Fiesta ST	2000	ST			DNS		0	

### Announcements

RED FLAG after Leader completed 1 Lap, Race re-started over 11 Laps.  
Car No.18 - No working transponder - Please fix before 2nd Race.

Margin of Victory	Avg. Speed	Best Lap Tm	Best Speed	Best Lap by
3.920	72.071	1:02.445	73.038	18 - Barry FARQUHARSON

Clerk of the Course.

Orbits

Sig : Time :  
Chief Timekeeper : Ian Sharp (SMART Timing)

Results available at [www.speedhive.com](http://www.speedhive.com) and [www.smart-timing.co.uk](http://www.smart-timing.co.uk)

Printed: 09/10/2017 18:02:40





## SMRC Season Finale

### Scottish Fiesta Championship

Knockhill 1.267 miles

### Race 1 - 1st Race - Re-Start

08/10/2017 10:40

Race (11 Laps) started at 10:42:52

Lap	Time of Day	Lap Tm	S1	S2	S3	S3Spd	SFSpd	Lap	Time of Day	Lap Tm	S1	S2	S3	S3Spd	SFSpd
(24) Steven GRAY								8 10:51:39.060 <b>1:04.694</b> 21.020 24.394 19.280 90.198 79.700							
1	10:43:59.454			23.549	19.153	90.320	80.272	9	10:52:43.805	<b>1:04.745</b>	21.069	24.379	19.297	89.957	79.606
2	10:45:02.085	<b>1:02.631</b>	<b>20.149</b>	23.355	19.127	90.320	79.985	10	10:53:48.688	<b>1:04.883</b>	21.252	24.289	19.342	89.716	79.511
3	10:46:04.778	<b>1:02.693</b>	20.224	<b>23.368</b>	19.101	90.320	<b>80.368</b>	11	10:54:53.391	<b>1:04.703</b>	21.111	24.332	<b>19.260</b>	89.716	79.795
4	10:47:07.337	<b>1:02.559</b>	20.206	<b>23.236</b>	19.117	<b>90.442</b>	80.272	(32) Kristian LEITH							
5	10:48:10.234	<b>1:02.897</b>	20.178	23.500	19.219	90.442	79.890	1	10:44:04.148				20.092	83.885	73.342
6	10:49:12.882	<b>1:02.648</b>	20.252	23.362	<b>19.034</b>	90.442	79.985	2	10:45:09.713	<b>1:05.565</b>			19.960	84.839	74.399
7	10:50:15.769	<b>1:02.887</b>	20.323	23.461	19.103	89.836	79.890	3	10:46:15.199	<b>1:05.486</b>			19.889	84.839	74.399
8	10:51:18.546	<b>1:02.777</b>	20.179	23.442	19.156	90.442	79.700	4	10:47:20.980	<b>1:05.781</b>			19.828	84.518	74.234
9	10:52:21.828	<b>1:03.282</b>	20.379	23.576	19.327	90.077	79.795	5	10:48:26.187	<b>1:05.207</b>			<b>19.783</b>	85.054	73.989
10	10:53:24.964	<b>1:03.136</b>	20.263	23.657	19.216	90.198	79.795	6	10:49:31.630	<b>1:05.443</b>			19.831	84.625	<b>74.564</b>
11	10:54:28.443	<b>1:03.479</b>	20.476	23.653	19.350	90.320	79.985	7	10:50:36.793	<b>1:05.163</b>			19.825	<b>85.162</b>	73.422
(50) Jim DEANS								8 10:51:42.283 <b>1:05.490</b> 20.030 84.306 73.022							
1	10:44:00.334			23.861	<b>18.920</b>	90.442	79.511	9	10:52:48.124	<b>1:05.841</b>			19.978	83.571	73.422
2	10:45:03.561	<b>1:03.227</b>	20.452	23.613	19.162	<b>90.809</b>	79.323	10	10:53:53.614	<b>1:05.490</b>			19.933	83.157	73.342
3	10:46:06.708	<b>1:03.147</b>	20.590	23.431	19.126	90.077	79.417	11	10:54:59.092	<b>1:05.478</b>			19.984	83.675	72.943
4	10:47:09.634	<b>1:02.926</b>		19.049	90.442	79.985		(98) Gordon HASTON							
5	10:48:12.508	<b>1:02.874</b>		<b>23.394</b>	19.174	90.564	80.176	1	10:44:07.489			27.001	20.435	78.488	77.402
6	10:49:15.333	<b>1:02.825</b>		18.985	89.716	79.136		2	10:45:13.456	<b>1:05.967</b>	21.729	24.246	19.992	<b>89.002</b>	76.607
7	10:50:18.497	<b>1:03.164</b>	<b>20.401</b>	23.664	19.099	89.716	79.323	3	10:46:19.023	<b>1:05.567</b>	21.844	<b>24.058</b>	19.665	87.837	76.086
8	10:51:22.061	<b>1:03.564</b>		19.215	90.564	<b>80.272</b>		4	10:47:25.094	<b>1:06.071</b>	21.270	24.367	20.434	88.299	76.782
9	10:52:25.268	<b>1:03.207</b>		18.969	89.716	79.700		5	10:48:30.457	<b>1:05.363</b>	21.272	24.282	19.809	87.837	76.345
10	10:53:28.585	<b>1:03.317</b>	20.487	23.691	19.139	90.077	79.795	6	10:49:36.244	<b>1:05.787</b>	21.466	24.291	20.030	86.590	76.870
11	10:54:32.363	<b>1:03.778</b>	20.795	23.817	19.166	90.077	79.795	7	10:50:42.310	<b>1:06.066</b>	21.658	24.549	19.859	86.814	76.519
(18) Barry FARQUHARSON								8 10:51:48.465 <b>1:06.155</b> 21.337 24.575 20.243 87.380 76.432							
1	10:44:04.147							9	10:52:54.784	<b>1:06.319</b>	21.855	24.579	19.885	87.153	76.519
2	10:45:06.592	<b>1:02.445</b>						10	10:54:00.016	<b>1:05.232</b>	<b>21.021</b>	24.551	<b>19.660</b>	87.494	<b>77.491</b>
3	10:46:09.418	<b>1:02.826</b>						11	10:55:05.627	<b>1:05.611</b>	21.277	24.351	19.983	86.927	76.782
4	10:47:14.480	<b>1:05.062</b>						(33) Martin RAMSAY							
5	10:48:18.432	<b>1:03.952</b>						1	10:44:06.236			25.536	20.040	83.363	73.907
6	10:49:21.066	<b>1:02.634</b>						2	10:45:12.939	<b>1:06.703</b>	21.695	24.825	20.183	83.363	73.342
7	10:50:24.137	<b>1:03.071</b>						3	10:46:19.656	<b>1:06.717</b>	21.489	24.695	20.533	83.363	73.583
8	10:51:26.905	<b>1:02.768</b>						4	10:47:26.040	<b>1:06.384</b>	21.662	24.606	20.116	84.839	74.316
9	10:52:29.625	<b>1:02.720</b>						5	10:48:32.597	<b>1:06.557</b>	21.625	24.849	20.083	84.095	74.234
10	10:53:32.242	<b>1:02.617</b>						6	10:49:38.950	<b>1:06.353</b>	21.580	24.604	20.169	<b>84.946</b>	<b>74.564</b>
11	10:54:34.726	<b>1:02.484</b>						7	10:50:45.090	<b>1:06.140</b>	<b>21.471</b>	24.604	20.065	83.780	74.152
(61) Peter CRUICKSHANK								8 10:51:51.364 <b>1:06.274</b> 21.556 <b>24.510</b> 20.208 84.412 73.502							
1	10:44:01.488			24.021	19.388	<b>91.179</b>	79.890	9	10:52:58.071	<b>1:06.707</b>	21.673	24.819	20.215	84.095	73.989
2	10:45:04.950	<b>1:03.462</b>	20.739	<b>23.661</b>	19.062	90.686	80.176	10	10:54:04.707	<b>1:06.636</b>	21.744	24.884	<b>20.008</b>	83.260	74.564
3	10:46:08.107	<b>1:03.157</b>	20.499	23.673	<b>18.985</b>	90.198	80.176	11	10:55:11.757	<b>1:07.050</b>	21.954	24.909	20.187	83.675	74.070
4	10:47:13.450	<b>1:05.343</b>	20.476	23.737	21.130	90.442	78.305	(64) Duncan FOX							
5	10:48:16.922	<b>1:03.472</b>	20.704	23.720	19.048	88.767	79.985	1	10:44:08.509			25.969	21.536	82.240	72.864
6	10:49:20.758	<b>1:03.836</b>	20.537	24.094	19.205	90.320	<b>80.272</b>	2	10:45:15.089	<b>1:06.580</b>	21.751	24.671	20.158	<b>83.571</b>	73.907
7	10:50:24.136	<b>1:03.378</b>	<b>20.363</b>	23.786	19.229	89.239	79.417	3	10:46:21.782	<b>1:06.693</b>	21.779	<b>24.622</b>	20.292	83.571	73.583
8	10:51:30.166	<b>1:06.030</b>	21.087	25.392	19.551	80.166	79.323	4	10:47:28.567	<b>1:06.785</b>	21.892	24.634	20.259	83.363	73.745
9	10:52:33.810	<b>1:03.644</b>	20.720	23.697	19.227	89.836	79.417	5	10:48:35.426	<b>1:06.859</b>	21.793	24.966	20.100	83.054	73.826
10	10:53:37.196	<b>1:03.386</b>	20.484	23.783	19.119	88.649	80.272	6	10:49:41.945	<b>1:06.519</b>	21.641	24.808	20.070	83.157	<b>73.989</b>
11	10:54:40.989	<b>1:03.793</b>	20.551	23.928	19.314	89.239	79.417	7	10:50:48.585	<b>1:06.640</b>	21.653	24.895	20.092	82.951	73.664
(37) Russell MORGAN								8 10:51:55.655 <b>1:07.070</b> 21.864 25.047 20.159 82.849 73.502							
1	10:44:01.408			24.041	19.451	<b>90.198</b>	78.305	9	10:53:02.206	<b>1:06.551</b>	<b>21.583</b>	24.880	20.088	82.849	73.422
2	10:45:05.744	<b>1:04.336</b>	21.170	23.888	19.278	89.716	<b>78.950</b>	10	10:54:08.959	<b>1:06.753</b>	21.664	25.021	<b>20.068</b>	82.747	73.664
3	10:46:10.220	<b>1:04.476</b>	20.513	24.756	19.207	88.299	78.580	11	10:55:15.625	<b>1:06.666</b>	21.759	24.748	20.159	83.157	73.826
4	10:47:14.481	<b>1:04.261</b>	20.792	24.066	19.403	88.884	77.491	(81) Graeme CUTHBERT							
5	10:48:19.607	<b>1:05.126</b>	20.800	25.000	19.326	85.925	78.765	1	10:44:09.388			26.138	20.456	82.849	73.745
6	10:49:23.355	<b>1:03.748</b>	20.453	24.037	19.258	88.767	78.672	2	10:45:17.521	<b>1:08.133</b>	22.241	25.696	20.196	<b>83.675</b>	73.182
7	10:50:27.774	<b>1:04.419</b>	20.603	24.478	19.338	87.040	78.857	3	10:46:26.093	<b>1:08.572</b>	22.443	25.871	20.258	82.039	73.262
8	10:51:31.591	<b>1:03.817</b>	20.529	23.935	19.353	88.884	78.305	4	10:47:34.279	<b>1:08.186</b>	22.280	25.720	<b>20.186</b>	82.849	73.583
9	10:52:35.125	<b>1:03.534</b>	<b>20.421</b>	23.798	19.315	89.358	77.761	5	10:48:42.265	<b>1:07.986</b>	22.143	25.533	20.310	83.260	73.182
10	10:53:38.554	<b>1:03.429</b>	20.481	<b>23.770</b>	<b>19.178</b>	88.532	78.857	6	10:49:50.655	<b>1:08.390</b>	22.175	25.815	20.400	82.747	73.342
11	10:54:42.691	<b>1:04.137</b>	20.760	24.084	19.293	88.767	78.765	7	10:50:58.474	<b>1:07.819</b>	21.914	25.679	20.226	82.849	73.502
(54) Nicholas FORSYTH								8 10:52:06.760 <b>1:08.286</b> 22.059 25.709 20.518 81.639 73.182							
1	10:44:02.663			24.666	19.395	90.564	79.890	9	10:53:14.642	<b>1:07.882</b>	21.875	25.544	20.463	83.571	<b>73.989</b>
2	10:45:07.959	<b>1:05.296</b>	21.800	<b>24.235</b>	19.261	<b>91.055</b>	<b>80.272</b>	10	10:54:22.529	<b>1:07.887</b>	<b>21.767</b>	<b>25.497</b>	20.623	82.240	73.664
3	10:46:12.746	<b>1:04.787</b>	<b>20.984</b>	24.383	19.420	90.198	80.272	11	10:55:30.486	<b>1:07.957</b>	21.965	25.664	20.328	82.645	73.664
4	10:47:18.153	<b>1:05.407</b>	21.410	24.567	19.430	89.957	79.606	(44) Robert KERR							
5	10:48:23.654	<b>1:05.501</b>	21.622	24.380	19.499	90.198	79.985	1	10:44:11.500			27.969	21.323	74.481	71.467
6	10:49:29.024	<b>1:05.370</b>	21.265	24.576	19.529	89.477	79.606	2	10:45:20.017	<b>1:08.517</b>	22.412	25.487	20.618	81.739	71.467
7	10:50:34.366	<b>1:05.342</b>	21.406	24.454	19.482	89.596	79.985	3	10:46:27.847	<b>1:07.830</b>	22.114	25.261	20.455		





## SMRC Season Finale

Scottish Fiesta Championship

Knockhill 1.267 miles

Race 1 - 1st Race - Re-Start

08/10/2017 10:40

Race (11 Laps) started at 10:42:52

Lap	Time of Day	Lap Tm	S1	S2	S3	S3Spd	SFSpd	Lap	Time of Day	Lap Tm	S1	S2	S3	S3Spd	SFSpd
4	10:47:35.299	<b>1:07.452</b>	21.892	25.480	<b>20.080</b>	81.441	<b>72.706</b>								
5	10:48:43.081	<b>1:07.782</b>	<b>21.792</b>	25.541	20.449	81.441	72.392								
6	10:49:51.090	<b>1:08.009</b>	22.000	25.597	20.412	81.441	72.549								
7	10:50:59.036	<b>1:07.946</b>	22.041	25.522	20.383	80.658	72.470								
8	10:52:06.871	<b>1:07.835</b>	21.896	25.606	20.333	<b>82.951</b>	72.627								
9	10:53:14.895	<b>1:08.024</b>	22.344	<b>25.216</b>	20.464	82.849	72.627								
10	10:54:22.714	<b>1:07.819</b>	21.835	25.483	20.501	82.645	72.081								
11	10:55:32.456	<b>1:09.742</b>	22.350	26.733	20.659	75.572	71.696								

Clerk of the Course.

Orbits

Sig : Time :  
 Chief Timekeeper : Ian Sharp (SMART Timing)

Results available at [www.speedhive.com](http://www.speedhive.com) and [www.smart-timing.co.uk](http://www.smart-timing.co.uk)

Printed: 09/10/2017 18:02:51







## SMRC Season Finale

## Lapchart

Scottish Fiesta Championship

Knockhill 1.267 miles

Race 1 - 1st Race - Re-Start

08/10/2017 10:40

Race (11 Laps) started at 10:42:52

Competitors	Laps											
	1	2	3	4	5	6	7	8	9	10	11	
Steven GRAY (24)	1	24	24	24	24	24	24	24	24	24	24	24
Jim DEANS (50)	2	50	50	50	50	50	50	50	50	50	50	50
Russell MORGAN (37)	3	37	61	61	61	61	61	18	18	18	18	18
Peter CRUICKSHANK (61)	4	61	37	18	18	18	18	61	61	61	61	61
Nicholas FORSYTH (54)	5	54	18	37	37	37	37	37	37	37	37	37
Barry FARQUHARSON (18)	6	18	54	54	54	54	54	54	54	54	54	54
Kristian LEITH (32)	7	32	32	32	32	32	32	32	32	32	32	32
Martin RAMSAY (33)	8	33	33	98	98	98	98	98	98	98	98	98
Gordon HASTON (98)	9	98	98	33	33	33	33	33	33	33	33	33
Duncan FOX (64)	10	64	64	64	64	64	64	64	64	64	64	64
Graeme CUTHBERT (81)	11	81	81	81	81	81	81	81	81	81	81	81
Robert KERR (44)	12	44	44	44	44	44	44	44	44	44	44	44
-	13											
-	14											

Margin of Victory	Avg. Speed	Best Lap Tm	Best Speed	Best Lap by
3.920	72.071	1:02.445	73.038	18 - Barry FARQUHARSON

Clerk of the Course.

Orbits

Sig : Time :  
Chief Timekeeper : Ian Sharp (SMART Timing)

Results available at [www.speedhive.com](http://www.speedhive.com) and [www.smart-timing.co.uk](http://www.smart-timing.co.uk)

Printed: 09/10/2017 18:03:04





## SMRC Season Finale

Scottish Fiesta Championship

Knockhill 1.267 miles

Race 9 - 2nd Race

08/10/2017 14:50

Race (14 Laps) started at 14:45:09

POLE POSITION

2 50 Jim DEANS
4 61 Peter CRUICKSHANK
6 54 Nicholas FORSYTH
8 98 Gordon HASTON
10 64 Duncan FOX
12 44 Robert KERR
14 2 Wayne MacCAULAY

1 24 Steven GRAY
3 18 Barry FARQUHARSON
5 37 Russell MORGAN
7 32 Kristian LEITH
9 33 Martin RAMSAY
11 81 Graeme CUTHBERT
13 52 Dave COLVILLE

1  
2  
3  
4  
5  
6  
7

Clerk of the Course.

Sig :                      Time :  
Chief Timekeeper : Ian Sharp (SMART Timing)

Results available at [www.speedhive.com](http://www.speedhive.com) and [www.smart-timing.co.uk](http://www.smart-timing.co.uk)

Printed: 09/10/2017 18:03:22

Orbits





# Race Results



Bulletin No. \_\_\_\_\_

## SMRC Season Finale

Sorted on Laps

Scottish Legends Championship

Knockhill 1.267 miles

Race 2 - Heat 1 - AMENDED RESULT

08/10/2017 11:00

Race (8 Laps) started at 11:03:05

Pos	No.	Name	Make/Model	CC	Class Code	Laps	Total Tm	Diff	Best Tm	In Lap	2nd Best
1	37	Ivor GREENWOOD	Ford Coupe	1250	L	8	8:11.922		1:00.507	8	1:00.685
2	6	David HUNTER	Ford Coupe	1250	L	8	8:16.187	4.265	59.987	7	1:00.217
3	52	Stewart BLACK	Ford Coupe	1250	L	8	8:17.540	5.618	59.493	3	1:00.795
4	15	Steven McGILL	Ford Coupe	1250	L	8	8:18.900	6.978	1:00.859	7	1:01.075
5	71	Ryan McLEISH	Ford Coupe	1250	L	8	8:19.205	7.283	1:00.307	4	1:00.481
6	8	Jordan HODGSON	Ford Coupe	1250	LR	8	8:19.343	7.421	1:01.091	8	1:01.195
7	11	Paul O'BRIEN	Ford Coupe	1250	Guest	8	8:20.309	8.387	1:00.247	5	1:00.872
8	22	Ben MASON	Ford Coupe	1250	Guest	8	8:20.487	8.565	1:00.901	4	1:01.347
9	17	Billy WAIT	37 Ford	1250	L	8	8:21.273	9.351	1:01.017	8	1:01.305
10	26	Scott HYNDS	Ford Coupe	1250	L	8	8:23.435	11.513	1:01.225	7	1:01.286
11	16	John BUSHBY	Ford Coupe	1250	L	8	8:34.762	22.840	1:02.705	6	1:02.993
12	4	Colin McNEILL	Ford Coupe	1250	L	8	8:35.070	23.148	1:01.722	6	1:01.799
13	5	Michael PAXTON	Ford Coupe	1250	LR	8	8:37.336	25.414	1:02.219	4	1:02.308
14	44	Charles FRASER	Ford Coupe	1250	L	8	8:40.271	28.349	1:02.907	7	1:03.037
<b>Not classified</b>											
DNF	85	Mark BEATY	Ford Coupe	1250	L	7	7:16.227	DNF	1:01.379	6	1:01.428
DNF	33	Kieran BEATY	Ford Coupe	1250	L	4	4:23.477	DNF	1:01.155	3	1:01.596
DNF	38	Errico PALLAZZO	Ford Sedan	1250	Guest	3	3:45.926	DNF	1:02.060	2	1:06.417
DQ	1	John PATERSON	Ford Coupe	1250	L	8	8:12.236	DQ	59.365	7	59.384

### Announcements

13:59 AMENDED RESULT - Car No.1 excluded - C3.5.1 A & B Underweight

Margin of Victory	Avg. Speed	Best Lap Tm	Best Speed	Best Lap by
4.265	74.172	59.493	76.662	52 - Stewart BLACK

Clerk of the Course.

Orbits

Sig : Time :  
Chief Timekeeper : Ian Sharp (SMART Timing)

Results available at [www.speedhive.com](http://www.speedhive.com) and [www.smart-timing.co.uk](http://www.smart-timing.co.uk)

Printed: 09/10/2017 17:45:28



## SMRC Season Finale

### Scottish Legends Championship

Knockhill 1.267 miles

### Race 2 - Heat 1 - AMENDED RESULT

08/10/2017 11:00

### Race (8 Laps) started at 11:03:05

Lap	Time of Day	Lap Tm	S1	S2	S3	S3Spd	SFSpd	Lap	Time of Day	Lap Tm	S1	S2	S3	S3Spd	SFSpd
(37) Ivor GREENWOOD								3	11:06:18.449	<b>1:01.758</b>	19.844	23.636	18.278	97.117	90.442
1	11:04:10.300	<b>1:04.568</b>	22.787	23.608	18.173	97.967	<b>91.677</b>	4	11:07:19.350	<b>1:00.901</b>	<b>19.760</b>	22.785	18.356	98.688	91.055
2	11:05:11.839	<b>1:01.539</b>	20.075	23.276	18.188	<b>98.398</b>	91.552	5	11:08:20.840	<b>1:01.490</b>	20.006	23.078	18.406	97.117	90.686
3	11:06:12.723	<b>1:00.884</b>	19.743	23.189	17.952	98.254	90.932	6	11:09:22.562	<b>1:01.722</b>	20.521	23.228	<b>17.973</b>	98.398	90.932
4	11:07:13.552	<b>1:00.829</b>	19.629	23.226	17.974	97.257	91.179	7	11:10:24.499	<b>1:01.937</b>	21.173	<b>22.773</b>	17.991	96.419	89.716
5	11:08:15.054	<b>1:01.502</b>	19.754	23.186	18.562	97.967	91.427	8	11:11:25.846	<b>1:01.347</b>	20.200	22.906	18.241	95.868	88.183
6	11:09:16.089	<b>1:01.035</b>	19.795	23.101	18.139	98.254	91.303	(17) Billy WAIT							
7	11:10:16.774	<b>1:00.685</b>	19.526	23.186	17.973	97.399	91.427	1	11:04:14.128	<b>1:07.434</b>	24.716	24.199	18.519	96.281	88.884
8	11:11:17.281	<b>1:00.507</b>	<b>19.502</b>	<b>23.081</b>	<b>17.924</b>	97.967	91.179	2	11:05:16.833	<b>1:02.705</b>	20.526	23.641	18.538	96.558	<b>91.427</b>
(6) David HUNTER								3	11:06:19.487	<b>1:02.654</b>	20.272	23.470	18.912	<b>101.678</b>	89.239
1	11:04:16.542	<b>1:08.114</b>	25.202	24.653	18.259	100.460	92.562	4	11:07:21.170	<b>1:01.683</b>	20.543	23.062	<b>18.078</b>	100.914	90.564
2	11:05:17.595	<b>1:01.053</b>	20.217	22.945	17.891	<b>101.371</b>	<b>92.818</b>	5	11:08:22.475	<b>1:01.305</b>	19.876	23.197	18.232	98.398	89.002
3	11:06:19.555	<b>1:01.960</b>	20.452	23.115	18.393	99.714	92.054	6	11:09:24.070	<b>1:01.595</b>	19.921	23.490	18.184	98.398	89.477
4	11:07:19.805	<b>1:00.250</b>	19.650	22.724	<b>17.876</b>	99.566	91.928	7	11:10:25.615	<b>1:01.545</b>	19.998	23.347	18.200	99.863	89.716
5	11:08:20.472	<b>1:00.667</b>	19.929	22.679	18.059	100.762	91.055	8	11:11:26.632	<b>1:01.017</b>	<b>19.874</b>	<b>22.953</b>	18.190	98.979	86.590
6	11:09:21.342	<b>1:00.870</b>	19.881	22.890	18.099	97.682	89.957	(26) Scott HYNDS							
7	11:10:21.329	<b>59.987</b>	<b>19.224</b>	<b>22.604</b>	18.159	98.979	89.716	1	11:04:15.185	<b>1:07.526</b>					
8	11:11:21.546	<b>1:00.217</b>	19.329	22.844	18.044	98.254	89.358	2	11:05:17.386	<b>1:02.201</b>			18.445		<b>93.857</b>
(52) Stewart BLACK								3	11:06:21.180	<b>1:03.794</b>					86.146
1	11:04:12.441	<b>1:04.487</b>	22.758	23.550	18.179	<b>99.714</b>	<b>91.427</b>	4	11:07:23.241	<b>1:02.061</b>			18.383		83.054
2	11:05:13.440	<b>1:00.999</b>	19.771	23.171	18.057	95.459	89.596	5	11:08:24.868	<b>1:01.627</b>					88.649
3	11:06:12.933	<b>59.493</b>	<b>19.293</b>	<b>22.417</b>	<b>17.783</b>	99.419	91.427	6	11:09:26.154	<b>1:01.286</b>					92.435
4	11:07:14.096	<b>1:01.163</b>	19.608	23.379	18.176	98.111	89.002	7	11:10:27.379	<b>1:01.225</b>					92.054
5	11:08:15.281	<b>1:01.185</b>	19.494	23.054	18.637	99.272	91.427	8	11:11:28.794	<b>1:01.415</b>			<b>18.189</b>		92.435
6	11:09:16.503	<b>1:01.222</b>	19.944	23.188	18.090	98.688	90.564	(16) John BUSHBY							
7	11:10:17.298	<b>1:00.795</b>	19.478	23.137	18.180	97.682	91.303	1	11:04:17.315	<b>1:10.243</b>	26.158	25.323	18.762	93.726	<b>89.358</b>
8	11:11:22.899	<b>1:05.601</b>	19.894	26.009	19.698	92.690	74.897	2	11:05:20.523	<b>1:03.208</b>	20.709	23.959	18.540	94.919	87.952
(15) Steven McGILL								3	11:06:24.014	<b>1:03.491</b>	20.493	24.549	<b>18.449</b>	<b>95.868</b>	87.380
1	11:04:14.163	<b>1:05.907</b>	23.622	24.067	18.218	98.254	89.358	4	11:07:27.152	<b>1:03.138</b>	<b>20.012</b>	24.128	18.998	93.205	87.494
2	11:05:15.391	<b>1:01.228</b>	20.278	<b>22.902</b>	18.048	<b>99.419</b>	<b>91.552</b>	5	11:08:30.145	<b>1:02.993</b>	20.427	23.961	18.605	94.120	88.068
3	11:06:18.112	<b>1:02.721</b>	20.607	24.094	18.020	96.976	90.686	6	11:09:32.850	<b>1:02.705</b>	20.328	<b>23.812</b>	18.565	94.385	87.837
4	11:07:19.187	<b>1:01.075</b>	<b>19.566</b>	23.056	18.453	96.005	91.179	7	11:10:36.477	<b>1:03.627</b>	20.604	24.334	18.689	91.928	86.257
5	11:08:20.268	<b>1:01.081</b>	19.895	22.972	18.214	96.558	89.477	8	11:11:40.121	<b>1:03.644</b>	20.609	24.121	18.914	91.677	85.925
6	11:09:22.121	<b>1:01.853</b>	20.925	23.001	<b>17.927</b>	97.540	90.320	(4) Colin McNEILL							
7	11:10:22.980	<b>1:00.859</b>	19.673	22.995	18.191	96.558	89.239	1	11:04:19.747	<b>1:12.087</b>	28.307	25.061	18.719	97.540	89.002
8	11:11:24.259	<b>1:01.279</b>	19.869	22.995	18.415	96.697	89.239	2	11:05:21.717	<b>1:01.970</b>	20.277	23.405	18.288	97.540	89.957
(71) Ryan McLEISH								3	11:06:23.516	<b>1:01.799</b>	19.961	23.489	18.349	97.117	90.198
1	11:04:15.965	<b>1:08.534</b>	26.001	24.355	18.178	96.836	90.442	4	11:07:26.520	<b>1:03.004</b>	20.549	24.184	18.271	<b>98.111</b>	89.716
2	11:05:17.044	<b>1:01.079</b>	19.664	23.154	18.261	98.833	90.809	5	11:08:29.114	<b>1:02.594</b>	20.342	23.934	18.318	96.697	90.077
3	11:06:19.263	<b>1:02.219</b>	20.915	22.839	18.465	<b>100.762</b>	88.416	6	11:09:30.836	<b>1:01.722</b>	20.283	<b>23.396</b>	<b>18.043</b>	97.682	89.957
4	11:07:19.570	<b>1:00.307</b>	19.705	22.590	<b>18.012</b>	98.833	90.932	7	11:10:36.763	<b>1:05.927</b>	<b>19.778</b>	27.878	18.271	96.005	<b>91.427</b>
5	11:08:21.103	<b>1:01.533</b>	19.972	23.045	18.516	97.399	<b>91.802</b>	8	11:11:40.429	<b>1:03.666</b>	21.567	23.889	18.210	97.257	90.198
6	11:09:23.249	<b>1:02.146</b>	20.501	23.340	18.305	99.419	90.320	(5) Michael PAXTON							
7	11:10:24.083	<b>1:00.834</b>	20.100	22.695	18.039	98.398	90.077	1	11:04:14.816	<b>1:07.644</b>	24.529	24.645	18.470	<b>96.836</b>	<b>89.596</b>
8	11:11:24.564	<b>1:00.481</b>	<b>19.599</b>	<b>22.570</b>	18.312	97.540	89.596	2	11:05:22.497	<b>1:07.681</b>	25.906	23.533	<b>18.242</b>	96.281	89.358
(8) Jordan HODGSON								3	11:06:26.433	<b>1:03.936</b>	20.924	23.662	19.350	94.919	88.767
1	11:04:12.224	<b>1:06.081</b>	24.303	23.742	18.036	99.419	90.686	4	11:07:28.652	<b>1:02.219</b>	20.169	<b>23.462</b>	18.588	94.651	88.767
2	11:05:15.313	<b>1:03.089</b>	20.301	24.484	18.304	96.976	90.686	5	11:08:34.976	<b>1:06.324</b>	20.447	27.108	18.769	95.731	86.814
3	11:06:17.756	<b>1:02.443</b>	20.488	23.916	18.039	96.143	90.077	6	11:09:37.437	<b>1:02.461</b>	20.338	23.626	18.497	94.385	88.068
4	11:07:19.020	<b>1:01.264</b>	19.593	23.316	18.355	96.005	90.442	7	11:10:39.745	<b>1:02.308</b>	20.370	23.489	18.449	94.385	87.952
5	11:08:20.215	<b>1:01.195</b>	<b>19.588</b>	23.627	17.980	99.566	89.002	8	11:11:42.695	<b>1:02.950</b>	<b>20.127</b>	23.645	19.178	94.252	83.675
6	11:09:22.295	<b>1:02.080</b>	20.592	23.549	17.939	<b>100.310</b>	<b>92.181</b>	(44) Charles FRASER							
7	11:10:23.611	<b>1:01.316</b>	20.042	<b>23.181</b>	18.093	97.682	90.442	1	11:04:19.929	<b>1:03.086</b>			18.997	93.857	
8	11:11:24.702	<b>1:01.091</b>	19.803	23.376	<b>17.912</b>	97.257	90.320	2	11:05:23.521	<b>1:03.592</b>			<b>18.454</b>	<b>95.868</b>	88.416
(11) Paul O'BRIEN								3	11:06:27.549	<b>1:04.028</b>			19.750	86.702	
1	11:04:16.416	<b>1:07.902</b>	25.055	24.642	18.205	100.011	91.179	4	11:07:30.586	<b>1:03.037</b>			18.860	94.651	<b>90.442</b>
2	11:05:17.684	<b>1:01.268</b>	20.048	23.311	17.909	101.371	<b>93.988</b>	5	11:08:35.053	<b>1:04.467</b>				19.227	88.183
3	11:06:19.709	<b>1:02.025</b>	20.484	23.563	17.978	100.011	93.076	6	11:09:38.659	<b>1:03.606</b>				18.927	87.837
4	11:07:20.978	<b>1:01.269</b>	20.166	23.095	18.008	98.254	90.442	7	11:10:41.566	<b>1:02.907</b>				19.014	86.927
5	11:08:21.225	<b>1:00.247</b>	<b>19.585</b>	<b>22.871</b>	<b>17.791</b>	100.011	93.335	8	11:11:45.630	<b>1:04.064</b>			19.195		87.722
6	11:09:22.834	<b>1:01.609</b>	20.414	23.123	18.072	101.832	93.205	(85							

## SMRC Season Finale

Scottish Legends Championship

Knockhill 1.267 miles

Race 2 - Heat 1 - AMENDED RESULT

08/10/2017 11:00

Race (8 Laps) started at 11:03:05

Lap	Time of Day	Lap Tm	S1	S2	S3	S3Spd	SFSpd	Lap	Time of Day	Lap Tm	S1	S2	S3	S3Spd	SFSpd
7	11:10:21.586	1:01.468	19.725	23.093	18.650	95.595	90.198								
<b>(33) Kieran BEATY</b>															
1	11:04:24.156	1:17.989	35.892	23.607	18.490	96.697	89.358								
2	11:05:25.752	1:01.596	20.131	23.076	18.389	97.399	89.358								
3	11:06:26.907	1:01.155	20.012	22.986	18.157	98.833	90.809								
4	11:07:28.836	1:01.929	20.074	23.150	18.705	96.976	91.055								
<b>(38) Errico PALLAZZO</b>															
1	11:04:13.028	1:06.417	24.535	23.703	18.179	97.257	90.442								
2	11:05:15.088	1:02.060	19.825	23.863	18.372	96.143	90.320								
3	11:06:51.285	1:36.197	20.578	24.464	51.155	96.697	19.662								
<b>(1) John PATERSON</b>															
1	11:04:16.439	1:07.590	25.278	24.318	17.994	99.714	93.335								
2	11:05:16.911	1:00.472	19.655	22.940	17.877	102.768	93.595								
3	11:06:18.687	1:01.776	20.692	22.703	18.381	98.111	93.595								
4	11:07:18.541	59.854	19.213	22.861	17.780	100.611	91.427								
5	11:08:18.276	59.735	19.368	22.514	17.853	100.460	91.179								
6	11:09:17.660	59.384	19.213	22.508	17.663	98.979	91.552								
7	11:10:17.025	59.365	19.253	22.415	17.697	100.460	92.818								
8	11:11:17.595	1:00.570	19.917	22.584	18.069	101.371	80.176								

Clerk of the Course.

Sig : Time :  
Chief Timekeeper : Ian Sharp (SMART Timing)

Results available at [www.speedhive.com](http://www.speedhive.com) and [www.smart-timing.co.uk](http://www.smart-timing.co.uk)

Orbits





# Race Results



Bulletin No. \_\_\_\_\_

## SMRC Season Finale

## Lapchart

Scottish Legends Championship

Knockhill 1.267 miles

Race 2 - Heat 1 - AMENDED RESULT

08/10/2017 11:00

Race (8 Laps) started at 11:03:05

Competitors	Laps									
	0	1	2	3	4	5	6	7	8	
Ivor GREENWOOD (37)	1	37	37	37	37	37	37	37	37	37
Mark BEATY (85)	2	85	85	52	52	52	52	1	1	
Jordan HODGSON (8)	3	8	8	85	85	85	1	1	52	6
Kieran BEATY (33)	4	33	52	38	8	1	85	85	6	52
Errico PALLAZZO (38)	5	38	38	8	15	8	8	6	85	15
Billy WAIT (17)	6	17	17	15	22	15	15	15	15	71
John BUSHBY (16)	7	16	15	22	1	22	6	8	8	8
Michael PAXTON (5)	8	5	5	17	71	71	22	22	71	11
Ryan McLEISH (71)	9	71	22	1	17	6	71	11	22	22
Scott HYNDS (26)	10	26	26	71	6	11	11	71	11	17
Colin McNEILL (4)	11	4	71	26	11	17	17	17	17	26
Stewart BLACK (52)	12	52	11	6	26	26	26	26	26	16
Ben MASON (22)	13	22	1	11	4	4	4	4	16	4
Steven McGILL (15)	14	15	6	16	16	16	16	16	4	5
David HUNTER (6)	15	6	16	4	5	5	5	5	5	44
Paul O'BRIEN (11)	16	11	4	5	33	33	44	44	44	
John PATERSON (1)	17	1	44	44	44	44				
Charles FRASER (44)	18	44	33	33	38					

Margin of Victory	Avg. Speed	Best Lap Tm	Best Speed	Best Lap by
4.265	74.172	59.493	76.662	52 - Stewart BLACK

Clerk of the Course.

Orbits

Sig : Time :  
Chief Timekeeper : Ian Sharp (SMART Timing)

Results available at [www.speedhive.com](http://www.speedhive.com) and [www.smart-timing.co.uk](http://www.smart-timing.co.uk)

Printed: 09/10/2017 17:46:29







# Race Results



Bulletin No. \_\_\_\_\_

## SMRC Season Finale

Sorted on Laps

Scottish Classics Championship

Knockhill 1.267 miles

Race 3 - 1st Race - AMENDED RESULT

08/10/2017 11:25

Race (12 Laps) started at 11:23:03

Pos	No.	Name	Make/Model	CC	Class Code	Laps	Total Tm	Diff	Best Tm	In Lap	2nd Best
1	77	Tommy GILMARTIN	Morgan +8	3900	CE	12	11:37.350		56.849	3	57.170
2	33	Alastair BAPTIE	MGB GT V8	3900	CE	12	11:39.345	1.995	56.977	4	57.314
3	39	Harry SIMPSON	Ginetta G4R	1851	CG	12	11:49.710	12.360	57.916	3	58.203
4	73	Andrew SMITH	Morgan +8	3900	Guest	12	12:01.793	24.443	58.724	4	58.762
5	49	Raymond BOYD	Porsche 911	2998	CD	12	12:02.431	25.081	59.513	6	59.652
6	57	Bruce MITCHELL	Lotus Europa TC	1760	CB	12	12:15.322	37.972	59.382	3	59.445
7	8	Max HORNE	Escort Mk1	1598	CB	11	11:42.175	1 Lap	1:02.469	10	1:02.515
8	21	Jimmy CROW	Ford Escort	2000	CB	11	11:42.857	1 Lap	1:02.198	4	1:02.348
9	35	Ian BLACKLIN	Ford Capri	3000	CD	11	11:43.514	1 Lap	1:02.131	9	1:02.823
10	27	Mario FERRARI	Alfa Sprint Trofeo	1498	CA	11	11:45.502	1 Lap	1:02.489	9	1:02.617

### Not classified

DNF	6	George LEITCH	Ford Fiesta	1400	CB	6	6:26.426	DNF	1:01.795	6	1:02.178
DNF	62	Michael LONGSTAFFE	MG Midget	1380	CA	1	1:45.374	DNF		0	
DNS	20	William CONWAY	Mini Clubman GT	1380	CA			DNS		0	

### Announcements

New Track Record (56.849) for SMRC Classic S/S (E) by Tommy GILMARTIN.

New Track Record (59.382) for SMRC Classic S/S (B) by Bruce MITCHELL.

AMENDED RESULT 21:55 13/10/17 - Car No.33 re-classified to Class E.

Margin of Victory	Avg. Speed	Best Lap Tm	Best Speed	Best Lap by
1.995	78.483	56.849	80.227	77 - Tommy GILMARTIN

Clerk of the Course.

Orbits

Sig : Time :  
 Chief Timekeeper : Ian Sharp (SMART Timing)  
 Results available at [www.speedhive.com](http://www.speedhive.com) and [www.smart-timing.co.uk](http://www.smart-timing.co.uk)





# SMRC Season Finale

## Scottish Classics Championship

Knockhill 1.267 miles

### Race 3 - 1st Race

08/10/2017 11:25

### Race (12 Laps) started at 11:23:03

Lap	Time of Day	Lap Tm	S1	S2	S3	S3Spd	SFSpd
<b>(77) Tommy GILMARTIN</b>							
1	11:24:05.810			23.037	16.924	111.290	100.161
2	11:25:03.333	<b>57.523</b>	18.693	22.097	16.733	112.786	102.142
3	11:26:00.182	<b>56.849</b>	<b>18.335</b>	<b>21.878</b>	16.636	114.323	103.084
4	11:26:57.364	<b>57.182</b>	18.581	21.964	16.637	114.714	103.721
5	11:27:54.534	<b>57.170</b>	18.560	22.072	<b>16.538</b>	113.357	103.721
6	11:28:52.113	<b>57.579</b>	18.731	22.186	16.662	<b>114.910</b>	105.184
7	11:29:49.694	<b>57.581</b>	18.501	22.210	16.870	114.323	104.043
8	11:30:47.519	<b>57.825</b>	18.596	22.344	16.885	114.129	103.402
9	11:31:45.785	<b>58.266</b>	18.758	22.337	17.171	114.518	102.926
10	11:32:43.978	<b>58.193</b>	18.803	22.395	16.995	114.518	<b>105.349</b>
11	11:33:41.887	<b>57.909</b>	18.746	21.944	17.219	112.033	104.043
12	11:34:40.970	<b>59.083</b>	19.783	22.466	16.834	114.910	101.524

Lap	Time of Day	Lap Tm	S1	S2	S3	S3Spd	SFSpd
<b>(33) Alastair BAPTIE</b>							
1	11:24:06.425			23.182	17.053	111.846	102.142
2	11:25:03.869	<b>57.444</b>	18.660	22.056	<b>16.728</b>	113.357	<b>105.681</b>
3	11:26:01.205	<b>57.336</b>	18.639	<b>21.570</b>	17.127	114.910	100.310
4	11:26:58.182	<b>56.977</b>	18.486	21.691	16.800	113.357	104.529
5	11:27:55.496	<b>57.314</b>	<b>18.321</b>	21.804	17.189	114.910	99.863
6	11:28:52.971	<b>57.475</b>	18.548	21.831	17.096	<b>115.107</b>	102.926
7	11:29:51.530	<b>58.559</b>	18.924	22.417	17.218	114.323	102.611
8	11:30:49.291	<b>57.761</b>	18.575	22.027	17.159	113.742	102.298
9	11:31:47.438	<b>58.147</b>	18.911	22.120	17.116	112.597	102.768
10	11:32:45.792	<b>58.354</b>	18.788	22.435	17.131	112.597	102.926
11	11:33:43.718	<b>57.926</b>	18.709	22.246	16.971	112.408	104.043
12	11:34:42.965	<b>59.247</b>	19.567	22.597	17.083	111.846	103.084

Lap	Time of Day	Lap Tm	S1	S2	S3	S3Spd	SFSpd
<b>(39) Harry SIMPSON</b>							
1	11:24:08.124			23.027	17.833	<b>106.183</b>	94.385
2	11:25:08.243	<b>1:00.119</b>	19.754	23.084	17.281	105.515	97.682
3	11:26:06.159	<b>57.916</b>	<b>18.760</b>	<b>22.092</b>	17.064	105.349	97.399
4	11:27:04.362	<b>58.203</b>	18.903	22.249	17.051	105.844	97.540
5	11:28:02.613	<b>58.251</b>	18.857	22.259	17.135	105.848	97.540
6	11:29:00.852	<b>58.239</b>	18.964	22.191	17.084	105.848	97.399
7	11:29:59.200	<b>58.348</b>	19.077	22.350	<b>16.921</b>	106.015	<b>97.967</b>
8	11:30:58.012	<b>58.812</b>	19.399	22.402	17.011	106.015	97.682
9	11:31:56.590	<b>58.578</b>	19.087	22.350	17.141	105.515	97.682
10	11:32:56.048	<b>59.458</b>	19.396	22.723	17.339	104.856	97.682
11	11:33:54.485	<b>58.437</b>	18.932	22.219	17.286	105.349	97.399
12	11:34:53.330	<b>58.845</b>	19.084	22.587	17.174	105.349	95.323

Lap	Time of Day	Lap Tm	S1	S2	S3	S3Spd	SFSpd
<b>(73) Andrew SMITH</b>							
1	11:24:09.629			23.319	17.547	109.118	100.161
2	11:25:11.555	<b>1:01.926</b>	20.502	23.739	17.685	109.296	99.566
3	11:26:11.619	<b>1:00.064</b>	19.697	23.051	17.316	110.739	101.678
4	11:27:10.343	<b>58.724</b>	19.130	22.422	<b>17.172</b>	111.474	100.460
5	11:28:10.270	<b>59.927</b>	20.185	22.527	17.215	<b>112.220</b>	101.524
6	11:29:09.664	<b>59.394</b>	19.460	22.642	17.292	110.374	101.678
7	11:30:08.440	<b>58.776</b>	19.020	<b>22.258</b>	17.498	110.922	100.310
8	11:31:07.202	<b>58.762</b>	<b>19.967</b>	22.531	17.264	111.290	<b>102.768</b>
9	11:32:07.366	<b>1:00.164</b>	19.686	22.775	17.703	110.193	100.310
10	11:33:06.982	<b>59.616</b>	19.607	22.562	17.447	110.739	100.161
11	11:34:06.354	<b>59.372</b>	19.727	22.402	17.243	111.846	101.678
12	11:35:05.413	<b>59.059</b>	19.238	22.393	17.428	110.922	96.976

Lap	Time of Day	Lap Tm	S1	S2	S3	S3Spd	SFSpd
<b>(49) Raymond BOYD</b>							
1	11:24:07.876			23.134	17.874	104.692	95.188
2	11:25:08.452	<b>1:00.576</b>	19.753	23.096	17.727	104.529	94.919
3	11:26:08.337	<b>59.885</b>	19.486	22.686	17.713	104.692	<b>95.731</b>
4	11:27:08.130	<b>59.793</b>	19.424	22.683	17.686	104.856	95.053
5	11:28:07.953	<b>59.823</b>	19.304	22.738	17.781	104.692	94.518
6	11:29:07.466	<b>59.513</b>	19.303	22.662	17.548	105.515	95.188
7	11:30:07.255	<b>59.789</b>	<b>19.292</b>	22.622	17.875	105.184	94.385
8	11:31:07.152	<b>59.897</b>	19.322	22.576	17.999	104.529	94.518
9	11:32:07.058	<b>59.906</b>	19.393	22.765	17.748	104.856	94.785
10	11:33:06.721	<b>59.663</b>	19.453	22.657	17.553	104.856	95.595
11	11:34:06.399	<b>59.678</b>	19.413	22.624	17.641	104.204	95.053
12	11:35:06.051	<b>59.652</b>	19.628	<b>22.492</b>	<b>17.532</b>	<b>106.520</b>	94.518

Lap	Time of Day	Lap Tm	S1	S2	S3	S3Spd	SFSpd
<b>(57) Bruce MITCHELL</b>							
1	11:24:09.270			23.390	17.852	101.832	92.690
2	11:25:10.864	<b>1:01.594</b>	20.856	23.226	17.512	102.298	93.465

Lap	Time of Day	Lap Tm	S1	S2	S3	S3Spd	SFSpd
3	11:26:10.246	<b>59.382</b>	<b>19.479</b>	<b>22.452</b>	17.451	102.298	93.595
4	11:27:09.740	<b>59.494</b>	19.553	22.527	17.414	102.454	93.595
5	11:28:10.254	<b>1:00.514</b>	20.221	22.690	17.603	102.611	93.205
6	11:29:10.480	<b>1:00.226</b>	19.991	22.784	17.451	<b>103.721</b>	<b>94.120</b>
7	11:30:18.923	<b>1:08.443</b>	27.611	23.220	17.612	101.832	93.076
8	11:31:19.355	<b>1:00.432</b>	19.818	23.000	17.614	101.987	92.054
9	11:32:19.355	<b>1:00.000</b>	19.681	22.736	17.583	102.454	93.076
10	11:33:19.104	<b>59.749</b>	19.743	22.650	17.356	102.454	92.435
11	11:34:18.549	<b>59.445</b>	19.520	22.646	<b>17.279</b>	102.298	93.076
12	11:35:18.942	<b>1:00.393</b>	19.749	22.895	17.749	101.678	88.649

Lap	Time of Day	Lap Tm	S1	S2	S3	S3Spd	SFSpd
<b>(8) Max HORNE</b>							
1	11:24:11.723				24.177	18.221	98.688
2	11:25:14.886	<b>1:03.163</b>				18.156	<b>99.125</b>
3	11:26:18.039	<b>1:03.153</b>	20.261	24.601	18.291	97.540	89.716
4	11:27:20.710	<b>1:02.671</b>	20.409	<b>23.997</b>	18.265	97.682	89.836
5	11:28:23.523	<b>1:02.813</b>	20.368	24.166	18.279	97.540	89.716
6	11:29:26.038	<b>1:02.515</b>	20.230	24.068	18.217	98.254	<b>90.198</b>
7	11:30:30.092	<b>1:04.054</b>	20.497	25.276	18.281	96.143	89.836
8	11:31:35.136	<b>1:05.044</b>	21.885	25.012	18.147	97.824	89.716
9	11:32:37.721	<b>1:02.585</b>	20.197	24.134	18.254	97.540	89.836
10	11:33:40.190	<b>1:02.469</b>	<b>19.996</b>	24.349	<b>18.124</b>	97.399	89.836
11	11:34:45.795	<b>1:05.605</b>	22.197	24.826	18.582	98.398	89.002

Lap	Time of Day	Lap Tm	S1	S2	S3	S3Spd	SFSpd
<b>(21) Jimmy CROW</b>							
1	11:24:14.216				24.867	18.798	96.976
2	11:25:16.564	<b>1:02.348</b>	20.023	23.953	18.372	97.257	88.299
3	11:26:19.321	<b>1:02.757</b>	20.196	23.977	18.584	<b>97.682</b>	87.266
4	11:27:21.519	<b>1:02.198</b>	20.183	<b>23.914</b>	18.101	96.558	<b>88.532</b>
5	11:28:24.281	<b>1:02.762</b>	19.927	24.298	18.537	96.836	87.952
6	11:29:26.791	<b>1:02.510</b>	<b>19.855</b>	24.236	18.419	96.697	87.952
7	11:30:29.396	<b>1:02.605</b>	20.263	24.171	18.171	94.252	87.952
8	11:31:35.692	<b>1:06.296</b>	21.845	25.732	18.719	90.320	88.532
9	11:32:38.503	<b>1:02.811</b>	20.149	24.086	18.576	96.836	87.608
10	11:33:41.043	<b>1:02.540</b>	19.879	24.149	18.512	95.868	87.722
11	11:34:46.477	<b>1:05.434</b>	22.233	25.116	<b>18.085</b>	96.143	88.532

Lap	Time of Day	Lap Tm	S1	S2	S3	S3Spd	SFSpd
<b>(35) Ian BLACKLIN</b>							
1	11:24:13.192				18.474	98.111	86.146
2	11:25:16.015	<b>1:02.823</b>			18.612	<b>99.125</b>	85.925
3	11:26:19.390	<b>1:03.375</b>			18.961	97.967	<b>87.266</b>
4	11:27:22.951	<b>1:03.561</b>			18.448	97.967	86.368
5	11:28:28.577	<b>1:05.626</b>			18.925	98.833	86.257
6	11:29:31.476	<b>1:02.899</b>			18.716	98.833	86.702
7	11:30:34.408	<b>1:02.932</b>			18.470	98.543	87.266
8	11:31:37.525	<b>1:03.117</b>			18.391	98.111	87.153
9	11:32:39.656	<b>1:02.131</b>			<b>18.382</b>	98.688	87.040
10	11:33:43.166	<b>1:03.510</b>			19.134	97.682	87.040
11	11:34:47.134	<b>1:03.968</b>			18.485	98.398	84.946

Lap	Time of Day	Lap Tm	S1	S2	S3	S3Spd	SFSpd
<b>(27) Mario FERRARI</b>							
1	11:24:16.545				25.		



# Race Results



Bulletin No. \_\_\_\_\_

## SMRC Season Finale

Lapchart


Scottish Classics Championship

Knockhill 1.267 miles

Race 3 - 1st Race

08/10/2017 11:25

Race (12 Laps) started at 11:23:03



Competitors	Laps											
	1	2	3	4	5	6	7	8	9	10	11	12
Tommy GILMARTIN (77)	1	77	77	77	77	77	77	77	77	77	77	77
Alastair BAPTIE (33)	2	33	33	33	33	33	33	33	33	33	33	33
Raymond BOYD (49)	3	49	39	39	39	39	39	39	39	39	39	39
Harry SIMPSON (39)	4	39	49	49	49	49	49	49	49	49	73	73
Bruce MITCHELL (57)	5	57	57	57	57	57	73	73	73	73	49	49
Andrew SMITH (73)	6	73	73	73	73	73	57	57	57	57	57	57
Max HORNE (8)	7	8	8	8	8	8	21	8	8	8	8	8
Ian BLACKLIN (35)	8	35	35	21	21	21	21	8	21	21	21	21
Jimmy CROW (21)	9	21	21	35	35	6	6	35	35	35	35	35
George LEITCH (6)	10	6	6	6	6	35	35	27	27	27	27	27
Mario FERRARI (27)	11	27	27	27	27	27	27					
Michael LONGSTAFFE (62)	12	62										
-	13											

Margin of Victory	Avg. Speed	Best Lap Tm	Best Speed	Best Lap by
1.995	78.483	56.849	80.227	77 - Tommy GILMARTIN

Clerk of the Course.

Orbits

Sig : Time :  
Chief Timekeeper : Ian Sharp (SMART Timing)

Results available at [www.speedhive.com](http://www.speedhive.com) and [www.smart-timing.co.uk](http://www.smart-timing.co.uk)

Printed: 09/10/2017 17:56:48





## SMRC Season Finale

Scottish Classics Championship

Knockhill 1.267 miles

Race 10 - 2nd Race

08/10/2017 15:15

Race (12 Laps) started at 15:11:20

POLE POSITION

**2**  
33 Alastair BAPTIE

**4**  
73 Andrew SMITH

**6**  
57 Bruce MITCHELL

**8**  
21 Jimmy CROW

**10**  
27 Mario FERRARI

**12**  
62 Michael LONGSTAFFE

**1**  
77 Tommy GILMARTIN

**3**  
39 Harry SIMPSON

**5**  
49 Raymond BOYD

**7**  
8 Max HORNE

**9**  
35 Ian BLACKLIN

**11**  
6 George LEITCH

**13**  
20 William CONWAY

1  
2  
3  
4  
5  
6  
7

Clerk of the Course.

Sig : Time :

Chief Timekeeper : Ian Sharp (SMART Timing)

Results available at [www.speedhive.com](http://www.speedhive.com) and [www.smart-timing.co.uk](http://www.smart-timing.co.uk)

Printed: 09/10/2017 17:57:07

Orbits



# Race Results



Bulletin No. \_\_\_\_\_

## SMRC Season Finale

Sorted on Laps

Scottish BMW Championship

Knockhill 1.267 miles

Race 4 - 1st Race

08/10/2017 11:50

Race (12 Laps) started at 11:45:36

Pos	No.	Name	Make/Model	CC	Class Code	Laps	Total Tm	Diff	Best Tm	In Lap	2nd Best
1	28	Ally SMITH	BMW Compact	1900	BMWCN	12	12:37.476		1:02.273	5	1:02.403
2	23	David McNAUGHTON	BMW Compact	1900	BMWCC	12	12:37.900	0.424	1:02.313	10	1:02.511
3	1	Gary CLARK	BMW Compact	1900	BMWCC	12	12:40.151	2.675	1:02.422	10	1:02.535
4	14	Lee ELRICK	BMW Compact	1900	BMWCC	12	12:41.651	4.175	1:02.596	5	1:02.674
5	62	Liam McGILL	BMW Compact	1900	BMWCN	12	12:46.989	9.513	1:03.068	10	1:03.084
6	97	Greig SUTHERLAND	BMW Compact	1900	BMWCC	12	12:47.349	9.873	1:02.959	11	1:02.973
7	72	Cliff HARPER	BMW Compact	1900	BMWCC	12	12:49.436	11.960	1:03.138	9	1:03.364
8	7	Steven KING	BMW Compact	1900	BMWCC	12	13:09.010	31.534	1:04.590	6	1:04.821
9	81	Douglas SIMPSON	BMW Compact	1900	BMWCC	12	13:11.790	34.314	1:03.301	9	1:03.615
10	77	Ashleigh MORRIS	BMW Compact	1900	BMWCC	12	13:12.222	34.746	1:04.438	12	1:04.672
11	10	Jake HUTCHISON	BMW Compact	1900	BMWCN	10	13:00.400	2 Laps	1:04.204	9	1:04.458

### Announcements

New Track Record (1:02.273) for SMRC BMW Compact (N) by Ally SMITH.

Margin of Victory	Avg. Speed	Best Lap Tm	Best Speed	Best Lap by
0.424	72.253	1:02.273	73.239	28 - Ally SMITH

Clerk of the Course.

Orbits

Sig : Time :

Chief Timekeeper : Ian Sharp (SMART Timing)

Results available at [www.speedhive.com](http://www.speedhive.com) and [www.smart-timing.co.uk](http://www.smart-timing.co.uk)

Printed: 09/10/2017 17:59:45





## SMRC Season Finale

### Scottish BMW Championship

Knockhill 1.267 miles

### Race 4 - 1st Race

08/10/2017 11:50

### Race (12 Laps) started at 11:45:36

Lap	Time of Day	Lap Tm	S1	S2	S3	S3Spd	SFSpd
(28) Ally SMITH							
1	11:46:44.217				19.346	91.303	79.606
2	11:47:47.318	1:03.101			19.252	92.690	79.700
3	11:48:50.258	1:02.940			19.292	91.552	80.272
4	11:49:53.191	1:02.933			19.008	92.054	80.368
5	11:50:55.464	1:02.273			19.083	92.562	80.561
6	11:51:58.518	1:03.054			19.240	89.716	79.890
7	11:53:01.314	1:02.796			19.155	90.932	79.890
8	11:54:03.895	1:02.581			19.153	90.809	80.176
9	11:55:06.302	1:02.407			19.126	91.055	79.890
10	11:56:08.936	1:02.634			19.136	90.932	80.081
11	11:57:11.536	1:02.600			19.110	91.677	80.465
12	11:58:13.939	1:02.403			19.156	90.809	79.890

Lap	Time of Day	Lap Tm	S1	S2	S3	S3Spd	SFSpd
(23) David McNAUGHTON							
1	11:46:43.237		23.695	19.104	89.836	79.985	
2	11:47:46.192	1:02.955	20.348	23.526	19.081	90.442	79.795
3	11:48:49.187	1:02.995	20.299	23.564	19.132	90.564	79.890
4	11:49:52.231	1:03.044	20.154	23.713	19.177	90.198	79.890
5	11:50:55.135	1:02.904	20.111	23.458	19.335	90.320	79.985
6	11:51:58.935	1:03.800	20.215	24.198	19.387	89.239	79.890
7	11:53:01.739	1:02.804	20.040	23.351	19.413	90.932	79.985
8	11:54:04.355	1:02.616	20.131	23.416	19.069	90.686	80.368
9	11:55:06.866	1:02.511	20.002	23.376	19.133	90.932	79.985
10	11:56:09.179	1:02.313	20.006	23.323	18.984	91.303	79.985
11	11:57:11.826	1:02.647	20.131	23.307	19.209	91.427	81.048
12	11:58:14.363	1:02.537	20.131	23.211	19.195	90.932	79.606

Lap	Time of Day	Lap Tm	S1	S2	S3	S3Spd	SFSpd
(1) Gary CLARK							
1	11:46:44.844			23.702	19.343	91.677	80.081
2	11:47:48.139	1:03.295	20.563	23.502	19.230	91.303	80.272
3	11:48:51.101	1:02.962	20.219	23.606	19.137	91.179	80.081
4	11:49:54.179	1:03.078	20.341	23.377	19.360	92.818	79.985
5	11:50:56.748	1:02.569	20.163	23.248	19.158	92.054	80.081
6	11:51:59.820	1:03.072	20.298	23.387	19.387	92.181	80.368
7	11:53:03.522	1:03.702	20.454	23.882	19.366	89.716	80.176
8	11:54:06.348	1:02.826	20.132	23.497	19.197	90.077	80.465
9	11:55:08.994	1:02.646	20.081	23.347	19.218	90.809	79.985
10	11:56:11.416	1:02.422	20.160	23.233	19.029	91.303	80.368
11	11:57:14.079	1:02.663	20.154	23.493	19.016	90.564	80.368
12	11:58:16.614	1:02.535	20.155	23.383	18.997	91.928	79.795

Lap	Time of Day	Lap Tm	S1	S2	S3	S3Spd	SFSpd
(14) Lee ELRICK							
1	11:46:43.900			23.803	19.296	90.686	80.272
2	11:47:46.990	1:03.090	20.442	23.455	19.193	91.427	80.950
3	11:48:50.026	1:03.036	20.329	23.418	19.289	91.802	80.561
4	11:49:53.642	1:03.616	20.995	23.460	19.161	91.802	81.048
5	11:50:56.238	1:02.596	20.215	23.240	19.141	91.928	81.639
6	11:51:59.527	1:03.289	20.309	23.594	19.386	91.552	80.176
7	11:53:03.690	1:04.163	20.557	24.037	19.569	88.299	80.755
8	11:54:06.856	1:03.166	20.461	23.595	19.110	90.198	81.639
9	11:55:09.725	1:02.869	20.267	23.354	19.248	91.928	80.755
10	11:56:12.404	1:02.679	20.243	23.334	19.102	91.802	81.343
11	11:57:15.078	1:02.674	20.260	23.270	19.144	91.427	81.441
12	11:58:18.114	1:03.036	20.218	23.523	19.295	91.677	79.606

Lap	Time of Day	Lap Tm	S1	S2	S3	S3Spd	SFSpd
(62) Liam McGILL							
1	11:46:46.640				19.696	88.416	78.305
2	11:47:49.890	1:03.250			19.335	90.442	79.511
3	11:48:53.510	1:03.620			19.322	90.320	78.950
4	11:49:56.768	1:03.258			19.294	90.809	79.136
5	11:51:00.492	1:03.724			19.560	89.239	78.305
6	11:52:04.064	1:03.572			19.455	89.836	78.857
7	11:53:07.275	1:03.211			19.450	89.358	78.672
8	11:54:10.637	1:03.362			19.518	90.320	78.950
9	11:55:13.721	1:03.084			19.296	89.716	79.043
10	11:56:16.789	1:03.068			19.313	90.198	78.765
11	11:57:19.980	1:03.191			19.352	89.596	78.950
12	11:58:23.452	1:03.472			19.430	89.716	78.950

Lap	Time of Day	Lap Tm	S1	S2	S3	S3Spd	SFSpd
(97) Greig SUTHERLAND							
1	11:46:48.384		25.484	20.137	84.946	77.581	
2	11:47:51.735	1:03.351	20.415	23.601	19.335	88.884	78.397

Lap	Time of Day	Lap Tm	S1	S2	S3	S3Spd	SFSpd
3	11:48:55.051	1:03.316	20.351	23.594	19.371	89.239	78.580
4	11:49:58.193	1:03.142	20.380	23.389	19.373	89.120	78.397
5	11:51:01.235	1:03.042	20.270	23.508	19.264	89.358	78.488
6	11:52:04.912	1:03.677	20.319	23.889	19.469	89.239	78.397
7	11:53:08.455	1:03.543	20.293	23.909	19.341	87.608	78.214
8	11:54:11.677	1:03.222	20.387	23.481	19.354	88.884	78.214
9	11:55:14.809	1:03.132	20.337	23.292	19.503	89.239	77.851
10	11:56:17.782	1:02.973	20.210	23.324	19.439	89.002	78.305
11	11:57:20.741	1:02.959	20.303	23.291	19.365	88.884	78.032
12	11:58:23.812	1:03.071	20.386	23.394	19.291	89.120	78.765

Lap	Time of Day	Lap Tm	S1	S2	S3	S3Spd	SFSpd
(72) Cliff HARPER							
1	11:46:45.764			24.207	19.412	90.077	79.230
2	11:47:49.528	1:03.764	20.540	23.940	19.284	90.932	79.985
3	11:48:53.003	1:03.475	20.445	23.792	19.238	90.932	79.985
4	11:49:56.367	1:03.364	20.307	23.751	19.306	91.055	79.795
5	11:51:00.600	1:04.233	20.329	24.459	19.445	90.320	76.870
6	11:52:04.367	1:03.767	20.618	23.892	19.257	91.303	79.890
7	11:53:08.832	1:04.465	20.467	24.572	19.426	89.477	79.511
8	11:54:12.286	1:03.454	20.391	23.560	19.503	91.303	79.890
9	11:55:15.424	1:03.138	20.255	23.602	19.281	91.427	79.606
10	11:56:18.831	1:03.407	20.390	23.681	19.336	90.932	79.795
11	11:57:22.414	1:03.583	20.513	23.732	19.338	90.809	79.417
12	11:58:25.899	1:03.485	20.410	23.726	19.349	90.932	78.765

Lap	Time of Day	Lap Tm	S1	S2	S3	S3Spd	SFSpd
(7) Steven KING							
1	11:46:49.398			25.042	20.108	87.952	78.950
2	11:47:55.403	1:06.005	21.788	24.444	19.773	88.649	79.136
3	11:49:00.863	1:05.460	21.308	24.429	19.723	88.649	79.417
4	11:50:06.103	1:05.240	21.266	24.244	19.730	89.120	79.230
5	11:51:11.090	1:04.987	21.076	24.170	19.741	89.120	78.857
6	11:52:15.680	1:04.590	20.844	24.272	19.474	89.002	79.606
7	11:53:20.529	1:04.849	20.859	24.413	19.577	89.120	79.136
8	11:54:25.550	1:05.021	20.869	24.493	19.659	88.183	78.765
9	11:55:30.538	1:04.988	20.965	24.448	19.575	88.649	78.950
10	11:56:35.359	1:04.821	20.838	24.334	19.649	88.416	78.580
11	11:57:40.207	1:04.848	20.838	24.457	19.553	88.068	78.857
12	11:58:45.473	1:05.266	21.046	24.566	19.654	88.068	78.765

Lap	Time of Day	Lap Tm	S1	S2	S3	S3Spd	SFSpd
(81) Douglas SIMPSON							
1	11:47:02.654				19.954	88.767	79.043
2	11:48:06.918	1:04.264			19.798	89.477	79.136
3	11:49:11.462	1:04.544			20.012	88.183	79.230
4	11:50:15.713	1:04.251			19.924	89.596	79.230
5	11:51:19.797	1:04.084			19.603	89.716	79.323
6	11:52:23.538	1:03.741			19.677	90.198	79.795
7	11:53:27.266	1:03.728			19.682	90.198	79.511
8	11:54:30.881	1:03.615			19.503	90.442	79.700
9	11:55:34.182	1:03.301			19.453		





## SMRC Season Finale

Scottish BMW Championship

Knockhill 1.267 miles

Race 4 - 1st Race

08/10/2017 11:50

Race (12 Laps) started at 11:45:36

Lap	Time of Day	Lap Tm	S1	S2	S3	S3Spd	SFSpd	Lap	Time of Day	Lap Tm	S1	S2	S3	S3Spd	SFSpd
7	11:55:23.731	1:05.259	20.914	24.695	19.650	89.596	78.305								
8	11:56:28.189	1:04.458	20.726	24.001	19.731	89.596	77.491								
9	11:57:32.393	1:04.204	20.705	23.793	19.706	89.239	77.313								
10	11:58:36.863	1:04.470	20.796	23.835	19.839	89.120	77.313								

Clerk of the Course.

Orbits

Sig :                      Time :  
 Chief Timekeeper : Ian Sharp (SMART Timing)  
 Results available at [www.speedhive.com](http://www.speedhive.com) and [www.smart-timing.co.uk](http://www.smart-timing.co.uk)





## SMRC Season Finale

## Lapchart

Scottish BMW Championship

Knockhill 1.267 miles

Race 4 - 1st Race

08/10/2017 11:50

Race (12 Laps) started at 11:45:36

Competitors	Laps												
	1	2	3	4	5	6	7	8	9	10	11	12	
David McNAUGHTON (23)	1	23	23	23	23	23	28	28	28	28	28	28	28
Lee ELRICK (14)	2	14	14	14	28	28	23	23	23	23	23	23	23
Ally SMITH (28)	3	28	28	28	14	14	14	1	1	1	1	1	1
Gary CLARK (1)	4	1	1	1	1	1	14	14	14	14	14	14	14
Cliff HARPER (72)	5	72	72	72	72	62	62	62	62	62	62	62	62
Liam McGILL (62)	6	62	62	62	62	72	72	97	97	97	97	97	97
Greig SUTHERLAND (97)	7	97	97	97	97	97	72	72	72	72	72	72	72
Ashleigh MORRIS (77)	8	77	77	77	77	77	77	7	7	7	7	7	7
Jake HUTCHISON (10)	9	10	10	10	10	7	7	7	77	77	77	81	81
Steven KING (7)	10	7	7	7	7	10	81	81	81	81	81	77	77
Douglas SIMPSON (81)	11	81	81	81	81	81	10	10	10	10	10	10	10

Margin of Victory	Avg. Speed	Best Lap Tm	Best Speed	Best Lap by
0.424	72.253	1:02.273	73.239	28 - Ally SMITH

Clerk of the Course.

Orbits

Sig : Time :  
 Chief Timekeeper : Ian Sharp (SMART Timing)

Results available at [www.speedhive.com](http://www.speedhive.com) and [www.smart-timing.co.uk](http://www.smart-timing.co.uk)

Printed: 09/10/2017 18:00:35





## SMRC Season Finale

Scottish BMW Championship

Knockhill 1.267 miles

Race 131- 2nd Race

08/10/2017 16:30

Race (12 Laps) started at 16:30:51

POLE POSITION

2
23 David McNAUGHTON
4
14 Lee ELRICK
6
97 Greig SUTHERLAND
8
7 Steven KING
10
77 Ashleigh MORRIS

1
28 Ally SMITH
3
1 Gary CLARK
5
62 Liam McGILL
7
72 Cliff HARPER
9
81 Douglas SIMPSON
11
10 Jake HUTCHISON

1  
2  
3  
4  
5  
6

Clerk of the Course.

Sig :                      Time :  
Chief Timekeeper : Ian Sharp (SMART Timing)

Results available at [www.speedhive.com](http://www.speedhive.com) and [www.smart-timing.co.uk](http://www.smart-timing.co.uk)

Printed: 09/10/2017 18:00:53

Orbits



**SMRC Season Finale**
**Sorted on Laps**

Scottish Formula Ford 1600 Championship

Knockhill 1.267 miles

Race 5 - 1st Race

08/10/2017 12:15

Race (10 Laps) started at 12:27:01

Pos	No.	Name	Make/Model	CC	Class Code	Laps	Total Tm	Diff	Best Tm	In Lap	2nd Best
1	11	Ross MARTIN	Ray GR17	1600	FFA-N	10	9:14.714		54.962	9	55.070
2	33	Jordan GRONKOWSKI	Van Diemen JL012K	1600	FFA	10	9:15.097	0.383	54.943	10	55.006
3	88	Sebastian MELROSE	Ray GR14	1600	FFA	10	9:22.768	8.054	55.410	3	55.488
4	18	Michael MacPHERSON	Ray GR14	1600	FFA-N	10	9:23.057	8.343	55.474	4	55.513
5	27	David HOURIE	Van Diemen JL013	1600	FFA-N	10	9:36.142	21.428	56.634	4	56.676
6	3	Neil BROOME	Ray GR17	1600	FFA	10	9:36.535	21.821	56.570	4	56.696
7	29	Ross HOWE	Van Diemen RF99	1600	FFA-N	10	9:36.933	22.219	56.248	6	56.533
8	30	Steven BARLOW	Ray GR09	1600	FFA	10	9:37.283	22.569	56.503	5	56.522
9	70	Ivor MAIRS	Ray GR15	1600	Guest	10	9:54.225	39.511	58.468	9	58.473

**Announcements**

Race distance reduced to 10 Laps, Start delayed.

Margin of Victory	Avg. Speed	Best Lap Tm	Best Speed	Best Lap by
0.383	82.220	54.943	83.010	33 - Jordan GRONKOWSKI

Clerk of the Course.

Orbits

 Sig : Time :  
 Chief Timekeeper : Ian Sharp (SMART Timing)

 Results available at [www.speedhive.com](http://www.speedhive.com) and [www.smart-timing.co.uk](http://www.smart-timing.co.uk)

Printed: 09/10/2017 17:43:39



**SMRC Season Finale****Scottish Formula Ford 1600 Championship****Knockhill 1.267 miles****Race 5 - 1st Race****08/10/2017 12:15****Race (10 Laps) started at 12:27:01**

Lap	Time of Day	Lap Tm	S1	S2	S3	S3Spd	SFSpd	Lap	Time of Day	Lap Tm	S1	S2	S3	S3Spd	SFSpd
<b>(11) Ross MARTIN</b>															
1	12:27:59.818			21.156	16.701	103.084	92.562	1	12:28:04.957			21.898	17.564	101.832	91.303
2	12:28:55.183	<b>55.365</b>	17.875	20.907	16.583	103.402	92.690	2	12:29:01.848	<b>56.891</b>	18.557	21.335	16.999	103.402	92.308
3	12:29:50.410	<b>55.227</b>	17.834	20.873	16.520	103.721	93.205	3	12:29:59.876	<b>58.028</b>	19.044	21.906	17.078	101.678	92.054
4	12:30:45.607	<b>55.197</b>	17.803	20.828	16.566	104.043	93.335	4	12:30:56.823	<b>56.947</b>	18.250	21.479	17.218	102.611	91.802
5	12:31:40.770	<b>55.163</b>	17.802	20.854	16.507	104.204	92.947	5	12:31:53.356	<b>56.533</b>	18.014	21.325	17.194	<b>103.561</b>	91.928
6	12:32:35.908	<b>55.138</b>	17.765	20.807	16.566	104.204	93.335	6	12:32:49.604	<b>56.248</b>	<b>18.011</b>	<b>21.251</b>	<b>16.986</b>	103.561	<b>92.690</b>
7	12:33:31.108	<b>55.200</b>	17.743	20.908	16.549	104.204	93.076	7	12:33:46.700	<b>57.096</b>	18.411	21.480	17.205	102.768	91.677
8	12:34:26.246	<b>55.138</b>	17.760	20.769	16.609	104.043	<b>93.726</b>	8	12:34:43.922	<b>57.222</b>	18.458	21.488	17.276	102.298	92.181
9	12:35:21.208	<b>54.962</b>	17.759	<b>20.734</b>	<b>16.469</b>	104.204	93.595	9	12:35:41.816	<b>57.894</b>	18.454	21.467	17.973	101.678	86.702
10	12:36:16.278	<b>55.070</b>	<b>17.727</b>	20.748	16.595	<b>104.529</b>	93.465	10	12:36:38.497	<b>56.681</b>	18.280	21.280	17.121	103.561	91.928
<b>(33) Jordan GRONKOWSKI</b>															
1	12:28:00.294				16.786	104.204	90.442	1	12:28:05.246			22.026	17.396	103.084	91.427
2	12:28:55.655	<b>55.361</b>			16.715	104.856	91.802	2	12:29:02.715	<b>57.469</b>	18.768	21.700	17.001	100.914	92.181
3	12:29:50.978	<b>55.323</b>	17.811	<b>20.829</b>	16.683	104.529	91.552	3	12:30:00.359	<b>57.644</b>	18.715	21.698	17.231	102.454	92.181
4	12:30:46.035	<b>55.057</b>			16.634	105.515	92.308	4	12:30:57.176	<b>56.817</b>	18.338	21.481	16.998	<b>104.043</b>	92.818
5	12:31:41.171	<b>55.136</b>			16.601	105.515	92.308	5	12:31:53.679	<b>56.503</b>	18.345	<b>21.224</b>	16.934	103.402	93.076
6	12:32:36.369	<b>55.198</b>			16.721	105.349	92.054	6	12:32:50.201	<b>56.522</b>	18.290	21.454	<b>16.778</b>	103.242	93.205
7	12:33:31.429	<b>55.060</b>			16.622	<b>105.848</b>	92.690	7	12:33:46.829	<b>56.628</b>	18.364	21.320	16.944	103.561	93.465
8	12:34:26.712	<b>55.283</b>			16.828	104.043	92.562	8	12:34:44.113	<b>57.284</b>	18.677	21.392	17.215	103.882	<b>94.252</b>
9	12:35:21.718	<b>55.006</b>			16.660	105.848	<b>92.818</b>	9	12:35:41.546	<b>57.433</b>	18.756	21.402	17.275	104.043	91.427
10	12:36:16.661	<b>54.943</b>			<b>16.589</b>	105.349	92.690	10	12:36:38.847	<b>57.301</b>	<b>18.177</b>	21.314	17.810	102.926	91.055
<b>(88) Sebastian MELROSE</b>															
1	12:28:01.590			21.174	16.790	104.204	92.947	1	12:28:06.969			22.488	18.048	99.714	87.952
2	12:28:57.142	<b>55.552</b>	17.990	20.917	16.645	105.515	93.335	2	12:29:06.258	<b>59.289</b>	19.516	22.270	17.503	100.161	88.532
3	12:29:52.552	<b>55.410</b>	17.867	<b>20.889</b>	16.654	105.020	93.726	3	12:30:05.244	<b>58.986</b>	19.372	22.183	17.431	99.566	88.884
4	12:30:48.040	<b>55.488</b>	17.977	20.947	<b>16.564</b>	105.515	<b>93.857</b>	4	12:31:04.086	<b>58.842</b>	19.494	22.002	17.346	100.161	88.649
5	12:31:44.234	<b>56.194</b>	<b>17.862</b>	21.089	17.243	<b>105.848</b>	92.308	5	12:32:02.559	<b>58.473</b>	19.214	21.936	17.323	100.460	88.884
6	12:32:40.008	<b>55.774</b>	18.013	21.044	16.717	104.043	93.335	6	12:33:01.056	<b>58.497</b>	19.164	21.972	17.361	99.863	89.358
7	12:33:35.930	<b>55.922</b>	17.959	20.949	17.014	103.882	92.947	7	12:33:59.920	<b>58.864</b>	19.300	22.105	17.459	<b>100.914</b>	<b>89.477</b>
8	12:34:32.026	<b>56.096</b>	18.093	21.061	16.942	103.084	93.335	8	12:34:58.440	<b>58.520</b>	19.163	22.166	<b>17.191</b>	100.460	89.120
9	12:35:28.276	<b>56.200</b>	18.070	21.084	17.096	103.084	93.205	9	12:35:56.908	<b>58.468</b>	19.305	<b>21.851</b>	17.312	100.914	89.477
10	12:36:24.332	<b>56.056</b>	17.965	21.297	16.794	102.298	92.947	10	12:36:55.789	<b>58.881</b>	<b>19.103</b>	22.106	17.672	100.611	86.590
<b>(18) Michael MacPHERSON</b>															
1	12:28:01.005			21.095	16.743	103.721	92.181	1	12:28:06.969			22.488	18.048	99.714	87.952
2	12:28:56.627	<b>55.622</b>	18.017	20.937	<b>16.668</b>	103.721	92.435	2	12:29:06.258	<b>59.289</b>	19.516	22.270	17.503	100.161	88.532
3	12:29:52.148	<b>55.521</b>	17.888	<b>20.815</b>	16.818	104.043	92.562	3	12:30:05.244	<b>58.986</b>	19.372	22.183	17.431	99.566	88.884
4	12:30:47.622	<b>55.474</b>	<b>17.825</b>	20.847	16.802	104.529	92.818	4	12:31:04.086	<b>58.842</b>	19.494	22.002	17.346	100.161	88.649
5	12:31:44.449	<b>56.827</b>	17.879	21.234	17.714	104.204	92.435	5	12:32:02.559	<b>58.473</b>	19.214	21.936	17.323	100.460	88.884
6	12:32:40.464	<b>56.015</b>	18.111	21.127	16.777	104.692	93.076	6	12:33:01.056	<b>58.497</b>	19.164	21.972	17.361	99.863	89.358
7	12:33:35.977	<b>55.513</b>	17.871	20.859	16.783	<b>105.515</b>	92.054	7	12:33:59.920	<b>58.864</b>	19.300	22.105	17.459	<b>100.914</b>	<b>89.477</b>
8	12:34:32.244	<b>56.267</b>	18.317	20.825	17.125	103.882	<b>93.726</b>	8	12:34:58.440	<b>58.520</b>	19.163	22.166	<b>17.191</b>	100.460	89.120
9	12:35:28.504	<b>56.260</b>	18.023	21.031	17.206	104.366	93.726	9	12:35:56.908	<b>58.468</b>	19.305	<b>21.851</b>	17.312	100.914	89.477
10	12:36:24.621	<b>56.117</b>	17.961	21.036	17.120	103.561	88.884	10	12:36:55.789	<b>58.881</b>	<b>19.103</b>	22.106	17.672	100.611	86.590
<b>(27) David HOURIE</b>															
1	12:28:04.662				17.429	101.371	91.179	1	12:28:06.969			22.488	18.048	99.714	87.952
2	12:29:01.350	<b>56.688</b>			17.084	<b>104.366</b>	<b>92.308</b>	2	12:29:06.258	<b>59.289</b>	19.516	22.270	17.503	100.161	88.532
3	12:29:59.059	<b>57.709</b>			17.072	102.142	91.427	3	12:30:05.244	<b>58.986</b>	19.372	22.183	17.431	99.566	88.884
4	12:30:55.693	<b>56.634</b>			17.134	102.768	91.677	4	12:31:04.086	<b>58.842</b>	19.494	22.002	17.346	100.161	88.649
5	12:31:52.369	<b>56.676</b>			17.109	103.402	91.928	5	12:32:02.559	<b>58.473</b>	19.214	21.936	17.323	100.460	88.884
6	12:32:49.175	<b>56.806</b>			<b>16.895</b>	101.066	92.308	6	12:33:01.056	<b>58.497</b>	19.164	21.972	17.361	99.863	89.358
7	12:33:46.030	<b>56.855</b>			17.121	101.832	92.054	7	12:33:59.920	<b>58.864</b>	19.300	22.105	17.459	<b>100.914</b>	<b>89.477</b>
8	12:34:43.224	<b>57.194</b>			17.140	101.218	91.928	8	12:34:58.440	<b>58.520</b>	19.163	22.166	<b>17.191</b>	100.460	89.120
9	12:35:40.126	<b>56.902</b>			17.109	101.678	91.802	9	12:35:56.908	<b>58.468</b>	19.305	<b>21.851</b>	17.312	100.914	89.477
10	12:36:37.706	<b>57.580</b>			17.584	101.524	91.427	10	12:36:55.789	<b>58.881</b>	<b>19.103</b>	22.106	17.672	100.611	86.590
<b>(3) Neil BROOME</b>															
1	12:28:04.176			21.880	17.273	101.218	89.836	1	12:28:06.969			22.488	18.048	99.714	87.952
2	12:29:01.140	<b>56.964</b>	18.496	21.392	17.076	101.678	90.198	2	12:29:06.258	<b>59.289</b>	19.516	22.270	17.503	100.161	88.532
3	12:29:59.300	<b>58.160</b>	19.539	21.557	17.064	103.402	91.303	3	12:30:05.244	<b>58.986</b>	19.372	22.183	17.431	99.566	88.884
4	12:30:55.870	<b>56.570</b>	18.507	<b>21.024</b>	17.039	<b>103.882</b>	90.320	4	12:31:04.086	<b>58.842</b>	19.494	22.002	17.346	100.161	88.649
5	12:31:52.706	<b>56.836</b>	18.613	21.230	<b>16.993</b>	103.242	91.427	5	12:32:02.559	<b>58.473</b>	19.214	21.936	17.323	100.460	88.884
6	12:32:49.402	<b>56.696</b>	<b>18.060</b>	21.533	17.103	101.832	<b>91.552</b>	6	12:33:01.056	<b>58.497</b>	19.164	21.972	17.361	99.863	89.358
7	12:33:46.173	<b>56.771</b>	18.343	21.305	17.123	103.084	91.179	7	12:33:59.920	<b>58.864</b>	19.300	22.105	17.459	<b>100.914</b>	<b>89.477</b>
8	12:34:43.443	<b>57.270</b>	18.580	21.498	17.192	99.863	91.303	8	12:34:58.440	<b>58.520</b>	19.163	22.166	<b>17.191</b>	100.460	89.120
9	12:35:40.330	<b>56.887</b>	18.371	21.319	17.197	102.142	91.179	9	12:35:56.908	<b>58.468</b>	19.305	<b>21.851</b>	17.312	100.914	89.477
10	12:36:38.099	<b>57.769</b>	18.374	21.580	17.815	101.066	90.077	10	12:36:55.789	<b>58.881</b>	<b>19.103</b>	22.106	17.672	100.611	86.590
<b>(29) Ross HOWE</b>															

Clerk of the Course.

 Sig : \_\_\_\_\_ Time : \_\_\_\_\_  
 Chief Timekeeper : Ian Sharp (SMART Timing)
Results available at [www.speedhive.com](http://www.speedhive.com) and [www.smart-timing.co.uk](http://www.smart-timing.co.uk)

Printed: 09/10/2017 17:34:07

Orbits

## SMRC Season Finale

## Lapchart

Scottish Formula Ford 1600 Championship

Knockhill 1.267 miles

Race 5 - 1st Race

08/10/2017 12:15

Race (10 Laps) started at 12:27:01

Competitors	Laps									
	1	2	3	4	5	6	7	8	9	10
Ross MARTIN (11)	11	11	11	11	11	11	11	11	11	11
Jordan GRONKOWSKI (33)	33	33	33	33	33	33	33	33	33	33
Michael MacPHERSON (18)	18	18	18	18	88	88	88	88	88	88
Sebastian MELROSE (88)	88	88	88	88	18	18	18	18	18	18
Neil BROOME (3)	3	3	27	27	27	27	27	27	27	27
David HOURIE (27)	27	27	3	3	3	3	3	3	3	3
Ross HOWE (29)	29	29	29	29	29	29	29	29	30	29
Steven BARLOW (30)	30	30	30	30	30	30	30	30	29	30
Ivor MAIRS (70)	70	70	70	70	70	70	70	70	70	70

Margin of Victory	Avg. Speed	Best Lap Tm	Best Speed	Best Lap by
0.383	82.220	54.943	83.010	33 - Jordan GRONKOWSKI

Clerk of the Course.

Orbits

Sig : Time :  
 Chief Timekeeper : Ian Sharp (SMART Timing)

Results available at [www.speedhive.com](http://www.speedhive.com) and [www.smart-timing.co.uk](http://www.smart-timing.co.uk)







OFFICIAL FEEDER SERIES

Grid Sheet

Bulletin No. \_\_\_\_\_



SMRC Season Finale

Scottish Formula Ford 1600 Championship

Knockhill 1.267 miles

Race 14 - 2nd Race

08/10/2017 16:55

Race (12 Laps) started at 16:55:19

POLE POSITION

2  
33 Jordan GRONKOWSKI

4  
18 Michael MacPHERSON

6  
3 Neil BROOME

8  
30 Steven BARLOW

1  
11 Ross MARTIN

3  
88 Sebastian MELROSE

5  
27 David HOURIE

7  
29 Ross HOWE

9  
70 Ivor MAIRS

1  
2  
3  
4  
5

Clerk of the Course.

Sig : Time :  
Chief Timekeeper : Ian Sharp (SMART Timing)

Results available at [www.speedhive.com](http://www.speedhive.com) and [www.smart-timing.co.uk](http://www.smart-timing.co.uk)

Orbits



Printed: 09/10/2017 17:34:40

# Race Results



Bulletin No. \_\_\_\_\_

## SMRC Season Finale

Sorted on Laps

Scottish Saloons &amp; Sportscars Championship

Knockhill 1.267 miles

Race 6 - 1st Race

08/10/2017 12:40

Race (14 Laps) started at 12:47:22

Pos	No.	Name	Make/Model	CC	Class Code	Laps	Total Tm	Diff	Best Tm	In Lap	2nd Best
1	9	Ron CUMMING	Nemesis Kit Car	2000	A3	14	15:05.301		52.052	9	52.189
2	16	Colin SIMPSON	Marcos Mantis	5000	A2	14	15:19.414	14.113	53.909	12	54.108
3	37	Kenneth McKELL	Mitsubishi EVO 8	2000	A1	14	15:22.705	17.404	53.734	10	53.972
4	1	Paul BRYDON	BMW M3	3200T	Guest	14	15:23.049	17.748	54.191	9	54.352
5	54	Andrew MORRISON	Seat Leon Eurocup	1994	A2	14	15:23.845	18.544	54.202	12	54.381
6	89	William ROBSON	Ford Focus RS	2500	B1	14	15:49.771	44.470	57.031	3	57.176
7	85	Lowell FORSYTH	Lotus Exige	2000	Guest	14	15:55.190	49.889	56.424	14	56.631
8	69	Thomson McINTYRE	Subaru Impreza	2000	B1	14	15:57.011	51.710	57.234	4	57.733
9	28	Scott TOLLAN	Escort Cosworth	2000	A1	14	16:04.036	58.735	58.088	10	58.230
10	70	Oliver MORTIMER	Mini Cooper R53	1600	R53	13	15:05.908	1 Lap	58.387	3	58.688
11	7	Vic COVEY	Mini Cooper R53	1600	Guest	13	15:10.011	1 Lap	58.568	2	58.945
12	27	Paul WILSON	Mini Cooper R53	2000	R53	13	15:11.053	1 Lap	58.781	3	58.890
13	26	Andrew PATERSON	BMW E36 318i	1796	B3	13	15:30.027	1 Lap	1:02.276	9	1:02.422

### Not classified

DNF	48	Alan DONCASTER	Mitsubishi EVO 6RS	2000	B1	8	10:24.895	DNF	56.790	3	57.326
DNF	8	Finlay CROCKER	Honda Civic TCR	2000	A2	7	10:06.442	DNF	57.722	2	59.231
DNF	44	Alistair McMILLAN	Ford Focus ST	2000	Guest	6	7:46.607	DNF	1:00.105	3	1:00.688
DNF	35	Chris BLACKHALL	Mini Cooper	1600	Guest	1	1:10.363	DNF		0	
DNS	59	Gary WAIT	Ford Sierra Cosworth	2000	A2			DNS		0	

### Announcements

New Track Record (58.387) for SMRC Sports/Sal. (R53) by Oliver MORTIMER.  
Race distance increased to 14 laps - 2 laps completed behind the Safety Car.

Margin of Victory	Avg. Speed	Best Lap Tm	Best Speed	Best Lap by
14.113	70.531	52.052	87.621	9 - Ron CUMMING

Clerk of the Course.

Orbits

Sig : Time :

Chief Timekeeper : Ian Sharp (SMART Timing)

Results available at [www.speedhive.com](http://www.speedhive.com) and [www.smart-timing.co.uk](http://www.smart-timing.co.uk)

Printed: 09/10/2017 18:05:14





## SMRC Season Finale

## Scottish Saloons &amp; Sportscars Championship

Knockhill 1.267 miles

## Race 6 - 1st Race

08/10/2017 12:40

## Race (14 Laps) started at 12:47:22

Lap	Time of Day	Lap Tm	S1	S2	S3	S3Spd	SFSpd	Lap	Time of Day	Lap Tm	S1	S2	S3	S3Spd	SFSpd
(9) Ron CUMMING								(89) William ROBSON							
1	12:48:18.736			20.512	15.667	<b>120.697</b>	108.941	9	12:58:13.694	<b>54.622</b>	17.649	20.718	<b>16.255</b>	112.033	101.832
2	12:49:13.335	<b>54.599</b>	18.651	20.579	15.369	117.940	<b>110.374</b>	10	12:59:08.082	<b>54.388</b>	<b>17.437</b>	20.648	16.303	112.408	101.678
3	12:50:06.653	<b>53.318</b>	17.388	20.524	15.406	119.196	109.832	11	13:00:02.575	<b>54.493</b>	17.517	20.624	16.352	112.408	100.310
4	12:50:58.857	<b>52.204</b>	16.870	19.890	15.444	119.196	110.193	12	13:00:56.777	<b>54.202</b>	17.442	<b>20.417</b>	16.343	112.597	101.524
5	12:52:31.656	<b>1:32.799</b>	21.017	39.740	32.042	50.878	46.635	13	13:01:51.158	<b>54.381</b>	17.465	20.490	16.426	<b>112.976</b>	101.524
6	12:54:44.744	<b>2:13.088</b>	41.532	56.885	34.671	32.032	50.118	14	13:02:46.184	<b>55.026</b>	17.854	20.698	16.474	112.220	101.832
7	12:56:17.993	<b>1:33.249</b>	36.444	38.675	18.130	67.242	108.413	(85) Lowell FORSYTH							
8	12:57:10.269	<b>52.276</b>	16.989	20.032	<b>15.255</b>	118.985	109.474	1	12:48:26.912			22.199	17.177	<b>118.775</b>	<b>106.183</b>
9	12:58:02.321	<b>52.052</b>	<b>16.819</b>	19.856	15.377	118.147	109.474	2	12:49:24.785	<b>57.873</b>	19.185	21.967	<b>16.721</b>	118.356	105.184
10	12:58:54.606	<b>52.285</b>	16.892	19.806	15.587	118.356	108.413	3	12:50:21.816	<b>57.031</b>	<b>18.175</b>	21.548	17.308	118.147	104.043
11	12:59:46.795	<b>52.189</b>	16.861	<b>19.756</b>	15.572	118.775	107.201	4	12:51:21.294	<b>59.478</b>	19.396	21.678	18.404	118.775	87.952
12	13:00:40.429	<b>53.634</b>	17.145	20.764	15.725	118.775	106.015	5	12:52:41.710	<b>1:20.416</b>	21.430	28.603	30.383	39.685	48.912
13	13:01:33.878	<b>53.449</b>	16.966	20.560	15.923	120.049	103.242	6	12:54:53.354	<b>2:11.644</b>	39.558	1:00.856	31.230	29.641	62.252
14	13:02:27.640	<b>53.762</b>	17.321	20.379	16.062	119.835	106.351	7	12:56:29.164	<b>1:35.810</b>	36.506	37.959	21.345	64.651	70.938
(16) Colin SIMPSON								8	12:57:26.883	<b>57.719</b>	19.510	<b>21.417</b>	16.792	117.526	103.721
1	12:48:22.359			21.286	15.949	124.044	<b>111.846</b>	9	12:58:24.401	<b>57.518</b>	18.905	<b>21.472</b>	17.141	117.526	100.011
2	12:49:17.225	<b>54.866</b>	18.446	<b>20.523</b>	15.897	<b>124.968</b>	110.922	10	12:59:21.641	<b>57.240</b>	18.582	21.688	16.970	116.709	102.926
3	12:50:11.396	<b>54.171</b>	17.631	20.794	15.746	121.792	111.474	11	13:00:18.974	<b>57.333</b>	18.705	21.787	16.841	117.116	102.768
4	12:51:05.761	<b>54.365</b>	<b>17.267</b>	20.817	16.281	121.792	94.651	12	13:01:16.150	<b>57.176</b>	18.512	21.654	17.010	116.709	100.762
5	12:52:34.478	<b>1:28.717</b>	21.415	34.271	33.031	53.472	43.661	13	13:02:13.763	<b>57.613</b>	18.757	21.711	17.145	116.506	100.762
6	12:54:45.915	<b>2:11.437</b>	40.402	56.607	34.428	29.114	57.653	14	13:03:12.110	<b>58.347</b>	18.788	22.249	17.310	113.549	102.298
7	12:56:18.905	<b>1:32.990</b>	36.299	38.432	18.259	70.417	110.012	(85) Lowell FORSYTH							
8	12:57:13.694	<b>54.789</b>	17.527	21.410	15.852	118.565	110.556	1	12:48:33.972			23.919	18.256	108.413	106.183
9	12:58:07.802	<b>54.108</b>	17.296	21.211	<b>15.601</b>	120.697	111.660	2	12:49:33.679	<b>59.707</b>	20.671	22.638	16.398	117.733	110.012
10	12:59:01.929	<b>54.127</b>	17.533	20.943	15.651	120.697	107.372	3	12:50:32.018	<b>58.339</b>			17.483	102.768	107.030
11	12:59:57.052	<b>55.123</b>	17.375	21.285	16.463	120.697	109.296	4	12:51:36.460	<b>1:04.442</b>			22.116	65.343	96.836
12	13:00:50.961	<b>53.909</b>	17.441	20.829	15.639	122.683	111.660	5	12:52:49.476	<b>1:13.016</b>			29.121	90.320	37.076
13	13:01:46.326	<b>55.365</b>	17.532	21.360	16.473	121.352	109.118	6	12:55:04.365	<b>2:14.889</b>	36.825	1:02.374	35.690	25.545	49.416
14	13:02:41.753	<b>55.427</b>	17.624	21.536	16.267	120.480	105.020	7	12:56:31.905	<b>1:27.540</b>			19.408	65.090	105.349
(37) Kenneth McKELL								8	12:57:32.008	<b>1:00.103</b>			16.198	119.409	<b>110.556</b>
1	12:48:22.536			20.917	15.804	126.142	114.910	9	12:58:31.126	<b>59.118</b>	<b>20.090</b>	22.291	16.737	116.709	107.030
2	12:49:17.468	<b>54.932</b>	18.815	20.491	15.626	<b>126.380</b>	114.910	10	12:59:29.350	<b>58.224</b>			17.060	<b>120.915</b>	106.689
3	12:50:12.422	<b>54.954</b>	18.534	20.419	16.001	122.908	114.323	11	13:00:26.624	<b>57.274</b>		<b>21.743</b>	16.209	117.321	107.544
4	12:51:06.491	<b>54.069</b>	17.692	20.639	15.738	125.670	110.556	12	13:01:23.255	<b>56.631</b>			16.582	119.409	107.544
5	12:52:35.559	<b>1:29.068</b>	21.868	34.659	32.541	46.994	42.312	13	13:02:21.105	<b>57.850</b>			16.741	114.714	107.717
6	12:54:47.332	<b>2:11.773</b>	39.966	58.052	33.755	31.097	43.718	14	13:03:17.529	<b>56.424</b>			<b>16.115</b>	117.321	107.890
7	12:56:20.043	<b>1:32.711</b>	36.226	39.377	17.108	85.815	114.323	(69) Thomson McINTYRE							
8	12:57:14.166	<b>54.123</b>	17.842	20.408	15.873	125.435	114.323	1	12:48:26.619				17.135		100.011
9	12:58:08.704	<b>54.538</b>	17.922	20.378	16.238	125.905	108.413	2	12:49:25.874	<b>59.255</b>			17.742		85.270
10	12:59:02.438	<b>53.734</b>	17.851	<b>20.342</b>	<b>15.541</b>	123.815	114.910	3	12:50:23.645	<b>57.771</b>			17.091		88.068
11	12:59:56.410	<b>53.972</b>	<b>17.605</b>	20.656	15.711	123.815	114.129	4	12:51:20.879	<b>57.234</b>			16.898		<b>100.310</b>
12	13:00:54.696	<b>58.286</b>	17.671	20.498	20.117	124.504	113.549	5	12:52:42.796	<b>1:21.917</b>			32.457		48.806
13	13:01:49.333	<b>54.637</b>	18.338	20.502	15.797	122.683	<b>116.103</b>	6	12:54:56.858	<b>2:14.062</b>			33.448		57.901
14	13:02:45.044	<b>55.711</b>	18.268	20.679	16.764	123.587	107.372	7	12:56:29.616	<b>1:32.758</b>			20.851		63.730
(1) Paul BRYDON								8	12:57:29.544	<b>59.928</b>			17.047		98.398
1	12:48:22.100			21.145	16.250	<b>114.129</b>	101.832	9	12:58:27.331	<b>57.787</b>			16.953		98.979
2	12:49:17.395	<b>55.295</b>	18.122	20.734	16.439	114.129	101.066	10	12:59:25.959	<b>58.628</b>			16.902		99.566
3	12:50:12.972	<b>55.577</b>	18.380	20.727	16.470	113.549	101.678	11	13:00:24.567	<b>58.608</b>			17.348		97.682
4	12:51:09.114	<b>56.142</b>	17.472	21.117	17.553	111.846	91.427	12	13:01:22.809	<b>58.242</b>			<b>16.846</b>		98.543
5	12:52:37.690	<b>1:28.576</b>	24.871	31.406	32.299	43.890	43.804	13	13:02:21.617	<b>58.808</b>			17.591		91.802
6	12:54:49.099	<b>2:11.409</b>	40.372	59.460	31.577	33.222	41.734	14	13:03:19.350	<b>57.733</b>			17.000		98.398
7	12:56:21.957	<b>1:32.858</b>	36.773	38.162	17.923	85.379	<b>103.882</b>	(28) Scott TOLLAN							
8	12:57:16.798	<b>54.841</b>	18.063	<b>20.634</b>	16.144	113.357	103.084	1	12:48:42.820			35.597	18.718	108.764	92.690
9	12:58:10.989	<b>54.191</b>	17.468	20.648	<b>16.075</b>	113.357	102.142	2	12:49:42.879	<b>1:00.059</b>	19.436	22.392	18.231	108.064	91.802
10	12:59:05.341	<b>54.352</b>	17.461	20.767	16.124	112.976	102.298	3	12:50:41.880	<b>59.001</b>	19.154	22.103	17.744	108.413	93.205
11	12:59:59.988	<b>54.647</b>	<b>17.450</b>	20.811	16.386	112.220	101.832	4	12:51:44.912	<b>1:03.032</b>	19.225	23.716	20.091	81.739	75.317
12	13:00:54.440	<b>54.452</b>	17.470	20.748	16.234	112.786	101.066	5	12:52:51.825	<b>1:06.913</b>	21.610	25.350	19.953	87.608	58.866
13	13:01:49.385	<b>54.945</b>	18.065	20.655	16.225	112.786	101.678	6	12:55:06.532	<b>2:14.707</b>	36.189	1:02.934	35.584	25.850	52.510
14	13:02:45.388	<b>56.003</b>	18.582	21.008	16.413	111.290	101.524	7	12:56:34.925	<b>1:28.393</b>	32.251	35.625	20.517	65.599	<b>99.714</b>
(54) Andrew MORRISON								8	12:57:34.447	<b>59.522</b>	19.607	22.435	17.480	<b>109.474</b>	96.281
1	12:48:26.411			22.292	17.150	111.290	100.762	9	12:58:32.946	<b>58.499</b>	18.848	22.121	17.530	106.015	93.335
2	12:49:23.285	<b>56.874</b>	18.850	21.494	16.530	111.105	101.678	10	12:59:31.034	<b>58.088</b>	18.830	<b>21.882</b>	<b>17.376</b>	109.296	92.818
3	12:50:18.543	<b>55.258</b>	17.847	20.951	16.460	111.474	101.524	11	13:00:29.264	<b>58.230</b>	<b>18.687</b>	22.109	17.434	107.544	93.335
4	12:51:13.532	<b>54.989</b>	17.817	20.788	16.384	112.033	<b>102.142</b>	12	13:01:27.886	<b>58.622</b>	18.920	22.168	17.534	106.351	92.947
5	12:52:38.745	<b>1:25.213</b>	21.278	32.019	31.916	41.399	46.377	13	13:02:27.569	<b>59.683</b>	19.998	22.049	17.636	108.764	91.055
6	12:54:50.151	<b>2:11.406</b>	40.651	1:00.022	30.733	29.576	50.533</								



## SMRC Season Finale

### Scottish Saloons & Sportscars Championship

Knockhill 1.267 miles

### Race 6 - 1st Race

08/10/2017 12:40

### Race (14 Laps) started at 12:47:22

Lap	Time of Day	Lap Tm	S1	S2	S3	S3Spd	SFSpd
3	12:50:26.415	<b>58.387</b>			17.782	<b>98.688</b>	87.837
4	12:51:25.121	<b>58.706</b>			17.863	98.111	87.266
5	12:52:46.075	<b>1:20.954</b>			32.797	54.338	40.426
6	12:55:00.204	<b>2:14.129</b>			34.937	29.773	61.118
7	12:56:30.013	<b>1:29.809</b>			20.514	77.047	<b>89.477</b>
8	12:57:31.521	<b>1:01.508</b>			17.967	97.117	87.837
9	12:58:30.353	<b>58.832</b>			17.824	97.682	87.494
10	12:59:29.102	<b>58.749</b>			<b>17.755</b>	97.824	87.952
11	13:00:28.457	<b>59.355</b>			18.062	96.419	86.257
12	13:01:27.780	<b>59.323</b>			18.036	95.731	87.266
13	13:02:28.247	<b>1:00.467</b>			18.152	95.188	85.487

Lap	Time of Day	Lap Tm	S1	S2	S3	S3Spd	SFSpd
7	12:57:28.781	<b>1:07.407</b>	19.252	26.078	22.077	93.988	38.369
(44) Alistair McMILLAN							
1	12:48:44.083			26.505	18.658	105.184	96.558
2	12:49:45.062	<b>1:00.979</b>	19.630	23.618	<b>17.731</b>	<b>106.351</b>	97.824
3	12:50:45.167	<b>1:00.105</b>	19.352	<b>22.697</b>	18.056	102.611	<b>98.398</b>
4	12:51:45.855	<b>1:00.688</b>	<b>19.244</b>	23.200	18.244	101.524	95.731
5	12:52:53.153	<b>1:07.298</b>	21.430	25.072	20.796	82.849	69.183
6	12:55:08.946	<b>2:15.793</b>	35.931	1:03.383	36.479	24.465	36.216
(35) Chris BLACKHALL							
1	12:48:32.702			<b>24.413</b>	<b>18.737</b>	<b>94.120</b>	<b>84.625</b>

#### (7) Vic COVEY

1	12:48:30.544			23.690	17.858	99.714	86.702
2	12:49:29.112	<b>58.568</b>	18.759	<b>22.057</b>	<b>17.752</b>	<b>100.161</b>	87.380
3	12:50:28.147	<b>59.035</b>	19.060	22.111	17.864	99.125	87.266
4	12:51:30.157	<b>1:02.010</b>	<b>18.737</b>	22.412	20.861	97.399	66.246
5	12:52:47.886	<b>1:17.729</b>	22.543	24.519	30.667	63.790	43.045
6	12:55:03.413	<b>2:15.527</b>	37.547	1:01.728	36.252	26.736	52.592
7	12:56:31.200	<b>1:27.787</b>	31.345	35.960	20.482	81.244	<b>87.722</b>
8	12:57:32.274	<b>1:01.074</b>	20.119	22.579	18.376	98.979	86.927
9	12:58:33.829	<b>1:01.555</b>	20.384	22.846	18.325	97.117	86.368
10	12:59:32.774	<b>58.945</b>	18.917	22.204	17.824	99.419	86.146
11	13:00:31.814	<b>59.040</b>	18.854	22.360	17.826	98.111	86.590
12	13:01:33.296	<b>1:01.482</b>	20.528	22.904	18.050	98.111	86.590
13	13:02:32.350	<b>59.054</b>	19.014	22.217	17.823	98.254	87.040

#### (27) Paul WILSON

1	12:48:29.952			23.524	<b>17.824</b>	97.824	<b>86.368</b>
2	12:49:28.842	<b>58.890</b>	18.884	22.148	17.858	98.398	85.925
3	12:50:27.623	<b>58.781</b>	18.835	<b>22.091</b>	17.855	<b>98.543</b>	85.487
4	12:51:29.512	<b>1:01.889</b>	<b>18.784</b>	22.209	20.896	98.111	66.707
5	12:52:46.863	<b>1:17.351</b>	22.584	24.677	30.090	64.034	41.019
6	12:55:02.457	<b>2:15.594</b>	37.872	1:01.645	36.077	26.609	53.600
7	12:56:30.597	<b>1:28.140</b>	31.503	36.120	20.517	81.343	86.257
8	12:57:31.950	<b>1:01.353</b>	20.376	22.766	18.211	98.111	86.146
9	12:58:33.023	<b>1:01.073</b>	19.773	23.263	18.037	96.558	84.518
10	12:59:32.350	<b>59.327</b>	19.108	22.361	17.858	97.967	85.270
11	13:00:31.832	<b>59.482</b>	18.995	22.506	17.981	98.398	83.260
12	13:01:33.367	<b>1:01.535</b>	20.457	22.890	18.188	96.143	81.244
13	13:02:33.392	<b>1:00.025</b>	19.525	22.495	18.005	97.824	84.095

#### (26) Andrew PATERSON

1	12:48:33.563			24.624	18.642	92.054	82.139
2	12:49:36.389	<b>1:02.826</b>	20.709	23.566	<b>18.551</b>	91.179	81.540
3	12:50:38.811	<b>1:02.422</b>	19.990	<b>23.445</b>	18.987	90.320	81.048
4	12:51:44.536	<b>1:05.725</b>	20.253	25.269	20.203	77.135	79.985
5	12:52:51.312	<b>1:06.776</b>	21.513	25.317	19.946	87.040	61.062
6	12:55:05.535	<b>2:14.223</b>	35.826	1:02.522	35.875	25.970	57.702
7	12:56:33.777	<b>1:28.242</b>	32.071	35.243	20.928	63.790	<b>82.240</b>
8	12:57:36.955	<b>1:03.178</b>	20.366	24.069	18.743	91.802	81.343
9	12:58:39.231	<b>1:02.276</b>	20.151	23.557	18.568	92.308	82.240
10	12:59:41.845	<b>1:02.614</b>	<b>19.859</b>	23.999	18.756	90.320	81.540
11	13:00:44.815	<b>1:02.970</b>	20.132	23.786	19.052	<b>92.562</b>	80.561
12	13:01:48.527	<b>1:03.712</b>	20.421	23.627	19.664	91.055	81.441
13	13:02:52.366	<b>1:03.839</b>	21.000	23.511	19.328	91.802	80.272

#### (48) Alan DONCASTER

1	12:48:27.640			22.125	17.579	<b>117.321</b>	105.349
2	12:49:24.966	<b>57.326</b>	19.398	21.225	<b>16.703</b>	116.709	<b>106.520</b>
3	12:50:21.756	<b>56.790</b>	<b>18.352</b>	21.429	17.009	115.504	105.515
4	12:51:19.809	<b>58.053</b>	18.956	<b>21.094</b>	18.003	116.506	94.785
5	12:52:40.109	<b>1:20.300</b>	21.591	27.912	30.797	46.186	46.667
6	12:54:51.486	<b>2:11.377</b>	40.200	1:00.435	30.742	30.338	53.049
7	12:56:28.966	<b>1:37.480</b>	37.226	37.931	22.323	63.249	66.377
8	12:57:47.234	<b>1:18.268</b>	24.294	27.593	26.381	72.943	30.587

#### (8) Finlay CROCKER

1	12:49:11.711			24.079	16.610	112.976	<b>103.882</b>
2	12:50:09.433	<b>57.722</b>	18.891	<b>22.394</b>	<b>16.437</b>	<b>113.166</b>	102.768
3	12:51:08.664	<b>59.231</b>	<b>18.420</b>	22.944	17.867	111.846	95.868
4	12:52:36.525	<b>1:27.861</b>			32.675	45.251	39.945
5	12:54:48.317	<b>2:11.792</b>		58.279	33.510	29.524	45.683
6	12:56:21.374	<b>1:33.057</b>			17.790	80.755	103.084

Clerk of the Course.

Orbits

 Sig : Time :  
 Chief Timekeeper : Ian Sharp (SMART Timing)

 Results available at [www.speedhive.com](http://www.speedhive.com) and [www.smart-timing.co.uk](http://www.smart-timing.co.uk)

Printed: 09/10/2017 18:05:26





## SMRC Season Finale

## Lapchart


Scottish Saloons & Sportscars Championship

Knockhill 1.267 miles

Race 6 - 1st Race

08/10/2017 12:40

Race (14 Laps) started at 12:47:22



Competitors	Laps														
	1	2	3	4	5	6	7	8	9	10	11	12	13	14	
Ron CUMMING (9)	1	9	9	9	9	9	9	9	9	9	9	9	9	9	
Paul BRYDON (1)	2	1	16	16	16	16	16	16	16	16	37	16	16	16	
Colin SIMPSON (16)	3	16	1	37	37	37	37	37	37	37	16	1	37	37	
Kenneth McKELL (37)	4	37	37	1	1	1	1	1	1	1	1	37	1	1	
Andrew MORRISON (54)	5	54	54	54	54	54	54	54	54	54	54	54	54	54	
Thomson McINTYRE (69)	6	69	89	48	48	48	48	48	89	89	89	89	89	89	
William ROBSON (89)	7	89	48	89	69	89	89	89	69	69	69	69	85	85	
Alan DONCASTER (48)	8	48	69	69	89	69	69	69	70	70	70	85	85	69	69
Oliver MORTIMER (70)	9	70	70	70	70	70	70	27	85	85	70	70	28	28	
Paul WILSON (27)	10	27	27	27	27	27	27	85	28	28	28	28	70		
Vic COVEY (7)	11	7	7	7	7	7	7	7	7	27	27	7	7	7	
Chris BLACKHALL (35)	12	35	85	85	85	85	85	85	28	7	7	27	27	27	
Andrew PATERSON (26)	13	26	26	26	26	26	26	26	26	26	26	26	26	26	
Lowell FORSYTH (85)	14	85	28	28	28	28	28	28	48						
Scott TOLLAN (28)	15	28	44	44	44	44	44	8							
Alistair McMILLAN (44)	16	44	8	8	8	8	8								
Finlay CROCKER (8)	17	8													
-	18														

Margin of Victory	Avg. Speed	Best Lap Tm	Best Speed	Best Lap by
14.113	70.531	52.052	87.621	9 - Ron CUMMING

Clerk of the Course.

Orbits

Sig : Time :  
 Chief Timekeeper : Ian Sharp (SMART Timing)

Results available at [www.speedhive.com](http://www.speedhive.com) and [www.smart-timing.co.uk](http://www.smart-timing.co.uk)

Printed: 09/10/2017 18:05:41





## SMRC Season Finale

Scottish Saloons & Sportscars Championship

Knockhill 1.267 miles

Race 15 - 2nd Race

08/10/2017 17:20

Race (12 Laps) started at 17:22:21

POLE POSITION

2 16 Colin SIMPSON
4 1 Paul BRYDON
6 89 William ROBSON
8 69 Thomson McINTYRE
10 70 Oliver MORTIMER
12 27 Paul WILSON
14 48 Alan DONCASTER
16 44 Alistair McMILLAN
18 59 Gary WAIT

1 9 Ron CUMMING
3 37 Kenneth McKELL
5 54 Andrew MORRISON
7 85 Lowell FORSYTH
9 28 Scott TOLLAN
11 7 Vic COVEY
13 26 Andrew PATERSON
15 8 Finlay CROCKER
17 35 Chris BLACKHALL

1  
2  
3  
4  
5  
6  
7  
8  
9

Clerk of the Course.

Sig :                      Time :  
Chief Timekeeper : Ian Sharp (SMART Timing)

Results available at [www.speedhive.com](http://www.speedhive.com) and [www.smart-timing.co.uk](http://www.smart-timing.co.uk)

Printed: 09/10/2017 18:05:55

Orbits





## SMRC Season Finale

Sorted on Laps

Celtic Speed Mini Cooper Cup

Knockhill 1.267 miles

Race 7 - 1st Race

08/10/2017 14:00

Race (11 Laps) started at 14:00:00

Pos	No.	Name	Make/Model	CC	Class Code	Laps	Total Tm	Diff	Best Tm	In Lap	2nd Best
1	23	Ian MUNRO	Mini Cooper	1600	SM	11	14:10.723		1:03.335	7	1:03.447
2	67	Mark GERAGHTY	Mini Cooper	1600	SMN	11	14:11.804	1.081	1:03.409	6	1:03.444
3	33	Dylan O'DONNELL	Mini Cooper	1600	SM	11	14:12.471	1.748	1:03.337	8	1:03.356
4	8	Hannah CHAPMAN	Mini Cooper	1600	SM L	11	14:13.842	3.119	1:03.524	8	1:03.587
5	24	John DUNCAN	Mini Cooper	1600	SMN	11	14:14.850	4.127	1:03.470	8	1:03.515
6	4	Dominic WHEATLEY	Mini Cooper	1600	SMN	11	14:17.272	6.549	1:03.474	7	1:03.475
7	22	Michael WEDDELL	Mini Cooper	1600	SMN	11	14:17.555	6.832	1:03.395	10	1:03.503
8	91	Robbie DALGLEISH	Mini Cooper	1600	SM	11	14:20.832	10.109	1:03.574	5	1:03.713
9	95	Craig BLAKE	Mini Cooper	1600	SMN	11	14:23.594	12.871	1:04.531	7	1:04.540
10	55	Adam KINDNESS	Mini Cooper	1600	SM	11	14:24.295	13.572	1:04.332	9	1:04.685
11	96	Taelor SHAND	Mini Cooper	1600	SM L	11	14:24.774	14.051	1:04.341	9	1:04.501
12	77	Chris BLACKHALL	Mini Cooper	1600	SMN	11	14:24.995	14.272	1:04.107	10	1:04.391
13	16	Craig DILLON	Mini Cooper	1600	Guest	11	14:26.638	15.915	1:04.173	7	1:04.238
14	21	Ross WILKINSON	Mini Cooper	1600	SMN	11	14:28.499	17.776	1:03.946	9	1:04.068
15	25	Ashleigh MORRIS	Mini Cooper	1600	Guest	11	14:29.341	18.618	1:05.060	5	1:05.061
16	34	Charlie MARTIN	Mini Cooper	1600	SMN L	11	14:34.225	23.502	1:05.387	9	1:05.619
17	30	David LONG	Mini Cooper	1600	Guest	11	14:37.470	26.747	1:05.435	6	1:05.971
<b>Not classified</b>											
DNF	50	Andrew BELL	Mini Cooper	1600	SM	1	5:25.220	DNF		0	
DNF	11	Morgan MURRAY	Mini Cooper	1600	SM			DNF		0	

### Announcements

Race distance increased to 11 Laps - 2 laps completed behind the Safety car.

Margin of Victory	Avg. Speed	Best Lap Tm	Best Speed	Best Lap by
1.081	58.972	1:03.335	72.011	23 - Ian MUNRO

Clerk of the Course.

Orbits

 Sig : Time :  
 Chief Timekeeper : Ian Sharp (SMART Timing)

 Results available at [www.speedhive.com](http://www.speedhive.com) and [www.smart-timing.co.uk](http://www.smart-timing.co.uk)

Printed: 09/10/2017 17:50:36



## SMRC Season Finale

### Celtic Speed Mini Cooper Cup

Knockhill 1.267 miles

### Race 7 - 1st Race

08/10/2017 14:00

### Race (11 Laps) started at 14:00:00

Lap	Time of Day	Lap Tm	S1	S2	S3	S3Spd	SFSpd	Lap	Time of Day	Lap Tm	S1	S2	S3	S3Spd	SFSpd
(23) Ian MUNRO															
1	14:01:07.604			23.941	19.528	84.946	75.317	8	14:11:06.626	<b>1:04.791</b>	20.717	24.580	19.494	84.518	76.172
2	14:02:25.619	<b>1:18.015</b>	20.423	25.519	32.073	57.851	42.608	9	14:12:10.187	<b>1:03.561</b>	20.392	23.842	19.327	86.146	76.694
3	14:04:39.359	<b>2:13.740</b>	40.376	55.991	37.373	34.361	35.925	10	14:13:13.662	<b>1:03.475</b>	<b>20.312</b>	23.803	19.360	86.479	76.694
4	14:06:46.014	<b>2:06.655</b>	44.732	55.142	26.781	39.267	<b>76.000</b>	11	14:14:17.668	<b>1:04.006</b>	20.420	23.970	19.616	86.257	76.086
5	14:07:49.751	<b>1:03.737</b>	20.384	23.910	19.443	85.379	75.914	(22) Michael WEDDELL							
6	14:08:53.198	<b>1:03.447</b>	<b>20.231</b>	23.819	19.397	85.487	76.000	1	14:01:14.456			24.925	19.955	84.095	74.481
7	14:09:56.533	<b>1:03.335</b>	20.272	<b>23.732</b>	<b>19.331</b>	<b>85.596</b>	75.828	2	14:02:32.648	<b>1:18.192</b>	21.723	31.591	24.878	74.316	42.500
8	14:11:00.000	<b>1:03.467</b>	20.256	23.805	19.406	85.596	75.572	3	14:04:46.361	<b>2:13.713</b>	41.281	59.167	33.265	45.683	41.942
9	14:12:03.557	<b>1:03.557</b>	20.259	23.817	19.481	85.379	75.317	4	14:06:49.599	<b>2:03.238</b>	44.643	51.822	26.773	35.264	74.564
10	14:13:07.049	<b>1:03.492</b>	20.357	23.737	19.398	85.270	75.487	5	14:07:53.778	<b>1:04.179</b>	20.940	23.856	<b>19.383</b>	87.040	76.607
11	14:14:11.119	<b>1:04.070</b>	20.445	23.940	19.685	84.625	75.572	6	14:08:58.568	<b>1:04.790</b>	21.261	24.062	19.467	86.590	<b>76.694</b>
(67) Mark GERAGHTY															
1	14:01:09.163			24.030	19.439	84.625	75.317	7	14:10:02.326	<b>1:03.758</b>	20.509	23.823	19.426	87.040	75.828
2	14:02:26.628	<b>1:17.465</b>	20.582	24.979	31.904	64.465	40.969	8	14:11:07.313	<b>1:04.987</b>	20.489	24.807	19.691	84.200	75.317
3	14:04:40.236	<b>2:13.608</b>	40.412	56.184	37.012	35.848	35.639	9	14:12:10.816	<b>1:03.503</b>	20.342	23.709	19.452	86.479	75.657
4	14:06:46.425	<b>2:06.189</b>	44.903	54.436	26.850	39.406	75.657	10	14:13:14.211	<b>1:03.395</b>	20.255	<b>23.671</b>	19.469	<b>87.266</b>	75.742
5	14:07:50.152	<b>1:03.727</b>	20.615	23.725	19.387	85.925	76.259	11	14:14:17.951	<b>1:03.740</b>	<b>20.132</b>	23.958	19.650	86.146	75.742
6	14:08:53.561	<b>1:03.409</b>	20.329	<b>23.673</b>	19.407	<b>86.368</b>	76.086	(91) Robbie DALGLEISH							
7	14:09:57.015	<b>1:03.454</b>	<b>20.289</b>	23.786	<b>19.379</b>	85.270	76.172	1	14:01:19.659			23.844	19.350	86.035	76.607
8	14:11:00.459	<b>1:03.444</b>	20.370	23.678	19.396	86.035	<b>76.345</b>	2	14:02:38.606	<b>1:18.947</b>	22.620	31.128	25.199	66.181	52.062
9	14:12:04.307	<b>1:03.848</b>	20.457	23.840	19.551	85.487	75.828	3	14:04:52.648	<b>2:14.042</b>	41.453	1:02.222	30.367	57.064	46.961
10	14:13:07.787	<b>1:03.480</b>	20.322	23.723	19.435	85.596	76.000	4	14:06:53.470	<b>2:00.822</b>	44.592	50.170	26.060	45.282	76.519
11	14:14:12.200	<b>1:04.413</b>	20.786	24.181	19.446	85.487	76.172	5	14:07:57.044	<b>1:03.574</b>	20.424	23.873	19.277	86.590	<b>77.047</b>
(33) Dylan O'DONNELL															
1	14:01:10.581			24.204	19.528	85.487	75.657	6	14:09:01.108	<b>1:04.064</b>	20.512	24.015	19.537	86.146	75.828
2	14:02:27.888	<b>1:17.307</b>	20.425	25.353	31.529	60.786	39.969	7	14:10:05.614	<b>1:04.506</b>	21.510	23.724	19.272	<b>87.380</b>	76.345
3	14:04:41.303	<b>2:13.415</b>	40.506	57.276	35.633	41.995	37.428	8	14:11:09.637	<b>1:04.023</b>	20.416	<b>23.607</b>	20.000	86.368	75.148
4	14:06:47.123	<b>2:05.820</b>	45.143	53.870	26.807	37.344	<b>76.432</b>	9	14:12:13.700	<b>1:04.063</b>	20.862	23.956	<b>19.245</b>	86.479	76.519
5	14:07:51.016	<b>1:03.893</b>	20.550	23.953	19.390	<b>86.146</b>	76.345	10	14:13:17.413	<b>1:03.713</b>	<b>20.327</b>	23.641	19.745	87.040	75.233
6	14:08:54.880	<b>1:03.864</b>	20.449	23.964	19.451	85.925	76.172	11	14:14:21.228	<b>1:03.815</b>	20.611	23.743	19.461	85.925	75.233
7	14:09:59.223	<b>1:04.343</b>	21.048	23.898	19.397	85.379	76.172	(95) Craig BLAKE							
8	14:11:02.560	<b>1:03.337</b>	<b>20.091</b>	23.805	19.441	85.706	75.487	1	14:01:14.488			25.456	20.166	83.467	73.422
9	14:12:05.916	<b>1:03.356</b>	20.265	<b>23.763</b>	<b>19.328</b>	85.270	76.000	2	14:02:33.202	<b>1:18.714</b>	21.978	32.062	24.674	75.402	42.393
10	14:13:09.428	<b>1:03.512</b>	20.276	23.801	19.435	85.815	75.914	3	14:04:47.350	<b>2:14.148</b>	41.533	59.375	33.240	49.636	39.826
11	14:14:12.867	<b>1:03.439</b>	20.234	23.811	19.394	85.487	76.172	4	14:06:50.119	<b>2:02.769</b>	44.645	51.427	26.697	37.056	<b>75.657</b>
(8) Hannah CHAPMAN															
1	14:01:10.111			24.168	19.430	85.706	75.233	5	14:07:55.229	<b>1:05.110</b>	21.292	24.219	19.599	<b>86.257</b>	75.402
2	14:02:27.121	<b>1:17.010</b>	20.559	25.013	31.438	66.641	41.916	6	14:09:00.122	<b>1:04.893</b>	21.201	24.161	<b>19.531</b>	86.257	75.148
3	14:04:40.619	<b>2:13.498</b>	40.648	56.272	36.578	36.412	35.209	7	14:10:04.653	<b>1:04.531</b>	20.596	<b>24.135</b>	19.800	86.035	75.402
4	14:06:46.831	<b>2:06.212</b>	45.005	54.362	26.845	37.957	<b>76.519</b>	8	14:11:09.495	<b>1:04.842</b>	20.708	24.173	19.961	85.596	74.730
5	14:07:50.717	<b>1:03.886</b>	20.714	<b>23.812</b>	19.360	86.257	76.000	9	14:12:14.503	<b>1:05.008</b>	20.779	24.631	19.598	85.162	75.148
6	14:08:54.801	<b>1:04.084</b>	20.599	23.986	19.499	86.035	75.064	10	14:13:19.043	<b>1:04.540</b>	<b>20.486</b>	24.156	19.898	83.989	74.399
7	14:09:59.633	<b>1:04.832</b>	21.329	24.025	19.478	<b>86.702</b>	76.086	11	14:14:23.990	<b>1:04.947</b>	20.581	24.519	19.847	84.200	74.897
8	14:11:03.157	<b>1:03.524</b>	<b>20.316</b>	23.856	<b>19.352</b>	86.257	76.519	(55) Adam KINDNESS							
9	14:12:06.744	<b>1:03.587</b>	20.340	23.817	19.430	86.146	76.345	1	14:01:14.026			25.413	20.022	82.543	73.102
10	14:13:10.424	<b>1:03.680</b>	20.422	23.892	19.366	85.596	76.172	2	14:02:31.602	<b>1:17.576</b>	20.898	27.124	29.554	66.575	42.446
11	14:14:14.238	<b>1:03.814</b>	20.345	23.973	19.496	85.379	75.317	3	14:04:45.488	<b>2:13.886</b>	40.886	59.591	33.409	50.955	44.501
(24) John DUNCAN															
1	14:01:12.747			25.392	19.503	85.054	75.657	4	14:06:49.533	<b>2:00.045</b>	44.745	52.150	27.150	36.412	72.864
2	14:02:29.720	<b>1:16.973</b>	20.462	24.883	31.628	64.776	41.145	5	14:07:54.906	<b>1:05.373</b>	21.371	24.267	19.735	84.839	73.907
3	14:04:43.624	<b>2:13.904</b>	40.920	58.178	34.806	48.314	40.257	6	14:08:59.752	<b>1:04.846</b>	20.727	24.339	19.780	84.946	73.826
4	14:06:48.087	<b>2:04.463</b>	44.744	52.778	26.941	36.852	<b>77.224</b>	7	14:10:04.520	<b>1:04.768</b>	20.579	24.324	19.865	84.625	73.907
5	14:07:53.369	<b>1:05.282</b>	20.968	24.696	19.618	83.260	75.572	8	14:11:09.205	<b>1:04.685</b>	<b>20.408</b>	24.278	19.999	84.518	73.583
6	14:08:57.621	<b>1:04.252</b>	21.230	23.689	19.333	86.927	76.259	9	14:12:13.537	<b>1:04.332</b>	20.664	<b>24.048</b>	<b>19.620</b>	<b>85.270</b>	<b>74.152</b>
7	14:10:01.136	<b>1:03.515</b>	20.687	<b>23.617</b>	<b>19.211</b>	<b>87.608</b>	76.432	10	14:13:19.357	<b>1:05.820</b>	20.985	24.496	20.339	82.747	72.706
8	14:11:04.606	<b>1:03.470</b>	20.368	23.792	19.310	86.257	76.694	11	14:14:24.691	<b>1:05.334</b>	21.201	24.288	19.845	84.732	73.583
9	14:12:08.143	<b>1:03.537</b>	20.359	23.804	19.374	86.146	76.694	(96) Taelor SHAND							
10	14:13:11.731	<b>1:03.588</b>	20.387	23.808	19.393	85.815	76.172	1	14:01:14.823			25.679	19.983	83.467	74.981
11	14:14:15.246	<b>1:03.515</b>	<b>20.318</b>	23.850	19.347	86.035	76.607	2	14:02:33.651	<b>1:18.828</b>	21.849	32.446	24.533	72.706	43.351
(4) Dominic WHEATLEY															
1	14:01:13.104			25.447	19.623	85.487	75.742	3	14:04:48.122	<b>2:14.471</b>	41.710	1:00.351	32.410	48.770	37.978
2	14:02:30.790	<b>1:17.686</b>	20.692	26.037	30.957	65.535	40.770	4	14:06:50.519	<b>2:02.397</b>	44.687	50.953	26.757	34.843	75.148
3	14:04:44.469	<b>2:13.679</b>	40.383	59.141	34.155	52.469	38.858	5	14:07:55.737	<b>1:05.218</b>	21.299	24.328	<b>19.591</b>	86.368	<b>75.828</b>
4	14:06:48.560	<b>2:04.091</b>	44.575	52.538	26.978	37.978	<b>76.782</b>	6	14:09:00.905	<b>1:05.168</b>	20.877	24.257	20.034	<b>86.479</b>	74.981
5	14:07:53.561	<b>1:05.001</b>	20.760	24.420	19.821	83.989	75.742	7	14:10:06.059	<b>1:05.154</b>	21.165	24.146	19.843	85.162	75.148
6	14:08:58.361	<b>1:04.800</b>	21.370	23.945	19.485	<b>87.494</b>	76.259	8	14:11:10.696	<b>1:04.637</b>	<b>20.525</b>	24.135	19.977	85.054	

## SMRC Season Finale

### Celtic Speed Mini Cooper Cup

Knockhill 1.267 miles

### Race 7 - 1st Race

08/10/2017 14:00

### Race (11 Laps) started at 14:00:00

Lap	Time of Day	Lap Tm	S1	S2	S3	S3Spd	SFSpd
4	14:06:51.573	<b>2:01.956</b>	44.495	50.852	26.609	37.935	74.897
5	14:07:56.849	<b>1:05.276</b>	20.936	24.451	19.889	85.487	75.742
6	14:09:01.688	<b>1:04.839</b>	21.159	24.035	19.645	86.479	<b>76.000</b>
7	14:10:07.213	<b>1:05.525</b>	21.420	24.348	19.757	86.368	76.000
8	14:11:11.604	<b>1:04.391</b>	20.659	24.058	19.674	<b>86.590</b>	74.813
9	14:12:16.066	<b>1:04.462</b>	20.976	23.856	<b>19.630</b>	85.596	75.742
10	14:13:20.173	<b>1:04.107</b>	<b>20.526</b>	<b>23.797</b>	19.784	85.925	75.657
11	14:14:25.391	<b>1:05.218</b>	20.963	24.360	19.895	85.925	75.317

Lap	Time of Day	Lap Tm	S1	S2	S3	S3Spd	SFSpd
(50) Andrew BELL							
1	14:05:25.616			4:28.427	27.690	58.152	38.347

#### (16) Craig DILLON

1	14:01:11.055			24.425	<b>19.464</b>	86.257	76.172
2	14:02:28.548	<b>1:17.493</b>	20.884	25.043	31.566	59.757	38.971
3	14:04:42.471	<b>2:13.923</b>	40.727	58.285	34.911	47.662	37.807
4	14:06:47.847	<b>2:05.376</b>	44.919	53.283	27.174	37.532	76.259
5	14:07:53.219	<b>1:05.372</b>	20.934	24.672	19.766	83.989	75.233
6	14:08:57.457	<b>1:04.238</b>	20.625	24.094	19.519	86.257	75.742
7	14:10:01.630	<b>1:04.173</b>	<b>20.320</b>	<b>23.786</b>	20.067	<b>86.479</b>	75.914
8	14:11:08.334	<b>1:06.704</b>	20.754	26.018	19.932	80.465	75.657
9	14:12:12.877	<b>1:04.543</b>	20.692	24.356	19.495	85.815	75.914
10	14:13:17.959	<b>1:05.082</b>	20.396	24.176	20.510	84.946	74.647
11	14:14:27.034	<b>1:09.075</b>	21.163	28.244	19.668	85.379	<b>76.345</b>

#### (21) Ross WILKINSON

1	14:01:20.490			32.310	20.311	70.196	<b>76.607</b>
2	14:02:39.248	<b>1:18.758</b>	22.234	31.486	25.038	67.108	54.648
3	14:04:53.444	<b>2:14.196</b>	41.710	1:02.386	30.100	56.631	49.127
4	14:06:54.118	<b>2:00.674</b>	44.919	49.750	26.005	43.520	76.172
5	14:08:00.468	<b>1:06.350</b>	21.332	25.150	19.868	85.706	75.742
6	14:09:04.536	<b>1:04.068</b>	20.449	23.933	19.686	<b>86.479</b>	76.519
7	14:10:09.774	<b>1:05.238</b>	20.705	24.553	19.980	83.363	75.657
8	14:11:14.026	<b>1:04.252</b>	20.625	23.933	19.694	84.839	76.259
9	14:12:17.972	<b>1:03.946</b>	20.487	<b>23.853</b>	<b>19.606</b>	86.368	76.259
10	14:13:22.317	<b>1:04.345</b>	<b>20.369</b>	24.105	19.871	86.146	76.000
11	14:14:28.895	<b>1:06.578</b>	21.638	25.180	19.760	83.363	76.172

#### (25) Ashleigh MORRIS

1	14:01:16.751			26.791	20.224	80.561	73.502
2	14:02:35.590	<b>1:18.839</b>	22.869	31.051	24.919	64.095	48.948
3	14:04:48.952	<b>2:13.362</b>	40.772	1:00.396	32.194	49.673	37.117
4	14:06:51.012	<b>2:02.060</b>	44.588	50.821	26.651	37.532	75.402
5	14:07:56.072	<b>1:05.060</b>	21.086	24.251	19.723	<b>86.368</b>	<b>75.657</b>
6	14:09:01.292	<b>1:05.220</b>	20.878	24.244	20.098	86.146	73.342
7	14:10:06.584	<b>1:05.292</b>	21.591	24.124	<b>19.577</b>	85.815	75.148
8	14:11:11.645	<b>1:05.061</b>	<b>20.799</b>	24.314	19.948	85.379	73.745
9	14:12:16.954	<b>1:05.309</b>	21.564	<b>24.121</b>	19.624	85.596	75.657
10	14:13:22.115	<b>1:05.161</b>	20.867	24.257	20.037	84.839	74.564
11	14:14:29.737	<b>1:07.622</b>	21.434	26.210	19.978	80.465	75.487

#### (34) Charlie MARTIN

1	14:01:17.142			26.928	19.998	81.540	74.897
2	14:02:36.694	<b>1:19.552</b>	23.620	30.984	24.948	63.973	49.562
3	14:04:50.444	<b>2:13.750</b>	41.431	1:00.977	31.342	56.016	40.353
4	14:06:52.139	<b>2:01.695</b>	44.733	50.477	26.485	37.914	76.000
5	14:07:57.758	<b>1:05.619</b>	<b>21.296</b>	24.749	19.574	<b>85.925</b>	<b>76.259</b>
6	14:09:03.478	<b>1:05.720</b>	21.381	24.661	19.678	85.596	75.828
7	14:10:10.440	<b>1:06.962</b>	21.991	25.173	19.798	84.839	75.657
8	14:11:16.620	<b>1:06.180</b>	21.407	24.906	19.867	85.596	75.828
9	14:12:22.007	<b>1:05.387</b>	21.354	<b>24.529</b>	<b>19.504</b>	84.946	75.572
10	14:13:28.229	<b>1:06.222</b>	21.439	25.040	19.743	84.839	75.572
11	14:14:34.621	<b>1:06.392</b>	21.650	25.069	19.673	84.412	75.572

#### (30) David LONG

1	14:01:18.011			26.599	20.639	82.240	71.927
2	14:02:37.403	<b>1:19.392</b>	23.456	31.007	24.929	62.953	47.259
3	14:04:51.589	<b>2:14.186</b>	41.594	1:01.371	31.221	55.737	39.945
4	14:06:53.286	<b>2:01.697</b>	44.410	50.389	26.898	39.382	75.317
5	14:08:01.179	<b>1:07.893</b>	22.546	25.654	<b>19.693</b>	<b>85.270</b>	74.897
6	14:09:06.614	<b>1:05.435</b>	20.993	<b>24.692</b>	19.750	84.625	75.064
7	14:10:12.585	<b>1:05.971</b>	<b>20.972</b>	25.227	19.772	83.675	75.487
8	14:11:18.689	<b>1:06.104</b>	21.320	24.920	19.864	84.518	74.152
9	14:12:25.197	<b>1:06.508</b>	21.512	25.114	19.882	83.571	74.813
10	14:13:31.272	<b>1:06.075</b>	21.374	24.859	19.842	84.095	<b>75.914</b>
11	14:14:37.866	<b>1:06.594</b>	21.443	24.883	20.268	84.306	74.399

Clerk of the Course.

 Sig : Time :  
 Chief Timekeeper : Ian Sharp (SMART Timing)

 Results available at [www.speedhive.com](http://www.speedhive.com) and [www.smart-timing.co.uk](http://www.smart-timing.co.uk)

Printed: 09/10/2017 17:51:13

Orbits



## SMRC Season Finale

## Lapchart


Celtic Speed Mini Cooper Cup

Knockhill 1.267 miles

Race 7 - 1st Race

08/10/2017 14:00

Race (11 Laps) started at 14:00:00



Competitors	Laps											
		1	2	3	4	5	6	7	8	9	10	11
Ian MUNRO (23)	1	23	23	23	23	23	23	23	23	23	23	23
Mark GERAGHTY (67)	2	67	67	67	67	67	67	67	67	67	67	67
Hannah CHAPMAN (8)	3	8	8	8	8	8	8	33	33	33	33	33
Dylan O'DONNELL (33)	4	33	33	33	33	33	33	8	8	8	8	8
Craig DILLON (16)	5	16	16	16	16	16	16	24	24	24	24	24
John DUNCAN (24)	6	24	24	24	24	24	24	16	4	4	4	4
Dominic WHEATLEY (4)	7	4	4	4	4	4	4	4	22	22	22	22
Adam KINDNESS (55)	8	55	55	55	55	22	22	22	16	16	91	91
Michael WEDDELL (22)	9	22	22	22	22	55	55	55	55	55	16	95
Craig BLAKE (95)	10	95	95	95	95	95	95	95	95	91	95	55
Taelor SHAND (96)	11	96	96	96	96	96	96	91	91	95	55	96
Ashleigh MORRIS (25)	12	25	25	25	25	25	91	96	96	96	96	77
Chris BLACKHALL (77)	13	77	77	77	77	77	25	25	77	77	77	16
Charlie MARTIN (34)	14	34	34	34	34	91	77	77	25	25	25	21
David LONG (30)	15	30	30	30	30	34	34	21	21	21	21	25
Robbie DALGLEISH (91)	16	91	91	91	91	21	21	34	34	34	34	34
Ross WILKINSON (21)	17	21	21	21	21	30	30	30	30	30	30	30
Andrew BELL (50)	18	50										
-	19											

Margin of Victory	Avg. Speed	Best Lap Tm	Best Speed	Best Lap by
1.081	58.972	1:03.335	72.011	23 - Ian MUNRO

Clerk of the Course.

Orbits

 Sig : Time :  
 Chief Timekeeper : Ian Sharp (SMART Timing)

 Results available at [www.speedhive.com](http://www.speedhive.com) and [www.smart-timing.co.uk](http://www.smart-timing.co.uk)

Printed: 09/10/2017 17:51:28



## SMRC Season Finale

Celtic Speed Mini Cooper Cup

Knockhill 1.267 miles

Race 11 - 2nd Race

08/10/2017 15:40

Race (9 Laps) started at 15:32:31

POLE POSITION

<b>2</b>	67 Mark GERAGHTY
<b>4</b>	8 Hannah CHAPMAN
<b>6</b>	4 Dominic WHEATLEY
<b>8</b>	91 Robbie DALGLEISH
<b>10</b>	55 Adam KINDNESS
<b>12</b>	77 Chris BLACKHALL
<b>14</b>	21 Ross WILKINSON
<b>16</b>	34 Charlie MARTIN
<b>18</b>	50 Andrew BELL

<b>1</b>	23 Ian MUNRO
<b>3</b>	33 Dylan O'DONNELL
<b>5</b>	24 John DUNCAN
<b>7</b>	22 Michael WEDDELL
<b>9</b>	95 Craig BLAKE
<b>11</b>	96 Taelor SHAND
<b>13</b>	16 Craig DILLON
<b>15</b>	25 Ashleigh MORRIS
<b>17</b>	30 David LONG
<b>19</b>	11 Morgan MURRAY

**1**  
**2**  
**3**  
**4**  
**5**  
**6**  
**7**  
**8**  
**9**  
**10**

Clerk of the Course.

Orbits

Sig :                      Time :  
 Chief Timekeeper : Ian Sharp (SMART Timing)  
 Results available at [www.speedhive.com](http://www.speedhive.com) and [www.smart-timing.co.uk](http://www.smart-timing.co.uk)





# Race Results



Bulletin No. \_\_\_\_\_

## SMRC Season Finale

Sorted on Laps

Scottish Legends Championship

Knockhill 1.267 miles

Race 8 - Heat 2

08/10/2017 14:25

Race (8 Laps) started at 14:28:29

Pos	No.	Name	Make/Model	CC	Class Code	Laps	Total Tm	Diff	Best Tm	In Lap	2nd Best
1	1	John PATERSON	Ford Coupe	1250	L	8	8:03.557		59.661	2	59.694
2	6	David HUNTER	Ford Coupe	1250	L	8	8:05.687	2.130	59.885	4	59.889
3	11	Paul O'BRIEN	Ford Coupe	1250	Guest	8	8:07.085	3.528	1:00.050	2	1:00.074
4	52	Stewart BLACK	Ford Coupe	1250	L	8	8:07.336	3.779	59.466	4	59.540
5	22	Ben MASON	Ford Coupe	1250	Guest	8	8:07.352	3.795	59.861	4	59.987
6	37	Ivor GREENWOOD	Ford Coupe	1250	L	8	8:09.784	6.227	59.853	4	1:00.060
7	71	Ryan McLEISH	Ford Coupe	1250	L	8	8:10.243	6.686	59.831	3	1:00.032
8	15	Steven McGILL	Ford Coupe	1250	L	8	8:11.189	7.632	1:00.296	2	1:00.339
9	8	Jordan HODGSON	Ford Coupe	1250	LR	8	8:21.883	18.326	1:01.064	4	1:01.303
10	17	Billy WAIT	37 Ford	1250	L	8	8:21.950	18.393	1:00.897	5	1:01.324
11	16	John BUSHBY	Ford Coupe	1250	L	8	8:30.081	26.524	1:01.972	4	1:02.126
12	4	Colin McNEILL	Ford Coupe	1250	L	8	8:30.127	26.570	1:01.603	7	1:01.894
13	5	Michael PAXTON	Ford Coupe	1250	LR	8	8:47.218	43.661	1:01.794	5	1:01.798
14	44	Charles FRASER	Ford Coupe	1250	L	8	8:47.956	44.399	1:02.984	4	1:03.385
Not classified											
DNF	26	Scott HYNDS	Ford Coupe	1250	L	6	6:26.701	DNF	1:00.837	3	1:01.289
DNS	38	Errico PALLAZZO	Ford Sedan	1250	Guest			DNF		0	
DNS	33	Kieran BEATY	Ford Coupe	1250	L			DNF		0	
DNS	85	Mark BEATY	Ford Coupe	1250	L			DNF		0	

Margin of Victory	Avg. Speed	Best Lap Tm	Best Speed	Best Lap by
2.130	75.455	59.466	76.697	52 - Stewart BLACK

Clerk of the Course.

Orbits

Sig : Time :  
Chief Timekeeper : Ian Sharp (SMART Timing)

Results available at [www.speedhive.com](http://www.speedhive.com) and [www.smart-timing.co.uk](http://www.smart-timing.co.uk)

Printed: 09/10/2017 17:46:48





## SMRC Season Finale

### Scottish Legends Championship

Knockhill 1.267 miles

### Race 8 - Heat 2

08/10/2017 14:25

### Race (8 Laps) started at 14:28:29

Lap	Time of Day	Lap Tm	S1	S2	S3	S3Spd	SFSpd
<b>(1) John PATERSON</b>							
1	14:29:34.403	<b>1:04.234</b>	23.591	22.820	17.823	96.143	90.442
2	14:30:34.064	<b>59.661</b>	<b>19.105</b>	<b>22.563</b>	17.993	<b>96.976</b>	90.442
3	14:31:33.796	<b>59.732</b>	19.351	22.602	<b>17.779</b>	96.976	<b>90.442</b>
4	14:32:33.730	<b>59.934</b>	19.346	22.760	17.828	96.419	<b>90.564</b>
5	14:33:33.467	<b>59.737</b>	19.168	22.759	17.810	96.419	90.442
6	14:34:33.161	<b>59.694</b>	19.261	22.652	17.781	96.281	90.442
7	14:35:33.179	<b>1:00.018</b>	19.286	22.701	18.031	96.419	89.836
8	14:36:33.297	<b>1:00.118</b>	19.476	22.739	17.903	96.558	88.068

Lap	Time of Day	Lap Tm	S1	S2	S3	S3Spd	SFSpd
<b>(6) David HUNTER</b>							
1	14:29:35.423	<b>1:05.179</b>	24.298	22.926	17.955	98.688	92.308
2	14:30:35.349	<b>59.926</b>	19.285	<b>22.691</b>	<b>17.950</b>	<b>99.566</b>	<b>92.562</b>
3	14:31:35.238	<b>59.889</b>	19.207	22.728	17.954	96.697	90.077
4	14:32:35.123	<b>59.885</b>	19.187	22.737	17.961	96.836	90.077
5	14:33:35.165	<b>1:00.042</b>	<b>19.118</b>	22.861	18.063	95.731	90.320
6	14:34:35.089	<b>59.924</b>	19.230	22.709	17.985	96.005	90.320
7	14:35:35.196	<b>1:00.107</b>	19.247	22.771	18.089	96.005	90.077
8	14:36:35.427	<b>1:00.231</b>	19.217	22.933	18.081	96.005	89.002

Lap	Time of Day	Lap Tm	S1	S2	S3	S3Spd	SFSpd
<b>(11) Paul O'BRIEN</b>							
1	14:29:35.116	<b>1:04.708</b>	23.764	22.954	17.990	97.540	91.303
2	14:30:35.166	<b>1:00.050</b>	19.273	22.788	17.989	97.257	91.055
3	14:31:35.510	<b>1:00.344</b>	19.631	22.740	17.973	<b>100.011</b>	<b>92.181</b>
4	14:32:35.623	<b>1:00.113</b>	19.306	22.849	<b>17.958</b>	99.566	91.055
5	14:33:36.053	<b>1:00.430</b>	19.523	22.808	18.099	97.824	90.809
6	14:34:36.206	<b>1:00.153</b>	19.340	<b>22.645</b>	18.168	97.824	90.932
7	14:35:36.280	<b>1:00.074</b>	19.256	22.738	18.080	97.399	90.932
8	14:36:36.825	<b>1:00.545</b>	<b>19.235</b>	23.221	18.089	97.967	90.320

Lap	Time of Day	Lap Tm	S1	S2	S3	S3Spd	SFSpd
<b>(52) Stewart BLACK</b>							
1	14:29:37.261	<b>1:05.828</b>	24.427	23.218	18.183	96.976	90.564
2	14:30:36.801	<b>59.540</b>	19.250	<b>22.441</b>	17.849	101.066	93.076
3	14:31:36.515	<b>59.714</b>	19.464	22.566	<b>17.684</b>	98.833	91.677
4	14:32:35.981	<b>59.466</b>	<b>19.024</b>	22.563	17.879	99.419	<b>93.205</b>
5	14:33:36.536	<b>1:00.555</b>	19.733	22.727	18.095	98.543	90.932
6	14:34:37.366	<b>1:00.830</b>	19.288	22.620	18.912	<b>101.371</b>	86.814
7	14:35:37.090	<b>59.724</b>	19.265	22.589	17.870	97.967	90.686
8	14:36:37.076	<b>59.986</b>	19.044	22.776	18.166	97.682	91.928

Lap	Time of Day	Lap Tm	S1	S2	S3	S3Spd	SFSpd
<b>(22) Ben MASON</b>							
1	14:29:35.888	<b>1:05.387</b>	24.295	23.036	18.056	97.257	90.564
2	14:30:35.899	<b>1:00.011</b>	19.382	<b>22.535</b>	18.094	97.540	90.686
3	14:31:35.916	<b>1:00.017</b>	19.417	22.546	18.054	98.111	90.686
4	14:32:35.777	<b>59.861</b>	<b>19.224</b>	22.606	<b>18.031</b>	<b>100.310</b>	<b>91.802</b>
5	14:33:36.210	<b>1:00.433</b>	19.690	22.565	18.178	98.688	91.303
6	14:34:36.512	<b>1:00.302</b>	19.323	22.710	18.269	98.833	89.836
7	14:35:36.499	<b>59.987</b>	19.333	22.590	18.064	97.682	90.686
8	14:36:37.092	<b>1:00.593</b>	19.279	23.059	18.255	98.688	88.299

Lap	Time of Day	Lap Tm	S1	S2	S3	S3Spd	SFSpd
<b>(37) Ivor GREENWOOD</b>							
1	14:29:38.441	<b>1:05.409</b>	23.689	23.791	17.929	100.011	<b>92.818</b>
2	14:30:38.545	<b>1:00.104</b>	19.520	22.843	17.741	99.863	92.818
3	14:31:38.845	<b>1:00.300</b>	19.471	22.724	18.105	100.611	89.596
4	14:32:38.698	<b>59.853</b>	19.571	<b>22.696</b>	<b>17.586</b>	100.310	92.562
5	14:33:38.890	<b>1:00.192</b>	<b>19.278</b>	23.110	17.804	<b>100.762</b>	91.928
6	14:34:38.950	<b>1:00.060</b>	19.317	22.951	17.792	97.967	92.308
7	14:35:39.148	<b>1:00.198</b>	19.402	22.907	17.889	98.979	91.928
8	14:36:39.524	<b>1:00.376</b>	19.441	23.025	17.910	98.979	92.181

Lap	Time of Day	Lap Tm	S1	S2	S3	S3Spd	SFSpd
<b>(71) Ryan McLEISH</b>							
1	14:29:38.209	<b>1:06.611</b>	24.404	23.864	18.343	93.205	90.320
2	14:30:39.068	<b>1:00.859</b>	20.032	22.734	18.093	101.371	90.564
3	14:31:38.899	<b>59.831</b>	19.358	<b>22.591</b>	17.882	100.460	88.532
4	14:32:38.931	<b>1:00.032</b>	19.725	22.604	<b>17.703</b>	100.460	<b>91.677</b>
5	14:33:39.310	<b>1:00.379</b>	19.344	22.973	18.062	<b>101.832</b>	90.442
6	14:34:39.647	<b>1:00.337</b>	19.504	22.714	18.119	97.967	91.677
7	14:35:39.697	<b>1:00.050</b>	19.372	22.652	18.026	98.543	89.002
8	14:36:39.983	<b>1:00.286</b>	<b>19.246</b>	22.789	18.251	100.762	89.477

Lap	Time of Day	Lap Tm	S1	S2	S3	S3Spd	SFSpd
<b>(15) Steven McGILL</b>							
1	14:29:36.359	<b>1:05.431</b>	24.379	22.906	18.146	<b>98.979</b>	<b>91.179</b>
2	14:30:36.655	<b>1:00.296</b>	19.502	22.818	<b>17.976</b>	98.398	90.809

Lap	Time of Day	Lap Tm	S1	S2	S3	S3Spd	SFSpd
3	14:31:37.507	<b>1:00.852</b>	19.959	22.835	18.058	97.967	89.836
4	14:32:37.846	<b>1:00.339</b>	<b>19.367</b>	22.958	18.014	97.117	89.836
5	14:33:38.773	<b>1:00.927</b>	19.642	22.900	18.385	93.335	89.477
6	14:34:39.454	<b>1:00.681</b>	19.882	<b>22.773</b>	18.026	98.254	90.809
7	14:35:40.346	<b>1:00.892</b>	19.891	22.847	18.154	96.976	89.596
8	14:36:40.929	<b>1:00.583</b>	19.414	22.853	18.316	97.257	89.120

Lap	Time of Day	Lap Tm	S1	S2	S3	S3Spd	SFSpd
<b>(8) Jordan HODGSON</b>							
1	14:29:40.547	<b>1:07.365</b>	24.037	24.544	18.784	97.399	90.564
2	14:30:42.284	<b>1:01.737</b>	20.319	23.395	<b>18.023</b>	97.682	<b>91.303</b>
3	14:31:44.387	<b>1:02.103</b>	20.406	23.636	18.061	<b>97.967</b>	89.836
4	14:32:45.451	<b>1:01.064</b>	19.597	23.376	18.091	96.697	90.320
5	14:33:46.754	<b>1:01.303</b>	<b>19.473</b>	23.505	18.325	95.868	89.120
6	14:34:48.399	<b>1:01.645</b>	19.993	<b>23.367</b>	18.285	95.323	89.716
7	14:35:49.901	<b>1:01.502</b>	19.526	23.594	18.382	95.595	89.477
8	14:36:51.623	<b>1:01.722</b>	19.851	23.638	18.233	94.252	89.477

Lap	Time of Day	Lap Tm	S1	S2	S3	S3Spd	SFSpd
<b>(17) Billy WAIT</b>							
1	14:29:39.955	<b>1:07.305</b>	23.822	24.676	18.807	96.143	<b>90.442</b>
2	14:30:42.182	<b>1:02.227</b>	20.278	23.650	18.299	95.595	88.884
3	14:31:44.719	<b>1:02.537</b>	20.298	23.575	18.664	95.731	89.477
4	14:32:46.043	<b>1:01.324</b>	19.712	23.404	18.208	96.976	89.120
5	14:33:46.940	<b>1:00.897</b>	<b>19.628</b>	<b>23.039</b>	18.230	<b>98.398</b>	89.596
6	14:34:48.968	<b>1:02.028</b>	20.068	23.377	18.583	97.117	88.884
7	14:35:50.346	<b>1:01.378</b>	19.748	23.307	18.323	96.697	89.120
8	14:36:51.690	<b>1:01.344</b>	19.837	23.333	<b>18.174</b>	98.111	90.320

Lap	Time of Day	Lap Tm	S1	S2	S3	S3Spd	SFSpd
<b>(16) John BUSHBY</b>							
1	14:29:40.782	<b>1:08.670</b>	24.603	25.002	19.065	<b>95.731</b>	<b>89.957</b>
2	14:30:44.348	<b>1:03.566</b>	20.543	24.616	18.407	94.120	89.477
3	14:31:46.803	<b>1:02.455</b>	20.044	23.822	18.589	95.323	86.590
4	14:32:48.775	<b>1:01.972</b>	<b>19.884</b>	<b>23.606</b>	18.482	95.323	88.416
5	14:33:50.901	<b>1:02.126</b>	20.030	23.698	<b>18.398</b>	93.988	88.416
6	14:34:53.432	<b>1:02.531</b>	20.124	23.857	18.550	92.947	87.380
7	14:35:56.251	<b>1:02.819</b>	20.311	23.799	18.709	92.562	86.146
8	14:36:59.821	<b>1:03.570</b>	20.465	24.225	18.880	91.055	85.706

Lap	Time of Day	Lap Tm	S1	S2	S3	S3Spd	SFSpd
<b>(4) Colin McNEILL</b>							
1	14:29:39.736	<b>1:08.621</b>	24.594	24.881	19		



# Race Results



Bulletin No. \_\_\_\_\_

## SMRC Season Finale

Lapchart


Scottish Legends Championship

Knockhill 1.267 miles

Race 8 - Heat 2

08/10/2017 14:25

Race (8 Laps) started at 14:28:29



Competitors	Laps								
	0	1	2	3	4	5	6	7	8
John PATERSON (1)	1	1	1	1	1	1	1	1	1
David HUNTER (6)	2	6	11	11	6	6	6	6	6
Paul O'BRIEN (11)	3	11	6	6	11	11	11	11	11
Ben MASON (22)	4	22	22	22	22	22	22	22	52
Steven McGILL (15)	5	15	15	15	52	52	52	52	22
Colin McNEILL (4)	6	4	52	52	15	15	15	37	37
Stewart BLACK (52)	7	52	71	37	37	37	37	15	71
Ryan McLEISH (71)	8	71	26	71	71	71	71	15	15
Scott HYNDS (26)	9	26	37	26	26	26	26	8	8
John BUSHBY (16)	10	16	4	17	8	8	8	17	17
Billy WAIT (17)	11	17	17	8	17	17	17	16	16
Michael PAXTON (5)	12	5	8	4	4	4	4	4	4
Ivor GREENWOOD (37)	13	37	16	16	16	16	16	26	5
Jordan HODGSON (8)	14	8	5	5	5	5	5	5	44
Charles FRASER (44)	15	44	44	44	44	44	44	44	44
-	16								
-	17								
-	18								

Margin of Victory	Avg. Speed	Best Lap Tm	Best Speed	Best Lap by
2.130	75.455	59.466	76.697	52 - Stewart BLACK

Clerk of the Course.

Orbits

Sig : Time :  
Chief Timekeeper : Ian Sharp (SMART Timing)

Results available at [www.speedhive.com](http://www.speedhive.com) and [www.smart-timing.co.uk](http://www.smart-timing.co.uk)

Printed: 09/10/2017 17:47:16



# Race Results



Bulletin No. \_\_\_\_\_

## SMRC Season Finale

Sorted on Laps

Scottish Fiesta Championship

Knockhill 1.267 miles

Race 9 - 2nd Race

08/10/2017 14:50

Race (14 Laps) started at 14:45:09

Pos	No.	Name	Make/Model	CC	Class Code	Laps	Total Tm	Diff	Best Tm	In Lap	2nd Best
1	18	Barry FARQUHARSON	Ford Fiesta ST	2000	ST	14	16:54.821		1:02.611	14	1:02.621
2	2	Wayne MacCAULAY	Ford Fiesta ST	2000	ST	14	16:56.308	1.487	1:02.074	6	1:02.106
3	50	Jim DEANS	Ford Fiesta ST	2000	Guest	14	17:05.998	11.177	1:03.163	11	1:03.363
4	61	Peter CRUICKSHANK	Ford Fiesta ST	2000	ST	14	17:06.675	11.854	1:03.013	6	1:03.018
5	37	Russell MORGAN	Ford Fiesta ST	2000	ST	14	17:09.225	14.404	1:03.393	7	1:03.645
6	54	Nicholas FORSYTH	Ford Fiesta ST	2000	ST	14	17:27.544	32.723	1:04.958	6	1:05.250
7	32	Kristian LEITH	Ford Fiesta XR2	1600	XR	14	17:29.080	34.259	1:05.273	11	1:05.339
8	33	Martin RAMSAY	Ford Fiesta XR2	1600	XR	14	17:40.410	45.589	1:05.810	11	1:06.059
9	81	Graeme CUTHBERT	Ford Fiesta XR2	1600	XR	14	17:56.307	1:01.486	1:06.977	10	1:06.987
10	64	Duncan FOX	Ford Fiesta XR2	1600	XRN	14	17:56.590	1:01.765	1:06.458	12	1:06.536
11	44	Robert KERR	Ford Fiesta XR2	1600	XRN	14	17:59.069	1:04.246	1:07.082	9	1:07.170
<b>Not classified</b>											
DNF	24	Steven GRAY	Ford Fiesta ST	2000	Guest	11	14:08.942	DNF	1:03.212	5	1:04.238
DNF	98	Gordon HASTON	Ford Fiesta ST	2000	Guest	1	4:45.581	DNF		0	
DNS	52	Dave COLVILLE	Ford Fiesta XR2	1600	XR			DNF		0	

### Announcements

Race distance increased to 14 laps - 2 Laps completed behind the Safety Car.

Margin of Victory	Avg. Speed	Best Lap Tm	Best Speed	Best Lap by
1.487	62.919	1:02.074	73.474	2 - Wayne MacCAULAY

Clerk of the Course.

Orbits

Sig : Time :  
Chief Timekeeper : Ian Sharp (SMART Timing)Results available at [www.speedhive.com](http://www.speedhive.com) and [www.smart-timing.co.uk](http://www.smart-timing.co.uk)

Printed: 09/10/2017 18:03:39





## SMRC Season Finale

### Scottish Fiesta Championship

Knockhill 1.267 miles

### Race 9 - 2nd Race

08/10/2017 14:50

### Race (14 Laps) started at 14:45:09

Lap	Time of Day	Lap Tm	S1	S2	S3	S3Spd	SFSpd	Lap	Time of Day	Lap Tm	S1	S2	S3	S3Spd	SFSpd
<b>(18) Barry FARQUHARSON</b>															
1	14:46:16.083			23.647	18.967	89.957	79.700	9	14:56:59.689	1:03.700	20.598	23.942	19.160	88.884	78.123
2	14:47:20.218	1:04.135	20.215	23.561	20.359	90.077	46.896	10	14:58:03.779	1:04.090	20.700	24.035	19.355	88.649	78.123
3	14:49:36.998	2:16.780	45.442	53.062	38.276	33.621	35.772	11	14:59:07.525	1:03.746	20.588	24.077	19.081	89.002	78.765
4	14:51:36.946	1:59.948	48.146	50.921	20.881	55.830	80.081	12	15:00:11.472	1:03.947	20.485	24.189	19.273	87.837	78.857
5	14:52:39.688	1:02.742	19.946	23.770	19.026	90.077	79.890	13	15:01:15.120	1:03.648	20.352	24.038	19.258	87.952	78.765
6	14:53:42.493	1:02.805	20.073	23.608	19.124	89.957	79.606	14	15:02:18.972	1:03.852	20.396	24.161	19.295	88.068	78.214
7	14:54:45.114	1:02.621	20.132	23.526	18.963	90.198	79.795	<b>(54) Nicholas FORSYTH</b>							
8	14:55:47.910	1:02.796	20.110	23.630	19.056	89.957	79.606	1	14:46:19.713			24.321	19.248	90.809	81.146
9	14:56:50.760	1:02.850	20.262	23.554	19.034	90.320	79.606	2	14:47:29.780	1:10.067	22.231	25.295	22.541	86.702	42.153
10	14:57:53.400	1:02.640	20.206	23.574	18.860	90.198	79.890	3	14:49:44.172	2:14.392	41.630	53.683	39.079	36.157	37.365
11	14:58:56.361	1:02.961	20.234	23.714	19.013	90.198	79.890	4	14:51:40.977	1:56.805	46.376	49.454	20.975	59.918	80.658
12	14:59:59.134	1:02.773	20.157	23.570	19.046	90.320	80.561	5	14:52:46.227	1:05.250	21.571	24.270	19.409	90.564	80.176
13	15:01:01.957	1:02.823	19.953	23.690	19.180	90.077	79.795	6	14:53:51.185	1:04.958	21.292	24.426	19.240	89.957	79.795
14	15:02:04.568	1:02.611	19.984	23.584	19.043	90.198	79.890	7	14:54:56.598	1:05.413	21.414	24.598	19.401	89.239	79.890
<b>(2) Wayne MacCAULAY</b>															
1	14:46:20.286			24.024	18.870	90.198	81.639	8	14:56:02.551	1:05.953	21.293	25.155	19.505	88.416	79.606
2	14:47:28.644	1:08.358	21.916	24.085	22.357	91.055	37.097	9	14:57:08.824	1:06.273	21.801	25.088	19.384	88.884	79.323
3	14:49:43.320	2:14.676	41.913	53.072	39.691	35.153	37.532	10	14:58:14.448	1:05.624	21.702	24.649	19.273	88.884	79.795
4	14:51:40.002	1:56.682	46.183	49.698	20.801	57.603	76.172	11	14:59:19.980	1:05.532	21.668	24.541	19.323	89.120	79.043
5	14:52:43.699	1:03.697	21.297	23.673	18.727	92.181	80.658	12	15:00:25.424	1:05.444	21.667	24.520	19.257	89.358	79.795
6	14:53:45.773	1:02.074	20.004	23.224	18.846	91.928	81.048	13	15:01:30.924	1:05.500	21.807	24.512	19.181	88.767	79.606
7	14:54:49.620	1:03.847	20.518	23.919	19.410	88.884	80.658	14	15:02:37.291	1:06.367	21.988	24.845	19.534	88.532	79.323
8	14:55:52.520	1:02.900			18.864	90.442	80.561	<b>(32) Kristian LEITH</b>							
9	14:56:54.755	1:02.235		23.343	18.961	90.809	81.343	1	14:46:22.359				20.207	83.467	73.745
10	14:57:56.861	1:02.106	19.938	23.311	18.857	90.809	80.950	2	14:47:31.281	1:08.922			21.970	83.675	43.463
11	14:58:59.039	1:02.178			18.879	90.932	80.950	3	14:49:45.843	2:14.562	41.775	54.079	38.708	32.294	34.825
12	15:00:01.353	1:02.314		23.391	19.006	90.320	80.755	4	14:51:42.138	1:56.295	46.918	48.226	21.151	67.854	74.070
13	15:01:03.744	1:02.391	20.026	23.377	18.988	90.564	80.853	5	14:52:48.322	1:06.184			19.977	85.054	73.664
14	15:02:06.055	1:02.311	19.920	23.369	19.022	91.179	78.857	6	14:53:53.984	1:05.662			19.809	84.518	74.152
<b>(50) Jim DEANS</b>															
1	14:46:17.677			24.236	19.165	89.239	78.950	7	14:54:59.390	1:05.406			19.913	84.306	73.664
2	14:47:24.610	1:06.933	20.883	23.907	22.143	90.320	44.179	8	14:56:05.128	1:05.738			20.068	83.989	74.152
3	14:49:39.028	2:14.418	42.403	53.252	38.763	33.403	36.079	9	14:57:10.830	1:05.702			20.019	84.412	73.583
4	14:51:38.130	1:59.102	47.368	50.218	21.516	55.142	79.043	10	14:58:16.206	1:05.376			19.913	84.412	74.234
5	14:52:41.647	1:03.517	20.657	23.792	19.068	89.358	79.700	11	14:59:21.479	1:05.273			19.865	84.839	74.730
6	14:53:45.446	1:03.799	20.405	24.105	19.289	88.068	78.950	12	15:00:26.913	1:05.434	21.080	24.364	19.990	83.885	74.316
7	14:54:49.487	1:04.041	20.503	24.305	19.233	86.814	79.700	13	15:01:32.252	1:05.339			19.884	84.518	74.070
8	14:55:54.580	1:05.093	21.438	23.796	19.859	90.442	79.700	14	15:02:38.827	1:06.575			20.270	83.675	73.826
9	14:56:58.077	1:03.497	20.524	23.686	19.287	90.442	80.081	<b>(33) Martin RAMSAY</b>							
10	14:58:02.336	1:04.259	20.853	24.275	19.131	88.183	79.417	1	14:46:23.578			25.292	20.147	83.157	74.152
11	14:59:05.499	1:03.163	20.380	23.745	19.038	89.836	80.272	2	14:47:33.083	1:09.505	22.505	25.569	21.431	82.341	49.599
12	15:00:08.951	1:03.452	20.543	23.886	19.023	89.002	80.081	3	14:49:47.796	2:14.713	41.286	53.862	39.565	31.256	33.859
13	15:01:12.314	1:03.363	20.363	23.911	19.089	88.884	79.700	4	14:51:43.660	1:55.864	46.002	48.477	21.385	63.609	74.152
14	15:02:15.745	1:03.431			19.033	89.836	79.511	5	14:52:50.080	1:06.420	21.732	24.703	19.985	83.885	74.316
<b>(61) Peter CRUICKSHANK</b>															
1	14:46:18.899			24.054	19.796	90.077	79.417	6	14:53:56.275	1:06.195	21.631	24.638	19.926	83.885	74.481
2	14:47:25.734	1:06.835	21.061	23.773	22.001	90.320	42.047	7	14:55:03.855	1:07.580	21.709	25.030	20.841	83.467	67.445
3	14:49:41.007	2:15.273	42.918	53.263	39.092	34.934	36.392	8	14:56:11.561	1:07.706	22.222	24.917	20.567	82.951	70.714
4	14:51:39.524	1:58.517	46.897	49.869	21.751	58.507	71.089	9	14:57:18.494	1:06.933	21.789	25.005	20.139	83.260	73.664
5	14:52:44.031	1:04.507	21.588	23.748	19.171	90.809	80.950	10	14:58:24.806	1:06.312	21.630	24.625	20.057	83.467	73.664
6	14:53:47.044	1:03.013	20.353	23.674	18.986	90.932	80.658	11	14:59:30.616	1:05.810	21.263	24.498	20.049	83.054	73.745
7	14:54:50.062	1:03.018	20.418	23.661	18.939	90.320	80.853	12	15:00:36.798	1:06.182	21.643	24.454	20.085	82.849	74.070
8	14:55:54.108	1:04.046	21.092	23.866	19.088	90.564	79.417	13	15:01:42.857	1:06.059	21.482	24.538	20.039	83.675	74.152
9	14:56:57.984	1:03.876	20.434	23.832	19.610	90.198	79.230	14	15:02:50.157	1:07.300	21.967	25.014	20.319	83.571	73.826
10	14:58:02.835	1:04.851	21.399	24.236	19.216	87.608	79.985	<b>(81) Graeme CUTHBERT</b>							
11	14:59:06.499	1:03.664	20.611	23.687	19.366	90.686	79.795	1	14:46:25.533			26.065	20.231	83.780	74.070
12	15:00:09.779	1:03.280	20.378	23.678	19.224	90.198	80.561	2	14:47:38.312	1:12.779	25.318	25.620	21.841	83.989	65.921
13	15:01:13.175	1:03.396	20.340	23.809	19.247	89.358	79.795	3	14:49:50.341	2:12.029	38.304	54.873	38.852	30.545	32.815
14	15:02:16.422	1:03.247	20.408	23.645	19.194	90.320	78.580	4	14:51:49.138	1:58.797	46.529	50.270	21.998	54.782	73.826
<b>(37) Russell MORGAN</b>															
1	14:46:19.021			23.876	19.483	89.002	79.323	5	14:52:56.342	1:07.204	22.002	25.145	20.057	84.732	74.647
2	14:47:26.519	1:07.498	21.498	24.046	21.954	89.358	45.160	6	14:54:06.679	1:10.337	23.554	25.825	20.958	81.146	73.745
3	14:49:41.719	2:15.200	42.814	53.295	39.091	33.370	37.282	7	14:55:14.398	1:07.719	22.540	24.950	20.229	84.625	74.981
4	14:51:39.866	1:58.147	46.787	49.976	21.384	57.504	74.070	8	14:56:22.653	1:08.255	22.598	25.424			



## SMRC Season Finale

Scottish Fiesta Championship

Knockhill 1.267 miles

Race 9 - 2nd Race

08/10/2017 14:50

Race (14 Laps) started at 14:45:09

Lap	Time of Day	Lap Tm	S1	S2	S3	S3Spd	SFSpd	Lap	Time of Day	Lap Tm	S1	S2	S3	S3Spd	SFSpd
3	14:49:49.449	<b>2:13.198</b>	39.647	54.736	38.815	31.447	34.013								
4	14:51:48.599	<b>1:59.150</b>	46.464	50.030	22.656	51.661	72.706								
5	14:52:55.994	<b>1:07.395</b>	21.889	25.179	20.327	83.157	73.102								
6	14:54:06.138	<b>1:10.144</b>	23.320	26.170	20.654	80.950	72.549								
7	14:55:14.195	<b>1:08.057</b>	22.368	25.385	20.304	82.442	73.502								
8	14:56:23.644	<b>1:09.449</b>	23.194	25.539	20.716	82.341	73.907								
9	14:57:30.379	<b>1:06.735</b>	21.529	24.843	20.363	82.442	73.022								
10	14:58:37.582	<b>1:07.203</b>	21.960	24.869	20.374	82.951	73.262								
11	14:59:45.576	<b>1:07.994</b>	22.290	25.169	20.535	82.645	73.102								
12	15:00:52.034	<b>1:06.458</b>	21.531	<b>24.799</b>	<b>20.128</b>	83.054	73.745								
13	15:01:58.570	<b>1:06.536</b>	<b>21.395</b>	24.881	20.260	<b>83.260</b>	<b>73.989</b>								
14	15:03:06.337	<b>1:07.767</b>	22.052	25.327	20.388	82.951	73.989								

(44) Robert KERR

1	14:46:25.279			25.739	20.943	81.441	71.773								
2	14:47:35.674	<b>1:10.395</b>	23.495	26.142	20.758	80.081	71.696								
3	14:49:48.568	<b>2:12.894</b>	39.279	54.043	39.572	31.595	33.537								
4	14:51:46.180	<b>1:57.612</b>	45.940	49.470	22.202	61.850	71.543								
5	14:52:55.335	<b>1:09.155</b>	22.500	26.068	20.587	80.465	72.314								
6	14:54:06.620	<b>1:11.285</b>	23.481	26.567	21.237	79.890	72.081								
7	14:55:15.443	<b>1:08.823</b>	22.924	25.706	20.193	81.639	72.785								
8	14:56:23.884	<b>1:08.441</b>	22.349	25.726	20.366	<b>83.157</b>	72.627								
9	14:57:30.966	<b>1:07.082</b>	21.878	<b>24.937</b>	20.267	83.157	72.864								
10	14:58:38.136	<b>1:07.170</b>	22.081	24.997	20.092	82.849	73.022								
11	14:59:45.920	<b>1:07.784</b>	22.114	25.323	20.347	82.543	<b>73.342</b>								
12	15:00:53.251	<b>1:07.331</b>	<b>21.803</b>	25.437	<b>20.091</b>	82.039	72.785								
13	15:02:00.934	<b>1:07.683</b>	21.957	25.357	20.369	81.343	72.314								
14	15:03:08.816	<b>1:07.882</b>	22.361	25.352	20.169	80.755	72.470								

(24) Steven GRAY

1	14:46:18.734			24.314	19.756	89.477	79.795								
2	14:47:25.067	<b>1:06.333</b>	20.554	23.477	22.302	91.179	42.908								
3	14:49:39.736	<b>2:14.669</b>	42.802	53.128	38.739	33.705	36.138								
4	14:51:39.046	<b>1:59.310</b>	47.256	50.192	21.862	55.599	74.316								
5	14:52:42.258	<b>1:03.212</b>	20.553	23.318	<b>19.341</b>	91.552	<b>80.081</b>								
6	14:53:47.016	<b>1:04.758</b>	<b>20.225</b>	23.694	20.839	90.442	57.702								
7	14:54:51.490	<b>1:04.474</b>	21.379	<b>23.259</b>	19.836	91.303	72.706								
8	14:55:55.728	<b>1:04.238</b>	20.565	23.324	20.349	<b>91.802</b>	62.835								
9	14:57:00.536	<b>1:04.808</b>	21.519	23.515	19.774	91.179	76.694								
10	14:58:05.522	<b>1:04.986</b>	21.155	23.535	20.296	90.809	65.599								
11	14:59:18.689	<b>1:13.167</b>	23.052	25.740	24.375	79.985	34.397								

(98) Gordon HASTON

1	14:49:55.328			<b>34.982</b>	<b>30.500</b>	<b>58.456</b>	<b>29.707</b>								
---	--------------	--	--	---------------	---------------	---------------	---------------	--	--	--	--	--	--	--	--

Clerk of the Course.

Sig : Time :  
Chief Timekeeper : Ian Sharp (SMART Timing)

Results available at [www.speedhive.com](http://www.speedhive.com) and [www.smart-timing.co.uk](http://www.smart-timing.co.uk)

Printed: 09/10/2017 18:03:51

Orbits





## SMRC Season Finale

## Lapchart

Scottish Fiesta Championship

Knockhill 1.267 miles

Race 9 - 2nd Race

08/10/2017 14:50

Race (14 Laps) started at 14:45:09

Competitors	Laps													
	1	2	3	4	5	6	7	8	9	10	11	12	13	14
Barry FARQUHARSON (18)	1	18	18	18	18	18	18	18	18	18	18	18	18	18
Jim DEANS (50)	2	50	50	50	50	50	50	2	2	2	2	2	2	2
Steven GRAY (24)	3	24	24	24	24	24	2	2	61	61	50	50	50	50
Peter CRUICKSHANK (61)	4	61	61	61	61	2	24	61	50	50	61	61	61	61
Russell MORGAN (37)	5	37	37	37	37	61	61	24	24	37	37	37	37	37
Nicholas FORSYTH (54)	6	54	2	2	2	37	37	37	37	24	24	24	54	54
Wayne MacCAULAY (2)	7	2	54	54	54	54	54	54	54	54	54	32	32	32
Kristian LEITH (32)	8	32	32	32	32	32	32	32	32	32	32	32	33	33
Martin RAMSAY (33)	9	33	33	33	33	33	33	33	33	33	33	33	81	81
Robert KERR (44)	10	44	44	44	44	44	64	64	81	81	81	81	64	64
Duncan FOX (64)	11	64	64	64	64	64	44	81	64	64	64	64	44	44
Graeme CUTHBERT (81)	12	81	81	81	81	81	81	44	44	44	44	44		
Gordon HASTON (98)	13	98												
-	14													

Margin of Victory	Avg. Speed	Best Lap Tm	Best Speed	Best Lap by
1.487	62.919	1:02.074	73.474	2 - Wayne MacCAULAY

Clerk of the Course.

Sig : Time :  
 Chief Timekeeper : Ian Sharp (SMART Timing)

Results available at [www.speedhive.com](http://www.speedhive.com) and [www.smart-timing.co.uk](http://www.smart-timing.co.uk)

Printed: 09/10/2017 18:04:04

Orbits







## Scottish XR2 Championship in association with Yokohama Tyres

Pos	Car No.	Name	Class	Knockhill	Knockhill	Knockhill	Knockhill	Knockhill	Knockhill	Oulton Park	Oulton Park	Knockhill	Knockhill	Knockhill	Knockhill	Knockhill	Knockhill	Knockhill	Total	
				1	2	3	4	5	6	7	8	9	10	11	12	13	14	15		16
1	84	Graeme CUTHBERT		25	25	20	25	16	20	40	DNF	16	16	16	16	12	12	14	16	289
2	32	Kristian LEITH								45	25	25	25	25	25	25	25	25	25	270
3	44	Robert KERR	N	20	EXC	16	16	25	25	36	20	DNF	DNS	14	14	10	10	12	12	230
4	64	Duncan FOX	N	16	20	25	20	20	16							20	14	16	14	181
5	33	Martin RAMSAY												20	20	16	16	20	20	112
6	95	Paul CURTIS										20	20							40
7	52	Dave COLVILLE														14	20	DNS	DNS	34

## Scottish XR2 Newcomers Cup

			Knockhill	Knockhill	Knockhill	Knockhill	Knockhill	Knockhill	Oulton Park	Oulton Park	Knockhill	Knockhill	Knockhill	Knockhill	Knockhill	Knockhill	Knockhill	Knockhill	Total
Pos	Car No.	Name	1	2	3	4	5	6	7	8	9	10	11	12	13	14	15	16	
1	44	Robert KERR	18	EXC	14	14	18	18	38	18	DNF	DNS	18	18	14	14	14	14	230
2	64	Duncan FOX	14	18	18	18	14	14							18	18	18	18	168



# Race Results



Bulletin No. \_\_\_\_\_

## SMRC Season Finale

Sorted on Laps

Scottish Classics Championship

Knockhill 1.267 miles

Race 10 - 2nd Race - AMENDED RESULT

08/10/2017 15:15

Race (12 Laps) started at 15:11:20

Pos	No.	Name	Make/Model	CC	Class Code	Laps	Total Tm	Diff	Best Tm	In Lap	2nd Best
1	33	Alastair BAPTIE	MGB GT V8	3900	CE	12	11:37.943		56.838	8	56.985
2	77	Tommy GILMARTIN	Morgan +8	3900	CE	12	11:41.056	3.113	57.326	10	57.337
3	39	Harry SIMPSON	Ginetta G4R	1851	CG	12	11:48.896	10.953	57.868	5	58.072
4	73	Andrew SMITH	Morgan +8	3900	Guest	12	12:03.132	25.189	58.965	6	59.295
5	49	Raymond BOYD	Porsche 911	2998	CD	12	12:03.434	25.491	59.449	6	59.527
6	57	Bruce MITCHELL	Lotus Europa TC	1760	CB	12	12:15.488	37.545	59.861	6	1:00.023
7	21	Jimmy CROW	Ford Escort	2000	CB	11	11:39.979	1 Lap	1:02.729	8	1:02.784
8	6	George LEITCH	Ford Fiesta	1400	CB	11	11:41.345	1 Lap	1:02.277	7	1:02.360
9	8	Max HORNE	Escort Mk1	1598	CB	11	11:50.743	1 Lap	1:02.767	8	1:03.476
10	27	Mario FERRARI	Alfa Sprint Trofeo	1498	CA	11	11:51.664	1 Lap	1:02.479	8	1:03.109
11	35	Ian BLACKLIN	Ford Capri	3000	CD	11	11:52.123	1 Lap	1:02.691	8	1:03.299
12	62	Michael LONGSTAFFE	MG Midget	1380	CA	11	12:06.855	1 Lap	1:04.527	4	1:04.609

### Not classified

DNS	20	William CONWAY	Mini Clubman GT	1380	CA			DNS		0	
-----	----	----------------	-----------------	------	----	--	--	-----	--	---	--

### Announcements

New Track Record (56.838) for SMRC Classic S/S (E) by Alistair BAPTIE.  
 AMENDED RESULT 21:55 13/10/17 - Car No.33 re-classified to Class E.

Margin of Victory	Avg. Speed	Best Lap Tm	Best Speed	Best Lap by
3.113	78.416	56.838	80.243	33 - Alastair BAPTIE

### Clerk of the Course.

Sig : Time :  
 Chief Timekeeper : Ian Sharp (SMART Timing)

Results available at [www.speedhive.com](http://www.speedhive.com) and [www.smart-timing.co.uk](http://www.smart-timing.co.uk)

Printed: 16/10/2017 19:45:46





## SMRC Season Finale

### Scottish Classics Championship

Knockhill 1.267 miles

### Race 10 - 2nd Race

08/10/2017 15:15

### Race (12 Laps) started at 15:11:20

Lap	Time of Day	Lap Tm	S1	S2	S3	S3Spd	SFSpd	Lap	Time of Day	Lap Tm	S1	S2	S3	S3Spd	SFSpd
<b>(33) Alastair BAPTIE</b>															
1	15:12:24.804			22.954	17.218	109.653	104.856	3	15:14:28.524	<b>1:00.670</b>	20.118	23.194	17.358	101.987	93.595
2	15:13:22.507	<b>57.703</b>	18.944	21.879	16.880	113.935	105.184	4	15:15:28.706	<b>1:00.182</b>	19.978	22.652	17.552	102.298	93.465
3	15:14:20.179	<b>57.672</b>	18.769	21.952	16.951	115.305	105.681	5	15:16:28.945	<b>1:00.239</b>	19.601	23.039	17.599	102.926	93.465
4	15:15:17.738	<b>57.559</b>	18.738	22.057	16.764	<b>116.304</b>	105.020	6	15:17:28.806	<b>59.861</b>	19.729	22.702	17.430	102.926	90.686
5	15:16:15.018	<b>57.280</b>	18.727	21.856	<b>16.697</b>	115.305	<b>107.372</b>	7	15:18:29.827	<b>1:01.021</b>	20.113	22.922	17.986	102.768	93.595
6	15:17:12.105	<b>57.087</b>	18.574	<b>21.713</b>	16.800	115.305	104.856	8	15:19:30.178	<b>1:00.351</b>	<b>19.593</b>	22.775	17.983	103.084	87.722
7	15:18:09.090	<b>56.985</b>	18.393	21.731	16.861	114.129	102.298	9	15:20:33.810	<b>1:03.632</b>	20.697	24.726	18.209	97.967	91.055
8	15:19:05.928	<b>56.838</b>	<b>18.341</b>	21.737	16.760	114.714	104.043	10	15:21:34.768	<b>1:00.958</b>	20.271	22.921	17.766	102.768	90.932
9	15:20:03.687	<b>57.759</b>	18.641	21.796	17.322	113.935	96.143	11	15:22:35.348	<b>1:00.580</b>	19.783	22.835	17.962	102.926	93.205
10	15:21:01.638	<b>57.951</b>	18.777	22.081	17.093	113.549	103.882	12	15:23:35.675	<b>1:00.327</b>	19.747	22.658	17.922	103.084	89.957
11	15:21:59.229	<b>57.591</b>	18.564	22.031	16.996	111.660	102.298	<b>(21) Jimmy CROW</b>							
12	15:22:58.130	<b>58.901</b>	18.661	22.623	17.617	109.118	94.252	1	15:12:29.986			24.764	18.644	96.143	87.494
<b>(77) Tommy GILMARTIN</b>															
1	15:12:23.283		23.195	17.007	112.033	102.926		2	15:13:32.782	<b>1:02.796</b>	20.235	24.176	18.385	96.697	88.068
2	15:13:21.393	<b>58.110</b>	18.974	22.360	16.776	114.323	<b>105.184</b>	3	15:14:35.621	<b>1:02.839</b>	20.260	24.160	18.419	96.281	<b>88.649</b>
3	15:14:19.675	<b>58.282</b>	19.272	22.198	16.812	113.549	102.768	4	15:15:38.681	<b>1:03.060</b>	20.146	24.282	18.632	96.143	88.299
4	15:15:17.391	<b>57.716</b>	18.880	22.144	16.692	114.129	103.721	5	15:16:41.505	<b>1:02.824</b>	20.221	24.221	18.382	96.558	88.416
5	15:16:14.728	<b>57.337</b>	18.780	22.002	<b>16.555</b>	114.323	104.692	6	15:17:44.691	<b>1:03.186</b>	20.459	24.400	18.327	96.419	88.299
6	15:17:12.519	<b>57.791</b>	19.353	21.726	16.712	115.903	104.529	7	15:18:47.692	<b>1:03.001</b>	20.468	24.107	18.426	96.697	88.299
7	15:18:10.211	<b>57.692</b>	19.004	<b>21.721</b>	16.967	<b>116.506</b>	104.204	8	15:19:50.421	<b>1:02.729</b>	20.241	<b>24.089</b>	18.399	96.419	<b>87.722</b>
8	15:19:07.579	<b>57.368</b>	18.681	21.952	16.735	115.504	104.856	9	15:20:53.225	<b>1:02.804</b>	20.266	24.243	18.295	96.697	88.416
9	15:20:05.520	<b>57.941</b>	18.952	22.148	16.841	114.518	103.084	10	15:21:56.009	<b>1:02.784</b>	<b>20.142</b>	24.415	<b>18.227</b>	96.697	88.068
10	15:21:02.846	<b>57.326</b>	<b>18.530</b>	22.036	16.760	116.103	<b>104.529</b>	11	15:23:00.166	<b>1:04.157</b>	20.614	25.152	18.391	<b>97.117</b>	88.183
11	15:22:02.608	<b>59.762</b>	20.597	22.447	16.718	113.935	104.043	<b>(6) George LEITCH</b>							
12	15:23:01.243	<b>58.635</b>	19.176	22.116	17.343	114.714	91.179	1	15:12:31.585			24.680	18.601	97.824	<b>87.608</b>
<b>(39) Harry SIMPSON</b>															
1	15:12:23.703		23.287	17.042	108.588	97.257		2	15:13:36.389	<b>1:04.804</b>	21.389	24.723	18.692	93.205	86.368
2	15:13:22.254	<b>58.551</b>	19.345	22.254	16.952	108.238	97.540	3	15:14:39.605	<b>1:03.216</b>	20.646	23.859	18.711	<b>98.979</b>	86.146
3	15:14:20.952	<b>58.698</b>	19.589	22.354	16.755	108.941	<b>98.833</b>	4	15:15:43.301	<b>1:03.696</b>	20.924	23.783	18.989	98.688	85.815
4	15:15:19.126	<b>58.174</b>	19.314	22.165	<b>16.695</b>	108.588	97.824	5	15:16:46.592	<b>1:03.291</b>	20.865	24.330	<b>18.096</b>	98.543	84.095
5	15:16:16.994	<b>57.868</b>	<b>18.900</b>	22.121	16.847	108.588	<b>98.688</b>	6	15:17:48.981	<b>1:02.389</b>	20.285	23.911	18.193	95.323	83.780
6	15:17:15.267	<b>58.273</b>	19.186	<b>22.115</b>	16.972	108.064	98.398	7	15:18:51.258	<b>1:02.277</b>	<b>20.210</b>	23.865	18.202	97.117	84.518
7	15:18:13.339	<b>58.072</b>	18.969	22.241	16.862	108.413	98.543	8	15:19:53.721	<b>1:02.463</b>	20.242	23.990	18.231	96.281	84.625
8	15:19:12.085	<b>58.746</b>	19.046	22.553	17.147	106.520	98.111	9	15:20:56.081	<b>1:02.360</b>	20.490	23.722	18.148	97.399	84.095
9	15:20:10.975	<b>58.890</b>	19.444	22.600	16.846	107.717	98.254	10	15:21:58.903	<b>1:02.822</b>	20.296	24.003	18.523	95.459	84.732
10	15:21:09.694	<b>58.719</b>	19.175	22.471	17.073	108.064	97.967	11	15:23:01.532	<b>1:02.629</b>	20.410	<b>23.597</b>	18.622	96.836	85.487
11	15:22:08.666	<b>58.972</b>	19.443	22.476	17.053	<b>109.118</b>	98.398	<b>(8) Max HORNE</b>							
12	15:23:09.083	<b>1:00.417</b>	19.137	23.913	17.367	104.529	92.562	1	15:12:30.887			25.120	18.926	97.682	86.927
<b>(73) Andrew SMITH</b>															
1	15:12:26.827		23.555	17.748	110.193	100.161		2	15:13:34.758	<b>1:03.871</b>	20.798	24.626	18.447	97.540	87.837
2	15:13:26.627	<b>59.800</b>	19.468	22.932	17.400	110.556	100.011	3	15:14:38.340	<b>1:03.582</b>	20.931	24.353	18.298	98.254	89.358
3	15:14:26.544	<b>59.917</b>	19.563	22.751	17.603	110.922	99.714	4	15:15:42.387	<b>1:04.047</b>			18.591	97.682	86.257
4	15:15:26.203	<b>59.659</b>	19.575	22.571	17.513	111.474	100.460	5	15:16:47.146	<b>1:04.759</b>		24.692	19.284	97.257	87.266
5	15:16:26.169	<b>59.966</b>	19.415	22.933	17.618	111.474	99.863	6	15:17:50.968	<b>1:03.822</b>	21.143	24.397	18.282	98.254	87.266
6	15:17:25.134	<b>58.965</b>	<b>19.243</b>	22.297	17.425	111.846	99.125	7	15:18:54.444	<b>1:03.476</b>	20.689	24.498	18.289	97.967	87.837
7	15:18:24.573	<b>59.439</b>	19.684	22.439	<b>17.316</b>	112.033	99.714	8	15:19:57.211	<b>1:02.767</b>	<b>20.500</b>	<b>24.071</b>	<b>18.196</b>	98.398	89.477
8	15:19:24.038	<b>59.465</b>	19.509	22.448	17.508	111.474	100.460	9	15:21:01.157	<b>1:03.946</b>	20.910	24.295	18.741	96.976	88.649
9	15:20:23.705	<b>59.667</b>	19.749	22.602	17.316	<b>112.220</b>	100.611	10	15:22:05.414	<b>1:04.257</b>	21.328	24.682	18.247	<b>99.566</b>	<b>89.716</b>
10	15:21:23.611	<b>59.906</b>	19.708	22.644	17.554	110.922	99.272	11	15:23:10.930	<b>1:05.516</b>	20.841	25.994	18.681	95.323	87.837
11	15:22:22.906	<b>59.295</b>	19.604	<b>22.265</b>	17.426	111.846	<b>102.926</b>	<b>(27) Mario FERRARI</b>							
12	15:23:23.319	<b>1:00.413</b>	19.821	23.075	17.517	106.689	98.254	1	15:12:32.664			24.721	19.026	92.308	83.054
<b>(49) Raymond BOYD</b>															
1	15:12:25.310		23.352	17.864	104.692	93.857		2	15:13:36.653	<b>1:03.989</b>	21.068	23.827	19.094	92.435	82.139
2	15:13:25.140	<b>59.830</b>	19.544	22.583	17.703	<b>105.349</b>	95.323	3	15:14:40.554	<b>1:03.901</b>	20.922	23.944	19.035	92.562	81.739
3	15:14:25.361	<b>1:00.221</b>	19.540	22.880	17.801	104.856	94.518	4	15:15:43.663	<b>1:03.109</b>	20.557	23.831	18.721	<b>93.335</b>	83.054
4	15:15:25.225	<b>59.864</b>	19.520	<b>22.505</b>	17.839	105.349	94.919	5	15:16:48.386	<b>1:04.723</b>	20.872	24.613	19.238	90.442	82.240
5	15:16:25.147	<b>59.922</b>	19.413	22.733	17.776	105.349	95.053	6	15:17:52.504	<b>1:04.118</b>	20.738	24.599	18.781	90.564	82.442
6	15:17:24.596	<b>59.449</b>	<b>19.205</b>	22.608	17.636	105.184	95.323	7	15:18:56.131	<b>1:03.627</b>	20.491	24.264	18.872	90.932	<b>83.260</b>
7	15:18:24.123	<b>59.527</b>	19.449	22.552	<b>17.526</b>	105.349	<b>95.731</b>	8	15:19:58.610	<b>1:02.479</b>	20.512	<b>23.387</b>	18.580	92.818	83.157
8	15:19:23.675	<b>59.552</b>	19.360	22.634	17.558	105.020	94.919	9	15:21:02.355	<b>1:03.745</b>	20.431	24.163	19.151	92.054	82.442
9	15:20:23.434	<b>59.759</b>	19.385	22.825	17.549	104.856	95.595	10	15:22:06.305	<b>1:03.950</b>	21.802	23.667	<b>18.481</b>	92.818	82.747
10	15:21:23.107	<b>59.673</b>	19.504	22.580	17.589	105.349	95.188	11	15:23:11.851	<b>1:05.546</b>	<b>20.419</b>	26.402	18.725	88.884	81.938
11	15:22:22.878	<b>59.771</b>	19.314	22.685	17.772	105.020	93.335	<b>(35) Ian BLACKLIN</b>							
12	15:23:23.621	<b>1:00.743</b>	20.039	22.926	17.778	103.561	94.919	1	15:12:31.425				18.898	98.979	87.040
<b>(57) Bruce MITCHELL</b>															
1	15:12:27.831		23.705	17.937	102.926	92.947		2	15:13:35.271	<b>1:03.846</b>			18.622	99.125	86.368
2	15:13:27.854	<b>1:00.023</b>	20.237	<b>22.561</b>	<b>17.225</b>	<b>103.242</b>	<b>93.857</b>	3	15:14:39.337	<b>1:04.066</b>			18.734	98.833	86



## SMRC Season Finale

Scottish Classics Championship

Knockhill 1.267 miles

Race 10 - 2nd Race

08/10/2017 15:15

Race (12 Laps) started at 15:11:20

Lap	Time of Day	Lap Tm	S1	S2	S3	S3Spd	SFSpd	Lap	Time of Day	Lap Tm	S1	S2	S3	S3Spd	SFSpd
11	15:23:12.310	1:03.299			18.700	98.688	86.146								
<b>(62) Michael LONGSTAFFE</b>															
1	15:12:34.558			25.938	19.358	91.677	80.755								
2	15:13:39.825	1:05.267			19.108	92.054	80.853								
3	15:14:44.796	1:04.971			18.861	92.054	82.645								
4	15:15:49.323	1:04.527	21.034	24.609	18.884	92.054	82.039								
5	15:16:53.932	1:04.609	21.324	24.362	18.923	91.802	82.039								
6	15:17:59.165	1:05.233			19.307	91.802	81.441								
7	15:19:04.386	1:05.221			19.612	91.427	79.511								
8	15:20:10.653	1:06.267			19.632	92.435	80.658								
9	15:21:15.803	1:05.150	21.419	24.699	19.032	91.427	82.139								
10	15:22:22.286	1:06.483			19.705	90.809	81.146								
11	15:23:27.042	1:04.756			18.955	93.076	80.755								

Clerk of the Course. Orbits

Sig : Time :  
 Chief Timekeeper : Ian Sharp (SMART Timing)  
 Results available at [www.speedhive.com](http://www.speedhive.com) and [www.smart-timing.co.uk](http://www.smart-timing.co.uk)







# Race Results



Bulletin No. \_\_\_\_\_

## SMRC Season Finale

Lapchart


Scottish Classics Championship

Knockhill 1.267 miles

Race 10 - 2nd Race

08/10/2017 15:15

Race (12 Laps) started at 15:11:20



Competitors	Laps												
	1	2	3	4	5	6	7	8	9	10	11	12	
Tommy GILMARTIN (77)	1	77	77	77	77	77	33	33	33	33	33	33	33
Harry SIMPSON (39)	2	39	39	33	33	33	77	77	77	77	77	77	77
Alastair BAPTIE (33)	3	33	33	39	39	39	39	39	39	39	39	39	39
Raymond BOYD (49)	4	49	49	49	49	49	49	49	49	49	49	73	73
Andrew SMITH (73)	5	73	73	73	73	73	73	73	73	73	73	49	49
Bruce MITCHELL (57)	6	57	57	57	57	57	57	57	57	57	57	57	57
Jimmy CROW (21)	7	21	21	21	21	21	21	21	21	21	21	21	21
Max HORNE (8)	8	8	8	8	8	6	6	6	6	6	6	6	6
Ian BLACKLIN (35)	9	35	35	35	35	8	8	8	8	8	8	8	8
George LEITCH (6)	10	6	6	6	6	35	35	35	35	35	27	27	27
Mario FERRARI (27)	11	27	27	27	27	27	27	27	27	27	35	35	35
Michael LONGSTAFFE (62)	12	62	62	62	62	62	62	62	62	62	62	62	62
-	13												

Margin of Victory	Avg. Speed	Best Lap Tm	Best Speed	Best Lap by
3.113	78.416	56.838	80.243	33 - Alastair BAPTIE

Clerk of the Course.

Orbits

Sig : Time :  
Chief Timekeeper : Ian Sharp (SMART Timing)

Results available at [www.speedhive.com](http://www.speedhive.com) and [www.smart-timing.co.uk](http://www.smart-timing.co.uk)

Printed: 09/10/2017 17:57:50



## Scottish Classic Sports and Saloons Championship

Pos	Car No.	Name	Class	Knockhill	Knockhill	Knockhill	Knockhill	Knockhill	Knockhill	Knockhill	Knockhill	Knockhill	Knockhill	Knockhill	Knockhill	Knockhill	Knockhill	Total
				1	2	3	4	5	6	7	8	9	10	11	12	13	14	
1	13	Alastair BAPTIE	A	25	25	25	18	25	25	25	25	25	25	25	25	DNF		268
2	57	Bruce MITCHELL	B	18	18	25	20	18	18	18	18	DNF	18	18	18	25	25	257
3	27	Mario FERRARI	A					16	20	20	20	20	20	20	25	18	18	197
4	49	Raymond BOYD	D			18	18	18	18			25	25	18	18	18	18	194
5	77	Tommy GILMARTIN	E	DNF	DNS	25	25	18	18	18	18	18	DNS			18	14	172
6	35	Ian BLACKLIN	D	18	18	14	14	14	14	DNF	DNS	20	20			14	14	160
7	20	William CONWAY	A	20	DNF	20	DNS	20	16			16	16	16	20	DNF	DNF	144
8	62	Michael LONGSTAFFE	A	16	20	16	14	14	14	16	16	DNF	DNS			DNF	14	140
9	22	Calum McRAE	F	18	18			18	18	14	14	14	18					132
10	39	Harry SIMPSON	G	DNF	DNF	DNS	DNS	18	18					18	18	18	18	108
11	21	Jimmy CROW	B			20	25	14	DNF							16	20	95
12	51	Alex MONTGOMERY	E	18	DNS	16	16					18	14					82
13	63	John KINMOND	E			DNF	DNS					14	18	18	18			68
14	8	Max HORNE	B			16	16									20	14	66
15	17	Charlie COPE	F							18	18	18	DNF					54
16	32	Alasdair COATES	E			20	20											40
17=	70	Oilly ROSS	F			18	18											36
17=	10	Andy WALKER	G	DNF	DNS					18	18							36
19	33	Alastair BAPTIE	E													14	18	32
20	78	Andrew GRAHAM	E			DNF	DNS	14	14	DNF	DNS							28
21=	41	Grant ALLAN	D									16	DNF					16
21=	6	George LEITCH	B	DNS	DNS											DNF	16	16

## SMRC Season Finale

Sorted on Laps

Celtic Speed Mini Cooper Cup

Knockhill 1.267 miles

Race 11 - 2nd Race

08/10/2017 15:40

Race (9 Laps) started at 15:32:31

Pos	No.	Name	Make/Model	CC	Class Code	Laps	Total Tm	Diff	Best Tm	In Lap	2nd Best
1	67	Mark GERAGHTY	Mini Cooper	1600	SMN	9	9:44.221		1:03.788	3	1:04.269
2	91	Robbie DALGLEISH	Mini Cooper	1600	SM	9	9:44.339	0.118	1:03.965	4	1:04.003
3	33	Dylan O'DONNELL	Mini Cooper	1600	SM	9	9:44.683	0.462	1:03.880	6	1:03.929
4	24	John DUNCAN	Mini Cooper	1600	SMN	9	9:46.592	2.371	1:03.289	6	1:04.032
5	4	Dominic WHEATLEY	Mini Cooper	1600	SMN	9	9:46.625	2.404	1:03.611	6	1:03.696
6	8	Hannah CHAPMAN	Mini Cooper	1600	SM L	9	9:47.171	2.950	1:03.709	5	1:03.863
7	23	Ian MUNRO	Mini Cooper	1600	SM	9	9:47.660	3.439	1:03.593	5	1:03.697
8	11	Morgan MURRAY	Mini Cooper	1600	SM	9	9:47.999	3.778	1:03.805	5	1:03.851
9	22	Michael WEDDELL	Mini Cooper	1600	SMN	9	9:48.081	3.860	1:04.135	7	1:04.395
10	95	Craig BLAKE	Mini Cooper	1600	SMN	9	9:49.931	5.710	1:04.145	5	1:04.254
11	96	Taelor SHAND	Mini Cooper	1600	SM L	9	9:51.267	7.046	1:04.225	9	1:04.278
12	77	Chris BLACKHALL	Mini Cooper	1600	SMN	9	9:56.221	12.000	1:04.168	5	1:04.482
13	21	Ross WILKINSON	Mini Cooper	1600	SMN	9	9:56.985	12.764	1:04.001	4	1:04.292
14	55	Adam KINDNESS	Mini Cooper	1600	SM	9	9:57.616	13.395	1:04.738	4	1:04.802
15	50	Andrew BELL	Mini Cooper	1600	SM	9	9:59.860	15.639	1:04.811	5	1:04.848
16	34	Charlie MARTIN	Mini Cooper	1600	SMN L	9	10:06.271	22.050	1:05.224	5	1:05.440
17	16	Craig DILLON	Mini Cooper	1600	Guest	9	10:17.898	33.677	1:04.351	3	1:05.069
18	30	David LONG	Mini Cooper	1600	Guest	9	10:29.565	45.344	1:06.385	7	1:06.571
19	25	Ashleigh MORRIS	Mini Cooper	1600	Guest	7	10:06.748	2 Laps	1:05.834	7	1:05.882

Margin of Victory	Avg. Speed	Best Lap Tm	Best Speed	Best Lap by
0.118	70.260	1:03.289	72.064	24 - John DUNCAN

Clerk of the Course.

Orbits

 Sig : Time :  
 Chief Timekeeper : Ian Sharp (SMART Timing)

 Results available at [www.speedhive.com](http://www.speedhive.com) and [www.smart-timing.co.uk](http://www.smart-timing.co.uk)

Printed: 09/10/2017 17:52:05





## SMRC Season Finale

### Celtic Speed Mini Cooper Cup

Knockhill 1.267 miles

### Race 11 - 2nd Race

08/10/2017 15:40

### Race (9 Laps) started at 15:32:31

Lap	Time of Day	Lap Tm	S1	S2	S3	S3Spd	SFSpd	Lap	Time of Day	Lap Tm	S1	S2	S3	S3Spd	SFSpd
4	15:37:01.405	<b>1:04.738</b>	20.646	24.149	19.943	85.379	74.152								
5	15:38:06.207	<b>1:04.802</b>	20.920	<b>24.134</b>	<b>19.748</b>	<b>86.257</b>	73.745								
6	15:39:12.226	<b>1:06.019</b>	21.172	24.632	20.215	84.306	72.706								
7	15:40:17.166	<b>1:04.940</b>	<b>20.574</b>	24.299	20.067	83.885	73.262								
8	15:41:24.043	<b>1:06.877</b>	20.988	25.195	20.694	80.368	73.422								
9	15:42:29.327	<b>1:05.284</b>	20.673	24.736	19.875	84.732	74.234								

#### (50) Andrew BELL

1	15:33:46.372			25.176	20.027	85.054	74.730
2	15:34:54.125	<b>1:07.753</b>	22.049	25.890	19.814	85.706	<b>75.233</b>
3	15:36:01.288	<b>1:07.163</b>	21.010	26.312	19.841	84.946	74.981
4	15:37:06.545	<b>1:05.257</b>	21.002	24.413	19.842	85.270	74.647
5	15:38:11.356	<b>1:04.811</b>	20.831	24.240	<b>19.740</b>	84.946	75.148
6	15:39:16.545	<b>1:05.189</b>	21.114	24.299	19.776	84.946	74.730
7	15:40:21.393	<b>1:04.848</b>	<b>20.773</b>	<b>24.170</b>	19.905	<b>85.925</b>	74.647
8	15:41:26.520	<b>1:05.127</b>	20.979	24.242	19.906	85.270	74.647
9	15:42:31.571	<b>1:05.051</b>	20.910	24.300	19.841	84.518	74.399

#### (34) Charlie MARTIN

1	15:33:45.594			24.982	19.935	<b>85.706</b>	74.730
2	15:34:51.981	<b>1:06.387</b>	21.301	25.025	20.061	84.306	74.234
3	15:36:02.091	<b>1:10.110</b>			19.702	84.412	75.317
4	15:37:07.531	<b>1:05.440</b>		24.662	<b>19.644</b>	84.839	74.981
5	15:38:12.755	<b>1:05.224</b>	<b>21.030</b>	<b>24.528</b>	19.666	85.487	<b>75.487</b>
6	15:39:19.909	<b>1:07.154</b>	21.483	25.440	20.231	84.095	74.481
7	15:40:25.839	<b>1:05.930</b>	21.435	24.680	19.815	85.054	75.317
8	15:41:31.396	<b>1:05.557</b>	21.275	24.553	19.729	85.054	75.233
9	15:42:37.982	<b>1:06.586</b>	21.507	25.328	19.751	84.946	75.402

#### (16) Craig DILLON

1	15:33:44.539			24.839	20.030	<b>86.035</b>	75.402
2	15:34:50.104	<b>1:05.565</b>	21.254	24.648	19.663	85.815	75.148
3	15:35:54.455	<b>1:04.351</b>	20.716	<b>24.121</b>	<b>19.514</b>	85.925	75.657
4	15:37:00.244	<b>1:05.789</b>	21.057	24.974	19.758	83.989	75.914
5	15:38:05.313	<b>1:05.069</b>	<b>20.701</b>	24.493	19.875	83.675	75.148
6	15:39:29.078	<b>1:23.765</b>	21.581	38.301	23.883	57.161	65.343
7	15:40:37.546	<b>1:08.468</b>	23.580	24.856	20.032	83.989	75.742
8	15:41:43.849	<b>1:06.303</b>	21.649	24.829	19.825	83.675	<b>76.086</b>
9	15:42:49.609	<b>1:05.760</b>	21.319	24.772	19.669	83.885	75.657

#### (30) David LONG

1	15:33:47.424			25.397	20.235	84.200	73.502
2	15:34:55.283	<b>1:07.859</b>	21.688	26.284	<b>19.887</b>	<b>84.306</b>	74.070
3	15:36:03.830	<b>1:08.547</b>	21.544	26.812	20.191	82.747	73.907
4	15:37:26.523	<b>1:22.693</b>			20.052	82.951	74.730
5	15:38:33.094	<b>1:06.571</b>		25.089	19.989	83.885	74.152
6	15:39:39.928	<b>1:06.834</b>	<b>21.542</b>	25.217	20.075	83.467	74.152
7	15:40:46.313	<b>1:06.385</b>	21.584	<b>24.832</b>	19.969	83.260	74.813
8	15:41:54.179	<b>1:07.866</b>	22.449	25.331	20.086	83.571	<b>75.572</b>
9	15:43:01.276	<b>1:07.097</b>	21.929	25.153	20.015	83.157	74.813

#### (25) Ashleigh MORRIS

1	15:33:46.132			25.089	20.228	84.839	73.745
2	15:34:52.014	<b>1:05.882</b>	21.424	<b>24.435</b>	20.023	<b>86.257</b>	<b>74.481</b>
3	15:36:08.346	<b>1:16.332</b>	22.584	29.205	24.543	69.904	34.291
4	15:39:20.185	<b>3:11.839</b>	2:25.442	25.490	20.907	82.951	73.664
5	15:40:26.678	<b>1:06.493</b>	21.619	24.617	20.257	85.487	74.070
6	15:41:32.625	<b>1:05.947</b>	21.476	24.629	<b>19.842</b>	84.732	74.481
7	15:42:38.459	<b>1:05.834</b>	<b>21.343</b>	24.488	20.003	85.270	74.070

Clerk of the Course.

Sig : Time :

Chief Timekeeper : Ian Sharp (SMART Timing)

 Results available at [www.speedhive.com](http://www.speedhive.com) and [www.smart-timing.co.uk](http://www.smart-timing.co.uk)

Printed: 09/10/2017 17:52:17

Orbits



## SMRC Season Finale

## Lapchart


Celtic Speed Mini Cooper Cup

Knockhill 1.267 miles

Race 11 - 2nd Race

08/10/2017 15:40

Race (9 Laps) started at 15:32:31



Competitors	Laps									
		1	2	3	4	5	6	7	8	9
Mark GERAGHTY (67)	1	67	67	67	67	67	67	23	67	67
Ian MUNRO (23)	2	23	91	91	91	91	23	67	91	91
Dylan O'DONNELL (33)	3	33	23	33	23	23	91	91	33	33
Hannah CHAPMAN (8)	4	8	33	23	33	33	33	33	23	24
Robbie DALGLEISH (91)	5	91	8	8	8	8	8	24	24	4
Michael WEDDELL (22)	6	22	24	24	4	4	4	4	4	8
John DUNCAN (24)	7	24	22	22	22	24	24	8	8	23
Dominic WHEATLEY (4)	8	4	4	4	24	22	22	22	22	11
Craig BLAKE (95)	9	95	95	95	95	95	11	11	11	22
Adam KINDNESS (55)	10	55	16	16	11	11	95	95	95	95
Chris BLACKHALL (77)	11	77	77	11	16	16	96	96	96	96
Taelor SHAND (96)	12	96	11	96	96	96	55	55	77	77
Craig DILLON (16)	13	16	96	55	77	77	21	77	21	21
Morgan MURRAY (11)	14	11	55	77	55	55	77	21	55	55
Charlie MARTIN (34)	15	34	34	21	21	21	50	50	50	50
Ashleigh MORRIS (25)	16	25	25	50	50	50	34	34	34	34
Andrew BELL (50)	17	50	21	34	34	34	16	16	16	16
Ross WILKINSON (21)	18	21	50	30	30	30	30	30	30	30
David LONG (30)	19	30	30	25	25	25	25	25		

Margin of Victory	Avg. Speed	Best Lap Tm	Best Speed	Best Lap by
0.118	70.260	1:03.289	72.064	24 - John DUNCAN

Clerk of the Course.

Orbits

 Sig : Time :  
 Chief Timekeeper : Ian Sharp (SMART Timing)

 Results available at [www.speedhive.com](http://www.speedhive.com) and [www.smart-timing.co.uk](http://www.smart-timing.co.uk)

Printed: 09/10/2017 17:52:29





## SMRC Season Finale

Celtic Speed Mini Cooper Cup

Knockhill 1.267 miles

Race 16 - 3rd Race

08/10/2017 17:45

Race (9 Laps) started at 17:49:44

Top 8 positions reversed

POLE POSITION

<b>2</b>	23 Ian MUNRO
<b>4</b>	4 Dominic WHEATLEY
<b>6</b>	33 Dylan O'DONNELL
<b>8</b>	67 Mark GERAGHTY
<b>10</b>	95 Craig BLAKE
<b>12</b>	77 Chris BLACKHALL
<b>14</b>	55 Adam KINDNESS
<b>16</b>	34 Charlie MARTIN
<b>18</b>	30 David LONG

<b>1</b>	11 Morgan MURRAY
<b>3</b>	8 Hannah CHAPMAN
<b>5</b>	24 John DUNCAN
<b>7</b>	91 Robbie DALGLEISH
<b>9</b>	22 Michael WEDDELL
<b>11</b>	96 Taelor SHAND
<b>13</b>	21 Ross WILKINSON
<b>15</b>	50 Andrew BELL
<b>17</b>	16 Craig DILLON
<b>19</b>	25 Ashleigh MORRIS

1  
2  
3  
4  
5  
6  
7  
8  
9  
10

Clerk of the Course.

Orbits

Sig :                      Time :  
 Chief Timekeeper : Ian Sharp (SMART Timing)  
 Results available at [www.speedhive.com](http://www.speedhive.com) and [www.smart-timing.co.uk](http://www.smart-timing.co.uk)





# Race Results



Bulletin No. \_\_\_\_\_

## SMRC Season Finale

Sorted on Laps

Scottish Legends Championship

Knockhill 1.267 miles

Race 12 - Final - Re-Start

08/10/2017 16:10

Race (8 Laps) started at 16:05:58

Pos	No.	Name	Make/Model	CC	Class Code	Laps	Total Tm	Diff	Best Tm	In Lap	2nd Best
1	1	John PATERSON	Ford Coupe	1250	L	8	8:03.697		59.678	8	59.688
2	11	Paul O'BRIEN	Ford Coupe	1250	Guest	8	8:15.904	12.207	1:00.114	4	1:00.358
3	6	David HUNTER	Ford Coupe	1250	L	8	8:16.010	12.313	59.881	5	1:00.408
4	15	Steven McGILL	Ford Coupe	1250	L	8	8:16.696	12.999	1:00.698	6	1:00.888
5	71	Ryan McLEISH	Ford Coupe	1250	L	8	8:16.818	13.121	1:00.033	5	1:00.164
6	52	Stewart BLACK	Ford Coupe	1250	L	8	8:18.147	14.450	59.701	7	1:00.110
7	22	Ben MASON	Ford Coupe	1250	Guest	8	8:18.785	15.088	1:00.667	8	1:00.676
8	17	Billy WAIT	37 Ford	1250	L	8	8:21.342	17.645	1:01.008	7	1:01.448
9	8	Jordan HODGSON	Ford Coupe	1250	LR	8	8:21.757	18.060	1:00.896	7	1:01.049
10	5	Michael PAXTON	Ford Coupe	1250	LR	8	8:24.932	21.235	1:01.621	3	1:01.994
11	16	John BUSHBY	Ford Coupe	1250	L	8	8:37.423	33.726	1:02.269	4	1:02.453
12	44	Charles FRASER	Ford Coupe	1250	L	8	8:37.658	33.961	1:03.240	2	1:03.630

### Not classified

DNS	4	Colin McNEILL	Ford Coupe	1250	L			DNS		0	
DNS	37	Ivor GREENWOOD	Ford Coupe	1250	L			DNS		0	
DNS	26	Scott HYNDS	Ford Coupe	1250	L			DNS		0	
DNS	38	Errico PALLAZZO	Ford Sedan	1250	Guest			DNS		0	
DNS	33	Kieran BEATY	Ford Coupe	1250	L			DNS		0	
DNS	85	Mark BEATY	Ford Coupe	1250	L			DNS		0	

### Announcements

RED FLAG after Leader completed 1 Lap - Race re-started over 8 Laps.

Margin of Victory	Avg. Speed	Best Lap Tm	Best Speed	Best Lap by
12.207	75.433	59.678	76.424	1 - John PATERSON

Clerk of the Course.

Sig : Time :  
Chief Timekeeper : Ian Sharp (SMART Timing)

Results available at [www.speedhive.com](http://www.speedhive.com) and [www.smart-timing.co.uk](http://www.smart-timing.co.uk)

Printed: 09/10/2017 17:47:34





## SMRC Season Finale

## Lapchart

Scottish Legends Championship

Knockhill 1.267 miles

Race 12 - Final - Re-Start

08/10/2017 16:10

Race (8 Laps) started at 16:05:58

Competitors	Laps									
	0	1	2	3	4	5	6	7	8	
Michael PAXTON (5)	1	5	1	1	1	1	1	1	1	1
John BUSHBY (16)	2	16	5	15	15	11	11	11	11	11
John PATERSON (1)	3	1	17	5	5	11	15	15	6	6
Jordan HODGSON (8)	4	8	15	11	11	6	6	6	15	15
Billy WAIT (17)	5	17	8	17	6	5	71	71	71	71
Ben MASON (22)	6	22	11	6	17	71	22	22	52	52
Steven McGILL (15)	7	15	22	71	22	17	5	52	22	22
Ryan McLEISH (71)	8	71	71	22	71	22	52	17	17	17
Paul O'BRIEN (11)	9	11	6	8	52	52	17	8	8	8
Stewart BLACK (52)	10	52	52	52	8	8	8	5	5	5
David HUNTER (6)	11	6	44	44	44	44	44	44	44	16
Charles FRASER (44)	12	44	16	16	16	16	16	16	16	44
-	13									
-	14									
-	15									
-	16									
-	17									
-	18									

Margin of Victory	Avg. Speed	Best Lap Tm	Best Speed	Best Lap by
12.207	75.433	59.678	76.424	1 - John PATERSON

Clerk of the Course.

Orbits

 Sig : Time :  
 Chief Timekeeper : Ian Sharp (SMART Timing)

 Results available at [www.speedhive.com](http://www.speedhive.com) and [www.smart-timing.co.uk](http://www.smart-timing.co.uk)

Printed: 09/10/2017 17:48:03



## Scottish Legends Championship

Pos	Car No.	Name	Class	Knockhill			Anglesey			Anglesey			Knockhill			Knockhill			Knockhill			Knockhill			Knockhill			Total			
				H1	H2	F	H1	H2	F	H1	H2	F	H1	H2	F	H1	H2	F	H1	H2	F	H1	H2	F	H1	H2	F				
1	1	John PATERSON		200	200	200	200	200	200	EXC	200	200	200	200	200	185	200	200	200	200	185	DNS	5	120	170	200	185	EXC	200	200	4450
2	6	David HUNTER		5	170	185	185	185	185	5	170	185	170	170	5	170	185	170	170	170	160	200	120	185	185	170	170	185	185	185	4230
3	37	Ivor GREENWOOD		150	185	170	170	170	150	5	140	160	185	185	5	200	140	5	150	185	170	160	140	200	200	185	200	200	160	DNS	3970
4	15	Steven McGILL		170	160	160	160	150	170	5	DNS	DNS	150	160	150	150	160	150	120	130	110	170	160	160	120	140	110	160	140	170	3585
5	71	Ryan McLEISH		185	150	150	5	160	160	5	185	170	140	140	170	140	130	140	130	5	DNS	5	170	140	160	160	160	150	150	160	3420
6	8	Jordan HODGSON	R	110	110	100	150	130	5	200	160	140	130	110	130	130	150	160	140	150	130	DNS	100	150	140	130	120	140	130	130	3375
7	5	Michael PAXTON	R	80	90	70	110	120	100	185	120	130	50	100	90	90	100	130	100	100	120	150	130	100	80	90	150	90	90	120	2885
8	52	Stewart BLACK											160	150	185	160	170	185	160	160	200				150	150	100	170	170	150	2420
9	4	Colin McNEILL		100	60	90	130	110	120	150	130	120	80	50	100	80	5	90	80	90	5	130	90	80	130	70	90	100	100	DNS	2380
10	17	Billy WAIT		160	130	140							120	80	160	120	5	120	110	120	5				100	110	130	130	120	140	2000
11	16	John BUSHBY		70	50	60	120	100	110	5	DNS	DNS	90	70	80	110	90	80				140	80	90	90	100	80	110	110	110	1945
12	68	Gerard McCOSH	T	140	140	110	140	140	140	160	150	150	60	60	140																1530
13	9	Neville ANDERSON	R	90	70	80	5	90	130	170	110	110	40	40	120	100	110	100													1365
14	26	Scott HYNDS					G	G	G	G	G	G	70	90	110	5	120	110	90	110	140	DNS	150	5				120	5	DNS	1125
15	68	Ben MASON	T															185	140	150	185	200	130							990	
16	46	Ross McCULLOCH																			5	185	170	110	120	140				730	
17	33	Kieran BEATY		130	120	120							100	130	5												5	DNS	DNS	610	
18	85	Mark BEATY		120	100	130							110	120	5												5	DNS	DNS	590	
19	44	Charles FRASER																			5	DNS	DNS	70	80	70	80	80	100	485	
20	3	Darren GAULTON																			5	110	110							225	
21	53	Garry FALCONER	T	5	80	5																								90	
22	36	Aaron Di COMBERTI																			5	DNS	DNS							5	

# Race Results



Bulletin No. \_\_\_\_\_

## SMRC Season Finale

Sorted on Laps

Scottish BMW Championship

Knockhill 1.267 miles

Race 131- 2nd Race

08/10/2017 16:30

Race (12 Laps) started at 16:30:51

Pos	No.	Name	Make/Model	CC	Class Code	Laps	Total Tm	Diff	Best Tm	In Lap	2nd Best
1	28	Ally SMITH	BMW Compact	1900	BMWCN	12	12:37.803		1:02.566	6	1:02.637
2	23	David McNAUGHTON	BMW Compact	1900	BMWCC	12	12:44.151	6.348	1:02.813	3	1:02.865
3	14	Lee ELRICK	BMW Compact	1900	BMWCC	12	12:49.215	11.412	1:02.698	3	1:03.029
4	72	Cliff HARPER	BMW Compact	1900	BMWCC	12	12:51.596	13.793	1:03.201	5	1:03.377
5	97	Greig SUTHERLAND	BMW Compact	1900	BMWCC	12	12:52.305	14.502	1:03.288	9	1:03.335
6	1	Gary CLARK	BMW Compact	1900	BMWCC	12	12:52.616	14.813	1:02.672	11	1:02.690
7	62	Liam McGILL	BMW Compact	1900	BMWCN	12	12:52.794	14.991	1:03.275	5	1:03.456
8	81	Douglas SIMPSON	BMW Compact	1900	BMWCC	12	12:54.465	16.662	1:03.266	9	1:03.468
9	77	Ashleigh MORRIS	BMW Compact	1900	BMWCC	12	13:05.737	27.934	1:04.511	6	1:04.579
10	10	Jake HUTCHISON	BMW Compact	1900	BMWCN	12	13:08.024	30.221	1:03.848	6	1:03.930
11	7	Steven KING	BMW Compact	1900	BMWCC	12	13:08.692	30.889	1:04.173	7	1:04.229

Margin of Victory

Avg. Speed

Best Lap Tm

Best Speed

Best Lap by

6.348

72.222

1:02.566

72.896

28 - Ally SMITH

Clerk of the Course.

Orbits

Sig : Time :

Chief Timekeeper : Ian Sharp (SMART Timing)

Results available at [www.speedhive.com](http://www.speedhive.com) and [www.smart-timing.co.uk](http://www.smart-timing.co.uk)

Printed: 09/10/2017 18:01:08









## SMRC Season Finale

Scottish BMW Championship

Knockhill 1.267 miles

Race 131- 2nd Race

08/10/2017 16:30

Race (12 Laps) started at 16:30:51

Lap	Time of Day	Lap Tm	S1	S2	S3	S3Spd	SFSpd	Lap	Time of Day	Lap Tm	S1	S2	S3	S3Spd	SFSpd
7	16:38:36.283	<b>1:04.173</b>	<b>20.630</b>	<b>23.982</b>	19.561	89.358	79.323								
8	16:39:41.187	<b>1:04.904</b>	20.963	24.380	19.561	89.358	<b>79.606</b>								
9	16:40:46.552	<b>1:05.365</b>	20.795	24.908	19.662	86.927	79.417								
10	16:41:51.562	<b>1:05.010</b>	20.667	24.686	19.657	88.068	79.323								
11	16:42:55.791	<b>1:04.229</b>	20.698	24.148	<b>19.383</b>	89.120	79.136								
12	16:44:00.293	<b>1:04.502</b>	20.949	24.116	19.437	<b>89.596</b>	79.606								

Clerk of the Course.

Orbits

Sig :                      Time :  
 Chief Timekeeper : Ian Sharp (SMART Timing)

Results available at [www.speedhive.com](http://www.speedhive.com) and [www.smart-timing.co.uk](http://www.smart-timing.co.uk)





## SMRC Season Finale

## Lapchart

Scottish BMW Championship

Knockhill 1.267 miles

Race 131- 2nd Race

08/10/2017 16:30

Race (12 Laps) started at 16:30:51

Competitors	Laps												
	1	2	3	4	5	6	7	8	9	10	11	12	
Ally SMITH (28)	1	28	28	28	28	28	28	28	28	28	28	28	28
Gary CLARK (1)	2	1	1	1	23	1	1	1	23	23	23	23	23
David McNAUGHTON (23)	3	23	23	23	1	23	23	23	14	14	14	14	14
Lee ELRICK (14)	4	14	14	14	14	14	14	14	72	72	72	72	72
Greig SUTHERLAND (97)	5	97	62	62	62	62	62	62	62	62	97	97	97
Liam McGILL (62)	6	62	97	97	97	97	72	97	97	62	62	1	
Cliff HARPER (72)	7	72	72	72	72	72	97	81	81	1	1	62	
Douglas SIMPSON (81)	8	81	81	81	81	81	81	1	1	81	81	81	
Ashleigh MORRIS (77)	9	77	77	77	77	77	77	77	77	77	77	77	
Jake HUTCHISON (10)	10	10	7	7	7	10	10	10	10	10	10	10	10
Steven KING (7)	11	7	10	10	10	7	7	7	7	7	7	7	7

Margin of Victory	Avg. Speed	Best Lap Tm	Best Speed	Best Lap by
6.348	72.222	1:02.566	72.896	28 - Ally SMITH

Clerk of the Course.

Sig : Time :  
 Chief Timekeeper : Ian Sharp (SMART Timing)

Results available at [www.speedhive.com](http://www.speedhive.com) and [www.smart-timing.co.uk](http://www.smart-timing.co.uk)

Printed: 09/10/2017 18:01:34

Orbits









OFFICIAL FEEDER SERIES

# Race Results

Bulletin No. \_\_\_\_\_



## SMRC Season Finale

Sorted on Laps

Scottish Formula Ford 1600 Championship

Knockhill 1.267 miles

Race 14 - 2nd Race

08/10/2017 16:55

Race (12 Laps) started at 16:55:19

Pos	No.	Name	Make/Model	CC	Class Code	Laps	Total Tm	Diff	Best Tm	In Lap	2nd Best
1	11	Ross MARTIN	Ray GR17	1600	FFA-N	12	11:06.912		55.037	6	55.164
2	33	Jordan GRONKOWSKI	Van Diemen JL012K	1600	FFA	12	11:07.890	0.978	54.985	12	55.049
3	88	Sebastian MELROSE	Ray GR14	1600	FFA	12	11:12.537	5.625	55.440	5	55.446
4	18	Michael MacPHERSON	Ray GR14	1600	FFA-N	12	11:12.972	6.060	55.364	6	55.519
5	3	Neil BROOME	Ray GR17	1600	FFA	12	11:29.836	22.924	56.427	12	56.617
6	29	Ross HOWE	Van Diemen RF99	1600	FFA-N	12	11:34.038	27.126	56.383	7	56.853
7	30	Steven BARLOW	Ray GR09	1600	FFA	12	11:45.842	38.930	56.569	9	56.616
8	27	David HOURIE	Van Diemen JL013	1600	FFA-N	12	11:47.025	40.113	56.105	7	56.244
9	70	Ivor MAIRS	Ray GR15	1600	Guest	12	11:47.178	40.266	57.781	9	58.046

Margin of Victory	Avg. Speed	Best Lap Tm	Best Speed	Best Lap by
0.978	82.065	54.985	82.947	33 - Jordan GRONKOWSKI

Clerk of the Course.

Orbits

Sig : Time :  
Chief Timekeeper : Ian Sharp (SMART Timing)

Results available at [www.speedhive.com](http://www.speedhive.com) and [www.smart-timing.co.uk](http://www.smart-timing.co.uk)

Printed: 09/10/2017 17:44:35







## SMRC Season Finale

## Lapchart

Scottish Formula Ford 1600 Championship

Knockhill 1.267 miles

Race 14 - 2nd Race

08/10/2017 16:55

Race (12 Laps) started at 16:55:19

Competitors	Laps											
	1	2	3	4	5	6	7	8	9	10	11	12
Ross MARTIN (11)	11	11	11	11	11	11	11	11	11	11	11	11
Jordan GRONKOWSKI (33)	33	33	33	33	33	33	33	33	33	33	33	33
Sebastian MELROSE (88)	88	88	88	88	88	88	88	88	88	88	88	88
Michael MacPHERSON (18)	18	18	18	18	18	18	18	18	18	18	18	18
Ross HOWE (29)	29	29	3	3	3	3	3	3	3	3	3	3
Neil BROOME (3)	3	3	30	30	30	30	30	30	30	30	29	29
Steven BARLOW (30)	30	30	29	29	29	27	27	29	27	29	30	30
David HOURIE (27)	27	27	27	27	27	29	29	27	29	70	70	27
Ivor MAIRS (70)	70	70	70	70	70	70	70	70	70	27	27	70

Margin of Victory	Avg. Speed	Best Lap Tm	Best Speed	Best Lap by
0.978	82.065	54.985	82.947	33 - Jordan GRONKOWSKI

Clerk of the Course.

Orbits

Sig : Time :  
 Chief Timekeeper : Ian Sharp (SMART Timing)

Results available at [www.speedhive.com](http://www.speedhive.com) and [www.smart-timing.co.uk](http://www.smart-timing.co.uk)

Printed: 09/10/2017 17:44:52



## Scottish Formula Ford 1600 Championship

Pos	Car No.	Name	Class	Knockhill	Knockhill	Knockhill	Knockhill	Knockhill	Knockhill	Knockhill	Knockhill	Knockhill	Knockhill	Knockhill	Knockhill	Knockhill	Knockhill	Knockhill	Total
				1	2	3	4	5	6	7	8	9	10	11	12	13	14	15	
1	11	Ross MARTIN	N	26	26	26	26	DNF	21	DNF	26	26	26	26	20	25	25	25	293
2	88	Sebastian MELROSE		20	20	14	DNF	20	25	26	10	12	14	10	14	14	16	16	211
3	33	Jordan GRONKOWSKI		12	14		14	10	14	14	16	14			25	20	21	21	195
4	96	Kenneth COWIE	N	14	DNF	10	16	EXC	16	DNF	20	20	20	20	17	17			170
5	3	Neil BROOME		9	12	8	12	26	9	DNF	8	9	9	9	12	12	10	12	141
6	18	Michael McPHERSON	N	10	DNF	7	10	DNF	10	16	9	10	16	16	10	10	14	14	135
7	20	Clay MITCHELL		7	16	20	EXC	16	DNF	12	12	16	12	14					125
8	92	Matthew CHISHOLM		16	DNF	16	20	DNF	12	20	14	DNF							98
9	29	Ross HOWE	N	8	9	9	9	14	8	9	6	6					9	10	97
10	30	Steven BARLOW		6	8						4	8	10	12	9	9	8	9	83
11	77	Fraser GRAY		4	7	6	DNF	12	7	10	5	7	8	8					74
12	27	David HOURIE	N	5	10	12	DNF				7	DNF					12	8	54

---

13 of the 15 Round points scores count



## Scottish Formula Ford 1600 Newcomers Cup

			Knockhill	Knockhill	Knockhill	Knockhill	Knockhill	Knockhill	Knockhill	Knockhill	Knockhill	Knockhill	Knockhill	Knockhill	Knockhill	Knockhill	Knockhill	Knockhill	Total
Pos	Car No.	Name	1	2	3	4	5	6	7	8	9	10	11	12	13	14	15		
1	11	Ross MARTIN	25	25	25	25	DNF	25	DNF	25	25	25	25	25	25	25	25	25	325
2	18	Michael McPHERSON	16	DNF	12	16	DNF	16	25	16	16	16	16	16	16	16	20	20	221
3	96	Kenneth COWIE	20	DNF	16	20	EXC	20	DNF	20	20	10	10	20	20				176
4	29	Ross HOWE	14	16	14	14	25	14	20	12	14						14	16	173
5	27	David HOURIE	12	20	20	DNF				14	DNF						16	14	96

# Race Results



Bulletin No. \_\_\_\_\_

## SMRC Season Finale

Sorted on Laps

Scottish Saloons &amp; Sportscars Championship

Knockhill 1.267 miles

Race 15 - 2nd Race

08/10/2017 17:20

Race (12 Laps) started at 17:22:21

Pos	No.	Name	Make/Model	CC	Class Code	Laps	Total Tm	Diff	Best Tm	In Lap	2nd Best
1	37	Kenneth McKELL	Mitsubishi EVO 8	2000	A1	12	11:02.673		53.921	9	54.082
2	16	Colin SIMPSON	Marcos Mantis	5000	A2	12	11:03.267	0.594	54.035	7	54.123
3	1	Paul BRYDON	BMW M3	3200T	Guest	12	11:12.418	9.745	54.672	6	54.778
4	54	Andrew MORRISON	Seat Leon Eurocup	1994	A2	12	11:23.935	21.262	55.308	9	55.328
5	69	Thomson McINTYRE	Subaru Impreza	2000	B1	12	11:39.590	36.917	57.163	2	57.327
6	85	Lowell FORSYTH	Lotus Exige	2000	Guest	12	11:39.934	37.261	55.532	9	55.854
7	70	Oliver MORTIMER	Mini Cooper R53	1600	R53	12	12:00.530	57.857	58.617	3	58.967
8	28	Scott TOLLAN	Escort Cosworth	2000	A1	12	12:04.425	1:01.752	57.893	10	58.000
9	27	Paul WILSON	Mini Cooper R53	2000	R53	11	11:18.451	1 Lap	59.468	7	59.526
10	44	Alistair McMILLAN	Ford Focus ST	2000	Guest	11	11:29.482	1 Lap	1:00.672	11	1:00.728
11	7	Vic COVEY	Mini Cooper R53	1600	Guest	11	11:29.868	1 Lap	59.864	4	1:00.082
12	35	Chris BLACKHALL	Mini Cooper	1600	Guest	11	11:35.815	1 Lap	1:01.339	10	1:01.500
13	26	Andrew PATERSON	BMW E36 318i	1796	B3	11	11:55.632	1 Lap	1:01.990	4	1:02.185

### Not classified

DNF	89	William ROBSON	Ford Focus RS	2500	B1	6	6:04.378	DNF	57.322	2	57.439
DNS	9	Ron CUMMING	Nemesis Kit Car	2000	A3			DNF		0	
DNS	48	Alan DONCASTER	Mitsubishi EVO 6RS	2000	B1			DNF		0	
DNS	8	Finlay CROCKER	Honda Civic TCR	2000	A2			DNF		0	
DNS	59	Gary WAIT	Ford Sierra Cosworth	2000	A2			DNF		0	

Margin of Victory	Avg. Speed	Best Lap Tm	Best Speed	Best Lap by
0.594	82.590	53.921	84.584	37 - Kenneth McKELL

Clerk of the Course.

Orbits

Sig : Time :  
Chief Timekeeper : Ian Sharp (SMART Timing)Results available at [www.speedhive.com](http://www.speedhive.com) and [www.smart-timing.co.uk](http://www.smart-timing.co.uk)

Printed: 09/10/2017 18:06:09







## SMRC Season Finale

Scottish Saloons & Sportscars Championship

Knockhill 1.267 miles

Race 15 - 2nd Race

08/10/2017 17:20

Race (12 Laps) started at 17:22:21

Lap	Time of Day	Lap Tm	S1	S2	S3	S3Spd	SFSpd	Lap	Time of Day	Lap Tm	S1	S2	S3	S3Spd	SFSpd
9	17:31:50.176	1:00.441	19.713	22.773	17.955	97.824	86.814								
10	17:32:50.791	1:00.615	20.083	22.503	18.029	98.543	86.479								
11	17:33:50.873	1:00.082	19.138	22.807	18.137	98.254	86.035								

(35) Chris BLACKHALL

1	17:23:35.111			26.289	18.819	92.562	85.925
2	17:24:37.687	1:02.576	20.406	23.544	18.626	94.785	86.257
3	17:25:40.752	1:03.065	20.120	23.388	19.557	94.651	84.095
4	17:26:42.963	1:02.211	20.190	23.435	18.586	95.053	84.946
5	17:27:44.956	1:01.993	19.891	23.726	18.376	95.188	84.839
6	17:28:46.456	1:01.500	20.048	23.042	18.410	93.988	84.412
7	17:29:49.929	1:03.473	19.977	24.091	19.405	79.985	79.323
8	17:30:51.815	1:01.886	20.379	22.977	18.530	94.120	84.306
9	17:31:53.357	1:01.542	20.055	23.121	18.366	96.558	84.625
10	17:32:54.696	1:01.339	20.038	22.992	18.309	95.053	83.989
11	17:33:56.820	1:02.124	20.157	23.397	18.570	94.385	83.989

(26) Andrew PATERSON

1	17:23:31.217			24.520	19.287	92.181	80.950
2	17:24:34.273	1:03.056	20.772	23.671	18.613	92.435	81.739
3	17:25:36.482	1:02.209	20.209	23.201	18.799	92.947	80.176
4	17:26:38.472	1:01.990	20.311	23.177	18.502	92.947	81.639
5	17:27:40.657	1:02.185	19.980	23.623	18.582	91.303	81.839
6	17:28:42.880	1:02.223	20.164	23.539	18.520	92.054	81.938
7	17:29:45.098	1:02.218	20.039	23.563	18.616	91.802	81.938
8	17:30:48.956	1:03.858	20.511	23.663	19.684	89.358	79.606
9	17:31:54.080	1:05.124	20.209	23.780	21.135	91.303	54.382
10	17:33:06.873	1:12.793	24.438	26.165	22.190	82.341	75.487
11	17:34:16.637	1:09.764	21.557	26.578	21.629	79.795	68.268

(89) William ROBSON

1	17:23:25.688			22.736	18.086	117.321	102.454
2	17:24:23.010	57.322	18.628	21.746	16.948	117.526	102.611
3	17:25:20.449	57.439	18.532	21.797	17.110	116.506	100.914
4	17:26:18.720	58.271	19.520	21.915	16.836	116.304	101.832
5	17:27:16.300	57.580	18.710	21.883	16.987	115.305	99.863
6	17:28:25.383	1:09.083	18.653	21.874	28.556	112.786	22.927

Clerk of the Course.

Sig : Time :  
Chief Timekeeper : Ian Sharp (SMART Timing)

Results available at [www.speedhive.com](http://www.speedhive.com) and [www.smart-timing.co.uk](http://www.smart-timing.co.uk)

Printed: 09/10/2017 18:06:21

Orbits







## SMRC Season Finale

## Lapchart

Scottish Saloons & Sportscars Championship

Knockhill 1.267 miles

Race 15 - 2nd Race

08/10/2017 17:20

Race (12 Laps) started at 17:22:21

Competitors	Laps											
	1	2	3	4	5	6	7	8	9	10	11	12
Kenneth McKELL (37)	1	37	37	37	37	37	37	37	37	37	37	37
Paul BRYDON (1)	2	1	1	16	16	16	16	16	16	16	16	16
Colin SIMPSON (16)	3	16	16	1	1	1	1	1	1	1	1	1
Thomson McINTYRE (69)	4	69	69	69	69	54	54	54	54	54	54	54
William ROBSON (89)	5	89	89	89	54	69	69	69	69	69	69	69
Oliver MORTIMER (70)	6	70	54	54	89	89	70	85	85	85	85	85
Andrew MORRISON (54)	7	54	70	70	70	70	85	70	70	70	70	70
Paul WILSON (27)	8	27	28	27	85	85	89	28	28	28	28	28
Lowell FORSYTH (85)	9	85	27	28	27	27	28	27	27	27	27	27
Scott TOLLAN (28)	10	28	85	85	28	28	27	26	44	44	44	44
Vic COVEY (7)	11	7	7	26	26	26	26	44	26	7	7	7
Andrew PATERSON (26)	12	26	26	44	44	44	44	7	7	35	35	35
Alistair McMILLAN (44)	13	44	44	35	35	7	7	35	35	26	26	26
Chris BLACKHALL (35)	14	35	35	7	7	35	35					
-	15											
-	16											
-	17											
-	18											

Margin of Victory	Avg. Speed	Best Lap Tm	Best Speed	Best Lap by
0.594	82.590	53.921	84.584	37 - Kenneth McKELL

Clerk of the Course.

Orbits

Sig : Time :  
 Chief Timekeeper : Ian Sharp (SMART Timing)

Results available at [www.speedhive.com](http://www.speedhive.com) and [www.smart-timing.co.uk](http://www.smart-timing.co.uk)



## Scottish Saloon and Sportscar Championship

Pos	Car No.	Name	Class	Knockhill	Knockhill	Knockhill	Knockhill	Knockhill	Knockhill	Knockhill	Knockhill	Knockhill	Knockhill	Knockhill	Knockhill	Knockhill	Knockhill	Total
				1	2	3	4	5	6	7	8	9	10	11	12	13	14	
1	89	William ROBSON	B1	14	16	25	18	25	18	14	18	25	25	14	14	25	DNF	251
2	26	Andrew PATERSON	B3	18	18	18	18	18	18	18	DNF	18	18	18	18	18	18	234
3	37	Kenneth McKELL	A1	20	20	25	25	14	DNF	25	DNF	18	DNF	18	18	18	18	219
4	54	Andrew MORRISON	A2	18	18	20	25	20	20			20	20			20	14	195
5	69	Thomson McINTYRE	B1	20	25	DNF	DNS	DNF				16	16	18	18	20	18	151
6=	29	Robert DRUMMOND	A1	25	25	20	DNF	18	18	20	DNF	DNS	DNS					126
6=	9	Ron CUMMING	A3			18	18	18	18	18	18					18	DNS	126
8=	8	Finlay CROCKER	A2			DNF	DNS	25	25			25	25			DNF	DNS	100
8=	59	Gary WAIT	A2	DNS	DNS	16	16	16	DNF	18	DNS	16	DNF	18	DNS			100
10	48	Alan DONCASTER	B1	16	DNF			DNS		18	14	20	20			DNF	DNS	88
11	16	Colin SIMPSON	A2			25	DNS									25	18	68
12	28	Scott TOLLAN	A1	DNF	DNF	16				14	DNS					14	14	58
13	33	Alastair BAPTIE	B1	25	20			DNF	DNF									45
14	19	Graham WAIT	A1							16	25	DNF	DNS					41
15	23	Lance GAULD	A2			14	20											34
16	78	David HEADEN	A3							14	14							28
17	63	Graham ROBERTSON	B1	12	14	DNF	DNS											26
18	88	Ian DONALDSON	A1	DNF	DNS							DNS	DNS					0



## SMRC Season Finale

Sorted on Laps

Celtic Speed Mini Cooper Cup

Knockhill 1.267 miles

Race 16 - 3rd Race

08/10/2017 17:45

Race (9 Laps) started at 17:49:44

Pos	No.	Name	Make/Model	CC	Class Code	Laps	Total Tm	Diff	Best Tm	In Lap	2nd Best
1	11	Morgan MURRAY	Mini Cooper	1600	SM	9	9:41.682		1:03.785	4	1:03.843
2	33	Dylan O'DONNELL	Mini Cooper	1600	SM	9	9:43.387	1.705	1:03.437	5	1:03.469
3	23	Ian MUNRO	Mini Cooper	1600	SM	9	9:43.690	2.008	1:03.682	9	1:03.852
4	8	Hannah CHAPMAN	Mini Cooper	1600	SM L	9	9:44.866	3.184	1:03.416	5	1:03.924
5	24	John DUNCAN	Mini Cooper	1600	SMN	9	9:45.050	3.368	1:03.429	5	1:03.666
6	91	Robbie DALGLEISH	Mini Cooper	1600	SM	9	9:48.289	6.607	1:03.580	6	1:03.689
7	4	Dominic WHEATLEY	Mini Cooper	1600	SMN	9	9:48.476	6.794	1:03.622	7	1:04.215
8	22	Michael WEDDELL	Mini Cooper	1600	SMN	9	9:48.726	7.044	1:03.701	6	1:03.763
9	96	Taelor SHAND	Mini Cooper	1600	SM L	9	9:49.105	7.423	1:03.909	6	1:03.916
10	67	Mark GERAGHTY	Mini Cooper	1600	SMN	9	9:51.169	9.487	1:04.154	8	1:04.238
11	95	Craig BLAKE	Mini Cooper	1600	SMN	9	9:53.022	11.340	1:04.325	6	1:04.591
12	16	Craig DILLON	Mini Cooper	1600	Guest	9	9:56.265	14.583	1:04.388	4	1:04.779
13	25	Ashleigh MORRIS	Mini Cooper	1600	Guest	9	9:58.815	17.133	1:04.526	7	1:04.840
14	50	Andrew BELL	Mini Cooper	1600	SM	9	9:59.751	18.069	1:05.078	7	1:05.163
15	21	Ross WILKINSON	Mini Cooper	1600	SMN	9	10:00.764	19.082	1:04.072	5	1:04.152
16	34	Charlie MARTIN	Mini Cooper	1600	SMN L	9	10:01.519	19.837	1:04.905	7	1:04.970
17	30	David LONG	Mini Cooper	1600	Guest	9	10:12.897	31.215	1:06.300	8	1:06.313
18	77	Chris BLACKHALL	Mini Cooper	1600	SMN	9	10:13.136	31.454	1:04.505	4	1:04.733
<b>Not classified (80% = 7 Laps)</b>											
	55	Adam KINDNESS	Mini Cooper	1600	SM	6	10:25.607	3 Laps	1:04.958	6	1:04.966

Margin of Victory	Avg. Speed	Best Lap Tm	Best Speed	Best Lap by
1.705	70.567	1:03.416	71.919	8 - Hannah CHAPMAN

Clerk of the Course.

Orbits

 Sig : Time :  
 Chief Timekeeper : Ian Sharp (SMART Timing)

 Results available at [www.speedhive.com](http://www.speedhive.com) and [www.smart-timing.co.uk](http://www.smart-timing.co.uk)

Printed: 09/10/2017 17:52:59





## SMRC Season Finale

### Celtic Speed Mini Cooper Cup

Knockhill 1.267 miles

### Race 16 - 3rd Race

08/10/2017 17:45

### Race (9 Laps) started at 17:49:44

Lap	Time of Day	Lap Tm	S1	S2	S3	S3Spd	SFSpd	Lap	Time of Day	Lap Tm	S1	S2	S3	S3Spd	SFSpd
4	17:54:16.402	<b>1:05.256</b>	20.980	24.378	19.898	85.379	<b>75.914</b>								
5	17:55:21.736	<b>1:05.334</b>	<b>20.892</b>	24.587	19.855	85.054	75.657								
6	17:56:26.899	<b>1:05.163</b>	20.931	24.488	<b>19.744</b>	85.925	75.402								
7	17:57:31.977	<b>1:05.078</b>			19.800	86.035	75.148								
8	17:58:37.957	<b>1:05.980</b>		24.926	20.034	83.885	74.647								
9	17:59:44.527	<b>1:06.570</b>	22.321	24.320	19.929	86.035	73.907								

#### (21) Ross WILKINSON

1	17:50:56.962			24.455	19.930	85.706	<b>76.432</b>
2	17:52:11.142	<b>1:14.180</b>	21.497	32.894	19.789	86.035	76.259
3	17:53:16.929	<b>1:05.787</b>	21.244	24.634	19.909	84.839	75.487
4	17:54:22.056	<b>1:05.127</b>	20.952	24.242	19.933	85.162	75.233
5	17:55:26.128	<b>1:04.072</b>	20.657	23.870	<b>19.545</b>	85.925	76.172
6	17:56:30.605	<b>1:04.477</b>	20.698	24.098	19.681	85.925	75.914
7	17:57:34.757	<b>1:04.152</b>	20.645	<b>23.833</b>	19.674	<b>86.368</b>	75.572
8	17:58:40.965	<b>1:06.208</b>	<b>20.629</b>	25.486	20.093	77.761	74.316
9	17:59:45.540	<b>1:04.575</b>	20.697	24.192	19.686	84.839	75.914

#### (34) Charlie MARTIN

1	17:50:59.962			25.584	19.955	85.270	74.897
2	17:52:06.449	<b>1:06.487</b>	21.646	24.520	20.321	85.815	74.647
3	17:53:13.428	<b>1:06.979</b>	21.275	25.690	20.014	83.780	74.316
4	17:54:18.658	<b>1:05.230</b>	21.192	24.429	19.609	86.035	75.487
5	17:55:23.797	<b>1:05.139</b>	21.073	24.286	19.780	86.035	75.402
6	17:56:28.907	<b>1:05.110</b>	21.153	24.490	<b>19.467</b>	85.815	<b>75.657</b>
7	17:57:33.812	<b>1:04.905</b>	<b>21.030</b>	24.315	19.560	84.732	75.148
8	17:58:41.325	<b>1:07.513</b>	21.120	26.041	20.352	79.511	75.148
9	17:59:46.295	<b>1:04.970</b>	21.228	<b>24.184</b>	19.558	<b>86.146</b>	75.402

#### (30) David LONG

1	17:51:02.386			26.239	20.219	84.095	74.316
2	17:52:10.853	<b>1:08.467</b>	21.992	26.398	20.077	83.571	74.481
3	17:53:18.119	<b>1:07.266</b>	21.974	25.304	19.988	84.625	74.813
4	17:54:24.830	<b>1:06.711</b>	<b>21.603</b>	25.196	19.912	83.467	75.402
5	17:55:31.659	<b>1:06.829</b>	21.852	25.106	19.871	83.885	75.148
6	17:56:38.408	<b>1:06.749</b>	21.783	25.121	19.845	83.780	75.064
7	17:57:45.060	<b>1:06.652</b>	21.640	24.910	20.102	84.306	73.989
8	17:58:51.360	<b>1:06.300</b>	21.684	24.838	<b>19.778</b>	84.412	<b>75.487</b>
9	17:59:57.673	<b>1:06.313</b>	21.730	<b>24.782</b>	19.801	<b>85.596</b>	73.664

#### (77) Chris BLACKHALL

1	17:50:57.797			24.855	20.044	84.625	74.234
2	17:52:05.423	<b>1:07.626</b>	21.085	26.138	20.403	83.571	74.647
3	17:53:10.156	<b>1:04.733</b>	20.796	24.217	<b>19.720</b>	<b>85.706</b>	<b>75.657</b>
4	17:54:14.661	<b>1:04.505</b>	<b>20.684</b>	<b>23.889</b>	19.932	85.487	75.487
5	17:55:20.651	<b>1:05.990</b>	20.902	25.072	20.016	84.518	74.897
6	17:56:34.673	<b>1:14.022</b>			20.527	80.081	72.627
7	17:57:42.666	<b>1:07.993</b>		25.518	20.291	81.739	73.826
8	17:58:50.212	<b>1:07.546</b>	22.123	25.213	20.210	82.543	73.826
9	17:59:57.912	<b>1:07.700</b>	22.202	25.005	20.493	82.442	73.182

#### (55) Adam KINDNESS

1	17:54:44.075			25.991	20.564	80.081	71.543
2	17:55:49.459	<b>1:05.384</b>	20.995	24.536	19.853	82.849	72.864
3	17:56:55.210	<b>1:05.751</b>	20.723	24.801	20.227	82.341	72.785
4	17:58:00.459	<b>1:05.249</b>	20.868	24.437	19.944	83.780	72.864
5	17:59:05.425	<b>1:04.966</b>	20.783	<b>24.304</b>	19.879	83.780	<b>73.102</b>
6	18:00:10.383	<b>1:04.958</b>	<b>20.713</b>	24.396	<b>19.849</b>	<b>84.200</b>	72.943

Clerk of the Course.

Sig : Time :

Chief Timekeeper : Ian Sharp (SMART Timing)

 Results available at [www.speedhive.com](http://www.speedhive.com) and [www.smart-timing.co.uk](http://www.smart-timing.co.uk)

Printed: 09/10/2017 17:53:11

Orbits



## SMRC Season Finale

## Lapchart


Celtic Speed Mini Cooper Cup

Knockhill 1.267 miles

Race 16 - 3rd Race

08/10/2017 17:45

Race (9 Laps) started at 17:49:44



Competitors	Laps	Laps								
		1	2	3	4	5	6	7	8	9
Morgan MURRAY (11)	1	11	11	11	11	11	11	11	11	11
Ian MUNRO (23)	2	23	23	23	23	23	33	33	33	33
Dylan O'DONNELL (33)	3	33	33	33	33	33	23	23	23	23
Dominic WHEATLEY (4)	4	4	8	8	8	8	8	8	8	8
Hannah CHAPMAN (8)	5	8	4	24	24	24	24	24	24	24
Robbie DALGLEISH (91)	6	91	91	91	4	4	91	91	91	91
John DUNCAN (24)	7	24	24	22	91	91	4	4	22	4
Michael WEDDELL (22)	8	22	22	4	22	22	22	22	4	22
Mark GERAGHTY (67)	9	67	67	67	67	96	96	96	96	96
Craig BLAKE (95)	10	95	96	96	96	67	67	67	67	67
Ross WILKINSON (21)	11	21	95	95	16	95	95	95	95	95
Taelor SHAND (96)	12	96	16	16	95	16	16	16	16	16
Chris BLACKHALL (77)	13	77	77	77	77	77	50	50	50	25
Craig DILLON (16)	14	16	50	50	50	50	25	25	25	50
Andrew BELL (50)	15	50	34	25	25	25	34	34	21	21
Charlie MARTIN (34)	16	34	25	34	34	34	21	21	34	34
Ashleigh MORRIS (25)	17	25	30	21	21	21	77	77	77	30
David LONG (30)	18	30	21	30	30	30	30	30	77	77
Adam KINDNESS (55)	19	55	55	55	55	55	55	55	55	55

Margin of Victory	Avg. Speed	Best Lap Tm	Best Speed	Best Lap by
1.705	70.567	1:03.416	71.919	8 - Hannah CHAPMAN

Clerk of the Course.

Orbits

 Sig : Time :  
 Chief Timekeeper : Ian Sharp (SMART Timing)

 Results available at [www.speedhive.com](http://www.speedhive.com) and [www.smart-timing.co.uk](http://www.smart-timing.co.uk)

Printed: 09/10/2017 17:53:26









## Scottish Mini Cooper Ladies Cup

Pos	Car No.	Name	Knockhill	Knockhill	Knockhill	Knockhill	Knockhill	Knockhill	Knockhill	Knockhill	Knockhill	Rockingham	Rockingham	Knockhill	Knockhill	Knockhill	Knockhill	Knockhill	Knockhill	Knockhill	Knockhill	Knockhill	Knockhill	Total		
1	8	Hannah CHAPMAN	18	18	18	18	18	18	18	14	18	18	DNF	18	18	18	25	25	25	25	25	25	25	25	455	
2	96	Taelor SHAND	14	14	14	14	DNF	14	DNF	18	14	14	18	14	14	14	20	20	20	16	16	20	20	20	348	
3	34	Charlie MARTIN															DNF	16	16	20	20	DNF	16	16	16	120