

Knockhill

14th/15th April 2018

Knockhill Motor Sports Club Scottish Championship Bike Meeting



S.M.A.R.T.

Scottish Motorsports Automatic Race Timing

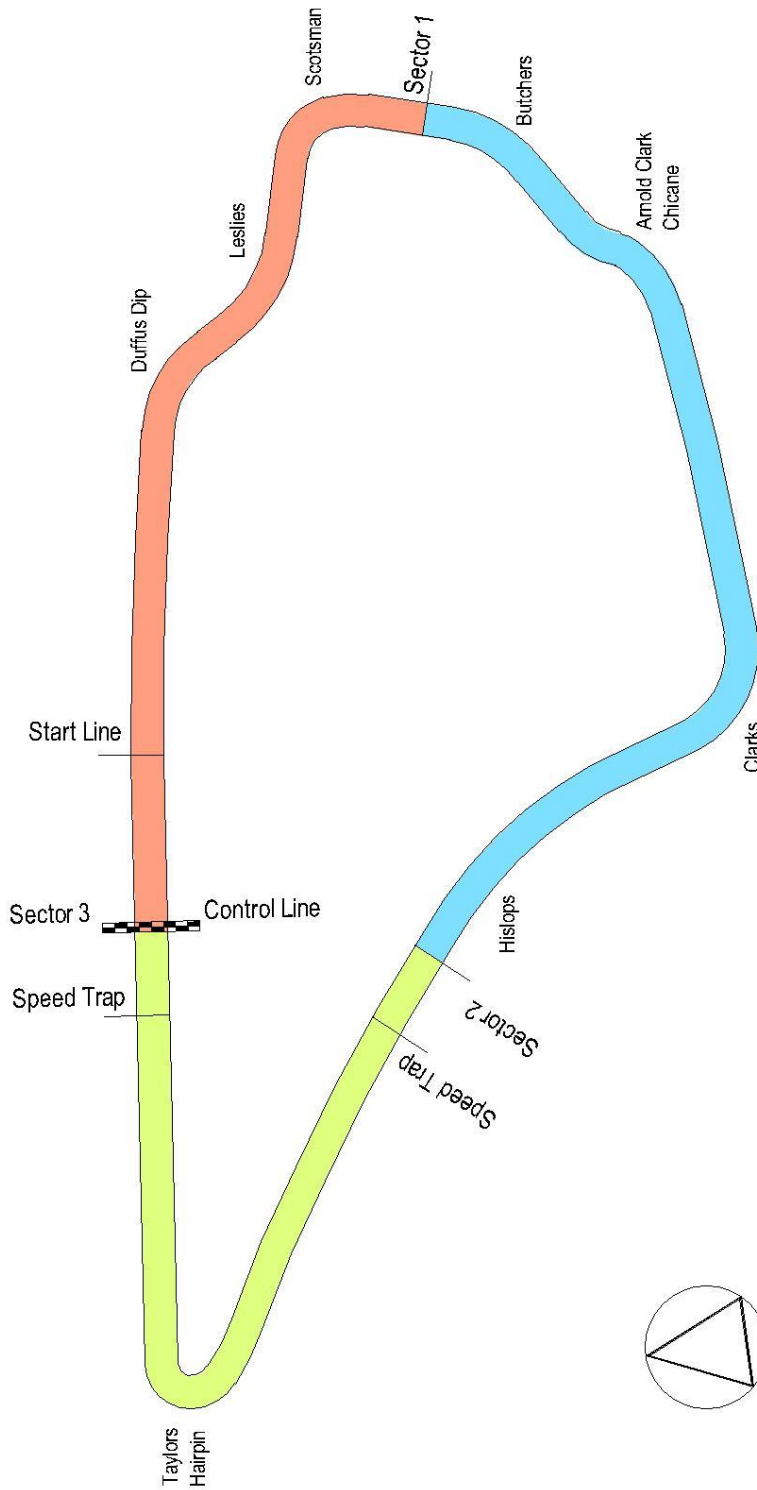

Ravenslea, Melrose Road, Galashiels, TD1 2AT

Telephone : 01896 – 752447

Scottish Motorsports Automatic Race Timing

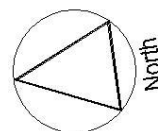
Circuit layout

Knockhill – Clockwise



Length
 0.433 Mile
 0.503 Mile
 0.334 Mile

Sector 1
 Sector 2
 Sector 3



Qualifying Results

KMSC National Motorcycle Racing
Sorted on best lap time
National CB500's
Knockhill 1.267 miles
Warm Up 1
14/04/2018 09:15
Practice (10:00 Time) started at 9:14:48

Pos	No.	Name	Make/Model	CC	Class	Laps	Best Tm	In Lap	Diff	Avg. Speed
1	34	Adrian TEASDALE	Honda	CB500	CB	7	1:06.961	7		66.005
2	144	Keith SHEPHERD	Honda	CB500	CB	7	1:09.335	6	2.374	62.560
3	12	William MONIE	Honda	CB500	CB	7	1:09.471	5	2.510	64.159
4	87	Jodie CHALK	Honda	CB500	CB	4	1:11.603	3	4.642	61.954
5	23	Ross McCLEARY	Honda	CB500	CB	7	1:12.053	7	5.092	61.976
6	53	Barry GOW	Honda	CB500	CB	6	1:15.933	5	8.972	56.301
7	47	Steve KAIN	Honda	CB500	CB	5	1:16.384	4	9.423	55.776
8	15	Peter ROBERTSON	Honda	CB500	CB	6	1:17.304	5	10.343	56.222
9	26	Raymond REID	Honda	CB500	CB	6	1:17.499	6	10.538	56.763
10	113	Calum PERT	Honda	CB500	CB	6	1:18.485	6	11.524	54.345
11	7	Colvin DENHOLM	Honda	CB500	CB	5	1:19.494	3	12.533	55.849
12	55	Allan McCLEARY	Honda	CB500	CB	6	1:20.290	6	13.329	54.407
13	48	Allan BROOKBANKS	Honda	CB500	CB	3	1:20.727	2	13.766	53.377
14	14	Martin CURRAH	Honda	CB500	CB	2	1:21.080	2	14.119	54.227
15	32	John McDONALD	Honda	CB500	CB	4	1:22.856	4	15.895	35.674
16	126	Martin BULMAN	Honda	CB500	CB	2	1:46.455	2	39.494	49.366

Clerk of the Course.

Orbits

Sig : Time :

Chief Timekeeper : Ian Sharp (SMART Timing)

 Results available at www.speedhive.com and www.smart-timing.co.uk

Printed: 14/04/2018 11:12:16



Qualifying Results

KMSC National Motorcycle Racing**Sorted on best lap time**

KMSC Championship 125's

Knockhill 1.267 miles

Warm Up 1

14/04/2018 09:30

Practice (10:00 Time) started at 9:26:21

Pos	No.	Name	Make/Model	CC	Class	Laps	Best Tm	In Lap	Diff	Avg. Speed
1	69	Mark BOWRAN	Kawasaki	ZXR400	F400	6	1:04.740	6		57.063
2	58	James McLAREN	Kawasaki	ZX400	F400	6	1:05.284	6	0.544	56.721
3	111	Jimmy SHANKS	Honda	CB500	CB	6	1:08.984	6	4.244	56.159
4	55	Owen PATERSON	Aprilia	RS125	F125	5	1:15.727	4	10.987	43.487
5	33	Declan CONNELL	Aprilia	RS125	F125	5	1:15.754	5	11.014	44.322
6	22	Ross MAGUIRE	Aprilia	RS125	F125	3	1:22.622	3	17.882	25.117
7	27	Jordan HAY	Aprilia	RS125	F125	5	1:23.317	5	18.577	42.107
8	118	Rod WALKER	Kawasaki	ZXR400	F400	1		0		51.487
9	99	Marc GIBSON	Kawasaki	ZXR400	F400	1		0		46.027
10	16	Mia KELLAS	Aprilia	RS125	F125	1		0		42.974
11	12	Jimmy MUIR	Aprilia	RS125	F125	1		0		17.851

Clerk of the Course.

Orbits

Sig : Time :

Chief Timekeeper : Ian Sharp (SMART Timing)

Results available at www.speedhive.com and www.smart-timing.co.uk

Printed: 14/04/2018 12:46:39



KMSC National Motorcycle Racing

KMSC Championship 125's

Knockhill 1.267 miles

Warm Up 1

14/04/2018 09:30

Practice (10:00 Time) started at 9:26:21

Lap	Time of Day	Lap Tm	S1	S2	S3	S3Spd	SFSpd	Lap	Time of Day	Lap Tm	S1	S2	S3	S3Spd	SFSpd
(69) Mark BOWRAN															
1	9:27:43.934			29.986	20.061	95.868	96.836								
2	9:28:53.964	1:10.030	23.964	26.267	19.799	99.566	99.419								
3	9:36:34.571	6:11.299		29.627	19.794	95.595	99.419								
4	9:45:05.314	6:52.643			20.033	95.459	98.543								
5	9:46:11.502	1:06.188	22.566	24.771	18.851	98.833	100.011								
6	9:47:16.242	1:04.740	21.967	24.606	18.167	103.721	100.011								
(58) James McLAREN															
1	9:27:44.780														
2	9:28:53.698	1:08.918													
3	9:36:30.988	6:09.824	6:50.099	27.841	19.350	98.111	95.868								
4	9:45:06.923	6:49.165		26.567	18.977	97.117	95.188								
5	9:46:13.856	1:06.933		25.575	18.862	97.399	94.518								
6	9:47:19.140	1:05.284	21.725	25.136	18.423	97.682	94.785								
(111) Jimmy SHANKS															
1	9:27:33.857			27.628	20.699	86.146	85.925								
2	9:28:44.882	1:11.025	24.064	26.688	20.273	90.686	87.722								
3	9:36:26.348	6:10.607		28.313	20.789	86.368	87.494								
4	9:45:05.643	6:48.817		26.863	20.890	88.884	86.702								
5	9:46:14.983	1:09.340	23.127	25.774	20.439	91.802	89.239								
6	9:47:23.967	1:08.984	22.829	25.792	20.363	92.690	87.040								
(55) Owen PATERSON															
1	9:28:09.965			34.009	26.699	67.581	80.853								
2	9:36:39.035	6:55.282		30.278	23.897	83.675	82.139								
3	9:45:28.256	7:05.734		29.459	23.386	85.379	81.938								
4	9:46:43.983	1:15.727	25.088	28.375	22.264	85.379	82.240								
5	9:48:01.081	1:17.098	24.686	29.320	23.092	83.467	82.240								
(33) Declan CONNELL															
1	9:27:57.992				23.874	85.925	83.675								
2	9:36:35.647	7:02.954			22.096	85.487	83.885								
3	9:45:17.945	6:56.502			22.676		82.139								
4	9:46:35.442	1:17.497			21.993	83.157	84.625								
5	9:47:51.196	1:15.754			21.613		85.270								
(22) Ross MAGUIRE															
1	9:45:33.291														
2	9:46:58.827	1:25.536													
3	9:48:21.449	1:22.622													
(27) Jordan HAY															
1	9:28:00.996			33.521	27.811	72.785	70.789								
2	9:36:46.656	7:03.961		31.366	26.114	77.313	69.831								
3	9:45:30.803	6:59.015		32.547	26.455	68.758	74.481								
4	9:46:54.953	1:24.150	27.673	31.636	24.841	74.647	75.317								
5	9:48:18.270	1:23.317	27.612	30.703	25.002	77.941	75.064								
(118) Rod WALKER															
1	9:27:50.571			33.137	25.280	79.230	76.870								
(99) Marc GIBSON															
1	9:28:01.080				22.766	82.645	83.260								
(16) Mia KELLAS															
1	9:28:08.119			33.925	24.373	74.316	69.831								
(12) Jimmy MUIR															
1	9:36:34.348														

Clerk of the Course.

Sig : Time :

Chief Timekeeper : Ian Sharp (SMART Timing)

 Results available at www.speedhive.com and www.smart-timing.co.uk

Printed: 14/04/2018 11:14:03

Orbits



Qualifying Results

KMSC National Motorcycle Racing

Sorted on best lap time

Scottish Championship Formula 600's

Knockhill 1.267 miles

Warm Up 1

14/04/2018 09:45

Practice (10:00 Time) started at 9:50:04

Pos	No.	Name	Make/Model	CC	Class	Laps	Best Tm	In Lap	Diff	Avg. Speed
1	69	Rory SKINNER	Kawasaki	ZX6R	S6	6	58.637	3		75.573
2	64	Sam MUNRO	Kawasaki	ZX6R 600	S6	6	59.430	4	0.793	69.276
3	12	William MONIE	Suzuki	GSXR600	S6	6	1:00.294	4	1.657	72.626
4	5	Simon SMAIL	Triumph	Daytona 675R	S6	6	1:00.689	4	2.052	72.424
5	38	William BERGIN	Kawasaki	ZX6R 600	S6	6	1:00.694	4	2.057	72.534
6	11	Patrick FORMAN	Kawasaki	ZX6R 600	S6	5	1:00.921	4	2.284	68.040
7	61	Siobhan FLYNN	Yamaha	R6 600	S6	6	1:01.531	6	2.894	72.024
8	47	Steven HADDOW	Kawasaki	ZX6R 600	S6	5	1:02.012	4	3.375	64.661
9	26	Alan MacGREGOR	Kawasaki		S6	6	1:02.044	6	3.407	68.938
10	8	Jon DICKIE	Yamaha	R6 600	S6	5	1:02.878	3	4.241	64.835
11	87	Steven ALLISON	Kawasaki	ZX6R 600	S6	5	1:03.774	5	5.137	66.119
12	28	Paul BOWERBANK	Yamaha	R6 600	S6	5	1:03.971	4	5.334	67.291
13	27	Andrew DONALD	Kawasaki	ZX6R 600	S6	5	1:04.788	5	6.151	64.109
14	77	Angus MEARNS	Yamaha	R6 600	S6	5	1:05.189	5	6.552	64.462
15	1	Bruce BIRNIE	Kawasaki	ZX6	S6	4	1:05.659	4	7.022	49.815
16	2	Lewis PATERSON	Yamaha	R6 600	S6	5	1:06.123	5	7.486	62.410
17	21	Mike SWANSON	Yamaha	R6 600	S6	5	1:07.331	5	8.694	62.046
18	119	Kristopher DUNCAN	Kawasaki	ZX6R 600	S6	5	1:07.423	5	8.786	62.142
19	50	Calum JACKSON	Triumph	Daytona 675	S6	5	1:07.734	5	9.097	60.637
20	48	Mark FARRELL	Yamaha	R6 600	S6	5	1:07.832	5	9.195	60.566
21	7	Peter DUNCAN	Triumph	Daytona 675R	S6	5	1:07.840	5	9.203	61.795
22	25	Jim PURVIS	Yamaha	R6 600	S6	5	1:08.631	4	9.994	64.485
23	58	Barry STEWART	Kawasaki	ZX6R 600	S6	5	1:09.020	3	10.383	62.175
24	10	Alex PEACOCK	Triumph	Daytona 675R	S6	5	1:09.041	4	10.404	61.974
25	92	Christopher SCOTT	Yamaha	R6 600	S6	5	1:09.212	5	10.575	58.941
26	6	James WILKEN	Yamaha	R6 600	S6	4	1:10.831	3	12.194	57.916
27	37	Kevin MONAGHAN			S6	4	1:14.880	4	16.243	56.375
28	33	Tommy MacGOWAN	Yamaha	R6 600	S6	1		0		14.144
29	22	Chris SPELLMAN	Yamaha	R6 600	S6			0		-

Clerk of the Course.

Sig : Time :

Chief Timekeeper : Ian Sharp (SMART Timing)

Results available at www.speedhive.com and www.smart-timing.co.uk

Printed: 14/04/2018 11:25:11

Orbits



KMSC National Motorcycle Racing

Scottish Championship Formula 600's

Knockhill 1.267 miles

Warm Up 1

14/04/2018 09:45

Practice (10:00 Time) started at 9:50:04

Lap	Time of Day	Lap Tm	S1	S2	S3	S3Spd	SFSpd	Lap	Time of Day	Lap Tm	S1	S2	S3	S3Spd	SFSpd
(25) Jim PURVIS															
1	9:51:31.606			28.018	21.793	94.785	112.033								
2	9:52:43.276	1:11.670			20.221	95.731	107.717								
3	9:53:54.805	1:11.529			20.063	105.515	100.914								
4	9:55:05.508	1:10.703			20.105	101.371	114.714								
5	9:56:13.348	1:07.840	23.576	25.286	18.978	113.357	113.935								
1	9:51:21.259			27.455	20.994	96.836	102.298								
2	9:52:30.337	1:09.078	23.848	26.199	19.031	100.161	112.786								
3	9:53:39.598	1:09.261	22.824	26.022	20.415	100.762	96.143								
4	9:54:48.229	1:08.631			19.112	98.254	110.556								
5	9:55:57.954	1:09.725		26.807	18.993	101.524	111.290								
(58) Barry STEWART															
1	9:51:30.824				21.371	97.824	113.935								
2	9:52:42.257	1:11.433	24.698	26.860	19.875	101.832	111.846								
3	9:53:51.277	1:09.020			19.740	108.064	111.660								
4	9:55:00.566	1:09.289		26.140	19.573	109.474	113.549								
5	9:56:11.093	1:10.527			21.035	85.815	89.836								
(10) Alex PEACOCK															
1	9:51:29.489			30.441	21.171	96.281	104.204								
2	9:52:43.009	1:13.520	24.842	27.814	20.864	99.125	104.366								
3	9:53:53.434	1:10.425	24.342	26.842	19.241	106.859	107.544								
4	9:55:02.475	1:09.041	23.677	26.313	19.051	105.848	110.922								
5	9:56:12.285	1:09.810	23.002	26.162	20.646	105.020	106.351								
(92) Christopher SCOTT															
1	9:51:41.270			30.817	22.727	100.460	111.474								
2	9:52:57.281	1:16.011	26.400	28.363	21.248	102.926	112.597								
3	9:54:11.524	1:14.243	25.531	28.073	20.639	106.351	111.474								
4	9:55:22.006	1:10.482	23.795	27.146	19.541	110.374	112.786								
5	9:56:31.218	1:09.212	23.082	26.775	19.355	109.296	112.220								
(6) James WILKEN															
1	9:51:43.025			27.810	20.336	104.366	116.506								
2	9:52:56.401	1:13.376	25.290	28.068	20.018	106.351	116.912								
3	9:54:07.232	1:10.831	24.614	27.254	18.963	107.890	116.304								
4	9:55:19.315	1:12.083	23.263	25.568	23.252	104.366	33.321								
(37) Kevin MONAGHAN															
1	9:51:38.411			32.553	24.150	89.239	110.374								
2	9:52:56.408	1:17.997	26.849	29.185	21.963	92.054	110.374								
3	9:54:13.048	1:16.640	27.089	28.617	20.934	107.544	111.846								
4	9:55:27.928	1:14.880	25.670	28.588	20.622	99.419	112.597								
(33) Tommy MacGOWAN															
1	9:55:26.768														

Clerk of the Course.

 Sig : _____ Time : _____
 Chief Timekeeper : Ian Sharp (SMART Timing)

 Results available at www.speedhive.com and www.smart-timing.co.uk

Printed: 14/04/2018 11:25:53

Orbits



Qualifying Results

KMSC National Motorcycle Racing

Sorted on best lap time

Scottish Championship Pre-Injection 600

Knockhill 1.267 miles

Warm Up 1

14/04/2018 10:00

Practice (10:00 Time) started at 10:05:33

Pos	No.	Name	Make/Model	CC	Class	Laps	Best Tm	In Lap	Diff	Avg. Speed
1	41	Kieran MURRAY	Yamaha	R6 600	PI6	8	1:00.031	6		69.840
2	54	Cameron ROBB	Yamaha	R6 600	PI6	8	1:01.371	6	1.340	69.637
3	11	Ross WATTS	Yamaha	R6 600	PI6	8	1:02.069	6	2.038	68.626
4	35	Adrian TEASDALE	Yamaha	R6 600	PI6	8	1:02.237	4	2.206	67.712
5	168	Paul WISHART	Yamaha	R6 600	PI6	8	1:02.484	7	2.453	70.310
6	22	William MASON	Yamaha	R6 600	PI6	6	1:03.417	6	3.386	55.070
7	92	Andrew CRAIGMILE	Yamaha	R6 600	PI6	6	1:03.995	5	3.964	65.206
8	60	Dougie BROWN	Yamaha	R6 600	PI6	7	1:05.247	6	5.216	65.240
9	34	Darren GREENE	Yamaha	R6 600	PI6	6	1:05.280	5	5.249	64.926
10	38	Mark LANGLANDS	Yamaha	R6 600	PI6	7	1:05.390	6	5.359	62.357
11	70	Simon HARDY	Yamaha	R6 600	PI6	7	1:05.998	5	5.967	63.058
12	51	Neil MUNRO	Yamaha	R6 600	PI6	5	1:06.059	4	6.028	46.576
13	8	Patryk MOTYKA	Yamaha	R6 600	PI6	5	1:06.814	2	6.783	66.071
14	17	Gary WHITEFORD	Kawasaki	ZX6R	PI6	5	1:06.968	3	6.937	65.728
15	73	Fraser CAMERON	Yamaha	R6 600	PI6	7	1:07.555	4	7.524	62.104
16	93	Lee SEAGER	Yamaha	ZX6R Ninja	PI6	7	1:07.749	6	7.718	64.147
17	95	Michael MacKINNON	Yamaha	R6 600	PI6	6	1:08.113	5	8.082	62.741
18	888	Joe CAIRNEY	Yamaha	R6 600	PI6	7	1:08.145	5	8.114	62.867
19	66	Derek McGREGOR	Yamaha	R6 5EB	PI6	7	1:09.916	6	9.885	60.317
20	31	Darren ANDERSON	Kawasaki	ZXR 600	PI6	5	1:10.410	4	10.379	61.744
21	21	Andy LOCK	Yamaha	R6 600	PI6	7	1:10.848	4	10.817	58.340
22	126	Martin BULMAN	Honda	CBR600FX	PI6	7	1:11.071	5	11.040	61.415
23	23	Paul REID	Honda	CBR600	PI6	7	1:12.353	5	12.322	57.987
24	68	Andrew JONES-LOFTING	Honda	CBR600FX	PI6	3	1:25.372	3	25.341	49.458

Clerk of the Course.

Orbits

Sig : Time :
Chief Timekeeper : Ian Sharp (SMART Timing)
Results available at www.speedhive.com and www.smart-timing.co.uk



KMSC National Motorcycle Racing

Scottish Championship Pre-Injection 600

Knockhill 1.267 miles

Warm Up 1

14/04/2018 10:00

Practice (10:00 Time) started at 10:05:33

Lap	Time of Day	Lap Tm	S1	S2	S3	S3Spd	SFSpd	Lap	Time of Day	Lap Tm	S1	S2	S3	S3Spd	SFSpd
(888) Joe CAIRNEY															
1	10:06:54.462			28.378	21.860	96.143	109.653								
2	10:08:07.122	1:12.660	25.136	26.934	20.590	103.561	108.064								
3	10:09:16.823	1:09.701	23.833	25.773	20.095	105.681	109.118								
4	10:10:25.809	1:08.986	23.484	25.635	19.867	105.681	110.193								
5	10:11:33.954	1:08.145	22.809	25.576	19.760	100.310	108.238								
6	10:12:44.040	1:10.086	23.983	25.978	20.125	100.914	108.588								
7	10:14:01.232	1:17.192	23.394	26.754	27.044	99.714	23.755								
(66) Derek McGREGOR															
1	10:07:02.124			30.083	22.691	91.427	97.967								
2	10:08:19.047	1:16.923	26.823	28.895	21.205	95.323	101.987								
3	10:09:30.954	1:11.907	24.190	27.321	20.396	98.833	103.402								
4	10:10:42.347	1:11.393	24.061	27.163	20.169	99.419	104.043								
5	10:11:52.695	1:10.348	23.723	26.751	19.874	101.218	104.366								
6	10:13:02.611	1:09.916	23.562	26.862	19.492	101.524	103.721								
7	10:14:22.703	1:20.092	24.586	27.967	27.539	95.188	21.888								
(31) Darren ANDERSON															
1	10:06:55.585				20.601	91.928	108.238								
2	10:08:07.998	1:12.413	25.413	26.582	20.418	91.928	101.987								
3	10:09:19.081	1:11.083	24.931	25.935	20.217	95.053	106.689								
4	10:10:29.491	1:10.410			20.414	97.540	103.721								
5	10:11:42.724	1:13.233			24.440	97.824	32.864								
(21) Andy LOCK															
1	10:07:06.075				20.842	87.722	106.520								
2	10:08:21.543	1:15.468			20.450	96.419	108.764								
3	10:09:35.055	1:13.512			19.808	91.552	108.238								
4	10:10:45.903	1:10.848			19.257	97.824	109.653								
5	10:11:57.192	1:11.289			19.422	99.272	107.372								
6	10:13:09.126	1:11.934			20.631	94.385	96.836								
7	10:14:40.641	1:31.515			29.838	74.152	26.598								
(126) Martin BULMAN															
1	10:06:55.462			28.599	20.694	98.111	105.184								
2	10:08:07.489	1:12.027	24.848	26.829	20.350	105.020	106.859								
3	10:09:18.804	1:11.315	24.140	26.850	20.325	98.111	107.201								
4	10:10:30.748	1:11.944	23.444	27.063	21.437	96.281	104.043								
5	10:11:41.819	1:11.071	23.996	26.597	20.478	100.310	105.515								
6	10:12:54.492	1:12.673	24.435	27.519	20.719	95.868	104.366								
7	10:14:13.233	1:18.741	23.793	28.044	26.904	92.181	24.582								
(23) Paul REID															
1	10:07:10.986				22.177	93.857	99.863								
2	10:08:26.989	1:16.003			20.846	94.385	103.561								
3	10:09:41.903	1:14.914			20.910	96.976	100.011								
4	10:10:54.271	1:12.368			20.696	91.677	104.529								
5	10:12:06.624	1:12.353			20.827		105.848								
6	10:13:19.839	1:13.215			20.355	97.682	106.183								
7	10:14:43.967	1:24.128			31.354	95.731	20.541								
(68) Andrew JONES-LOFTING															
1	10:07:16.315			32.945	24.473	78.580	76.607								
2	10:08:44.659	1:28.344	29.011	32.164	27.169	69.831	73.989								
3	10:10:10.031	1:25.372	26.998	30.425	27.949	84.200	31.506								

Clerk of the Course.

Sig : Time :

Chief Timekeeper : Ian Sharp (SMART Timing)

Results available at www.speedhive.com and www.smart-timing.co.uk

Printed: 14/04/2018 11:44:43

Orbits



Qualifying Results

KMSC National Motorcycle Racing

Sorted on best lap time

Scottish Championship Lightweights

Knockhill 1.267 miles

Warm Up 1

14/04/2018 10:15

Practice (10:00 Time) started at 10:17:05

Pos	No.	Name	Make/Model	CC	Class	Laps	Best Tm	In Lap	Diff	Avg. Speed
1	155	Scott CAMPBELL	Kawasaki	ER6 650	SL	3	1:03.364	3		65.634
2	21	Grant REID	Kawasaki	ER6	SL	3	1:03.872	3	0.508	66.777
3	66	Kevin WATRET	Kawasaki	ER6	SL	3	1:05.179	3	1.815	66.117
4	38	Adon DAVIE	Moriwaki	RS125	SL	6	1:06.209	6	2.845	58.190
5	4	Alan GIBSON	Suzuki	SV650	SL	3	1:06.472	3	3.108	61.937
6	34	Kenneth THIRLWALL	Kawasaki	ER6	SL	3	1:06.837	2	3.473	61.841
7	2	Greg HAYLOTT	Kawasaki	ER6 600	SL	3	1:07.575	3	4.211	62.029
8	39	Stuart HAMILTON	Suzuki	SV650	SL	3	1:09.033	3	5.669	53.538
9	55	Tom ROBINSON	Aprilia	RSV 450	SL	3	1:09.161	3	5.797	53.174
10	90	David McNAIRN	Suzuki	SV650	SL	3	1:09.315	3	5.951	52.271
11	16	Gerry KEIRNAN	Kawasaki	ER6	SL	3	1:09.798	3	6.434	53.283
12	74	Christine WATSON	Kawasaki	ER6	SL	3	1:11.031	3	7.667	57.200
13	800	Gordon CLARK	Kawasaki	ER6 650	SL	3	1:11.358	3	7.994	58.666
14	15	Finlay MILNE	Suzuki	SV650	SL	3	1:11.917	2	8.553	58.314
15	88	Lewis NICOL	Suzuki	SV650	SL	3	1:13.547	3	10.183	58.674
16	54	Ryan GIBSON	Suzuki	SV650	SL	1		0		42.259
17	22	Allan BROWN	Suzuki	SV650	SL	1		0		21.684
18	278	Paul MARSHALL	Kawasaki	ER6	SL	1		0		20.651

Clerk of the Course.

Orbits

Sig : Time :
 Chief Timekeeper : Ian Sharp (SMART Timing)
 Results available at www.speedhive.com and www.smart-timing.co.uk



KMSC National Motorcycle Racing

Scottish Championship Lightweights

Knockhill 1.267 miles

Warm Up 1

14/04/2018 10:15

Practice (10:00 Time) started at 10:17:05

Lap	Time of Day	Lap Tm	S1	S2	S3	S3Spd	SFSpd
(155) Scott CAMPBELL							
1	10:18:26.908				18.091	106.689	108.941
2	10:19:30.977	1:04.069			17.906	108.941	108.764
3	10:20:34.341	1:03.364			18.244	112.408	108.764
(21) Grant REID							
1	10:18:21.782				18.572	105.681	106.351
2	10:19:26.902	1:05.120			18.165	108.413	106.015
3	10:20:30.774	1:03.872			17.808	109.118	107.544
(66) Kevin WATRET							
1	10:18:20.649			26.196	18.630	98.979	107.372
2	10:19:27.639	1:06.990			18.501	106.689	107.544
3	10:20:32.818	1:05.179	21.957	25.214	18.008	106.183	107.030
(38) Adon DAVIE							
1	10:18:30.625			28.695	20.409	94.518	93.726
2	10:19:39.426	1:08.801	23.782	25.882	19.137	98.111	93.205
3	10:20:47.725	1:08.299	22.786	26.166	19.347	98.111	92.947
4	10:27:24.818	5:14.236			19.644	93.205	89.120
5	10:28:31.366	1:06.548		25.252	19.324	93.857	89.716
6	10:29:37.575	1:06.209	21.938	24.960	19.311	95.731	89.477
(4) Alan GIBSON							
1	10:18:31.851			27.961	19.737	100.460	102.768
2	10:19:40.315	1:08.464			18.570	105.020	103.242
3	10:20:46.787	1:06.472			18.589	106.351	102.926
(34) Kenneth THIRLWALL							
1	10:18:30.700			27.734	19.181	105.349	104.204
2	10:19:37.537	1:06.837	22.769	25.734	18.334	107.372	104.529
3	10:20:47.131	1:09.594	22.018	26.278	21.298	106.689	36.771
(2) Greg HAYLOTT							
1	10:18:29.777			27.948	20.569	101.066	100.310
2	10:19:38.884	1:09.107			19.202	103.402	102.611
3	10:20:46.459	1:07.575	23.108	25.470	18.997	107.201	103.882
(39) Stuart HAMILTON							
1	10:18:55.646				20.999	94.385	98.979
2	10:20:12.413	1:16.767			20.271	94.651	98.833
3	10:21:21.446	1:09.033	23.292	26.399	19.342	100.611	95.188
(55) Tom ROBINSON							
1	10:18:56.766			28.568	21.167	93.205	95.595
2	10:20:14.034	1:17.268			19.959	97.399	98.543
3	10:21:23.195	1:09.161			19.320	100.611	99.863
(90) David McNAIRN							
1	10:19:01.036						
2	10:20:18.326	1:17.290					
3	10:21:27.641	1:09.315					
(16) Gerry KEIRNAN							
1	10:18:55.745				21.644	93.857	102.142
2	10:20:12.870	1:17.125			19.991	106.015	104.043
3	10:21:22.668	1:09.798			19.997	104.043	104.204
(74) Christine WATSON							
1	10:18:40.994				21.846	87.040	102.298
2	10:19:54.053	1:13.059			21.230	93.988	100.011
3	10:21:05.084	1:11.031			20.192	98.111	103.242
(800) Gordon CLARK							
1	10:18:34.245			29.321	21.696	92.947	94.252
2	10:19:47.748	1:13.503	25.251	27.792	20.460	96.697	96.697
3	10:20:59.106	1:11.358	24.613	27.023	19.722	100.611	105.515
(15) Finlay MILNE							
1	10:18:36.498			29.075	20.163	98.111	99.272
2	10:19:48.415	1:11.917	24.387	27.704	19.826	100.762	100.460
3	10:21:00.513	1:12.098	24.599	27.672	19.827	101.832	100.161

Lap	Time of Day	Lap Tm	S1	S2	S3	S3Spd	SFSpd
(88) Lewis NICOL							
1	10:18:30.253				21.600	99.714	100.914
2	10:19:45.526	1:15.273			21.665	93.465	101.678
3	10:20:59.073	1:13.547			21.104	104.529	99.863
(54) Ryan GIBSON							
1	10:18:53.796			34.553	31.005	67.108	26.204
(22) Allan BROWN							
1	10:20:36.205				21.353	91.427	90.077
(278) Paul MARSHALL							
1	10:20:46.727			27.404	20.147	105.184	98.111

Clerk of the Course.

Sig : Time :

Chief Timekeeper : Ian Sharp (SMART Timing)

 Results available at www.speedhive.com and www.smart-timing.co.uk

Printed: 14/04/2018 12:09:43

Orbits



Qualifying Results

KMSC National Motorcycle Racing

Sorted on best lap time

Scottish Championship Superbikes & KMSC Clubman

Knockhill 1.267 miles

Warm Up 1

14/04/2018 10:30

Practice (10:00 Time) started at 10:31:32

Pos	No.	Name	Make/Model	CC	Class	Laps	Best Tm	In Lap	Diff	Avg. Speed
1	61	Max ALEXANDER	BMW	S1000RR	SB	7	58.535	7		60.486
2	119	Kristopher DUNCAN	Kawasaki	ZX10R	SB	8	58.820	7	0.285	71.916
3	75	Charlie BUNYAN	Kawasaki	ZX10R	C	7	1:00.712	5	2.177	68.284
4	99	Callum GRIGOR	Kawasaki	ZX10RR	SB	5	1:00.868	4	2.333	57.456
5	55	Donald MacFADYEN	BMW	S1000RR	SB	7	1:01.281	4	2.746	70.758
6	71	Gavin JONES	Yamaha	R1	C	7	1:01.374	6	2.839	69.554
7	1	Bruce BIRNIE	BMW	S1000RR	SB	5	1:02.021	4	3.486	70.323
8	30	Alan RENNIE	Honda	Fireblade	C	3	1:02.772	2	4.237	67.801
9	22	Steven WATSON	BMW	S1000RR	SB	5	1:02.831	4	4.296	68.413
10	72	Sean GILFILLAN	Ducati	Panigale	SB	5	1:02.860	3	4.325	67.961
11	94	Greg GILFILLAN	BMW	S1000RR	SB	5	1:02.972	3	4.437	68.166
12	34	John DEAN	BMW	S1000RR	SB	3	1:03.415	2	4.880	66.686
13	45	Ewan GRAY	Kawasaki	ZX10R	SB	3	1:03.419	2	4.884	66.104
14	56	Andy GROVES	BMW	S1000RR	SB	5	1:03.569	3	5.034	67.792
15	32	John MacDONALD	Yamaha		SB	4	1:04.366	3	5.831	63.131
16	18	Clint WALKER	BMW	S1000RR	C	6	1:04.388	5	5.853	57.971
17	57	Stewart ROBB	Kawasaki	ZX10R	C	8	1:04.475	3	5.940	59.074
18	511	Marc IRONSIDE	Honda	Fireblade	SB	4	1:05.407	3	6.872	64.625
19	38	Craig MARTIN	Honda	CBR900 RR-Y	C	3	1:05.632	2	7.097	61.358
20	26	Steven McINTYRE	Suzuki	GSXR1000	C	5	1:06.423	4	7.888	62.433
21	218	Paul BOWERBANK	Triumph	675	C	2	1:07.178	2	8.643	61.624
22	52	Paul McLEAN	Honda	CBR1000RR	C	7	1:07.689	7	9.154	61.318
23	19	Nic BOYES	Ducati	848	SB	7	1:07.966	7	9.431	60.790
24	122	David SUDDER	Suzuki	GSXR 1000	C	4	1:08.349	3	9.814	58.102
25	14	James CRAWFORD	Kawaskai	ZX10R	C	7	1:08.435	5	9.900	61.414
26	37	Steven PATTERSON	Yamaha	YZF R1	C	3	1:08.980	2	10.445	51.016
27	47	Alan BRYCE	BMW	1000RR	SB	4	1:11.324	2	12.789	52.660
28	67	James MacAULAY	Kawasaki	ZX10	C	4	1:14.890	2	16.355	35.357
29	51	Calum JACKSON	Suzuki	GSXR1000	C	2	1:23.709	2	25.174	51.685
30	28	Andrew BUCHANAN	Yamaha	R1	C	2	8:17.383	2	7:18.848	15.459

Clerk of the Course.

Orbits

Sig : Time :
 Chief Timekeeper : Ian Sharp (SMART Timing)
 Results available at www.speedhive.com and www.smart-timing.co.uk



KMSC National Motorcycle Racing

Scottish Championship Superbikes & KMSC Clubman

Knockhill 1.267 miles

Warm Up 1

14/04/2018 10:30

Practice (10:00 Time) started at 10:31:32

Lap	Time of Day	Lap Tm	S1	S2	S3	S3Spd	SFSpd	Lap	Time of Day	Lap Tm	S1	S2	S3	S3Spd	SFSpd
2	10:34:00.036	1:07.178			20.643	118.775	43.947								
(52) Paul McLEAN															
1	10:33:06.777				21.956	96.005	115.903								
2	10:34:26.118	1:19.341			26.094	95.731	111.660								
3	10:35:39.637	1:12.519			21.362	94.385	115.504								
4	10:36:48.656	1:10.019			20.376	106.689	117.526								
5	10:37:57.226	1:08.570			20.342	108.764	117.526								
6	10:39:05.008	1:07.782			19.677	109.653	120.049								
7	10:40:12.697	1:07.689			19.768	111.474	122.236								
(19) Nic BOYES															
1	10:33:05.300			28.261	21.639	93.988	96.005								
2	10:34:26.242	1:20.942	25.469	28.978	26.495	95.188	100.310								
3	10:35:39.678	1:13.436	24.793	27.102	21.541	101.987	107.372								
4	10:36:50.120	1:10.442	23.308	26.448	20.686	101.832	107.201								
5	10:37:59.740	1:09.620	23.368	26.260	19.992	104.043	107.201								
6	10:39:09.254	1:09.514	23.131	26.075	20.308	102.142	107.372								
7	10:40:17.220	1:07.966	22.747	25.460	19.759	104.856	109.653								
(122) David SUDDER															
1	10:33:16.804			29.381	21.611	93.726	97.117								
2	10:34:27.235	1:10.431	22.644	24.707	23.080	108.764	102.926								
3	10:35:35.584	1:08.349			18.461	111.846	111.474								
4	10:36:46.012	1:10.428		24.072	25.114	112.597	27.662								
(14) James CRAWFORD															
1	10:33:10.323			29.011	20.118	105.349	110.922								
2	10:34:26.058	1:15.735	24.306	27.079	24.350	110.012	110.922								
3	10:35:36.491	1:10.433	23.455	27.495	19.483	106.351	112.786								
4	10:36:45.702	1:09.211	23.387	26.872	18.952	109.653	113.549								
5	10:37:54.137	1:08.435	22.807	26.331	19.297	107.201	112.408								
6	10:39:02.728	1:08.591	22.517	26.681	19.393	105.681	110.739								
7	10:40:11.882	1:09.154	22.955	26.428	19.771	108.064	112.220								
(37) Steven PATTERSON															
1	10:33:34.549			27.521	19.610	112.033	122.908								
2	10:34:43.529	1:08.980	22.706	26.805	19.469	107.201	123.815								
3	10:36:00.224	1:16.695	22.818	27.323	26.554	93.988	34.134								
(47) Alan BRYCE															
1	10:32:59.085			27.356	19.697	110.193	119.409								
2	10:34:10.409	1:11.324	22.704	24.915	23.705	106.859	37.138								
3	10:36:04.586	1:54.177			19.578	101.832	115.504								
4	10:37:18.466	1:13.880			26.905	96.976	31.286								
(67) James MacAULAY															
1	10:35:45.753			27.840	20.501	98.688	106.183								
2	10:37:00.643	1:14.890	25.127	28.401	21.362	95.323	95.459								
3	10:38:17.401	1:16.758	25.356	27.572	23.830	96.836	42.153								
4	10:40:08.017	1:50.616	59.438	27.562	23.616	95.188	35.963								
(51) Calum JACKSON															
1	10:33:04.793			28.658	21.757	92.054	98.543								
2	10:34:28.502	1:23.709	25.567	29.078	29.064	97.824	37.659								
(28) Andrew BUCHANAN															
1	10:33:04.729				19.104	108.064	116.709								
2	10:41:22.112	8:17.383			7:32.607	118.565	27.402								

Clerk of the Course.

Sig : Time :
Chief Timekeeper : Ian Sharp (SMART Timing)

Results available at www.speedhive.com and www.smart-timing.co.uk

Printed: 14/04/2018 12:08:29

Orbits



Qualifying Results

KMSC National Motorcycle Racing

Sorted on best lap time

Scottish Sidecars

Knockhill 1.267 miles

Warm Up 1

14/04/2018 10:45

Practice (10:00 Time) started at 10:42:35

Pos	No.	Name	Make/Model	CC	Class	Laps	Best Tm	In Lap	Diff	Avg. Speed
1	19	ROBINSON / GRAVEL		LCR F2 600	SC	8	1:01.137	7		70.667
2	3	LAWRIE / FAIRHURST	LCR Suzuki	600	SC	5	1:01.386	2	0.249	51.204
3	18	LILLIE / CHANDLER		LCR 600	SC	7	1:02.008	4	0.871	65.747
4	964	ANDERSON / HUGHES	Baker	R1	SC	5	1:03.476	3	2.339	61.859
5	93	KIRKUP / HERBERTSON			SC	4	1:04.223	3	3.086	36.283
6	5	SHAND / BEISEY	Shand	F2 600	SC	3	1:04.379	2	3.242	65.988
7	87	SHAND / YUILL	BMW Bellas	1040 Classic	SC	7	1:05.572	5	4.435	63.332
8	50	BROWNE / McKAY	Ireson Suzuki	750	SC	7	1:06.667	7	5.530	62.614
9	111	STROUD / SCHOFIELD	Baker Suzuki	750	SC	7	1:09.338	4	8.201	61.060
10	9	MACKAY / MAYHEW	Founds Suzuki		SC	3	1:11.338	2	10.201	54.055
11	61	FORREST / SZANEL		F1 R1	SC	3	1:16.561	2	15.424	48.907
12	114	AMOS / PRING	Suzuki Windle	GSXR1000	SC	5	1:17.322	2	16.185	52.217
13	27	WARDEN / MELVILLE	AWR	1000	SC	3	1:18.085	2	16.948	45.819
14	36	EDDISON / SOUTER	Ireson Honda	600RR	SC	4	1:18.320	2	17.183	50.292
15	22	LITHGOW / BRUNTON	Shelbourne RR	600	SC	2	1:22.552	2	21.415	46.622

Clerk of the Course.

Orbits

Sig : Time :

Chief Timekeeper : Ian Sharp (SMART Timing)

 Results available at www.speedhive.com and www.smart-timing.co.uk

Printed: 14/04/2018 12:18:40



KMSC National Motorcycle Racing

Scottish Sidecars

Knockhill 1.267 miles

Warm Up 1

14/04/2018 10:45

Practice (10:00 Time) started at 10:42:35

Lap	Time of Day	Lap Tm	S1	S2	S3	S3Spd	SFSpd
(19) ROBINSON / GRAVEL							
1	10:43:49.196			24.944	18.934	105.848	96.281
2	10:44:55.389	1:06.193	21.967	25.248	18.978	99.566	99.125
3	10:45:59.393	1:04.004	20.894	24.685	18.425	105.349	100.914
4	10:47:04.777	1:05.384	20.983	25.550	18.851	106.015	100.310
5	10:48:07.157	1:02.380	20.538	24.092	17.750	105.515	101.832
6	10:49:08.595	1:01.438	20.143	23.712	17.583	108.764	100.161
7	10:50:09.732	1:01.137	20.364	23.337	17.436	107.372	102.298
8	10:51:11.558	1:01.826	20.362	23.925	17.539	105.515	102.142
(3) LAWRIE / FAIRHURST							
1	10:43:44.566			24.469	17.429	115.305	105.515
2	10:44:45.952	1:01.386	21.024	22.711	17.651	118.147	105.515
3	10:45:59.416	1:13.464	21.496	28.134	23.834	94.252	46.281
4	10:48:41.224	2:41.808	2:02.752	21.839	17.217	119.835	109.832
5	10:50:00.599	1:19.375	19.864	30.784	28.727	86.257	22.170
(18) LILLIE / CHANDLER							
1	10:44:17.076			25.773	19.243	104.692	96.558
2	10:45:23.464	1:06.388	22.382	25.047	18.959	104.856	99.714
3	10:46:27.543	1:04.079	21.457	24.278	18.344	106.183	100.914
4	10:47:29.551	1:02.008	20.206	23.727	18.075	106.859	101.524
5	10:48:32.850	1:03.299	20.515	24.070	18.714	105.848	99.272
6	10:49:38.625	1:05.775	20.393	26.891	18.491	105.848	99.272
7	10:50:40.826	1:02.201	20.424	23.485	18.292	106.859	99.863
(964) ANDERSON / HUGHES							
1	10:44:20.471			26.308	19.251	97.117	93.726
2	10:45:25.963	1:05.492	21.922	25.224	18.346	99.714	96.005
3	10:46:29.439	1:03.476	20.943	24.501	18.032	102.611	96.558
4	10:47:33.756	1:04.317	21.144	24.337	18.836	97.682	90.442
5	10:48:43.879	1:10.123	21.229	24.860	24.034	91.427	24.827
(93) KIRKUP / HERBERTSON							
1	10:44:26.250						
2	10:46:38.285	2:12.035					
3	10:47:42.508	1:04.223					
4	10:50:58.045	3:15.537					
(5) SHAND / BEISEY							
1	10:43:50.235			25.050	18.469	102.926	97.682
2	10:44:54.614	1:04.379	21.495	24.430	18.454	99.714	97.257
3	10:46:02.573	1:07.959	21.058	24.441	22.460	103.084	33.091
(87) SHAND / YUILL							
1	10:44:12.532			27.386	20.636	95.053	85.706
2	10:45:21.739	1:09.207	23.371	26.459	19.377	95.188	90.198
3	10:46:29.784	1:08.045	22.560	26.168	19.317	97.540	90.809
4	10:47:36.073	1:06.289	21.898	25.544	18.847	97.399	91.179
5	10:48:41.645	1:05.572	21.832	24.949	18.791	97.540	89.716
6	10:49:48.283	1:06.638	21.716	26.008	18.914	96.143	90.686
7	10:50:59.341	1:11.058	22.792	29.272	18.994	99.566	90.686
(50) BROWNE / McKAY							
1	10:44:16.939			28.124	20.797	100.460	96.558
2	10:45:26.274	1:09.335	23.032	26.883	19.420	102.142	92.947
3	10:46:34.800	1:08.526	22.911	26.134	19.481	103.242	96.419
4	10:47:41.687	1:06.887	21.908	26.304	18.675	101.524	97.682
5	10:48:51.253	1:09.566	23.240	26.898	19.428	104.204	98.398
6	10:49:58.460	1:07.207	21.790	26.045	19.372	103.084	98.111
7	10:51:05.127	1:06.667	21.852	26.021	18.794	101.524	98.111
(111) STROUD / SCHOFIELD							
1	10:44:16.616			28.709	21.644	83.260	83.467
2	10:45:28.011	1:11.395	24.511	26.558	20.326	94.518	84.200
3	10:46:38.567	1:10.556	23.598	26.177	20.781	90.564	84.095
4	10:47:47.905	1:09.338	23.366	25.984	19.988	93.595	83.467
5	10:48:57.646	1:09.741	23.539	25.967	20.235	92.308	86.927
6	10:50:08.228	1:10.582	23.452	26.331	20.799	91.303	82.341
7	10:51:18.104	1:09.876	23.770	26.021	20.085	89.120	83.467
(9) MACKAY / MAYHEW							
1	10:44:20.924			29.071	21.180	86.927	83.363

Lap	Time of Day	Lap Tm	S1	S2	S3	S3Spd	SFSpd
2	10:45:32.262	1:11.338	24.344	26.621	20.373	92.947	88.183
3	10:46:48.350	1:16.088	23.141	25.798	27.149	94.651	22.302
(61) FORREST / SZANEL							
1	10:44:38.750			31.509	22.877	79.985	88.532
2	10:45:55.311	1:16.561	25.608	30.016	20.937	89.957	91.427
3	10:47:14.992	1:19.681	24.367	28.574	26.740	90.932	24.306
(114) AMOS / PRING							
1	10:44:26.695			31.074	22.099	79.323	87.837
2	10:45:44.017	1:17.322	26.009	30.242	21.071	88.884	96.697
3	10:47:05.223	1:21.206	26.543	32.223	22.440	81.938	86.035
4	10:48:25.427	1:20.204	27.001	30.946	22.257	85.815	88.532
5	10:49:51.960	1:26.533	26.851	31.567	28.115	88.767	25.633
(27) WARDEN / MELVILLE							
1	10:44:40.999			31.717	24.547	76.694	75.572
2	10:45:59.084	1:18.085	26.062	29.009	23.014	83.675	74.152
3	10:47:33.850	1:34.766	26.411	35.210	33.145	60.676	22.896
(36) EDDISON / SOUTER							
1	10:44:28.768			31.187	23.057	85.270	89.596
2	10:45:47.088	1:18.320	24.971	29.940	23.409	91.802	75.742
3	10:47:08.663	1:21.575	27.010	31.140	23.425	82.039	88.068
4	10:48:37.984	1:29.321	27.766	31.662	29.893	90.077	23.907
(22) LITHGOW / BRUNTON							
1	10:44:28.322			29.886	23.518	76.259	83.885
2	10:45:50.874	1:22.552	26.331	29.717	26.504	87.837	35.544

Clerk of the Course.

Orbits

Sig : _____ Time : _____
 Chief Timekeeper : Ian Sharp (SMART Timing)
 Results available at www.speedhive.com and www.smart-timing.co.uk



Qualifying Results

KMSC National Motorcycle Racing
Sorted on best lap time
National CB500's
Knockhill 1.267 miles
Qualifying
14/04/2018 11:00
Qualifying (10:00 Time) started at 10:53:03

Pos	No.	Name	Make/Model	CC	Class	Laps	Best Tm	In Lap	Diff	Avg. Speed
1	12	William MONIE	Honda	CB500	CB	7	1:02.230	4		70.156
2	34	Adrian TEASDALE	Honda	CB500	CB	8	1:02.348	8	0.118	69.841
3	144	Keith SHEPHERD	Honda	CB500	CB	9	1:02.571	8	0.341	69.705
4	111	Jimmy SHANKS	Honda	CB500	CB	10	1:03.276	7	1.046	69.644
5	87	Jodie CHALK	Honda	CB500	CB	8	1:04.025	7	1.795	59.745
6	13	Andrew BARTON	Honda	CB500	CB	9	1:04.764	8	2.534	67.314
7	23	Ross McCLEARY	Honda	CB500	CB	9	1:05.126	8	2.896	67.214
8	48	Allan BROOKBANKS	Honda	CB500	CB	8	1:05.358	7	3.128	66.772
9	15	Peter ROBERTSON	Honda	CB500	CB	7	1:06.834	4	4.604	64.652
10	47	Steve KAIN	Honda	CB500	CB	9	1:06.870	9	4.640	65.131
11	26	Raymond REID	Honda	CB500	CB	9	1:07.090	6	4.860	65.150
12	14	Martin CURRAH	Honda	CB500	CB	6	1:08.141	5	5.911	62.648
13	7	Colvin DENHOLM	Honda	CB500	CB	7	1:08.191	5	5.961	63.963
14	113	Calum PERT	Honda	CB500	CB	9	1:09.722	7	7.492	60.206
15	53	Barry GOW	Honda	CB500	CB	9	1:10.044	9	7.814	62.007
16	55	Allan McCLEARY	Honda	CB500	CB	9	1:10.430	9	8.200	61.866
17	126	Martin BULMAN	Honda	CB500	CB	2	1:20.142	2	17.912	53.400
18	25	Chris RICHAL	Honda	CB500	CB	1		0		47.475

Clerk of the Course.

Orbits

Sig : Time :

Chief Timekeeper : Ian Sharp (SMART Timing)

 Results available at www.speedhive.com and www.smart-timing.co.uk

Printed: 14/04/2018 11:08:13



KMSC National Motorcycle Racing

National CB500's

Knockhill 1.267 miles

Qualifying

14/04/2018 11:00

Qualifying (10:00 Time) started at 10:53:03

Lap	Time of Day	Lap Tm	S1	S2	S3	S3Spd	SFSpd	Lap	Time of Day	Lap Tm	S1	S2	S3	S3Spd	SFSpd
4	10:58:11.380	1:12.052	24.408	27.196	20.448	91.552	88.183								
5	10:59:22.869	1:11.489	24.045	27.157	20.287	91.677	88.183								
6	11:00:33.935	1:11.066	23.555	27.103	20.408	90.320	86.368								
7	11:01:45.546	1:11.611	24.104	26.918	20.589	90.320	85.162								
8	11:02:55.943	1:10.397	23.340	26.606	20.451	90.077	86.479								
9	11:04:05.987	1:10.044	23.300	26.444	20.300	90.686	87.380								

(55) Allan McCLEARY

1	10:54:32.861			29.681	21.558	85.596	83.260
2	10:55:45.181	1:12.320	24.142	27.586	20.592	89.002	82.139
3	10:56:58.689	1:13.508	25.178	27.472	20.858	89.836	84.625
4	10:58:10.931	1:12.242	24.182	27.300	20.760	88.884	85.487
5	10:59:22.662	1:11.731	24.223	27.257	20.251	88.649	84.839
6	11:00:34.445	1:11.783	24.388	27.208	20.187	90.198	86.479
7	11:01:46.223	1:11.778	24.029	27.444	20.305	89.836	84.839
8	11:02:57.068	1:10.845	23.614	26.725	20.506	90.442	85.270
9	11:04:07.498	1:10.430	23.443	26.651	20.336	89.358	85.379

(126) Martin BULMAN

1	10:54:34.649			30.306	23.190	82.139	76.782
2	10:55:54.791	1:20.142	26.865	30.002	23.275	75.828	63.429

(25) Chris RICHAL

1	10:54:40.039			30.347	22.494	88.767	82.341
---	--------------	--	--	---------------	---------------	---------------	---------------

Clerk of the Course.

Sig : Time :

Chief Timekeeper : Ian Sharp (SMART Timing)

 Results available at www.speedhive.com and www.smart-timing.co.uk

Printed: 14/04/2018 11:09:04

Orbits



KMSC National Motorcycle Racing

National CB500's

Knockhill 1.267 miles

Race 1 - 1st Race

14/04/2018 13:15

Race (10 Laps)

POLE POSITION

1	1 12 William MONIE 1:02.230	2 34 Adrian TEASDALE 1:02.348	3 144 Keith SHEPHERD 1:02.571
2	4 111 Jimmy SHANKS 1:03.276	5 87 Jodie CHALK 1:04.025	6 13 Andrew BARTON 1:04.764
3	7 23 Ross McCLEARY 1:05.126	8 48 Allan BROOKBANKS 1:05.358	9 15 Peter ROBERTSON 1:06.834
4	10 47 Steve KAIN 1:06.870	11 26 Raymond REID 1:07.090	12 14 Martin CURRAH 1:08.141
5	13 7 Colvin DENHOLM 1:08.191	14 113 Calum PERT 1:09.722	15 53 Barry GOW 1:10.044
6	16 55 Allan McCLEARY 1:10.430	17 126 Martin BULMAN 1:20.142	18 25 Chris RICHAL

Clerk of the Course.

Sig : Time :

Chief Timekeeper : Ian Sharp (SMART Timing)

Results available at www.speedhive.com and www.smart-timing.co.uk

Printed: 14/04/2018 11:10:07

Orbits



KMSC National Motorcycle Racing

National CB500's

Knockhill 1.267 miles

Race 23 - 2nd Race

15/04/2018 12:30

Race (10 Laps)

POLE POSITION

1	1 12 William MONIE 1:02.230	2 34 Adrian TEASDALE 1:02.348	3 144 Keith SHEPHERD 1:02.571
2	4 111 Jimmy SHANKS 1:03.276	5 87 Jodie CHALK 1:04.025	6 13 Andrew BARTON 1:04.764
3	7 23 Ross McCLEARY 1:05.126	8 48 Allan BROOKBANKS 1:05.358	9 15 Peter ROBERTSON 1:06.834
4	10 47 Steve KAIN 1:06.870	11 26 Raymond REID 1:07.090	12 14 Martin CURRAH 1:08.141
5	13 7 Colvin DENHOLM 1:08.191	14 113 Calum PERT 1:09.722	15 53 Barry GOW 1:10.044
6	16 55 Allan McCLEARY 1:10.430	17 126 Martin BULMAN 1:20.142	18 25 Chris RICHAL

Clerk of the Course.

Sig : Time :

Chief Timekeeper : Ian Sharp (SMART Timing)

Results available at www.speedhive.com and www.smart-timing.co.uk

Printed: 14/04/2018 11:10:39

Orbits



Qualifying Results

KMSC National Motorcycle Racing
Sorted on best lap time
KMSC Championship 125's
Knockhill 1.267 miles
Qualifying
14/04/2018 11:15
Qualifying (10:00 Time) started at 11:05:46

Pos	No.	Name	Make/Model	CC	Class	Laps	Best Tm	In Lap	Diff	Avg. Speed
1	69	Mark BOWRAN	Kawasaki	ZXR400	F400	8	1:01.256	6		57.973
2	58	James McLAREN	Kawasaki	ZX400	F400	7	1:05.911	2	4.655	60.584
3	22	Ross MAGUIRE	Aprilia	RS125	F125	9	1:08.892	7	7.636	64.086
4	33	Declan CONNELL	Aprilia	RS125	F125	8	1:11.192	8	9.936	60.740
5	99	Marc GIBSON	Kawasaki	ZXR400	F400	6	1:11.295	4	10.039	57.940
6	55	Owen PATERSON	Aprilia	RS125	F125	3	1:12.013	3	10.757	56.817
7	122	Logan TURNER	Aprilia	RS125	F125	8	1:12.546	8	11.290	56.854
8	12	Jimmy MUIR	Aprilia	RS125	F125	8	1:14.595	8	13.339	58.079
9	27	Jordan HAY	Aprilia	RS125	F125	2	1:19.962	2	18.706	15.218
10	16	Mia KELLAS	Aprilia	RS125	F125	5	1:23.727	4	22.471	51.664

Clerk of the Course.

Orbits

Sig : Time :

Chief Timekeeper : Ian Sharp (SMART Timing)

 Results available at www.speedhive.com and www.smart-timing.co.uk

Printed: 14/04/2018 12:47:04



KMSC National Motorcycle Racing

KMSC Championship 125's

Knockhill 1.267 miles

Qualifying

14/04/2018 11:15

Qualifying (10:00 Time) started at 11:05:46

Lap	Time of Day	Lap Tm	S1	S2	S3	S3Spd	SFSpd	Lap	Time of Day	Lap Tm	S1	S2	S3	S3Spd	SFSpd
(69) Mark BOWRAN								(27) Jordan HAY							
1	11:08:44.461			27.830	19.627	96.836	96.976	1	11:14:26.461			29.188	23.703	79.043	76.345
2	11:09:52.482	1:08.021	21.774	27.261	18.986	100.611	99.125	2	11:15:46.423	1:19.962	26.190	29.276	24.496	77.851	77.402
3	11:10:57.376	1:04.894	22.026	24.874	17.994	99.863	101.832	(16) Mia KELLAS							
4	11:12:04.992	1:07.616	22.622	27.172	17.822	100.914	100.310	1	11:07:27.078			32.504	24.735	72.081	69.904
5	11:13:06.436	1:01.444	20.526	23.349	17.569	103.242	100.611	2	11:08:51.304	1:24.226	27.799	31.816	24.611	72.785	69.542
6	11:14:07.692	1:01.256	20.591	23.115	17.550	104.043	100.914	3	11:10:16.300	1:24.996	28.105	31.741	25.150	74.564	68.828
7	11:15:14.803	1:07.111	22.040	25.514	19.557	101.066	100.460	4	11:11:40.027	1:23.727	27.710	31.426	24.591	72.470	69.326
8	11:16:16.397	1:01.594	20.390	23.394	17.810	103.084	100.914	5	11:13:08.413	1:28.386	27.222	29.859	31.305	73.182	26.672
(58) James McLAREN															
1	11:06:56.901			25.775	18.602	101.066	95.731								
2	11:08:02.812	1:05.911	21.376	24.981	19.554	100.762	89.477								
3	11:09:12.834	1:10.022	21.727	25.571	22.724	93.076	33.638								
4	11:11:08.465	1:55.631	1:09.196	26.854	19.581	95.595	95.053								
5	11:12:15.011	1:06.546	22.092	25.529	18.925	98.398	95.731								
6	11:13:22.007	1:06.996	21.957	26.047	18.992	95.868	91.928								
7	11:14:33.986	1:11.979	21.859	25.607	24.513	94.120	33.638								
(22) Ross MAGUIRE															
1	11:07:04.597			28.762	21.582	81.146	79.985								
2	11:08:16.250	1:11.653	23.980	27.168	20.505	85.270	82.645								
3	11:09:27.261	1:11.011	23.389	27.244	20.378	87.153	83.675								
4	11:10:37.928	1:10.667	23.343	26.651	20.673	85.706	82.849								
5	11:11:47.879	1:09.951	22.754	27.097	20.100	84.518	82.951								
6	11:12:57.177	1:09.298	23.011	26.315	19.972	86.702	82.645								
7	11:14:06.069	1:08.892	23.026	26.005	19.861	86.814	81.938								
8	11:15:18.139	1:12.070	23.418	28.108	20.544	86.257	81.639								
9	11:16:27.529	1:09.390	22.884	26.655	19.851	86.257	82.139								
(33) Declan CONNELL															
1	11:07:16.184				22.426		81.441								
2	11:08:31.403	1:15.219	25.422	28.737	21.060	86.814	84.625								
3	11:09:44.973	1:13.570	24.419	28.312	20.839	87.153	81.540								
4	11:10:58.181	1:13.208			20.840	87.266	84.839								
5	11:12:11.889	1:13.708			21.225	87.153	84.625								
6	11:13:24.689	1:12.800	23.679	27.907	21.214		82.139								
7	11:14:36.533	1:11.844			20.704	87.266	84.412								
8	11:15:47.725	1:11.192			20.447	87.266	85.054								
(99) Marc GIBSON															
1	11:07:16.126			29.848	22.674	82.849	85.925								
2	11:08:31.921	1:15.795	25.114	29.703	20.978	88.532	87.153								
3	11:09:44.045	1:12.124	24.283	27.932	19.909	92.308	88.299								
4	11:10:55.340	1:11.295	24.151	27.305	19.839	91.427	88.299								
5	11:12:07.424	1:12.084	24.381	28.123	19.580	92.054	88.767								
6	11:13:39.315	1:31.891	25.668	33.034	33.189	65.535	26.358								
(55) Owen PATERSON															
1	11:07:22.620			31.432	20.986	85.270	83.467								
2	11:08:35.807	1:13.187	23.595	28.598	20.994	87.153	84.946								
3	11:09:47.820	1:12.013	23.962	27.491	20.560	87.153	82.645								
(122) Logan TURNER															
1	11:07:17.546				23.286		77.135								
2	11:08:33.509	1:15.963			22.337		77.851								
3	11:10:05.624	1:32.115			22.985		77.581								
4	11:11:21.978	1:16.354			22.480		78.214								
5	11:12:36.866	1:14.888			22.082		77.671								
6	11:13:51.507	1:14.641			22.502		61.285								
7	11:15:16.239	1:24.732			22.966		78.857								
8	11:16:28.785	1:12.546			21.081		79.511								
(12) Jimmy MUIR															
1	11:07:17.769														
2	11:08:35.806	1:18.037													
3	11:09:55.049	1:19.243													
4	11:11:12.142	1:17.093													
5	11:12:28.336	1:16.194													
6	11:13:44.732	1:16.396													
7	11:15:00.658	1:15.926													
8	11:16:15.253	1:14.595													

Clerk of the Course.

Sig : Time :

Chief Timekeeper : Ian Sharp (SMART Timing)

 Results available at www.speedhive.com and www.smart-timing.co.uk

Printed: 14/04/2018 11:20:13

Orbits



KMSC National Motorcycle Racing

KMSC Championship 125's

Knockhill 1.267 miles

Race 2 - 1st Race

14/04/2018 13:30

Race (10 Laps)



POLE POSITION

1	1 69 Mark BOWRAN 1:01.256	2 58 James McLAREN 1:05.911	3 22 Ross MAGUIRE 1:08.892
2	4 33 Declan CONNELL 1:11.192	5 99 Marc GIBSON 1:11.295	6 55 Owen PATERSON 1:12.013
3	7 122 Logan TURNER 1:12.546	8 12 Jimmy MUIR 1:14.595	9 27 Jordan HAY 1:19.962
4	10 16 Mia KELLAS 1:23.727		

Clerk of the Course.

Sig : Time :

Chief Timekeeper : Ian Sharp (SMART Timing)

 Results available at www.speedhive.com and www.smart-timing.co.uk

Printed: 14/04/2018 11:20:43

Orbits



Qualifying Results

KMSC National Motorcycle Racing

Sorted on best lap time

Scottish Championship Formula 600's

Knockhill 1.267 miles

Qualifying

14/04/2018 11:30

Qualifying (10:00 Time) started at 11:21:27

Pos	No.	Name	Make/Model	CC	Class	Laps	Best Tm	In Lap	Diff	Avg. Speed
1	69	Rory SKINNER	Kawasaki	ZX6R	S6	11	53.127	10		82.061
2	12	William MONIE	Suzuki	GSXR600	S6	11	53.193	10	0.066	82.864
3	119	Kristopher DUNCAN	Kawasaki	ZX6R 600	S6	11	53.281	10	0.154	81.907
4	1	Bruce BIRNIE	Kawasaki	ZX6	S6	8	53.677	8	0.550	58.949
5	38	William BERGIN	Kawasaki	ZX6R 600	S6	11	53.983	11	0.856	80.954
6	64	Sam MUNRO	Kawasaki	ZX6R 600	S6	9	54.747	3	1.620	78.785
7	47	Steven HADDOW	Kawasaki	ZX6R 600	S6	11	54.965	11	1.838	79.853
8	77	Angus MEARNS	Yamaha	R6 600	S6	11	55.491	11	2.364	79.638
9	87	Steven ALLISON	Kawasaki	ZX6R 600	S6	11	55.635	10	2.508	78.337
10	11	Patrick FORMAN	Kawasaki	ZX6R 600	S6	11	56.003	11	2.876	79.149
11	5	Simon SMAIL	Triumph	Daytona 675R	S6	11	56.005	7	2.878	78.947
12	26	Alan MacGREGOR	Kawasaki		S6	10	56.589	10	3.462	75.819
13	21	Mike SWANSON	Yamaha	R6 600	S6	10	56.625	4	3.498	76.557
14	2	Lewis PATERSON	Yamaha	R6 600	S6	11	56.691	8	3.564	77.661
15	61	Siobhan FLYNN	Yamaha	R6 600	S6	10	56.832	10	3.705	75.581
16	28	Paul BOWERBANK	Yamaha	R6 600	S6	9	56.859	4	3.732	68.647
17	8	Jon DICKIE	Yamaha	R6 600	S6	5	57.467	4	4.340	74.827
18	27	Andrew DONALD	Kawasaki	ZX6R 600	S6	11	57.482	4	4.355	75.971
19	25	Jim PURVIS	Yamaha	R6 600	S6	10	1:00.321	8	7.194	72.524
20	58	Barry STEWART	Kawasaki	ZX6R 600	S6	10	1:01.183	9	8.056	69.523
21	10	Alex PEACOCK	Triumph	Daytona 675R	S6	8	1:01.849	4	8.722	69.216
22	48	Mark FARRELL	Yamaha	R6 600	S6	10	1:02.031	8	8.904	69.674
23	6	James WILKEN	Yamaha	R6 600	S6	6	1:02.307	5	9.180	68.101
24	22	Chris SPELLMAN	Yamaha	R6 600	S6	8	1:03.819	5	10.692	59.344
25	37	Kevin MONAGHAN			S6	7	1:04.222	5	11.095	67.450
26	92	Christopher SCOTT	Yamaha	R6 600	S6	9	1:05.256	8	12.129	66.907
27	50	Calum JACKSON	Triumph	Daytona 675	S6	4	1:06.947	4	13.820	62.734
28	33	Tommy MacGOWAN	Yamaha	R6 600	S6	9	1:08.792	8	15.665	62.402

Clerk of the Course.

Orbits

Sig : Time :

Chief Timekeeper : Ian Sharp (SMART Timing)

Results available at www.speedhive.com and www.smart-timing.co.uk

Printed: 14/04/2018 11:35:23



KMSC National Motorcycle Racing

Scottish Championship Formula 600's

Knockhill 1.267 miles

Qualifying

14/04/2018 11:30

Qualifying (10:00 Time) started at 11:21:27

Lap	Time of Day	Lap Tm	S1	S2	S3	S3Spd	SFSpd	Lap	Time of Day	Lap Tm	S1	S2	S3	S3Spd	SFSpd
4	11:26:12.511	1:07.708	22.522	26.276	18.910	116.506	112.220								
5	11:27:19.042	1:06.531	22.229	25.646	18.656	109.474	116.103								
6	11:28:24.616	1:05.574	21.837	25.342	18.395	114.714	114.518								
7	11:29:30.239	1:05.623	22.143	25.148	18.332	112.408	115.903								
8	11:30:35.495	1:05.256	22.181	25.153	17.922	114.518	116.304								
9	11:31:41.027	1:05.532	21.894	25.381	18.257	113.549	116.304								

(50) Calum JACKSON

1	11:22:51.654			29.541	21.465	96.143	111.105								
2	11:24:01.893	1:10.239	24.269	26.559	19.411	108.064	114.323								
3	11:25:11.359	1:09.466	24.012	27.055	18.399	108.064	113.935								
4	11:26:18.306	1:06.947	23.388	25.212	18.347	108.764	109.832								

(33) Tommy MacGOWAN

1	11:22:48.920			29.342	22.096	92.054	111.105								
2	11:24:00.638	1:11.718	24.248	26.992	20.478	106.520	109.296								
3	11:25:14.259	1:13.621	24.719	28.288	20.614	103.402	113.935								
4	11:26:24.964	1:10.705	23.521	26.874	20.310	105.515	108.064								
5	11:27:41.994	1:17.030	23.927	27.456	25.647	99.272	101.832								
6	11:28:55.168	1:13.174	24.722	27.712	20.740	107.372	112.786								
7	11:30:05.167	1:09.999	23.550	26.221	20.228	104.529	114.518								
8	11:31:13.959	1:08.792	22.525	26.325	19.942	113.166	113.357								
9	11:32:25.319	1:11.360	23.364	26.835	21.161	92.435	111.474								

Clerk of the Course.

Sig : Time :
 Chief Timekeeper : Ian Sharp (SMART Timing)
 Results available at www.speedhive.com and www.smart-timing.co.uk

Printed: 14/04/2018 11:35:43

Orbits



KMSC National Motorcycle Racing

Scottish Championship Formula 600's

Knockhill 1.267 miles

Race 3 - 1st Race

14/04/2018 13:45

Race (10 Laps)

POLE POSITION

1	1 69 Rory SKINNER 53.127	2 12 William MONIE 53.193	3 119 Kristopher DUNCAN 53.281
2	4 1 Bruce BIRNIE 53.677	5 38 William BERGIN 53.983	6 64 Sam MUNRO 54.747
3	7 47 Steven HADDOW 54.965	8 77 Angus MEARNS 55.491	9 87 Steven ALLISON 55.635
4	10 11 Patrick FORMAN 56.003	11 5 Simon SMAIL 56.005	12 26 Alan MacGREGOR 56.589
5	13 21 Mike SWANSON 56.625	14 2 Lewis PATERSON 56.691	15 61 Siobhan FLYNN 56.832
6	16 28 Paul BOWERBANK 56.859	17 8 Jon DICKIE 57.467	18 27 Andrew DONALD 57.482
7	19 25 Jim PURVIS 1:00.321	20 58 Barry STEWART 1:01.183	21 10 Alex PEACOCK 1:01.849
8	22 48 Mark FARRELL 1:02.031	23 6 James WILKEN 1:02.307	24 22 Chris SPELLMAN 1:03.819
9	25 37 Kevin MONAGHAN 1:04.222	26 92 Christopher SCOTT 1:05.256	27 50 Calum JACKSON 1:06.947
10	28 33 Tommy MacGOWAN 1:08.792		

Clerk of the Course.

Orbits

Sig : Time :
 Chief Timekeeper : Ian Sharp (SMART Timing)
 Results available at www.speedhive.com and www.smart-timing.co.uk



KMSC National Motorcycle Racing

Scottish Championship Formula 600's

Knockhill 1.267 miles

Race 25 - 2nd Race

15/04/2018 13:00

Race (10 Laps)

POLE POSITION

1	1 69 Rory SKINNER 53.127	2 12 William MONIE 53.193	3 119 Kristopher DUNCAN 53.281
2	4 1 Bruce BIRNIE 53.677	5 38 William BERGIN 53.983	6 64 Sam MUNRO 54.747
3	7 47 Steven HADDOW 54.965	8 77 Angus MEARNS 55.491	9 87 Steven ALLISON 55.635
4	10 11 Patrick FORMAN 56.003	11 5 Simon SMAIL 56.005	12 26 Alan MacGREGOR 56.589
5	13 21 Mike SWANSON 56.625	14 2 Lewis PATERSON 56.691	15 61 Siobhan FLYNN 56.832
6	16 28 Paul BOWERBANK 56.859	17 8 Jon DICKIE 57.467	18 27 Andrew DONALD 57.482
7	19 25 Jim PURVIS 1:00.321	20 58 Barry STEWART 1:01.183	21 10 Alex PEACOCK 1:01.849
8	22 48 Mark FARRELL 1:02.031	23 6 James WILKEN 1:02.307	24 22 Chris SPELLMAN 1:03.819
9	25 37 Kevin MONAGHAN 1:04.222	26 92 Christopher SCOTT 1:05.256	27 50 Calum JACKSON 1:06.947
10	28 33 Tommy MacGOWAN 1:08.792		

Clerk of the Course.

Orbits

Sig : Time :
Chief Timekeeper : Ian Sharp (SMART Timing)

Results available at www.speedhive.com and www.smart-timing.co.uk



Qualifying Results

KMSC National Motorcycle Racing

Sorted on best lap time

Scottish Championship Pre-Injection 600

Knockhill 1.267 miles

Qualifying

14/04/2018 11:45

Qualifying (10:00 Time) started at 11:34:18

Pos	No.	Name	Make/Model	CC	Class	Laps	Best Tm	In Lap	Diff	Avg. Speed
1	41	Kieran MURRAY	Yamaha	R6 600	PI6	8	55.781	6		65.281
2	168	Paul WISHART	Yamaha	R6 600	PI6	11	56.449	9	0.668	78.390
3	15	Jon DICKIE	Yamaha	R6 600	PI6	11	56.516	9	0.735	77.270
4	22	William MASON	Yamaha	R6 600	PI6	9	57.574	2	1.793	76.853
5	35	Adrian TEASDALE	Yamaha	R6 600	PI6	10	57.810	9	2.029	73.715
6	60	Dougie BROWN	Yamaha	R6 600	PI6	10	58.130	7	2.349	75.946
7	11	Ross WATTS	Yamaha	R6 600	PI6	10	58.199	10	2.418	75.379
8	54	Cameron ROBB	Yamaha	R6 600	PI6	9	58.698	4	2.917	73.837
9	8	Patryk MOTYKA	Yamaha	R6 600	PI6	10	58.775	10	2.994	74.122
10	38	Mark LANGLANDS	Yamaha	R6 600	PI6	8	59.118	7	3.337	73.576
11	70	Simon HARDY	Yamaha	R6 600	PI6	10	59.437	9	3.656	70.601
12	51	Neil MUNRO	Yamaha	R6 600	PI6	8	59.520	6	3.739	72.475
13	34	Darren GREENE	Yamaha	R6 600	PI6	9	1:01.335	6	5.554	70.588
14	92	Andrew CRAIGMILE	Yamaha	R6 600	PI6	6	1:01.585	4	5.804	69.066
15	17	Gary WHITEFORD	Kawasaki	ZX6R	PI6	7	1:01.591	2	5.810	70.431
16	73	Fraser CAMERON	Yamaha	R6 600	PI6	6	1:01.974	3	6.193	68.430
17	95	Michael MacKINNON	Yamaha	R6 600	PI6	10	1:02.332	10	6.551	69.448
18	126	Martin BULMAN	Honda	CBR600FX	PI6	9	1:03.029	9	7.248	68.082
19	66	Derek McGREGOR	Yamaha	R6 5EB	PI6	9	1:03.284	6	7.503	66.316
20	31	Darren ANDERSON	Kawasaki	ZXR 600	PI6	5	1:03.783	4	8.002	66.504
21	888	Joe CAIRNEY	Yamaha	R6 600	PI6	7	1:04.311	3	8.530	66.793
22	93	Lee SEAGER	Yamaha	ZX6R Ninja	PI6	9	1:04.892	7	9.111	66.478
23	68	Andrew JONES-LOFTING	Honda	CBR600FX	PI6	7	1:05.251	6	9.470	62.736
24	23	Paul REID	Honda	CBR600	PI6	9	1:07.691	7	11.910	62.598
25	21	Andy LOCK	Yamaha	R6 600	PI6			0		-

Clerk of the Course.

Sig : Time :

Chief Timekeeper : Ian Sharp (SMART Timing)

Results available at www.speedhive.com and www.smart-timing.co.uk

Printed: 14/04/2018 11:48:47

Orbits



KMSC National Motorcycle Racing

Scottish Championship Pre-Injection 600

Knockhill 1.267 miles

Race 4 - 1st Race

14/04/2018 14:00

Race (10 Laps)

POLE POSITION

1	1 41 Kieran MURRAY 55.781	2 168 Paul WISHART 56.449	3 15 Jon DICKIE 56.516
2	4 22 William MASON 57.574	5 35 Adrian TEASDALE 57.810	6 60 Dougie BROWN 58.130
3	7 11 Ross WATTS 58.199	8 54 Cameron ROBB 58.698	9 8 Patryk MOTYKA 58.775
4	10 38 Mark LANGLANDS 59.118	11 70 Simon HARDY 59.437	12 51 Neil MUNRO 59.520
5	13 34 Darren GREENE 1:01.335	14 92 Andrew CRAIGMILE 1:01.585	15 17 Gary WHITEFORD 1:01.591
6	16 73 Fraser CAMERON 1:01.974	17 95 Michael MacKINNON 1:02.332	18 126 Martin BULMAN 1:03.029
7	19 66 Derek McGREGOR 1:03.284	20 31 Darren ANDERSON 1:03.783	21 888 Joe CAIRNEY 1:04.311
8	22 93 Lee SEAGER 1:04.892	23 68 Andrew JONES-LOFTING 1:05.251	24 23 Paul REID 1:07.691
9	25 21 Andy LOCK		

Clerk of the Course.

Sig : Time :

Chief Timekeeper : Ian Sharp (SMART Timing)

Results available at www.speedhive.com and www.smart-timing.co.uk

Printed: 14/04/2018 11:48:13

Orbits



KMSC National Motorcycle Racing

Scottish Championship Pre-Injection 600

Knockhill 1.267 miles

Race 26 - 2nd Race

15/04/2018 13:15

Race (10 Laps)

POLE POSITION

1	1 41 Kieran MURRAY 55.781	2 168 Paul WISHART 56.449	3 15 Jon DICKIE 56.516
2	4 22 William MASON 57.574	5 35 Adrian TEASDALE 57.810	6 60 Dougie BROWN 58.130
3	7 11 Ross WATTS 58.199	8 54 Cameron ROBB 58.698	9 8 Patryk MOTYKA 58.775
4	10 38 Mark LANGLANDS 59.118	11 70 Simon HARDY 59.437	12 51 Neil MUNRO 59.520
5	13 34 Darren GREENE 1:01.335	14 92 Andrew CRAIGMILE 1:01.585	15 17 Gary WHITEFORD 1:01.591
6	16 73 Fraser CAMERON 1:01.974	17 95 Michael MacKINNON 1:02.332	18 126 Martin BULMAN 1:03.029
7	19 66 Derek McGREGOR 1:03.284	20 31 Darren ANDERSON 1:03.783	21 888 Joe CAIRNEY 1:04.311
8	22 93 Lee SEAGER 1:04.892	23 68 Andrew JONES-LOFTING 1:05.251	24 23 Paul REID 1:07.691
9	25 21 Andy LOCK		

Clerk of the Course.

Sig : Time :

Chief Timekeeper : Ian Sharp (SMART Timing)

Results available at www.speedhive.com and www.smart-timing.co.uk

Printed: 14/04/2018 11:50:21

Orbits



Qualifying Results

KMSC National Motorcycle Racing

Sorted on best lap time

Scottish Championship Lightweights

Knockhill 1.267 miles

Qualifying

14/04/2018 12:00

Qualifying (10:00 Time) started at 11:49:56

Pos	No.	Name	Make/Model	CC	Class	Laps	Best Tm	In Lap	Diff	Avg. Speed
1	31	Torquil PATERSON	Suzuki	SV650	SL	11	55.417	10		77.252
2	155	Scott CAMPBELL	Kawasaki	ER6 650	SL	10	56.916	8	1.499	76.653
3	21	Grant REID	Kawasaki	ER6	SL	10	57.480	5	2.063	76.835
4	34	Kenneth THIRLWALL	Kawasaki	ER6	SL	11	57.588	11	2.171	76.286
5	66	Kevin WATRET	Kawasaki	ER6	SL	10	58.105	6	2.688	75.551
6	93	William HOLLAND	Suzuki	SV650	SL	10	58.222	8	2.805	71.551
7	2	Greg HAYLOTT	Kawasaki	ER6 600	SL	8	58.665	7	3.248	74.729
8	4	Alan GIBSON	Suzuki	SV650	SL	9	58.719	5	3.302	75.225
9	13	Andrew BARTON	Kawasaki	ER650	SL	9	58.884	8	3.467	71.519
10	74	Christine WATSON	Kawasaki	ER6	SL	10	59.501	9	4.084	71.624
11	800	Gordon CLARK	Kawasaki	ER6 650	SL	10	59.984	7	4.567	72.785
12	39	Stuart HAMILTON	Suzuki	SV650	SL	8	1:00.339	6	4.922	69.882
13	54	Ryan GIBSON	Suzuki	SV650	SL	8	1:00.746	5	5.329	71.796
14	278	Paul MARSHALL	Kawasaki	ER6	SL	9	1:01.046	7	5.629	71.067
15	55	Tom ROBINSON	Aprilia	RSV 450	SL	8	1:01.314	7	5.897	65.195
16	38	Adon DAVIE	Moriwaki	RS125	SL	9	1:01.782	9	6.365	66.419
17	88	Lewis NICOL	Suzuki	SV650	SL	10	1:02.172	8	6.755	67.944
18	16	Gerry KEIRNAN	Kawasaki	ER6	SL	9	1:02.208	4	6.791	68.057
19	90	David McNAIRN	Suzuki	SV650	SL	6	1:02.329	4	6.912	67.168
20	22	Allan BROWN	Suzuki	SV650	SL	9	1:03.084	6	7.667	67.091
21	15	Finlay MILNE	Suzuki	SV650	SL	9	1:04.084	9	8.667	67.758

Clerk of the Course.

Orbits

Sig : Time :
 Chief Timekeeper : Ian Sharp (SMART Timing)
 Results available at www.speedhive.com and www.smart-timing.co.uk



KMSC National Motorcycle Racing

Scottish Championship Lightweights

Knockhill 1.267 miles

Race 5 - 1st Race

14/04/2018 14:15

Race (10 Laps)

POLE POSITION

1	1 31 Torquil PATERSON 55.417	2 155 Scott CAMPBELL 56.916	3 21 Grant REID 57.480
2	4 34 Kenneth THIRLWALL 57.588	5 66 Kevin WATRET 58.105	6 93 William HOLLAND 58.222
3	7 2 Greg HAYLOTT 58.665	8 4 Alan GIBSON 58.719	9 13 Andrew BARTON 58.884
4	10 74 Christine WATSON 59.501	11 800 Gordon CLARK 59.984	12 39 Stuart HAMILTON 1:00.339
5	13 54 Ryan GIBSON 1:00.746	14 278 Paul MARSHALL 1:01.046	15 55 Tom ROBINSON 1:01.314
6	16 38 Adon DAVIE 1:01.782	17 88 Lewis NICOL 1:02.172	18 16 Gerry KEIRNAN 1:02.208
7	19 90 David McNAIRN 1:02.329	20 22 Allan BROWN 1:03.084	21 15 Finlay MILNE 1:04.084

Clerk of the Course.

Sig : Time :

Chief Timekeeper : Ian Sharp (SMART Timing)

Results available at www.speedhive.com and www.smart-timing.co.uk

Orbits



KMSC National Motorcycle Racing

Scottish Championship Lightweights

Knockhill 1.267 miles

Race 27 - 2nd Race

15/04/2018 13:30

Race (10 Laps)

POLE POSITION

1	1 31 Torquil PATERSON 55.417	2 155 Scott CAMPBELL 56.916	3 21 Grant REID 57.480
2	4 34 Kenneth THIRLWALL 57.588	5 66 Kevin WATRET 58.105	6 93 William HOLLAND 58.222
3	7 2 Greg HAYLOTT 58.665	8 4 Alan GIBSON 58.719	9 13 Andrew BARTON 58.884
4	10 74 Christine WATSON 59.501	11 800 Gordon CLARK 59.984	12 39 Stuart HAMILTON 1:00.339
5	13 54 Ryan GIBSON 1:00.746	14 278 Paul MARSHALL 1:01.046	15 55 Tom ROBINSON 1:01.314
6	16 38 Adon DAVIE 1:01.782	17 88 Lewis NICOL 1:02.172	18 16 Gerry KEIRNAN 1:02.208
7	19 90 David McNAIRN 1:02.329	20 22 Allan BROWN 1:03.084	21 15 Finlay MILNE 1:04.084

Clerk of the Course.

Sig : Time :

Chief Timekeeper : Ian Sharp (SMART Timing)

Results available at www.speedhive.com and www.smart-timing.co.uk

Printed: 14/04/2018 12:11:52

Orbits



Qualifying Results

KMSC National Motorcycle Racing

Sorted on best lap time

Scottish Championship Superbikes & KMSC Clubman

Knockhill 1.267 miles

Qualifying

14/04/2018 12:15

Qualifying (10:00 Time) started at 12:02:19

Pos	No.	Name	Make/Model	CC	Class	Laps	Best Tm	In Lap	Diff	Avg. Speed
1	99	Callum GRIGOR	Kawasaki	ZX10RR	SB	10	51.477	10		75.204
2	34	John DEAN	BMW	S1000RR	SB	10	51.814	10	0.337	72.382
3	61	Max ALEXANDER	BMW	S1000RR	SB	11	52.168	11	0.691	82.339
4	119	Kristopher DUNCAN	Kawasaki	ZX10R	SB	8	52.296	7	0.819	81.491
5	55	Donald MacFADYEN	BMW	S1000RR	SB	11	52.305	7	0.828	83.341
6	1	Bruce BIRNIE	BMW	S1000RR	SB	8	52.414	3	0.937	56.422
7	72	Sean GILFILLAN	Ducati	Panigale	SB	11	52.685	10	1.208	77.761
8	22	Steven WATSON	BMW	S1000RR	SB	11	52.867	10	1.390	75.029
9	56	Andy GROVES	BMW	S1000RR	SB	11	53.431	9	1.954	77.562
10	32	John MacDONALD	Yamaha		SB	10	53.580	8	2.103	79.715
11	45	Ewan GRAY	Kawasaki	ZX10R	SB	10	53.775	7	2.298	79.925
12	18	Clint WALKER	BMW	S1000RR	C	11	54.000	11	2.523	78.726
13	57	Stewart ROBB	Kawasaki	ZX10R	C	7	54.261	6	2.784	72.961
14	71	Gavin JONES	Yamaha	R1	C	11	54.447	10	2.970	79.553
15	75	Charlie BUNYAN	Kawasaki	ZX10R	C	10	54.613	7	3.136	77.941
16	94	Greg GILFILLAN	BMW	S1000RR	SB	4	54.754	3	3.277	75.050
17	122	David SUDES	Suzuki	GSXR 1000	C	11	55.485	7	4.008	79.301
18	47	Alan BRYCE	BMW	1000RR	SB	11	55.717	4	4.240	77.452
19	511	Marc IRONSIDE	Honda	Fireblade	SB	11	56.117	11	4.640	77.607
20	218	Paul BOWERBANK	Triumph	675	C	8	56.312	7	4.835	77.584
21	52	Paul McLEAN	Honda	CBR1000RR	C	10	56.860	8	5.383	75.672
22	38	Craig MARTIN	Honda	CBR900 RR-Y	C	10	57.342	7	5.865	72.790
23	37	Steven PATTERSON	Yamaha	YZF R1	C	10	57.551	10	6.074	74.067
24	30	Alan RENNIE	Honda	Fireblade	C	6	57.731	4	6.254	77.270
25	28	Andrew BUCHANAN	Yamaha	R1	C	10	58.643	10	7.166	71.463
26	26	Steven McINTYRE	Suzuki	GSXR1000	C	8	59.887	7	8.410	56.084
27	19	Nic BOYES	Ducati	848	SB	10	1:01.850	7	10.373	70.586
28	14	James CRAWFORD	Kawaskai	ZX10R	C	10	1:02.244	9	10.767	69.631
29	67	James MacAULAY	Kawasaki	ZX10	C	7	1:06.528	5	15.051	63.005
30	51	Calum JACKSON	Suzuki	GSXR1000	C	9	1:06.619	5	15.142	65.053

Clerk of the Course.

Orbits

Sig : Time :
 Chief Timekeeper : Ian Sharp (SMART Timing)
 Results available at www.speedhive.com and www.smart-timing.co.uk





KMSC National Motorcycle Racing

Scottish Championship Superbikes & KMSC Clubman

Knockhill 1.267 miles

Qualifying

14/04/2018 12:15

Qualifying (10:00 Time) started at 12:02:19

Lap	Time of Day	Lap Tm	S1	S2	S3	S3Spd	SFSpd	Lap	Time of Day	Lap Tm	S1	S2	S3	S3Spd	SFSpd
4	12:09:06.301	1:02.670	20.950	23.949	17.771	115.504	120.480								
5	12:10:08.002	1:01.701	20.600	23.696	17.405	117.116	121.133								
6	12:11:09.439	1:01.437	20.266	23.398	17.773	114.323	120.480								
7	12:12:09.326	59.887	19.764	23.066	17.057	118.985	120.480								
8	12:13:09.951	1:00.625	20.882	22.668	17.075	123.360	122.459								

(19) Nic BOYES

1	12:03:36.770			25.979	18.515	106.015	111.660								
2	12:04:42.118	1:05.348	21.722	25.074	18.552	109.474	109.653								
3	12:05:46.233	1:04.115	21.474	24.574	18.067	109.118	112.220								
4	12:06:50.311	1:04.078	21.640	24.050	18.388	110.193	110.922								
5	12:07:52.979	1:02.668	21.061	23.773	17.834	112.786	113.357								
6	12:08:55.913	1:02.934	21.020	23.951	17.963	112.597	112.408								
7	12:09:57.763	1:01.850	20.716	23.562	17.572	112.976	112.220								
8	12:11:00.597	1:02.834	20.532	24.166	18.136	112.597	112.786								
9	12:12:03.159	1:02.562	20.890	23.744	17.928	108.238	112.597								
10	12:13:05.513	1:02.354	20.578	23.670	18.106	113.166	111.290								

(14) James CRAWFORD

1	12:03:43.160			27.200	17.997	108.764	117.940								
2	12:04:48.380	1:05.220	21.799	25.229	18.192	107.890	114.910								
3	12:05:53.829	1:05.449	21.756	25.479	18.214	106.015	118.356								
4	12:06:57.603	1:03.774	21.583	24.389	17.802	115.703	116.304								
5	12:08:00.751	1:03.148	21.056	24.448	17.644	115.107	117.526								
6	12:09:03.743	1:02.992	21.280	24.230	17.482	117.526	117.940								
7	12:10:06.328	1:02.585	21.236	23.868	17.481	116.709	120.915								
8	12:11:09.484	1:03.156	20.769	23.968	18.419	114.323	110.922								
9	12:12:11.728	1:02.244	21.160	23.776	17.308	114.323	120.049								
10	12:13:14.378	1:02.650	20.616	24.263	17.771	108.413	116.506								

(67) James MacAULAY

1	12:03:47.424			27.124	20.416	105.020	110.739								
2	12:04:57.483	1:10.059	23.759	26.229	20.071	90.686	116.103								
3	12:06:05.809	1:08.326	23.257	25.934	19.135	98.688	115.903								
4	12:07:14.704	1:08.895	23.717	26.026	19.152	100.914	115.903								
5	12:08:21.232	1:06.528	22.660	25.093	18.775	102.142	112.220								
6	12:09:28.304	1:07.072	22.919	25.152	19.001	110.374	114.910								
7	12:10:46.090	1:17.786	22.762	27.035	27.989	79.606	36.294								

(51) Calum JACKSON

1	12:03:45.865			27.525	21.458	93.465	105.515								
2	12:04:56.945	1:11.080	24.901	26.233	19.946	97.117	118.565								
3	12:06:05.349	1:08.404	23.628	25.960	18.816	102.926	119.835								
4	12:07:13.668	1:08.319	23.628	26.145	18.546	108.064	119.835								
5	12:08:20.287	1:06.619	22.939	25.359	18.321	110.374	118.775								
6	12:09:27.681	1:07.394	23.190	25.692	18.512	106.351	118.775								
7	12:10:35.429	1:07.748	22.542	25.619	19.587	103.561	112.976								
8	12:11:42.792	1:07.363	23.047	25.742	18.574	109.653	121.133								
9	12:12:50.366	1:07.574	22.799	26.321	18.454	114.518	116.103								

Clerk of the Course.

Sig : Time :
 Chief Timekeeper : Ian Sharp (SMART Timing)
 Results available at www.speedhive.com and www.smart-timing.co.uk

Printed: 14/04/2018 12:18:14

Orbits



KMSC National Motorcycle Racing

Scottish Championship Superbikes & KMSC Clubman

Knockhill 1.267 miles

Race 6 - 1st Race

14/04/2018 14:30

Race (10 Laps)

POLE POSITION

1	1 99 Callum GRIGOR 51.477	2 34 John DEAN 51.814	3 61 Max ALEXANDER 52.168
2	4 119 Kristopher DUNCAN 52.296	5 55 Donald MacFADYEN 52.305	6 1 Bruce BIRNIE 52.414
3	7 72 Sean GILFILLAN 52.685	8 22 Steven WATSON 52.867	9 56 Andy GROVES 53.431
4	10 32 John MacDONALD 53.580	11 45 Ewan GRAY 53.775	12 18 Clint WALKER 54.000
5	13 57 Stewart ROBB 54.261	14 71 Gavin JONES 54.447	15 75 Charlie BUNYAN 54.613
6	16 94 Greg GILFILLAN 54.754	17 122 David SUDDER 55.485	18 47 Alan BRYCE 55.717
7	19 511 Marc IRONSIDE 56.117	20 218 Paul BOWERBANK 56.312	21 52 Paul McLEAN 56.860
8	22 38 Craig MARTIN 57.342	23 37 Steven PATTERSON 57.551	24 30 Alan RENNIE 57.731
9	25 28 Andrew BUCHANAN 58.643	26 26 Steven McINTYRE 59.887	27 19 Nic BOYES 1:01.850
10	28 14 James CRAWFORD 1:02.244	29 67 James MacAULAY 1:06.528	30 51 Calum JACKSON 1:06.619

Clerk of the Course.

Orbits

Sig : Time :
Chief Timekeeper : Ian Sharp (SMART Timing)
Results available at www.speedhive.com and www.smart-timing.co.uk



KMSC National Motorcycle Racing

Scottish Championship Superbikes & KMSC Clubman

Knockhill 1.267 miles

Race 28 - 2nd Race

15/04/2018 13:45

Race (10 Laps)

POLE POSITION

1	1 99 Callum GRIGOR 51.477	2 34 John DEAN 51.814	3 61 Max ALEXANDER 52.168
2	4 119 Kristopher DUNCAN 52.296	5 55 Donald MacFADYEN 52.305	6 1 Bruce BIRNIE 52.414
3	7 72 Sean GILFILLAN 52.685	8 22 Steven WATSON 52.867	9 56 Andy GROVES 53.431
4	10 32 John MacDONALD 53.580	11 45 Ewan GRAY 53.775	12 18 Clint WALKER 54.000
5	13 57 Stewart ROBB 54.261	14 71 Gavin JONES 54.447	15 75 Charlie BUNYAN 54.613
6	16 94 Greg GILFILLAN 54.754	17 122 David SUDDER 55.485	18 47 Alan BRYCE 55.717
7	19 511 Marc IRONSIDE 56.117	20 218 Paul BOWERBANK 56.312	21 52 Paul McLEAN 56.860
8	22 38 Craig MARTIN 57.342	23 37 Steven PATTERSON 57.551	24 30 Alan RENNIE 57.731
9	25 28 Andrew BUCHANAN 58.643	26 26 Steven McINTYRE 59.887	27 19 Nic BOYES 1:01.850
10	28 14 James CRAWFORD 1:02.244	29 67 James MacAULAY 1:06.528	30 51 Calum JACKSON 1:06.619

Clerk of the Course.

Orbits

Sig : Time :

Chief Timekeeper : Ian Sharp (SMART Timing)

 Results available at www.speedhive.com and www.smart-timing.co.uk


Qualifying Results

KMSC National Motorcycle Racing
Sorted on best lap time

Scottish Sidecars

Knockhill 1.267 miles

Qualifying

14/04/2018 12:30

Qualifying (10:00 Time) started at 12:15:03

Pos	No.	Name	Make/Model	CC	Class	Laps	Best Tm	In Lap	Diff	Avg. Speed
1	3	LAWRIE / FAIRHURST	LCR Suzuki	600	SC	9	53.504	8		80.769
2	5	SHAND / BEISEY	Shand	F2 600	SC	10	57.914	5	4.410	75.285
3	18	LILLIE / CHANDLER		LCR 600	SC	10	58.094	8	4.590	75.488
4	19	ROBINSON / GRAVEL		LCR F2 600	SC	10	58.237	10	4.733	74.919
5	964	ANDERSON / HUGHES	Baker	R1	SC	10	59.207	8	5.703	71.409
6	93	KIRKUP / HERBERTSON			SC	10	1:00.699	8	7.195	71.226
7	9	MACKAY / MAYHEW	Founds Suzuki		SC	4	1:02.432	3	8.928	63.775
8	114	AMOS / PRING	Suzuki Windle	GSXR1000	SC	9	1:03.355	8	9.851	65.745
9	87	SHAND / YUILL	BMW Bellas	1040 Classic	SC	9	1:03.608	8	10.104	63.193
10	22	LITHGOW / BRUNTON	Shelbourne RR	600	SC	9	1:04.799	7	11.295	66.453
11	50	BROWNE / McKAY	Ireson Suzuki	750	SC	9	1:05.724	4	12.220	66.464
12	111	STROUD / SCHOFIELD	Baker Suzuki	750	SC	9	1:06.693	8	13.189	63.703
13	36	EDDISON / SOUTER	Ireson Honda	600RR	SC	9	1:07.135	6	13.631	63.603
14	61	FORREST / SZANEL		F1 R1	SC	7	1:07.477	3	13.973	63.326
15	11	MAYHEW / TAYLOR	Ireson Honda	600	SC	1		0		56.753

Clerk of the Course.

Orbits

Sig : Time :

Chief Timekeeper : Ian Sharp (SMART Timing)

 Results available at www.speedhive.com and www.smart-timing.co.uk

Printed: 14/04/2018 12:29:58



KMSC National Motorcycle Racing

Scottish Sidecars

Knockhill 1.267 miles

Qualifying

14/04/2018 12:30

Qualifying (10:00 Time) started at 12:15:03

Lap	Time of Day	Lap Tm	S1	S2	S3	S3Spd	SFSpd	Lap	Time of Day	Lap Tm	S1	S2	S3	S3Spd	SFSpd
4	12:19:57.716	1:07.754	22.475	25.642	19.637	99.714	85.925								
5	12:21:05.414	1:07.698	22.621	25.775	19.302	91.552	93.988								
6	12:22:14.979	1:09.565	23.259	26.466	19.840	97.399	92.690								
7	12:23:27.849	1:12.870	22.978	24.989	24.903	99.863	28.185								

(11) MAYHEW / TAYLOR

1	12:16:24.038			26.245	19.656	93.205	90.686								
---	--------------	--	--	--------	--------	--------	--------	--	--	--	--	--	--	--	--

Clerk of the Course.

Orbits

Sig : Time :

Chief Timekeeper : Ian Sharp (SMART Timing)

 Results available at www.speedhive.com and www.smart-timing.co.uk

Printed: 14/04/2018 12:30:15



KMSC National Motorcycle Racing

Scottish Sidecars

Knockhill 1.267 miles

Race 7 - 1st Race

14/04/2018 14:45

Race (10 Laps)

POLE POSITION

1	1 3 LAWRIE / FAIRHURST 53.504
2	3 18 LILLIE / CHANDLER 58.094
3	5 964 ANDERSON / HUGHES 59.207
4	7 9 MACKAY / MAYHEW 1:02.432
5	9 87 SHAND / YUILL 1:03.608
6	11 50 BROWNE / McKAY 1:05.724
7	13 36 EDDISON / SOUTER 1:07.135
8	15 11 MAYHEW / TAYLOR

2 5 SHAND / BEISEY 57.914
4 19 ROBINSON / GRAVEL 58.237
6 93 KIRKUP / HERBERTSON 1:00.699
8 114 AMOS / PRING 1:03.355
10 22 LITHGOW / BRUNTON 1:04.799
12 111 STROUD / SCHOFIELD 1:06.693
14 61 FORREST / SZANEL 1:07.477

Clerk of the Course.

Sig : Time :

Chief Timekeeper : Ian Sharp (SMART Timing)

Results available at www.speedhive.com and www.smart-timing.co.uk

Printed: 14/04/2018 12:29:33

Orbits



KMSC National Motorcycle Racing

Scottish Sidecars

Knockhill 1.267 miles

Race 29 - 4th Race

15/04/2018 14:00

Race (10 Laps)

POLE POSITION

1	1 3 LAWRIE / FAIRHURST 53.504	2 5 SHAND / BEISEY 57.914
2	3 18 LILLIE / CHANDLER 58.094	4 19 ROBINSON / GRAVEL 58.237
3	5 964 ANDERSON / HUGHES 59.207	6 93 KIRKUP / HERBERTSON 1:00.699
4	7 9 MACKAY / MAYHEW 1:02.432	8 114 AMOS / PRING 1:03.355
5	9 87 SHAND / YUILL 1:03.608	10 22 LITHGOW / BRUNTON 1:04.799
6	11 50 BROWNE / McKAY 1:05.724	12 111 STROUD / SCHOFIELD 1:06.693
7	13 36 EDDISON / SOUTER 1:07.135	14 61 FORREST / SZANEL 1:07.477
8	15 11 MAYHEW / TAYLOR	

Clerk of the Course.

Orbits

Sig : Time :
 Chief Timekeeper : Ian Sharp (SMART Timing)
 Results available at www.speedhive.com and www.smart-timing.co.uk



Race Results

KMSC National Motorcycle Racing

Sorted on Laps

National CB500's

Knockhill 1.267 miles

Race 1 - 1st Race

14/04/2018 13:15

Race (10 Laps) started at 13:13:33

Pos	No.	Name	Make/Model	CC	Class	Laps	Total Tm	Diff	Best Tm	In Lap	Avg. Speed
1	12	William MONIE	Honda	CB500	CB	10	10:06.732		59.810	6	75.175
2	87	Jodie CHALK	Honda	CB500	CB	10	10:11.221	4.489	1:00.213	8	74.623
3	111	Jimmy SHANKS	Honda	CB500	CB	10	10:13.083	6.351	1:00.530	8	74.396
4	144	Keith SHEPHERD	Honda	CB500	CB	10	10:16.527	9.795	1:00.525	5	73.980
5	48	Allan BROOKBANKS	Honda	CB500	CB	10	10:22.589	15.857	1:01.248	6	73.260
6	13	Andrew BARTON	Honda	CB500	CB	10	10:24.145	17.413	1:01.611	2	73.077
7	23	Ross McCLEARY	Honda	CB500	CB	10	10:42.900	36.168	1:03.471	10	70.946
8	47	Steve KAIN	Honda	CB500	CB	10	10:42.979	36.247	1:03.643	4	70.937
9	14	Martin CURRAH	Honda	CB500	CB	10	10:45.048	38.316	1:03.675	4	70.709
10	26	Raymond REID	Honda	CB500	CB	10	10:54.367	47.635	1:04.312	10	69.702
11	15	Peter ROBERTSON	Honda	CB500	CB	10	10:54.782	48.050	1:04.578	7	69.658
12	7	Colvin DENHOLM	Honda	CB500	CB	10	10:55.021	48.289	1:04.359	9	69.633
13	53	Barry GOW	Honda	CB500	CB	10	11:04.451	57.719	1:05.403	3	68.645
14	113	Calum PERT	Honda	CB500	CB	9	10:13.775	1 Lap	1:05.815	9	66.881
15	25	Chris RICHAL	Honda	CB500	CB	9	10:17.143	1 Lap	1:06.970	8	66.516
16	55	Allan McCLEARY	Honda	CB500	CB	9	10:28.346	1 Lap	1:08.347	4	65.330
Not classified											
DNF	34	Adrian TEASDALE	Honda	CB500	CB	5	5:05.029	DNF	1:00.023	4	74.765
DNS	126	Martin BULMAN	Honda	CB500	CB			DNS		0	-

Margin of Victory	Avg. Speed	Best Lap Tm	Best Speed	Best Lap by
4.489	75.175	59.810	76.260	12 - William MONIE

Clerk of the Course.

Orbits

Sig : Time :

Chief Timekeeper : Ian Sharp (SMART Timing)

 Results available at www.speedhive.com and www.smart-timing.co.uk

Printed: 14/04/2018 13:29:43



KMSC National Motorcycle Racing

National CB500's

Knockhill 1.267 miles

Race 1 - 1st Race

14/04/2018 13:15

Race (10 Laps) started at 13:13:33

Lap	Time of Day	Lap Tm	S1	S2	S3	S3Spd	SFSpd	Lap	Time of Day	Lap Tm	S1	S2	S3	S3Spd	SFSpd
3	13:16:57.011	1:05.403	21.709	24.561	19.133	91.179	86.927								
4	13:18:02.972	1:05.961	21.936	25.073	18.952	90.564	86.590								
5	13:19:08.811	1:05.839	22.033	24.697	19.109	91.179	86.035								
6	13:20:14.809	1:05.998	21.766	25.052	19.180	89.477	86.479								
7	13:21:20.651	1:05.842	21.911	24.995	18.936	91.179	85.487								
8	13:22:26.198	1:05.547	21.769	24.710	19.068	91.427	85.487								
9	13:23:32.372	1:06.174	21.858	25.302	19.014	90.932	85.379								
10	13:24:38.227	1:05.855	21.779	24.952	19.124	90.564	85.925								

(113) Calum PERT

1	13:14:45.950			25.665	19.940	93.205	88.649								
2	13:15:55.041	1:09.091	23.382	26.039	19.670	92.818	88.068								
3	13:17:03.408	1:08.367	23.106	25.767	19.494	92.690	88.183								
4	13:18:11.764	1:08.356	22.895	25.673	19.788	92.818	88.183								
5	13:19:19.618	1:07.854	22.843	25.490	19.521	91.802	88.183								
6	13:20:27.462	1:07.844	22.549	25.989	19.306	92.181	88.884								
7	13:21:35.008	1:07.546	22.769	25.380	19.397	92.947	88.183								
8	13:22:41.736	1:06.728	22.460	25.212	19.056	93.595	88.299								
9	13:23:47.551	1:05.815	21.924	24.691	19.200	93.465	89.120								

(25) Chris RICHAL

1	13:14:47.627			26.177	20.331	91.303	85.379								
2	13:15:55.928	1:08.301	23.034	25.624	19.643	91.303	86.146								
3	13:17:03.908	1:07.980	23.110	25.407	19.463	91.552	86.927								
4	13:18:12.173	1:08.265	22.830	25.535	19.900	92.054	86.146								
5	13:19:19.781	1:07.608	22.855	25.398	19.355	89.957	86.479								
6	13:20:28.003	1:08.222	23.130	25.805	19.287	90.442	87.494								
7	13:21:35.479	1:07.476	22.625	25.226	19.625	92.181	86.146								
8	13:22:42.449	1:06.970	22.641	25.139	19.190	91.928	86.146								
9	13:23:50.919	1:08.470	23.160	25.731	19.579	90.809	85.379								

(55) Allan McCLEARY

1	13:14:48.310			26.400	20.478	91.928	85.270								
2	13:15:56.881	1:08.571	23.061	25.857	19.653	91.677	86.146								
3	13:17:05.679	1:08.798	22.796	26.066	19.936	90.809	85.487								
4	13:18:14.026	1:08.347	22.805	25.842	19.700	90.442	85.925								
5	13:19:22.972	1:08.946	23.085	26.013	19.848	89.477	84.625								
6	13:20:32.550	1:09.578	23.074	26.560	19.944	89.477	85.270								
7	13:21:42.290	1:09.740	23.081	26.636	20.023	90.198	85.054								
8	13:22:52.074	1:09.784	23.307	26.356	20.121	87.608	84.095								
9	13:24:02.122	1:10.048	23.427	26.510	20.111	89.358	83.675								

(34) Adrian TEASDALE

1	13:14:37.558			23.634	17.961	98.398	91.179								
2	13:15:37.962	1:00.404	20.058	22.960	17.386	97.540	92.181								
3	13:16:38.168	1:00.206	19.851	22.812	17.543	98.543	92.308								
4	13:17:38.191	1:00.023	19.726	22.665	17.632	96.976	92.054								
5	13:18:38.805	1:00.614	19.912	23.088	17.614	95.868	90.564								

Clerk of the Course.

Sig : Time :

Chief Timekeeper : Ian Sharp (SMART Timing)

 Results available at www.speedhive.com and www.smart-timing.co.uk

Printed: 14/04/2018 13:29:59

Orbits



KMSC National Motorcycle Racing

Lapchart

National CB500's

Knockhill 1.267 miles

Race 1 - 1st Race

14/04/2018 13:15

Race (10 Laps) started at 13:13:33

Competitors	Laps									
	1	2	3	4	5	6	7	8	9	10
William MONIE (12)	12	12	12	12	12	12	12	12	12	12
Adrian TEASDALE (34)	34	34	34	34	34	87	87	87	87	87
Jodie CHALK (87)	87	87	87	87	87	111	111	111	111	111
Jimmy SHANKS (111)	111	111	111	111	111	144	144	144	144	144
Keith SHEPHERD (144)	144	144	144	144	144	48	48	48	48	48
Allan BROOKBANKS (48)	48	48	48	48	48	13	13	13	13	13
Andrew BARTON (13)	13	13	13	13	13	47	47	47	47	23
Steve KAIN (47)	47	47	47	47	47	14	14	14	23	47
Martin CURRAH (14)	14	14	14	14	14	23	23	23	14	14
Ross McCLEARY (23)	23	23	23	23	23	15	15	26	15	26
Peter ROBERTSON (15)	15	15	15	15	15	26	26	15	26	15
Raymond REID (26)	26	26	26	26	26	7	7	7	7	7
Colvin DENHOLM (7)	7	7	7	7	7	53	53	53	53	53
Barry GOW (53)	53	53	53	53	53	113	113	113	113	
Calum PERT (113)	113	113	113	113	113	25	25	25	25	
Chris RICHAL (25)	25	25	25	25	25	55	55	55	55	
Allan McCLEARY (55)	55	55	55	55	55					
-	18									

Clerk of the Course.

Orbits

Sig : Time :
 Chief Timekeeper : Ian Sharp (SMART Timing)
 Results available at www.speedhive.com and www.smart-timing.co.uk



KMSC National Motorcycle Racing

KMSC Championship CB500's

Knockhill 1.267 miles

Race 8 - 1st Race

14/04/2018 15:00

Race (10 Laps)

POLE POSITION

1	1 12 William MONIE	2 87 Jodie CHALK	3 111 Jimmy SHANKS
2	4 144 Keith SHEPHERD	5 48 Allan BROOKBANKS	6 13 Andrew BARTON
3	7 23 Ross McCLEARY	8 47 Steve KAIN	9 14 Martin CURRAH
4	10 26 Raymond REID	11 15 Peter ROBERTSON	12 7 Colvin DENHOLM
5	13 53 Barry GOW	14 113 Calum PERT	15 25 Chris RICHAL
6	16 55 Allan McCLEARY	17 34 Adrian TEASDALE	18 126 Martin BULMAN

Clerk of the Course.

Sig : Time :

Chief Timekeeper : Ian Sharp (SMART Timing)

Results available at www.speedhive.com and www.smart-timing.co.uk

Printed: 14/04/2018 13:28:52

Orbits



Race Results

KMSC National Motorcycle Racing

Sorted on Laps

KMSC Championship 125's

Knockhill 1.267 miles

Race 2 - 1st Race

14/04/2018 13:30

Race (10 Laps) started at 13:30:28

Pos	No.	Name	Make/Model	CC	Class	Laps	Total Tm	Diff	Best Tm	In Lap	Avg. Speed
1	58	James McLAREN	Kawasaki	ZX400	F400	10	10:19.998		1:00.834	8	73.566
2	69	Mark BOWRAN	Kawasaki	ZXR400	F400	10	10:20.984	0.986	59.034	10	73.449
3	22	Ross MAGUIRE	Aprilia	RS125	F125	10	11:18.875	58.877	1:06.792	5	67.186
4	33	Declan CONNELL	Aprilia	RS125	F125	9	10:32.913	1 Lap	1:07.764	8	64.859
5	99	Marc GIBSON	Kawasaki	ZXR400	F400	9	10:33.116	1 Lap	1:08.381	8	64.838
6	122	Logan TURNER	Aprilia	RS125	F125	9	10:35.938	1 Lap	1:08.703	6	64.550
7	55	Owen PATERSON	Aprilia	RS125	F125	9	10:40.346	1 Lap	1:10.019	4	64.106
8	12	Jimmy MUIR	Aprilia	RS125	F125	9	11:05.608	1 Lap	1:12.572	5	61.673
9	27	Jordan HAY	Aprilia	RS125	F125	9	11:17.312	1 Lap	1:13.433	9	60.607
Not classified											
DNF	118	Rod WALKER	Kawasaki	ZXR400	F400	2	2:44.505	DNF	1:25.704	2	55.452
DNF	16	Mia KELLAS	Aprilia	RS125	F125	2	2:46.368	DNF	1:23.620	2	54.831

Announcements

New Track Record (59.034) for KMSC Scottish Lightweights by Mark BOWRAN.
 New Track Record (1:06.792) for KMSC Formula 125 by Ross MAGUIRE.

Margin of Victory	Avg. Speed	Best Lap Tm	Best Speed	Best Lap by
0.986	73.566	59.034	77.262	69 - Mark BOWRAN

Clerk of the Course.

Orbits

Sig : Time :
 Chief Timekeeper : Ian Sharp (SMART Timing)

 Results available at www.speedhive.com and www.smart-timing.co.uk

Printed: 14/04/2018 13:45:14



KMSC National Motorcycle Racing

Lapchart

KMSC Championship 125's

Knockhill 1.267 miles

Race 2 - 1st Race

14/04/2018 13:30

Race (10 Laps) started at 13:30:28

Competitors	Laps										
	1	2	3	4	5	6	7	8	9	10	
James McLAREN (58)	1	58	58	58	58	58	58	58	58	58	58
Mark BOWRAN (69)	2	69	69	69	69	69	69	69	69	69	69
Ross MAGUIRE (22)	3	22	22	22	22	22	22	22	22	22	22
Marc GIBSON (99)	4	99	99	99	99	99	99	99	99	33	
Logan TURNER (122)	5	122	122	122	122	122	122	33	99		
Declan CONNELL (33)	6	33	33	33	33	33	33	122	122		
Owen PATERSON (55)	7	55	55	55	55	55	55	55	55		
Jimmy MUIR (12)	8	12	12	12	12	12	12	12	12		
Rod WALKER (118)	9	118	27	27	27	27	27	27	27		
Jordan HAY (27)	10	27	118								
Mia KELLAS (16)	11	16	16								

Clerk of the Course.

Sig : Time :
 Chief Timekeeper : Ian Sharp (SMART Timing)
 Results available at www.speedhive.com and www.smart-timing.co.uk

Printed: 14/04/2018 13:46:32

Orbits



KMSC National Motorcycle Racing

KMSC Championship 125's

Knockhill 1.267 miles

Race 9 - 2nd Race

14/04/2018 15:15

Race (10 Laps)

POLE POSITION

1	1 58 James McLAREN	2 69 Mark BOWRAN	3 22 Ross MAGUIRE
2	4 33 Declan CONNELL	5 99 Marc GIBSON	6 122 Logan TURNER
3	7 55 Owen PATERSON	8 12 Jimmy MUIR	9 27 Jordan HAY
4	10 118 Rod WALKER	11 16 Mia KELLAS	

Clerk of the Course.

Sig : Time :

Chief Timekeeper : Ian Sharp (SMART Timing)

 Results available at www.speedhive.com and www.smart-timing.co.uk

Printed: 14/04/2018 13:47:06

Orbits



Race Results

KMSC National Motorcycle Racing

Sorted on Laps

Scottish Championship Formula 600's

Knockhill 1.267 miles

Race 3 - 1st Race

14/04/2018 13:45

Race (10 Laps) started at 13:46:56

Pos	No.	Name	Make/Model	CC	Class	Laps	Total Tm	Diff	Best Tm	In Lap	Avg. Speed
1	69	Rory SKINNER	Kawasaki	ZX6R	S6	10	8:49.484		52.274	10	86.142
2	12	William MONIE	Suzuki	GSXR600	S6	10	8:50.054	0.570	52.223	5	86.050
3	119	Kristopher DUNCAN	Kawasaki	ZX6R 600	S6	10	8:54.928	5.444	52.266	9	85.266
4	1	Bruce BIRNIE	Kawasaki	ZX6	S6	10	8:58.670	9.186	52.322	9	84.673
5	64	Sam MUNRO	Kawasaki	ZX6R 600	S6	10	8:58.699	9.215	52.790	2	84.669
6	38	William BERGIN	Kawasaki	ZX6R 600	S6	10	9:10.389	20.905	53.685	9	82.870
7	87	Steven ALLISON	Kawasaki	ZX6R 600	S6	10	9:10.649	21.165	53.592	3	82.831
8	8	Jon DICKIE	Yamaha	R6 600	S6	10	9:14.529	25.045	54.362	8	82.252
9	21	Mike SWANSON	Yamaha	R6 600	S6	10	9:14.899	25.415	53.937	9	82.197
10	47	Steven HADDOW	Kawasaki	ZX6R 600	S6	10	9:15.456	25.972	54.263	2	82.114
11	5	Simon SMAIL	Triumph	Daytona 675R	S6	10	9:15.611	26.127	54.414	9	82.091
12	11	Patrick FORMAN	Kawasaki	ZX6R 600	S6	10	9:15.869	26.385	54.480	9	82.053
13	26	Alan MacGREGOR	Kawasaki		S6	10	9:25.931	36.447	55.024	10	80.594
14	28	Paul BOWERBANK	Yamaha	R6 600	S6	10	9:29.258	39.774	55.618	10	80.123
15	27	Andrew DONALD	Kawasaki	ZX6R 600	S6	10	9:31.831	42.347	55.783	10	79.763
16	61	Siobhan FLYNN	Yamaha	R6 600	S6	10	9:32.101	42.617	55.412	4	79.725
17	7	Peter DUNCAN	Triumph	Daytona 675R	S6	10	9:41.290	51.806	56.732	4	78.465
18	25	Jim PURVIS	Yamaha	R6 600	S6	9	8:50.421	1 Lap	57.790	3	77.391
19	48	Mark FARRELL	Yamaha	R6 600	S6	9	9:01.514	1 Lap	58.749	4	75.806
20	58	Barry STEWART	Kawasaki	ZX6R 600	S6	9	9:13.709	1 Lap	59.649	8	74.136
21	10	Alex PEACOCK	Triumph	Daytona 675R	S6	9	9:13.957	1 Lap	59.494	4	74.103
22	92	Christopher SCOTT	Yamaha	R6 600	S6	9	9:40.800	1 Lap	1:02.073	9	70.678
23	50	Calum JACKSON	Triumph	Daytona 675	S6	9	9:41.167	1 Lap	1:02.108	9	70.633
24	37	Kevin MONAGHAN			S6	9	9:42.807	1 Lap	1:01.926	9	70.435
25	22	Chris SPELLMAN	Yamaha	R6 600	S6	8	8:56.224	2 Laps	1:03.467	7	68.048
Not classified											
DNF	77	Angus MEARNES	Yamaha	R6 600	S6	6	5:40.378	DNF	52.884	4	80.400
DNF	6	James WILKEN	Yamaha	R6 600	S6	4	4:02.034	DNF	58.668	2	75.379
DNF	33	Tommy MacGOWAN	Yamaha	R6 600	S6	3	3:36.292	DNF	1:07.866	3	63.263
DNS	2	Lewis PATERSON	Yamaha	R6 600	S6			DNS		0	-

Announcements

New Track Record (52.223) for KMSC Superstock 600 by William MONIE.

Margin of Victory	Avg. Speed	Best Lap Tm	Best Speed	Best Lap by
0.570	86.142	52.223	87.339	12 - William MONIE

Clerk of the Course.

Orbits

Sig : Time :

Chief Timekeeper : Ian Sharp (SMART Timing)

 Results available at www.speedhive.com and www.smart-timing.co.uk

Printed: 14/04/2018 14:03:42



KMSC National Motorcycle Racing

Scottish Championship Formula 600's

Knockhill 1.267 miles

Race 3 - 1st Race

14/04/2018 13:45

Race (10 Laps) started at 13:46:56

Lap	Time of Day	Lap Tm	S1	S2	S3	S3Spd	SFSpd
(69) Rory SKINNER							
1	13:47:51.621			20.485	15.106	124.735	122.236
2	13:48:44.084	52.463	17.366	20.117	14.980	126.380	122.683
3	13:49:36.382	52.298	17.202	20.046	15.050	126.857	122.908
4	13:50:29.272	52.890	17.527	20.086	15.277	127.581	121.792
5	13:51:21.755	52.483	17.372	19.941	15.170	127.098	123.360
6	13:52:14.582	52.827	17.688	20.187	14.952	127.581	122.459
7	13:53:07.741	53.159	17.452	20.040	15.667	127.824	121.792
8	13:54:00.502	52.761	17.609	20.152	15.000	128.559	123.587
9	13:54:53.311	52.809	17.550	20.294	14.965	126.857	122.908
10	13:55:45.585	52.274	17.121	20.189	14.964	127.098	122.908

Lap	Time of Day	Lap Tm	S1	S2	S3	S3Spd	SFSpd
(12) William MONIE							
1	13:47:51.749			20.350	15.227	127.098	125.670
2	13:48:44.237	52.488	17.557	19.866	15.065	129.551	125.905
3	13:49:36.633	52.396	17.294	19.968	15.134	129.053	125.201
4	13:50:29.633	53.000	17.433	19.993	15.574	126.618	124.504
5	13:51:21.856	52.223	17.241	19.826	15.156	131.070	125.435
6	13:52:14.672	52.816	17.793	20.024	14.999	128.313	126.857
7	13:53:07.653	52.981	17.560	19.887	15.534	129.302	123.360
8	13:54:00.280	52.627	17.440	20.062	15.125	128.805	124.968
9	13:54:53.743	53.463	18.208	20.358	14.897	130.560	125.670
10	13:55:46.155	52.412	17.170	20.000	15.242	130.814	125.201

Lap	Time of Day	Lap Tm	S1	S2	S3	S3Spd	SFSpd
(119) Kristopher DUNCAN							
1	13:47:52.753			20.518	15.457	127.098	123.815
2	13:48:45.421	52.668	17.637	19.991	15.040	127.824	124.968
3	13:49:38.271	52.850	17.674	20.183	14.993	128.559	124.273
4	13:50:31.570	53.299	17.608	20.229	15.462	127.824	125.201
5	13:51:24.373	52.803	17.606	19.948	15.249	128.559	124.273
6	13:52:20.080	55.707	18.538	22.020	15.149	129.802	122.908
7	13:53:12.867	52.787	17.797	20.154	14.836	128.559	124.504
8	13:54:05.785	52.918	17.657	20.322	14.939	127.824	124.504
9	13:54:58.051	52.266	17.435	19.852	14.979	128.313	125.435
10	13:55:51.029	52.978	17.530	20.017	15.431	129.551	123.360

Lap	Time of Day	Lap Tm	S1	S2	S3	S3Spd	SFSpd
(1) Bruce BIRNIE							
1	13:47:53.626			20.694	15.526	126.380	122.236
2	13:48:46.688	53.062	17.750	20.111	15.201	126.857	122.683
3	13:49:39.883	53.195	17.618	20.100	15.477	127.098	122.236
4	13:50:33.018	53.135	17.588	20.169	15.378	127.098	122.236
5	13:51:26.947	53.929	18.377	20.054	15.498	126.618	121.572
6	13:52:23.094	56.147	17.923	22.557	15.667	125.905	121.572
7	13:53:16.291	53.197	17.773	20.212	15.212	125.435	122.014
8	13:54:09.292	53.001	17.453	20.080	15.468	127.581	121.792
9	13:55:01.614	52.322	17.335	19.896	15.091	126.857	122.459
10	13:55:54.771	53.157	17.425	20.595	15.137	127.581	122.236

Lap	Time of Day	Lap Tm	S1	S2	S3	S3Spd	SFSpd
(64) Sam MUNRO							
1	13:47:52.987			20.507	15.495	128.559	122.683
2	13:48:45.777	52.790	17.616	20.105	15.069	128.313	123.360
3	13:49:38.579	52.802	17.456	20.257	15.089	127.581	122.683
4	13:50:31.882	53.303	17.461	20.315	15.527	128.068	122.014
5	13:51:24.758	52.876	17.607	20.080	15.189	127.098	122.683
6	13:52:20.379	55.621	18.259	21.783	15.579	125.905	121.133
7	13:53:13.527	53.148	17.654	20.505	14.989	127.581	122.014
8	13:54:07.357	53.830	17.637	20.615	15.578	127.339	122.014
9	13:55:00.924	53.567	17.813	20.580	15.174	126.618	122.014
10	13:55:54.800	53.876	17.733	20.760	15.383	126.618	122.683

Lap	Time of Day	Lap Tm	S1	S2	S3	S3Spd	SFSpd
(38) William BERGIN							
1	13:47:55.092			21.245	15.671	122.014	121.133
2	13:48:49.617	54.525	17.999	21.015	15.511	122.459	120.697
3	13:49:43.367	53.750	17.586	20.702	15.462	121.572	119.835
4	13:50:37.778	54.411	17.808	20.964	15.639	124.044	120.049
5	13:51:33.519	55.741	17.831	22.297	15.613	122.908	119.621
6	13:52:27.865	54.346	17.732	20.620	15.994	123.815	120.915
7	13:53:23.844	55.979	19.218	21.323	15.438	124.044	120.049
8	13:54:17.668	53.824	17.835	20.469	15.520	123.587	120.265
9	13:55:11.353	53.685	17.689	20.499	15.497	123.133	120.697
10	13:56:06.490	55.137	18.464	21.392	15.281	125.201	119.835

(87) Steven ALLISON							
----------------------------	--	--	--	--	--	--	--

Lap	Time of Day	Lap Tm	S1	S2	S3	S3Spd	SFSpd
1	13:47:55.676			21.326	15.991		118.147
2	13:48:50.128	54.452	17.960	20.694	15.798	120.697	118.985
3	13:49:43.720	53.592	17.617	20.379	15.596		118.775
4	13:50:37.571	53.851	17.654	20.658	15.539	121.352	117.733
5	13:51:32.495	54.924	17.674	21.542	15.708	121.572	117.116
6	13:52:27.766	55.271	17.984	20.933	16.354		118.147
7	13:53:22.908	55.142	18.537	21.035	15.570		117.321
8	13:54:16.985	54.077	17.843	20.649	15.585		117.321
9	13:55:10.964	53.979	17.936	20.606	15.437		118.565
10	13:56:06.750	55.786	18.572	21.559	15.655		118.356

Lap	Time of Day	Lap Tm	S1	S2	S3	S3Spd	SFSpd
(8) Jon DICKIE							
1	13:47:56.316			21.509	15.655	125.435	122.014
2	13:48:51.501	55.185	18.485	21.080	15.620	125.435	121.792
3	13:49:46.472	54.971	18.381	21.100	15.490	125.201	120.697
4	13:50:41.040	54.568	18.191	21.030	15.347	124.273	122.014
5	13:51:35.917	54.877	18.154	21.056	15.667	123.815	119.835
6	13:52:30.653	54.736	18.376	20.948	15.412	123.587	121.133
7	13:53:26.330	55.677	18.257	21.956	15.464	125.201	120.480
8	13:54:20.692	54.362	18.075	20.770	15.517	123.815	120.915
9	13:55:15.736	55.044	18.098	21.277	15.669	122.459	121.133
10	13:56:10.630	54.894	18.226	21.053	15.615	124.273	120.265

Lap	Time of Day	Lap Tm	S1	S2	S3	S3Spd	SFSpd
(21) Mike SWANSON							
1	13:47:57.275			21.862	16.010	124.504	121.133
2	13:48:52.491	55.216	18.377	20.993	15.846	125.435	121.352
3	13:49:47.130	54.639	18.108	20.941	15.590	127.581	123.133
4	13:50:41.614	54.484	17.957	20.881	15.646	125.670	120.049
5	13:51:36.309	54.695	17.950	20.979	15.766	126.857	122.014
6	13:52:31.341	55.032	18.643	20.991	15.398	127.098	122.459
7	13:53:27.744	56.403	18.160	22.390	15.853	124.735	120.697
8	13:54:22.243	54.499	17.965	20.785	15.749	125.201	121.572
9	13:55:16.180	53.937	17.898	20.688	15.351	125.670	121.792
10	13:56:11.000	54.820	18.129	20.872	15.819	127.581	118.356

Lap	Time of Day	Lap Tm	S1	S2	S3	S3Spd	SFSpd
(47) Steven HADDOW							
1	13:47:54.865			21.415	15.876	122.236	120.480
2	13:48:49.128	54.263	17.944	20.666	15.653	124.273	119.409
3	13:49:43.961	54.833	17.840	21.117	15.876	122.908	121.133
4	13:50:38.596	54.635	17.909	20.884	15.842	122.683	119.835
5	13:51:34.379	55.783	17.945	21.840	15.998	124.273	119.196
6	13:52:29.527	55.148	18.160	21.089	15.899	123.133	119.621
7	13:53:26.299	56.772	18.538	22.323	15.911	123.360	117.733
8	13:54:21.424	55.125	18.368	21.010	15.747	124.273	119.196
9	13:55:16.637	55.213	18.277	21.047	15.889	123.133	120.049
10	13:56:11.557	54.920	18.061	21.025	15.834	124.735	117.940

Lap	Time of Day	Lap Tm	S1	S2	S3	S3Spd	SFSpd
(5) Simon SMALL							
1	13:47:56.079			21.542	15.892	124.968	122.236
2	13:48:50.974	54.895	18.557	20.986	15.352	123.133	120.915
3	13:49:45.831						

KMSC National Motorcycle Racing

Scottish Championship Formula 600's

Knockhill 1.267 miles

Race 3 - 1st Race

14/04/2018 13:45

Race (10 Laps) started at 13:46:56

Lap	Time of Day	Lap Tm	S1	S2	S3	S3Spd	SFSpd
3	13:49:49.362	55.086	18.257	21.023	15.806	123.360	119.409
4	13:50:44.699	55.337	18.486	20.964	15.887	122.908	118.356
5	13:51:40.612	55.913	18.463	21.531	15.919	122.014	119.196
6	13:52:38.774	58.162	18.504	23.611	16.047	121.792	117.526
7	13:53:34.105	55.331	18.427	21.140	15.764	121.572	118.775
8	13:54:31.917	57.812	18.847	22.169	16.796	123.815	116.912
9	13:55:27.008	55.091	18.390	20.993	15.708	121.352	118.147
10	13:56:22.032	55.024	18.225	21.065	15.734	121.792	118.565

(28) Paul BOWERBANK

1	13:47:58.072		21.905	16.490	125.435	120.049	
2	13:48:54.292	56.220	18.700	21.077	16.443	124.735	116.709
3	13:49:50.908	56.616	18.977	21.272	16.367	123.815	119.196
4	13:50:46.975	56.067	18.732	21.083	16.252	124.504	118.565
5	13:51:43.436	56.461	18.899	21.295	16.267	123.815	118.565
6	13:52:40.697	57.261	19.292	21.343	16.626	123.360	118.775
7	13:53:37.009	56.312	18.849	21.367	16.096	123.815	119.409
8	13:54:33.253	56.244	18.572	21.153	16.519	124.968	118.775
9	13:55:29.741	56.488	19.294	21.098	16.096	123.360	118.356
10	13:56:25.359	55.618	18.451	20.957	16.210	123.133	118.147

(27) Andrew DONALD

1	13:47:58.072		22.174	16.279	122.014	118.565	
2	13:48:54.659	55.995	18.692	21.305	15.998	122.014	118.775
3	13:49:51.286	56.627	18.966	21.340	16.321	119.409	118.147
4	13:50:47.620	56.334	18.812	21.293	16.229	121.133	118.985
5	13:51:43.670	56.050	18.700	21.228	16.122	121.792	117.321
6	13:52:41.126	57.456	19.464	21.676	16.316	121.352	117.940
7	13:53:37.581	56.455	18.931	21.370	16.154	120.480	118.356
8	13:54:34.214	56.633	18.431	21.552	16.650	120.480	116.506
9	13:55:32.149	57.935	19.099	22.650	16.186	118.985	118.985
10	13:56:27.932	55.783	18.510	20.997	16.276	118.775	117.116

(61) Stobhan FLYNN

1	13:48:00.283		22.597	16.041	120.697	121.792	
2	13:48:57.047	56.764	19.188	21.753	15.823	122.459	122.459
3	13:49:52.872	55.825	18.483	21.521	15.821	124.273	122.236
4	13:50:48.284	55.412	18.214	21.420	15.778	122.236	122.014
5	13:51:44.889	56.605	18.622	21.831	16.152	122.459	120.915
6	13:52:41.896	57.007	19.154	21.666	16.187	121.792	122.014
7	13:53:38.249	56.353	18.656	21.630	16.067	123.360	120.265
8	13:54:34.460	56.211	18.401	21.669	16.141	122.459	120.480
9	13:55:32.789	58.329	19.254	22.867	16.208	123.360	121.352
10	13:56:28.202	55.413	18.408	21.316	15.689	120.915	122.683

(7) Peter DUNCAN

1	13:47:59.573		22.132	16.453	123.587	120.265	
2	13:48:56.350	56.777	19.148	21.419	16.210	124.273	119.196
3	13:49:53.438	57.088	18.933	21.392	16.763	124.044	118.147
4	13:50:50.170	56.732	18.956	21.482	16.294	124.273	118.775
5	13:51:48.125	57.955	19.554	21.816	16.585	123.587	117.321
6	13:52:46.180	58.055	19.486	21.924	16.645	122.683	119.409
7	13:53:44.580	58.400	19.415	21.892	17.093	123.587	119.409
8	13:54:42.293	57.713	18.997	21.845	16.871	123.587	118.147
9	13:55:40.126	57.833	19.395	21.818	16.620	123.133	118.985
10	13:56:37.391	57.265	18.980	21.395	16.890	124.273	119.621

(25) Jim PURVIS

1	13:48:01.528		23.354	16.877	113.166	116.912	
2	13:48:59.918	58.390	19.314	22.224	16.852	115.703	114.714
3	13:49:57.708	57.790	19.251	22.197	16.342	117.733	117.940
4	13:50:55.716	58.008	19.054	22.306	16.648	118.775	115.107
5	13:51:53.917	58.201	19.420	22.447	16.334	117.526	117.321
6	13:52:51.846	57.929	19.501	22.387	16.041	118.565	118.356
7	13:53:49.846	58.000	19.341	22.133	16.526	118.147	116.103
8	13:54:48.213	58.367	19.718	22.141	16.508	114.323	114.323
9	13:55:46.522	58.309	19.768	22.081	16.460	118.565	117.321

(48) Mark FARRELL

1	13:48:02.626		23.127	17.112	120.480	119.409	
2	13:49:01.640	59.014	19.694	22.443	16.877	122.908	118.147
3	13:50:00.490	58.850	19.354	22.582	16.914	122.459	118.356
4	13:50:59.239	58.749	18.890	22.346	16.513	121.792	118.147
5	13:51:58.728	59.489	19.962	22.511	17.016	122.908	117.940

Lap	Time of Day	Lap Tm	S1	S2	S3	S3Spd	SFSpd
6	13:52:58.427	59.699	19.777	22.956	16.966	120.697	117.940
7	13:53:58.245	59.818	19.849	23.139	16.830	121.133	118.147
8	13:54:57.825	59.580	19.652	22.538	17.390	117.116	117.116
9	13:55:57.615	59.790	19.727	22.816	17.247	123.815	117.526

(58) Barry STEWART

1	13:48:04.032		23.584	17.463	119.409	116.304	
2	13:49:03.938	59.906	20.020	22.871	17.015	120.049	116.103
3	13:50:04.064	1:00.126	20.070	23.006	17.050	119.196	115.903
4	13:51:04.333	1:00.269	20.185	22.904	17.180	119.196	113.357
5	13:52:06.269	1:01.936	20.599	23.493	17.844	117.321	114.518
6	13:53:07.961	1:01.692	20.525	23.636	17.531	115.703	111.474
7	13:54:09.437	1:01.476	20.662	23.197	17.617	116.709	114.910
8	13:55:09.086	59.649	20.045	22.742	16.862	118.356	115.107
9	13:56:09.810	1:00.724	20.181	23.072	17.471	118.985	112.976

(10) Alex PEACOCK

1	13:48:04.753		23.690	17.686	117.940	114.518	
2	13:49:05.836	1:01.083	20.624	23.256	17.203	115.903	116.506
3	13:50:05.950	1:00.114	20.543	22.571	17.000	117.321	114.323
4	13:51:05.444	59.494	20.174	22.466	16.854	117.940	112.786
5	13:52:06.640	1:01.196	20.325	22.825	18.046	114.518	112.220
6	13:53:08.234	1:01.594	20.900	22.998	17.696	114.518	113.549
7	13:54:09.672	1:01.438	20.860	22.940	17.638	118.565	110.556
8	13:55:09.910	1:00.238	20.617	22.603	17.018	114.714	111.474
9	13:56:10.058	1:00.148	20.487	22.663	16.998	119.621	112.408

(92) Christopher SCOTT

1	13:48:07.533		24.783	18.281	117.321	114.714	
2	13:49:10.879	1:03.346	21.386	24.380	17.580	114.518	116.103
3	13:50:16.301	1:05.422	22.024	25.186	18.212	114.129	111.660
4	13:51:21.173	1:04.872	22.349	24.640	17.883	114.518	114.714
5	13:52:24.645	1:03.472	21.617	24.265	17.590	117.940	116.709
6	13:53:28.074	1:03.429	21.436	24.464	17.529	115.703	115.107
7	13:54:31.862	1:03.788	21.394	24.643	17.751	117.940	115.903
8	13:55:34.828	1:02.966	21.349	24.126	17.491	115.903	115.703
9	13:56:36.901	1:02.073	21.066	23.717	17.290	116.506	116.912

(50) Calum JACKSON

1	13:48:07.925		25.003	18.130	111.660	117.321	
2	13:49:11.638	1:03.713	21.750	24.224	17.739	109.118	116.709
3	13:50:16.241	1:04.603	21.692	25.043	17.868	111.290	113.549
4	13:51:20.493	1:04.252	21.738	24.566	17.948	112.033	115.703
5	13:52:25.840	1:05.347	22.842	24.523	17.982	112.220	115.305
6	13:53:29.940	1:04.100	21.766	24.690	17.644	106.520	117.733
7	13:54:32.429	1:02.489	21.185	23.847	17.457	114.518	118.147
8	13:55:35.160	1:02.731	21.765	23.471	17.495	115.107	117.733
9	13:56:37.268	1:02.108	21.211	23.433	17.464	114.714	117.116

(37) Kevin MONAGHAN

1	13:48:08.483		24.939	18.406	115.305	114.910	
2	13:49:12.308	1:03.825	21.731	24.068	18.026	111.474	114.129
3	13:50:16.378	1:04.070	21.648	24.477	17.945	101.218	114.129
4	13:51:21.616	1:05.238	22.585	24.579	18.074	113.549	114.910
5	13:52:27.358	1:05.742	22.522	24.831	18.389	113.935	113.935
6	13:53:31.499	1:04.141	21.326	24.759	18.056	115.903	115.107
7	13:54:34.244	1:02.745	21.139	23.615	17.991	117.526	115.107
8	13:55:36.982	1:02.738	20.901	23.425	18.412	115.903	113.742
9	13:56:38.908	1:01.926	21.018	23.065			

KMSC National Motorcycle Racing

Scottish Championship Formula 600's

Knockhill 1.267 miles

Race 3 - 1st Race

14/04/2018 13:45

Race (10 Laps) started at 13:46:56

Lap	Time of Day	Lap Tm	S1	S2	S3	S3Spd	SFSpd	Lap	Time of Day	Lap Tm	S1	S2	S3	S3Spd	SFSpd
4	13:50:33.986	52.884	17.619	20.082	15.183	128.068	122.908								
5	13:51:27.086	53.100	17.675	20.163	15.262	125.201	121.133								
6	13:52:36.479	1:09.393	18.583	23.381	27.429	95.053	24.270								
(6) James WILKEN															
1	13:48:01.854			23.032	16.864	118.565	120.265								
2	13:49:00.522	58.668	19.713	22.215	16.740	116.709	118.565								
3	13:49:59.317	58.795	19.990	22.115	16.690	122.459	118.147								
4	13:50:58.135	58.818	20.098	21.945	16.775	116.912	112.786								
(33) Tommy MacGOWAN															
1	13:48:15.457			26.785	19.381	111.290	113.166								
2	13:49:24.527	1:09.070	24.016	25.844	19.210	116.709	114.323								
3	13:50:32.393	1:07.866	23.516	24.825	19.525	112.786	113.166								

Clerk of the Course.

Sig : Time :

Chief Timekeeper : Ian Sharp (SMART Timing)

Results available at www.speedhive.com and www.smart-timing.co.uk

Printed: 14/04/2018 14:04:39

Orbits



KMSC National Motorcycle Racing

Lapchart

Scottish Championship Formula 600's

Knockhill 1.267 miles

Race 3 - 1st Race

14/04/2018 13:45

Race (10 Laps) started at 13:46:56

Competitors	Laps									
	1	2	3	4	5	6	7	8	9	10
Rory SKINNER (69)	1	69	69	69	69	69	12	12	69	69
William MONIE (12)	2	12	12	12	12	12	69	69	12	12
Kristopher DUNCAN (119)	3	119	119	119	119	119	119	119	119	119
Sam MUNRO (64)	4	64	64	64	64	64	64	64	64	1
Bruce BIRNIE (1)	5	1	1	1	1	1	1	1	1	64
Angus MEARNS (77)	6	77	77	77	77	87	87	87	87	38
Steven HADDOW (47)	7	47	47	38	87	87	38	38	38	87
William BERGIN (38)	8	38	38	87	38	38	47	47	8	8
Steven ALLISON (87)	9	87	87	47	47	47	8	8	47	21
Simon SMAIL (5)	10	5	5	5	5	5	21	21	21	47
Jon DICKIE (8)	11	8	8	8	8	8	5	5	5	5
Patrick FORMAN (11)	12	11	11	11	21	21	11	11	11	11
Mike SWANSON (21)	13	21	21	21	11	11	77	26	26	26
Paul BOWERBANK (28)	14	28	26	26	26	26	28	28	28	28
Alan MacGREGOR (26)	15	26	28	28	28	28	28	27	27	27
Andrew DONALD (27)	16	27	27	27	27	27	27	61	61	61
Peter DUNCAN (7)	17	7	7	61	61	61	61	7	7	7
Siobhan FLYNN (61)	18	61	61	7	7	7	7	25	25	25
Jim PURVIS (25)	19	25	25	25	25	25	25	48	48	48
James WILKEN (6)	20	6	6	6	6	48	48	58	58	58
Mark FARRELL (48)	21	48	48	48	48	58	58	10	10	10
Barry STEWART (58)	22	58	58	58	58	10	10	92	92	92
Alex PEACOCK (10)	23	10	10	10	10	92	92	50	50	50
Christopher SCOTT (92)	24	92	92	50	50	50	50	37	37	37
Calum JACKSON (50)	25	50	50	92	92	37	37	22	22	
Kevin MONAGHAN (37)	26	37	37	37	37	22	22			
Tommy MacGOWAN (33)	27	33	33	22	22					
Chris SPELLMAN (22)	28	22	22	33						
-	29									

Clerk of the Course.

Sig : Time :
Chief Timekeeper : Ian Sharp (SMART Timing)

Results available at www.speedhive.com and www.smart-timing.co.uk

Printed: 14/04/2018 14:05:00

Orbits



KMSC National Motorcycle Racing

KMSC Championship Formula 600's

Knockhill 1.267 miles

Race 10 - 1st Race

14/04/2018 15:30

Race (10 Laps)

POLE POSITION

1	1 69 Rory SKINNER	2 12 William MONIE	3 119 Kristopher DUNCAN
2	4 1 Bruce BIRNIE	5 64 Sam MUNRO	6 38 William BERGIN
3	7 87 Steven ALLISON	8 8 Jon DICKIE	9 21 Mike SWANSON
4	10 47 Steven HADDOW	11 5 Simon SMAIL	12 11 Patrick FORMAN
5	13 26 Alan MacGREGOR	14 28 Paul BOWERBANK	15 27 Andrew DONALD
6	16 61 Siobhan FLYNN	17 7 Peter DUNCAN	18 25 Jim PURVIS
7	19 48 Mark FARRELL	20 58 Barry STEWART	21 10 Alex PEACOCK
8	22 92 Christopher SCOTT	23 50 Calum JACKSON	24 37 Kevin MONAGHAN
9	25 22 Chris SPELLMAN	26 77 Angus MEARNES	27 6 James WILKEN
10	28 33 Tommy MacGOWAN	29 2 Lewis PATERSON	

Clerk of the Course.

Orbits

Sig : Time :
 Chief Timekeeper : Ian Sharp (SMART Timing)
 Results available at www.speedhive.com and www.smart-timing.co.uk



Race Results

KMSC National Motorcycle Racing

Sorted on Laps

Scottish Championship Pre-Injection 600

Knockhill 1.267 miles

Race 4 - 1st Race - AMENDED RESULT

14/04/2018 14:00

Race (10 Laps) started at 14:06:04

Pos	No.	Name	Make/Model	CC	Class	Laps	Total Tm	Diff	Best Tm	In Lap	Avg. Speed
1	15	Jon DICKIE	Yamaha	R6 600	PI6	10	9:16.272		54.409	5	81.994
2	22	William MASON	Yamaha	R6 600	PI6	10	9:23.950	7.678	55.379	8	80.878
3	35	Adrian TEASDALE	Yamaha	R6 600	PI6	10	9:31.021	14.749	56.004	2	79.876
4	54	Cameron ROBB	Yamaha	R6 600	PI6	10	9:40.717	24.445	57.091	6	78.542
5	60	Dougie BROWN	Yamaha	R6 600	PI6	10	9:41.264	24.992	57.184	10	78.469
6	70	Simon HARDY	Yamaha	R6 600	PI6	10	9:41.449	25.177	57.141	9	78.444
7	38	Mark LANGLANDS	Yamaha	R6 600	PI6	10	9:41.627	25.355	56.837	9	78.420
8	11	Ross WATTS	Yamaha	R6 600	PI6	10	9:42.476	26.204	57.070	6	78.305
9	8	Patryk MOTYKA	Yamaha	R6 600	PI6	10	9:46.821	30.549	57.464	8	77.725
10	92	Andrew CRAIGMILE	Yamaha	R6 600	PI6	10	9:54.138	37.866	58.221	7	76.768
11	51	Neil MUNRO	Yamaha	R6 600	PI6	10	10:04.314	48.042	59.373	3	75.476
12	17	Gary WHITEFORD	Kawasaki	ZX6R	PI6	10	10:08.272	52.000	59.829	2	74.984
13	34	Darren GREENE	Yamaha	R6 600	PI6	9	9:11.401	1 Lap	59.572	9	74.446
14	888	Joe CAIRNEY	Yamaha	R6 600	PI6	9	9:12.650	1 Lap	59.959	8	74.278
15	95	Michael MacKINNON	Yamaha	R6 600	PI6	9	9:20.477	1 Lap	1:00.910	2	73.241
16	73	Fraser CAMERON	Yamaha	R6 600	PI6	9	9:25.842	1 Lap	1:01.283	2	72.546
17	93	Lee SEAGER	Yamaha	ZX6R Ninja	PI6	9	9:31.301	1 Lap	1:01.415	8	71.853
18	126	Martin BULMAN	Honda	CBR600FX	PI6	9	9:49.291	1 Lap	1:02.999	8	69.660
19	66	Derek McGREGOR	Yamaha	R6 5EB	PI6	9	9:53.918	1 Lap	1:03.033	4	69.117
20	23	Paul REID	Honda	CBR600	PI6	8	9:10.451	2 Laps	1:06.362	5	66.289
Not classified											
DNF	21	Andy LOCK	Yamaha	R6 600	PI6	8	8:29.077	DNF	1:01.558	8	71.676
DNF	68	Andrew JONES-LOFTING	Honda	CBR600FX	PI6	7	7:48.304	DNF	1:03.752	5	68.177
DNF	31	Darren ANDERSON	Kawasaki	ZXR 600	PI6	5	5:34.039	DNF	1:03.796	2	68.272
DNF	168	Paul WISHART	Yamaha	R6 600	PI6	4	3:56.660	DNF	55.191	2	77.091
DQ	41	Kieran MURRAY	Yamaha	R6 600	PI6	10	9:10.325	DQ	53.705	4	82.880

Announcements

New Track Record (53.705) for KMSC Pre Injection 600 by Kieran MURRAY.
 AMENDED RESULT - Bike No.41 - Excluded - Technical infringement.

Margin of Victory	Avg. Speed	Best Lap Tm	Best Speed	Best Lap by
7.678	81.994	54.409	83.830	15 - Jon DICKIE

Clerk of the Course.

Orbits

Sig : Time :
 Chief Timekeeper : Ian Sharp (SMART Timing)

 Results available at www.speedhive.com and www.smart-timing.co.uk

Printed: 15/04/2018 10:19:52



KMSC National Motorcycle Racing

Scottish Championship Pre-Injection 600

Knockhill 1.267 miles

Race 4 - 1st Race - AMENDED RESULT

14/04/2018 14:00

Race (10 Laps) started at 14:06:04

Lap	Time of Day	Lap Tm	S1	S2	S3	S3Spd	SFSpd
(15) Jon DICKIE							
1	14:07:01.364			21.054	15.390	118.985	117.940
2	14:07:56.819	55.455	18.585	21.279	15.591	118.985	117.321
3	14:08:51.416	54.597	18.215	20.922	15.460	120.049	116.912
4	14:09:46.369	54.953	18.423	21.176	15.354	119.409	118.356
5	14:10:40.778	54.409	17.861	20.985	15.563	120.049	118.147
6	14:11:35.960	55.182	18.653	21.126	15.403	121.133	117.940
7	14:12:30.545	54.585	18.053	20.895	15.637	121.792	118.147
8	14:13:27.148	56.603	19.104	21.848	15.651	118.356	116.709
9	14:14:23.096	55.948	18.582	21.517	15.849	121.133	117.940
10	14:15:20.439	57.343	19.010	21.473	16.860	119.196	111.660

(22) William MASON							
1	14:07:04.837			21.796	16.099	118.775	116.506
2	14:08:00.543	55.706	18.438	21.258	16.010	117.733	114.129
3	14:08:56.708	56.165	18.670	21.302	16.193	117.321	113.935
4	14:09:52.239	55.531	18.615	21.079	15.837	117.733	114.129
5	14:10:47.801	55.562	18.748	21.000	15.814	117.116	113.742
6	14:11:43.825	56.024	18.848	21.039	16.137	118.356	113.357
7	14:12:40.312	56.487	18.771	21.824	15.892	117.116	114.518
8	14:13:35.691	55.379	18.378	21.056	15.945	117.526	114.129
9	14:14:31.692	56.001	18.445	21.655	15.901	116.304	114.129
10	14:15:28.117	56.425	18.996	21.413	16.016	118.147	113.357

(35) Adrian TEASDALE							
1	14:07:04.228						
2	14:08:00.232	56.004					
3	14:08:56.707	56.475					
4	14:09:53.022	56.315					
5	14:10:49.646	56.624					
6	14:11:46.587	56.941					
7	14:12:44.087	57.500					
8	14:13:40.755	56.668					
9	14:14:37.611	56.856					
10	14:15:35.188	57.577					

(54) Cameron ROBB							
1	14:07:06.710				16.619	120.049	116.912
2	14:08:04.428	57.718			16.840	120.049	113.742
3	14:09:02.311	57.883			16.742	117.526	114.518
4	14:09:59.957	57.646	19.038	21.919	16.689	122.014	114.910
5	14:10:57.219	57.262			16.720	118.356	115.305
6	14:11:54.310	57.091		21.826	16.459	120.915	115.903
7	14:12:52.281	57.971			16.765	119.196	117.321
8	14:13:49.676	57.395			16.485	118.775	113.166
9	14:14:47.291	57.615			16.330	118.565	115.107
10	14:15:44.884	57.593	18.874	21.841	16.878	118.565	114.518

(60) Dougie BROWN							
1	14:07:04.673			21.853	16.507	116.506	112.220
2	14:08:02.299	57.626	19.258	21.784	16.584	115.305	110.739
3	14:08:59.773	57.474	19.205	21.690	16.579	116.304	110.374
4	14:09:57.738	57.965	19.239	21.810	16.916	115.305	110.193
5	14:10:55.716	57.978	19.536	21.911	16.531	115.703	112.220
6	14:11:53.460	57.744	19.204	21.926	16.614	115.504	112.408
7	14:12:52.085	58.625	19.771	22.190	16.664	115.504	110.922
8	14:13:50.218	58.133	19.293	22.449	16.391	115.504	113.357
9	14:14:48.247	58.029	19.245	22.085	16.699	116.709	111.846
10	14:15:45.431	57.184	19.075	21.588	16.521	118.147	112.786

(70) Simon HARDY							
1	14:07:07.151			22.061	16.933	115.703	114.518
2	14:08:05.274	58.123	19.178	22.096	16.849	116.709	112.786
3	14:09:02.629	57.355	18.995	21.830	16.530	119.409	114.129
4	14:10:00.202	57.573	18.979	21.934	16.660	117.116	111.846
5	14:10:57.502	57.300	18.824	21.921	16.555	117.321	112.976
6	14:11:55.084	57.582	19.008	21.918	16.656	118.356	111.660
7	14:12:52.426	57.342	19.160	21.742	16.440	117.940	114.129
8	14:13:50.979	58.553	19.207	23.004	16.342	114.129	112.786
9	14:14:48.120	57.141	18.952	21.726	16.463	118.147	112.033
10	14:15:45.616	57.496	18.929	21.713	16.854	117.321	113.166

(38) Mark LANGLANDS							
1	14:07:07.151			22.061	16.933	115.703	114.518
2	14:08:05.274	58.123	19.178	22.096	16.849	116.709	112.786
3	14:09:02.629	57.355	18.995	21.830	16.530	119.409	114.129
4	14:10:00.202	57.573	18.979	21.934	16.660	117.116	111.846
5	14:10:57.502	57.300	18.824	21.921	16.555	117.321	112.976
6	14:11:55.084	57.582	19.008	21.918	16.656	118.356	111.660
7	14:12:52.426	57.342	19.160	21.742	16.440	117.940	114.129
8	14:13:50.979	58.553	19.207	23.004	16.342	114.129	112.786
9	14:14:48.120	57.141	18.952	21.726	16.463	118.147	112.033
10	14:15:45.616	57.496	18.929	21.713	16.854	117.321	113.166

1	14:07:07.556			22.292	16.750	114.714	111.105
2	14:08:04.992	57.436	19.073	21.932	16.431	116.912	111.660
3	14:09:03.493	58.501	19.458	21.871	17.172	112.786	110.739
4	14:10:00.431	56.938	19.165	21.510	16.263	115.903	111.846
5	14:10:57.408	56.977	18.814	21.793	16.370	115.903	110.922
6	14:11:55.218	57.810	18.768	22.084	16.958	115.903	109.118
7	14:12:53.922	58.704	19.291	21.775	17.638	117.733	105.184
8	14:13:51.307	57.385	18.941	21.922	16.522	114.323	112.033
9	14:14:48.144	56.837	18.821	21.684	16.332	116.912	110.374
10	14:15:45.794	57.650	19.359	21.667	16.624	115.305	111.105

(11) Ross WATTS							
1	14:07:06.293			22.078	16.793	112.408	109.296
2	14:08:04.675	58.382	19.686	21.954	16.742	112.597	110.556
3	14:09:03.066	58.391	19.022	22.233	17.136	112.033	109.653
4	14:10:01.065	57.999	19.209	21.820	16.970	113.357	108.413
5	14:10:58.459	57.394	18.846	21.727	16.821	114.129	108.588
6	14:11:55.529	57.070	18.733	21.672	16.665	115.903	109.653
7	14:12:54.396	58.867	19.313	22.992	16.562	111.105	107.890
8	14:13:51.760	57.364	18.840	21.784	16.740	114.323	109.832
9	14:14:49.227	57.467	18.869	21.846	16.752	114.129	108.064
10	14:15:46.643	57.416	18.905	21.572	16.939	114.518	108.064

(8) Patryk MOTYKA							
1	14:07:09.515				16.786	118.775	116.103
2	14:08:07.462	57.947	19.406	22.012	16.529	111.105	116.506
3	14:09:05.737	58.275	19.247	22.122	16.906	118.356	116.506
4	14:10:04.223	58.486			16.480	118.775	114.910
5	14:11:01.879	57.656			16.496	118.565	114.323
6	14:11:59.849	57.970			16.557	117.526	114.910
7	14:12:57.474	57.625	19.436	21.807	16.382	120.049	115.107
8	14:13:54.938	57.464	19.128	21.803	16.533	120.265	114.518
9	14:14:52.961	58.023			16.341	118.775	115.504
10	14:15:50.988	58.027		22.106	16.790	118.356	114.129

(92) Andrew CRAIGMILE							
1	14:07:08.371			22.637	17.032	116.912	111.105
2	14:08:06.858	58.487	19.532	22.379	16.576	115.903	110.922
3	14:09:05.576	58.718	19.608	22.590	16.520	118.356	112.033
4	14:10:04.763	59.187	19.584	22.492	17.111	115.504	111.105
5	14:11:03.140	58.377	19.510	22.329	16.538	114.714	112.033
6	14:12:01.856	58.716	19.497	22.607	16.612	114.129	112.033
7	14:13:00.077	58.221	19.341	22.046	16.834	115.305	109.474
8	14:13:58.659	58.582	19.615	22.185	16.782	114.323	110.556
9	14:14:57.257	58.598	19.475	22.233	16.890	114.714	108.588
10	14:15:58.305	1:01.048	19.364	22.660	19.024	115.504	107.544

(51) Neil MUNRO							
1	14:07:09.188			22.832	17.247	113.549	109.118
2	14:08:09.164	59.976	20.234	22.488	17.254	105.349	109.118
3	14:09:08.537	59.373	19.394	22.586	17.393	113.357	107.030
4	14:10:08.237	59.700	19.643	22.777	17.280	113.935	99.566
5	14:11:08.452	1:00.215	20.067	23.007	17.141	109.832	106.520
6	14:12:07.827	59.375	19.488	22.590	17.297	112.976	107.717
7	14:13:07.999	1:00.172	20.028	22.816	17.328	110.012	105

KMSC National Motorcycle Racing

Scottish Championship Pre-Injection 600

Knockhill 1.267 miles

Race 4 - 1st Race - AMENDED RESULT

14/04/2018 14:00

Race (10 Laps) started at 14:06:04

Lap	Time of Day	Lap Tm	S1	S2	S3	S3Spd	SFSpd	Lap	Time of Day	Lap Tm	S1	S2	S3	S3Spd	SFSpd
(888) Joe CAIRNEY															
1	14:07:12.214			23.353	17.917	114.518	114.129								
2	14:08:13.724			22.659	18.038	116.709	109.832								
3	14:09:15.691	1:00.967	20.937	22.660	17.370	112.408	115.107								
4	14:10:14.972	1:00.281	19.874	22.339	18.068	114.323	112.408								
5	14:11:15.060	1:00.088	20.521	22.426	17.141	116.912	110.556								
6	14:12:16.542	1:01.482	20.782	22.476	18.224	113.935	112.408								
7	14:13:16.894	1:00.352	20.369	22.705	17.278	113.549	113.166								
8	14:14:16.853	59.959	20.416	22.429	17.114		113.357								
9	14:15:16.817	59.964	20.935	22.017	17.012		111.846								
(95) Michael MacKINNON															
1	14:07:13.070			23.621	18.212	111.474	104.692								
2	14:08:13.980	1:00.910	20.596	22.900	17.414	112.786	106.859								
3	14:09:15.514	1:01.534	21.171	22.990	17.373	112.408	104.692								
4	14:10:16.462	1:00.948	20.593	22.865	17.490	112.033	105.020								
5	14:11:18.198	1:01.736	21.197	22.989	17.550	112.220	103.242								
6	14:12:19.472	1:01.274	20.720	23.046	17.508	112.220	103.721								
7	14:13:20.924	1:01.452	21.180	22.964	17.308	112.976	104.692								
8	14:14:23.024	1:02.100	20.837	23.112	18.151	106.689	104.204								
9	14:15:24.644	1:01.620	20.944	23.230	17.446	110.556	105.681								
(73) Fraser CAMERON															
1	14:07:11.841			23.617	17.858	114.714	114.910								
2	14:08:13.124	1:01.283	20.762	22.895	17.626	116.304	114.129								
3	14:09:14.564	1:01.440	20.930	22.699	17.811	118.356	112.220								
4	14:10:16.698	1:02.134	21.102	22.843	18.189	114.518	113.742								
5	14:11:18.059	1:01.361	20.736	22.946	17.679	114.323	113.549								
6	14:12:19.642	1:01.583	20.556	22.905	18.122	114.518	110.739								
7	14:13:21.063	1:01.421	20.626	22.895	17.900	113.166	112.220								
8	14:14:28.069	1:07.006	24.331	25.190	17.485	113.549	114.323								
9	14:15:30.009	1:01.940	20.608	23.139	18.193	114.323	108.941								
(93) Lee SEAGER															
1	14:07:16.086			25.369	17.993	108.588	107.717								
2	14:08:19.194	1:03.108	21.004	24.068	18.036	105.681	109.118								
3	14:09:22.985	1:03.791	21.426	24.655	17.710	107.030	109.118								
4	14:10:25.070	1:02.085	20.724	23.820	17.541	108.941	107.890								
5	14:11:26.625	1:01.555	20.421	23.685	17.449	104.692	108.588								
6	14:12:28.151	1:01.526	20.546	23.505	17.475	112.976	110.556								
7	14:13:31.474	1:03.323	21.044	24.800	17.479	108.413	109.832								
8	14:14:32.889	1:01.415	20.505	23.609	17.301	113.549	108.588								
9	14:15:35.468	1:02.579	20.898	23.478	18.203	105.848	102.142								
(126) Martin BULMAN															
1	14:07:21.333			26.665	19.400	103.084	109.653								
2	14:08:29.384	1:08.051	23.399	25.717	18.935	103.402	109.474								
3	14:09:33.926	1:04.542	21.300	25.017	18.225	103.561	109.296								
4	14:10:36.979	1:03.053	21.102	23.893	18.058	107.201	110.739								
5	14:11:41.115	1:04.136	21.299	24.312	18.525	105.848	107.201								
6	14:12:44.169	1:03.054	21.260	23.821	17.973	109.296	108.941								
7	14:13:47.182	1:03.013	20.973	24.005	18.035	110.922	107.890								
8	14:14:50.181	1:02.999	20.813	23.881	18.305	106.351	106.351								
9	14:15:53.458	1:03.277	21.044	23.930	18.303	108.588	109.832								
(66) Derek McGREGOR															
1	14:07:20.487			26.229	20.143	101.066	105.681								
2	14:08:28.717	1:08.230	24.061	25.582	18.587	101.371	109.474								
3	14:09:33.464	1:04.747	21.576	25.014	18.157	106.859	106.351								
4	14:10:36.497	1:03.033	21.011	24.201	17.821	108.764	107.717								
5	14:11:41.093	1:04.596	21.222	24.857	18.517	107.544	106.351								
6	14:12:45.697	1:04.604	22.301	24.373	17.930	110.739	106.183								
7	14:13:48.780	1:03.083	21.057	24.130	17.896	110.556	107.717								
8	14:14:52.692	1:03.912	21.338	24.452	18.122	109.296	107.544								
9	14:15:58.085	1:05.393	21.344	24.505	19.544	104.204	106.520								
(23) Paul REID															
1	14:07:19.979												20.108	95.053	104.856
2	14:08:30.060	1:10.081											19.601	93.335	107.890
3	14:09:37.796	1:07.736											19.286	104.366	106.015
4	14:10:44.929	1:07.133											19.427	96.005	107.717
5	14:11:51.291	1:06.362											19.101	99.419	105.020
6	14:13:00.916	1:09.625											19.782		99.566
7	14:14:07.587	1:06.671											19.121	100.762	101.987
8	14:15:14.618	1:07.031											18.998	99.125	108.238
(21) Andy LOCK															
1	14:07:15.011												24.920	17.737	109.653
2	14:08:18.587	1:03.576	21.397	24.251	17.928	111.660	112.408						17.928	111.660	112.408
3	14:09:21.090	1:02.503	21.061	24.377	17.065	114.910	111.846						17.065	114.910	111.846
4	14:10:23.530	1:02.440	20.968	24.140	17.332	112.976	110.739						17.332	112.976	110.739
5	14:11:26.773	1:03.243	21.319	24.423	17.501	114.518	111.846						17.501	114.518	111.846
6	14:12:28.379	1:01.606	21.246	23.212	17.148	116.304	113.549						17.148	116.304	113.549
7	14:13:31.686	1:03.307	21.121	24.608	17.578	114.910	113.549						17.578	114.910	113.549
8	14:14:33.244	1:01.558	21.211	23.550	16.797	117.116	109.296						16.797	117.116	109.296
(68) Andrew JONES-LOFTING															
1	14:07:21.013												26.348	19.929	99.863
2	14:08:28.351	1:07.338	23.050	25.738	18.550	105.184	109.832						25.738	18.550	105.184
3	14:09:34.175	1:05.824	21.318	26.019	18.487	98.398	109.296						26.019	18.487	98.398
4	14:10:40.389	1:06.214	21.738	25.778	18.698	109.653	110.739						25.778	18.698	109.653
5	14:11:44.141	1:03.752	20.745	2											

KMSC National Motorcycle Racing

Lapchart

Scottish Championship Pre-Injection 600

Knockhill 1.267 miles

Race 4 - 1st Race

14/04/2018 14:00

Race (10 Laps) started at 14:06:04

Competitors	Laps									
	1	2	3	4	5	6	7	8	9	10
Jon DICKIE (15)	1	15	15	15	41	41	41	41	41	41
Paul WISHART (168)	2	168	41	41	15	15	15	15	15	15
Kieran MURRAY (41)	3	41	168	168	22	22	22	22	22	22
Adrian TEASDALE (35)	4	35	35	35	35	35	35	35	35	35
Dougie BROWN (60)	5	60	22	22	60	60	60	60	54	54
William MASON (22)	6	22	60	60	54	54	54	54	60	70
Ross WATTS (11)	7	11	54	54	70	38	70	70	70	38
Cameron ROBB (54)	8	54	11	70	38	70	38	38	38	60
Simon HARDY (70)	9	70	38	11	168	11	11	11	11	11
Mark LANGLANDS (38)	10	38	70	38	11	8	8	8	8	8
Andrew CRAIGMILE (92)	11	92	92	92	8	92	92	92	92	92
Neil MUNRO (51)	12	51	8	8	92	51	51	51	51	51
Patryk MOTYKA (8)	13	8	51	51	51	17	17	17	17	17
Gary WHITEFORD (17)	14	17	17	17	17	34	34	34	34	34
Darren GREENE (34)	15	34	34	34	34	888	888	888	888	888
Fraser CAMERON (73)	16	73	73	73	888	73	95	95	95	95
Joe CAIRNEY (888)	17	888	888	888	95	95	73	73	73	73
Michael MacKINNON (95)	18	95	95	95	73	93	93	93	93	93
Darren ANDERSON (31)	19	31	31	21	21	21	21	21	21	126
Andy LOCK (21)	20	21	21	93	93	31	126	126	126	66
Lee SEAGER (93)	21	93	93	31	31	66	66	66	66	
Paul REID (23)	22	23	68	66	66	126	68	68	23	
Derek McGREGOR (66)	23	66	66	126	126	68	23	23		
Andrew JONES-LOFTING (68)	24	68	126	68	68	23				
Martin BULMAN (126)	25	126	23	23	23					

Clerk of the Course.

Sig : Time :

Chief Timekeeper : Ian Sharp (SMART Timing)

Results available at www.speedhive.com and www.smart-timing.co.uk

Printed: 14/04/2018 14:29:13

Orbits



KMSC National Motorcycle Racing

KMSC Pre-Injection 600's

Knockhill 1.267 miles

Race 11 - 1st Race

14/04/2018 15:45

Race (10 Laps)

POLE POSITION

1	1 41 Kieran MURRAY	2 15 Jon DICKIE	3 22 William MASON
2	4 35 Adrian TEASDALE	5 54 Cameron ROBB	6 60 Dougie BROWN
3	7 70 Simon HARDY	8 38 Mark LANGLANDS	9 11 Ross WATTS
4	10 8 Patryk MOTYKA	11 92 Andrew CRAIGMILE	12 51 Neil MUNRO
5	13 17 Gary WHITEFORD	14 34 Darren GREENE	15 888 Joe CAIRNEY
6	16 95 Michael MacKINNON	17 73 Fraser CAMERON	18 93 Lee SEAGER
7	19 126 Martin BULMAN	20 66 Derek McGREGOR	21 23 Paul REID
8	22 21 Andy LOCK	23 68 Andrew JONES-LOFTING	24 31 Darren ANDERSON
9	25 168 Paul WISHART		

Clerk of the Course.

Sig : Time :

Chief Timekeeper : Ian Sharp (SMART Timing)

Results available at www.speedhive.com and www.smart-timing.co.uk

Printed: 14/04/2018 14:27:44

Orbits



Race Results

KMSC National Motorcycle Racing

Sorted on Laps

Scottish Championship Lightweights

Knockhill 1.267 miles

Race 5 - 1st Race

14/04/2018 14:15

Race (10 Laps) started at 14:24:04

Pos	No.	Name	Make/Model	CC	Class	Laps	Total Tm	Diff	Best Tm	In Lap	Avg. Speed
1	31	Torquil PATERSON	Suzuki	SV650	SL	10	9:16.456		54.784	10	81.967
2	155	Scott CAMPBELL	Kawasaki	ER6 650	SL	10	9:17.647	1.191	54.915	6	81.792
3	21	Grant REID	Kawasaki	ER6	SL	10	9:24.180	7.724	55.618	3	80.845
4	34	Kenneth THIRLWALL	Kawasaki	ER6	SL	10	9:29.142	12.686	56.338	5	80.140
5	93	William HOLLAND	Suzuki	SV650	SL	10	9:34.955	18.499	55.821	10	79.330
6	66	Kevin WATRET	Kawasaki	ER6	SL	10	9:36.768	20.312	56.623	3	79.080
7	4	Alan GIBSON	Suzuki	SV650	SL	10	9:37.170	20.714	56.837	3	79.025
8	13	Andrew BARTON	Kawasaki	ER650	SL	10	9:42.230	25.774	57.424	5	78.338
9	800	Gordon CLARK	Kawasaki	ER6 650	SL	10	9:56.047	39.591	57.976	7	76.522
10	16	Gerry KEIRNAN	Kawasaki	ER6	SL	10	9:56.828	40.372	58.190	10	76.422
11	2	Greg HAYLOTT	Kawasaki	ER6 600	SL	10	9:57.219	40.763	58.148	10	76.372
12	74	Christine WATSON	Kawasaki	ER6	SL	10	9:58.961	42.505	58.905	3	76.150
13	54	Ryan GIBSON	Suzuki	SV650	SL	10	10:07.421	50.965	59.518	2	75.089
14	39	Stuart HAMILTON	Suzuki	SV650	SL	10	10:07.989	51.533	59.662	10	75.019
15	278	Paul MARSHALL	Kawasaki	ER6	SL	10	10:13.864	57.408	1:00.107	10	74.301
16	38	Adon DAVIE	Moriwaki	RS125	SL	10	10:15.507	59.051	59.587	10	74.103
17	90	David McNAIRN	Suzuki	SV650	SL	9	9:16.585	1 Lap	1:00.030	9	73.753
18	55	Tom ROBINSON	Aprilia	RSV 450	SL	9	9:18.885	1 Lap	1:00.479	5	73.450
19	22	Allan BROWN	Suzuki	SV650	SL	9	9:23.606	1 Lap	1:00.804	9	72.834
20	15	Finlay MILNE	Suzuki	SV650	SL	9	9:31.982	1 Lap	1:02.079	4	71.768
Not classified											
DNF	88	Lewis NICOL	Suzuki	SV650	SL	2	2:08.425	DNF	1:01.303	2	71.031

Announcements

New Track Record (54.784) for KMSC Scottish Lightweights by Torquil PATERSON.

Margin of Victory	Avg. Speed	Best Lap Tm	Best Speed	Best Lap by
1.191	81.967	54.784	83.256	31 - Torquil PATERSON

Clerk of the Course.

Orbits

Sig : Time :

Chief Timekeeper : Ian Sharp (SMART Timing)

 Results available at www.speedhive.com and www.smart-timing.co.uk

Printed: 14/04/2018 14:38:41



KMSC National Motorcycle Racing

Lapchart

Scottish Championship Lightweights

Knockhill 1.267 miles

Race 5 - 1st Race

14/04/2018 14:15

Race (10 Laps) started at 14:24:04

Competitors	Laps									
	1	2	3	4	5	6	7	8	9	10
Scott CAMPBELL (155)	1	155	155	155	155	155	31	31	31	31
Torquil PATERSON (31)	2	31	31	31	31	31	155	155	155	155
Grant REID (21)	3	21	21	21	21	21	21	21	21	21
Kenneth THIRLWALL (34)	4	34	34	34	34	34	34	34	34	34
Alan GIBSON (4)	5	4	4	4	66	66	66	66	66	93
Kevin WATRET (66)	6	66	66	66	4	4	93	4	93	66
Andrew BARTON (13)	7	13	93	93	93	4	93	4	4	4
William HOLLAND (93)	8	93	13	13	13	13	13	13	13	13
Ryan GIBSON (54)	9	54	54	74	74	74	800	800	800	800
Christine WATSON (74)	10	74	74	800	800	800	74	74	16	16
Stuart HAMILTON (39)	11	39	800	54	54	16	16	2	2	2
Gordon CLARK (800)	12	800	16	16	16	2	2	16	74	74
Gerry KEIRNAN (16)	13	16	39	2	2	54	54	54	54	54
Lewis NICOL (88)	14	88	2	39	39	39	39	39	39	39
Tom ROBINSON (55)	15	55	88	55	55	55	55	278	278	278
Paul MARSHALL (278)	16	278	55	278	278	278	278	55	38	38
David McNAIRN (90)	17	90	278	90	38	38	38	38	55	90
Greg HAYLOTT (2)	18	2	90	38	90	90	90	90	90	55
Adon DAVIE (38)	19	38	38	22	22	22	22	22	22	22
Allan BROWN (22)	20	22	22	15	15	15	15	15	15	15
Finlay MILNE (15)	21	15	15							

Clerk of the Course.

Sig : Time :

Chief Timekeeper : Ian Sharp (SMART Timing)

 Results available at www.speedhive.com and www.smart-timing.co.uk

Printed: 14/04/2018 14:39:44

Orbits



KMSC National Motorcycle Racing

KMSC Championship Lightweights

Knockhill 1.267 miles

Race 12 - 1st Race

14/04/2018 16:00

Race (10 Laps)

POLE POSITION

1	1 31 Torquil PATERSON	2 155 Scott CAMPBELL	3 21 Grant REID
2	4 34 Kenneth THIRLWALL	5 93 William HOLLAND	6 66 Kevin WATRET
3	7 4 Alan GIBSON	8 13 Andrew BARTON	9 800 Gordon CLARK
4	10 16 Gerry KEIRNAN	11 2 Greg HAYLOTT	12 74 Christine WATSON
5	13 54 Ryan GIBSON	14 39 Stuart HAMILTON	15 278 Paul MARSHALL
6	16 38 Adon DAVIE	17 90 David McNAIRN	18 55 Tom ROBINSON
7	19 22 Allan BROWN	20 15 Finlay MILNE	21 88 Lewis NICOL

Clerk of the Course.

Orbits

Sig : Time :

Chief Timekeeper : Ian Sharp (SMART Timing)

 Results available at www.speedhive.com and www.smart-timing.co.uk

Printed: 14/04/2018 14:38:16



Race Results

KMSC National Motorcycle Racing

Sorted on Laps

Scottish Championship Superbikes & KMSC Clubman

Knockhill 1.267 miles

Race 6 - 1st Race

14/04/2018 14:30

Race (10 Laps) started at 14:41:10

Pos	No.	Name	Make/Model	CC	Class	Laps	Total Tm	Diff	Best Tm	In Lap	Avg. Speed
1	34	John DEAN	BMW	S1000RR	SB	9	7:43.760		50.869	7	88.515
2	61	Max ALEXANDER	BMW	S1000RR	SB	9	7:45.166	1.406	50.901	7	88.248
3	72	Sean GILFILLAN	Ducati	Panigale	SB	9	7:45.184	1.424	50.439	7	88.244
4	99	Callum GRIGOR	Kawasaki	ZX10RR	SB	9	7:45.712	1.952	50.919	4	88.144
5	1	Bruce BIRNIE	BMW	S1000RR	SB	9	7:52.635	8.875	51.075	3	86.853
6	55	Donald MacFADYEN	BMW	S1000RR	SB	9	7:57.687	13.927	51.959	4	85.935
7	45	Ewan GRAY	Kawasaki	ZX10R	SB	9	7:57.774	14.014	52.005	3	85.919
8	56	Andy GROVES	BMW	S1000RR	SB	9	8:02.224	18.464	52.037	9	85.126
9	22	Steven WATSON	BMW	S1000RR	SB	9	8:03.004	19.244	52.727	9	84.989
10	75	Charlie BUNYAN	Kawasaki	ZX10R	C	9	8:12.397	28.637	53.214	8	83.367
11	511	Marc IRONSIDE	Honda	Fireblade	SB	9	8:14.427	30.667	54.270	9	83.025
12	57	Stewart ROBB	Kawasaki	ZX10R	C	9	8:15.334	31.574	53.864	3	82.873
13	71	Gavin JONES	Yamaha	R1	C	9	8:16.200	32.440	53.851	3	82.728
14	47	Alan BRYCE	BMW	1000RR	SB	9	8:16.370	32.610	53.389	4	82.700
15	122	David SUDDER	Suzuki	GSXR 1000	C	9	8:21.939	38.179	54.508	9	81.783
16	37	Steven PATTERSON	Yamaha	YZF R1	C	9	8:28.701	44.941	55.340	3	80.695
17	30	Alan RENNIE	Honda	Fireblade	C	9	8:30.162	46.402	55.368	8	80.464
18	218	Paul BOWERBANK	Triumph	675	C	9	8:30.992	47.232	55.400	4	80.334
19	52	Paul McLEAN	Honda	CBR1000RR	C	9	8:34.618	50.858	55.699	7	79.768
20	28	Andrew BUCHANAN	Yamaha	R1	C	8	7:47.936	1 Lap	56.884	6	77.978
21	38	Craig MARTIN	Honda	CBR900 RR-Y	C	8	7:50.273	1 Lap	56.965	7	77.591
22	26	Steven McINTYRE	Suzuki	GSXR1000	C	8	7:54.360	1 Lap	57.722	6	76.922
23	51	Calum JACKSON	Suzuki	GSXR1000	C	8	8:17.253	1 Lap	1:00.228	4	73.381
24	19	Nic BOYES	Ducati	848	SB	8	8:24.211	1 Lap	1:01.509	8	72.368
25	14	James CRAWFORD	Kawasaki	ZX10R	C	8	8:30.147	1 Lap	1:02.066	8	71.526
26	67	James MacAULAY	Kawasaki	ZX10	C	8	8:34.603	1 Lap	1:02.267	3	70.907

Not classified (from pos 27)

	18	Clint WALKER	BMW	S1000RR	C	9	8:16.029	32.269	53.712	4	82.757
DNF	119	Kristopher DUNCAN	Kawasaki	ZX10R	SB	5	4:42.039	DNF	51.603	3	80.859
DNF	32	John MacDONALD	Yamaha		SB	4	3:32.501	DNF	51.852	3	85.855
DNF	94	Greg GILFILLAN	BMW	S1000RR	SB	2	2:29.787	DNF	1:31.129	2	60.901

Announcements

New Track Record (50.439) for KMSC Superbikes by Sean GILFILLAN.

New Track Record (52.566) for KMSC Clubmans by Stewart ROBB.

RED FLAG after Leader completed 10 Laps - Result declared after 9 Laps.

Bike No.18 - Not classified - Not running at time of Red Flag.

Margin of Victory	Avg. Speed	Best Lap Tm	Best Speed	Best Lap by
1.406	88.515	50.439	90.428	72 - Sean GILFILLAN

Clerk of the Course.

Orbits

Sig : Time :

Chief Timekeeper : Ian Sharp (SMART Timing)

 Results available at www.speedhive.com and www.smart-timing.co.uk

Printed: 14/04/2018 15:02:24



KMSC National Motorcycle Racing

Scottish Championship Superbikes & KMSC Clubman

Knockhill 1.267 miles

Race 6 - 1st Race

14/04/2018 14:30

Race (10 Laps) started at 14:41:10

Lap	Time of Day	Lap Tm	S1	S2	S3	S3Spd	SFSpd	Lap	Time of Day	Lap Tm	S1	S2	S3	S3Spd	SFSpd
5	14:45:52.168	1:11.268	17.156	24.234	29.878	62.137	29.786								
(32) John MacDONALD															
1	14:42:06.843			20.200	14.816	136.675	129.551								
2	14:42:58.831	51.988	17.427	19.938	14.623	136.121	130.814								
3	14:43:50.683	51.852	17.401	19.767	14.684	135.571	131.584								
4	14:44:42.630	51.947	17.373	19.836	14.738	135.845	130.560								
(94) Greg GILFILLAN															
1	14:42:08.787			20.688	15.427	134.484	130.814								
2	14:43:39.916	1:31.129	17.713	49.620	23.796	94.919	28.569								

Clerk of the Course.

Orbits

Sig : Time :

Chief Timekeeper : Ian Sharp (SMART Timing)

 Results available at www.speedhive.com and www.smart-timing.co.uk

Printed: 14/04/2018 15:02:45



KMSC National Motorcycle Racing

Lapchart

Scottish Championship Superbikes & KMSC Clubman

Knockhill 1.267 miles

Race 6 - 1st Race

14/04/2018 14:30

Race (10 Laps) started at 14:41:10

Competitors	Laps									
	1	2	3	4	5	6	7	8	9	10
Callum GRIGOR (99)	1	99	99	34	34	34	34	34	34	34
John DEAN (34)	2	34	34	99	99	99	99	72	72	61
Max ALEXANDER (61)	3	61	61	61	61	61	61	61	61	72
Bruce BIRNIE (1)	4	1	1	1	1	72	72	99	99	99
Kristopher DUNCAN (119)	5	119	72	72	72	1	1	1	1	1
Sean GILFILLAN (72)	6	72	119	119	119	55	55	55	55	55
John MacDONALD (32)	7	32	32	32	32	45	45	45	45	45
Donald MacFADYEN (55)	8	55	55	55	55	22	22	22	56	56
Ewan GRAY (45)	9	45	45	45	45	56	56	56	22	22
Steven WATSON (22)	10	22	22	22	22	511	511	75	75	75
Greg GILFILLAN (94)	11	94	56	56	56	71	71	511	511	511
Marc IRONSIDE (511)	12	511	511	511	71	75	75	71	71	57
Andy GROVES (56)	13	56	71	71	511	57	57	57	57	18
Gavin JONES (71)	14	71	57	57	57	47	47	47	47	71
Stewart ROBB (57)	15	57	75	75	75	18	18	18	18	47
Charlie BUNYAN (75)	16	75	122	47	47	122	122	122	122	122
David SUDDER (122)	17	122	47	122	18	119	37	37	37	37
Alan BRYCE (47)	18	47	18	18	122	37	30	30	30	30
Alan RENNIE (30)	19	30	30	30	30	218	218	218	218	218
Paul BOWERBANK (218)	20	218	218	37	37	218	52	52	52	52
Clint WALKER (18)	21	18	37	218	218	52	28	28	28	28
Steven PATTERSON (37)	22	37	52	52	52	28	38	38	38	38
Paul McLEAN (52)	23	52	28	28	28	38	26	26	26	26
Andrew BUCHANAN (28)	24	28	26	38	38	26	51	51	51	51
Steven McINTYRE (26)	25	26	38	26	26	51	19	19	19	19
Craig MARTIN (38)	26	38	19	51	51	19	14	14	14	14
Nic BOYES (19)	27	19	51	19	19	14	67	67	67	67
James CRAWFORD (14)	28	14	14	14	14	14	67	67	67	67
Calum JACKSON (51)	29	51	67	67	67	67	67	67	67	67
James MacAULAY (67)	30	67	94	94	94	94	94	94	94	94

Clerk of the Course.

Sig : Time :
 Chief Timekeeper : Ian Sharp (SMART Timing)
 Results available at www.speedhive.com and www.smart-timing.co.uk

Printed: 14/04/2018 15:04:54

Orbits



KMSC National Motorcycle Racing

KMSC Championship Lightweights

Knockhill 1.267 miles

Race 12 - 1st Race

14/04/2018 16:00

Race (10 Laps)

POLE POSITION

1	1 31 Torquil PATERSON	2 155 Scott CAMPBELL	3 21 Grant REID
2	4 34 Kenneth THIRLWALL	5 93 William HOLLAND	6 66 Kevin WATRET
3	7 4 Alan GIBSON	8 13 Andrew BARTON	9 800 Gordon CLARK
4	10 16 Gerry KEIRNAN	11 2 Greg HAYLOTT	12 74 Christine WATSON
5	13 54 Ryan GIBSON	14 39 Stuart HAMILTON	15 278 Paul MARSHALL
6	16 38 Adon DAVIE	17 90 David McNAIRN	18 55 Tom ROBINSON
7	19 22 Allan BROWN	20 15 Finlay MILNE	21 88 Lewis NICOL

Clerk of the Course.

Sig : Time :

Chief Timekeeper : Ian Sharp (SMART Timing)

Results available at www.speedhive.com and www.smart-timing.co.uk

Orbits



Race Results

KMSC National Motorcycle Racing

Sorted on Laps

Scottish Sidecars

Knockhill 1.267 miles

Race 7 - 1st Race

14/04/2018 14:45

Race (10 Laps) started at 15:02:36

Pos	No.	Name	Make/Model	CC	Class	Laps	Total Tm	Diff	Best Tm	In Lap	Avg. Speed
1	3	LAWRIE / FAIRHURST	LCR Suzuki	600	SC	10	9:19.231		53.892	10	81.560
2	5	SHAND / BEISEY	Shand	F2 600	SC	10	9:39.567	20.336	56.912	6	78.698
3	18	LILLIE / CHANDLER		LCR 600	SC	10	9:45.894	26.663	57.510	7	77.848
4	19	ROBINSON / GRAVEL		LCR F2 600	SC	10	9:51.355	32.124	57.772	7	77.130
5	93	KIRKUP / HERBERTSON			SC	10	10:04.991	45.760	59.223	6	75.391
6	114	AMOS / PRING	Suzuki Windle	GSXR1000	SC	9	9:36.174	1 Lap	1:00.948	9	71.246
7	87	SHAND / YUILL	BMW Bellas	1040 Classic	SC	9	9:38.879	1 Lap	1:03.278	9	70.913
8	36	EDDISON / SOUTER	Ireson Honda	600RR	SC	9	9:39.438	1 Lap	1:02.435	6	70.844
9	22	LITHGOW / BRUNTON	Shelbourne RF	600	SC	9	9:47.423	1 Lap	1:03.404	7	69.881
10	50	BROWNE / McKAY	Ireson Suzuki	750	SC	9	9:53.985	1 Lap	1:04.107	2	69.109
11	9	MACKAY / MAYHEW	Founds Suzuki		SC	9	9:54.782	1 Lap	1:04.006	3	69.017
12	111	STROUD / SCHOFIELD	Baker Suzuki	750	SC	9	9:59.646	1 Lap	1:05.083	4	68.457
Not classified											
DNF	964	ANDERSON / HUGHES	Baker	R1	SC	1	1:03.161	DNF		0	72.214
DNS	61	FORREST / SZANEL		F1 R1	SC			DNS		0	-
DNS	11	MAYHEW / TAYLOR	Ireson Honda	600	SC			DNS		0	-

Announcements

New Track Record (53.892) for KMSC Sidecars by LAWRIE / FAIRHURST.

Margin of Victory	Avg. Speed	Best Lap Tm	Best Speed	Best Lap by
20.336	81.560	53.892	84.634	3 - LAWRIE / FAIRHURST

Clerk of the Course.

Orbits

Sig : Time :

Chief Timekeeper : Ian Sharp (SMART Timing)

 Results available at www.speedhive.com and www.smart-timing.co.uk

Printed: 14/04/2018 15:18:13



KMSC National Motorcycle Racing

Lapchart

Scottish Sidecars

Knockhill 1.267 miles

Race 7 - 1st Race

14/04/2018 14:45

Race (10 Laps) started at 15:02:36

Competitors	Laps									
	1	2	3	4	5	6	7	8	9	10
SHAND / BEISEY (5)	1	5	3	3	3	3	3	3	3	3
LAWRIE / FAIRHURST (3)	2	3	5	5	5	5	5	5	5	5
LILLIE / CHANDLER (18)	3	18	18	18	18	18	18	18	18	18
ANDERSON / HUGHES (964)	4	964	19	19	19	19	19	19	19	19
ROBINSON / GRAVEL (19)	5	19	93	93	93	93	93	93	93	93
KIRKUP / HERBERTSON (93)	6	93	114	87	87	87	87	87	114	114
SHAND / YUILL (87)	7	87	87	114	114	114	36	36	87	87
AMOS / PRING (114)	8	114	50	36	36	36	114	114	36	36
MACKAY / MAYHEW (9)	9	9	36	50	50	50	22	22	22	22
BROWNE / McKAY (50)	10	50	9	9	9	22	50	50	50	50
EDDISON / SOUTER (36)	11	36	22	22	22	9	9	9	9	9
LITHGOW / BRUNTON (22)	12	22	111	111	111	111	111	111	111	111
STROUD / SCHOFIELD (111)	13	111								
-	14									
-	15									

Clerk of the Course.

Orbits

Sig : Time :

Chief Timekeeper : Ian Sharp (SMART Timing)

 Results available at www.speedhive.com and www.smart-timing.co.uk

Printed: 14/04/2018 15:19:06



KMSC National Motorcycle Racing


Scottish Sidecars

Knockhill 1.267 miles

Race 14 - 2nd Race

14/04/2018 16:30

Race (10 Laps)



POLE POSITION

1	1 3 LAWRIE / FAIRHURST	2 5 SHAND / BEISEY
2	3 18 LILLIE / CHANDLER	4 19 ROBINSON / GRAVEL
3	5 93 KIRKUP / HERBERTSON	6 114 AMOS / PRING
4	7 87 SHAND / YUILL	8 36 EDDISON / SOUTER
5	9 22 LITHGOW / BRUNTON	10 50 BROWNE / McKAY
6	11 9 MACKAY / MAYHEW	12 111 STROUD / SCHOFIELD
7	13 964 ANDERSON / HUGHES	14 61 FORREST / SZANEL
8	15 11 MAYHEW / TAYLOR	

Clerk of the Course.

Orbits

Sig : Time :

Chief Timekeeper : Ian Sharp (SMART Timing)

Results available at www.speedhive.com and www.smart-timing.co.uk

Printed: 14/04/2018 15:19:35



Race Results

KMSC National Motorcycle Racing

Sorted on Laps

KMSC Championship CB500's

Knockhill 1.267 miles

Race 8 - 1st Race

14/04/2018 15:00

Race (10 Laps) started at 15:23:25

Pos	No.	Name	Make/Model	CC	Class	Laps	Total Tm	Diff	Best Tm	In Lap	Avg. Speed
1	87	Jodie CHALK	Honda	CB500	CB	10	10:09.407		1:00.157	4	74.845
2	144	Keith SHEPHERD	Honda	CB500	CB	10	10:17.347	7.940	1:01.060	7	73.882
3	111	Jimmy SHANKS	Honda	CB500	CB	10	10:17.704	8.297	1:00.638	5	73.839
4	48	Allan BROOKBANKS	Honda	CB500	CB	10	10:22.442	13.035	1:01.287	3	73.277
5	13	Andrew BARTON	Honda	CB500	CB	10	10:26.556	17.149	1:01.123	2	72.796
6	26	Raymond REID	Honda	CB500	CB	10	10:38.149	28.742	1:02.586	10	71.474
7	23	Ross McCLEARY	Honda	CB500	CB	10	10:40.639	31.232	1:02.640	7	71.196
8	14	Martin CURRAH	Honda	CB500	CB	10	10:41.649	32.242	1:02.512	10	71.084
9	7	Colvin DENHOLM	Honda	CB500	CB	10	10:42.300	32.893	1:02.856	7	71.012
10	47	Steve KAIN	Honda	CB500	CB	10	10:42.758	33.351	1:02.849	10	70.961
11	15	Peter ROBERTSON	Honda	CB500	CB	10	10:57.942	48.535	1:04.784	2	69.324
12	53	Barry GOW	Honda	CB500	CB	10	10:59.883	50.476	1:04.903	2	69.120
13	113	Calum PERT	Honda	CB500	CB	9	10:10.391	1 Lap	1:05.998	9	67.252
14	55	Allan McCLEARY	Honda	CB500	CB	9	10:35.358	1 Lap	1:09.080	9	64.609

Not classified

DNF	25	Chris RICHAL	Honda	CB500	CB	6	6:48.215	DNF	1:07.017	2	67.040
DNS	12	William MONIE	Honda	CB500	CB			DNS		0	-
DNS	34	Adrian TEASDALE	Honda	CB500	CB			DNS		0	-
DNS	126	Martin BULMAN	Honda	CB500	CB			DNS		0	-

Announcements

New Track Record (1:00.859) for National CB500 by Jodie CHALK.

Margin of Victory	Avg. Speed	Best Lap Tm	Best Speed	Best Lap by
7.940	74.845	1:00.157	75.820	87 - Jodie CHALK

Clerk of the Course.

Orbits

Sig : Time :

Chief Timekeeper : Ian Sharp (SMART Timing)

 Results available at www.speedhive.com and www.smart-timing.co.uk

Printed: 14/04/2018 15:39:06



KMSC National Motorcycle Racing

KMSC Championship CB500's

Knockhill 1.267 miles

Race 8 - 1st Race

14/04/2018 15:00

Race (10 Laps) started at 15:23:25

Lap	Time of Day	Lap Tm	S1	S2	S3	S3Spd	SFSpd	Lap	Time of Day	Lap Tm	S1	S2	S3	S3Spd	SFSpd
3	15:26:54.965	1:07.477	22.664	25.252	19.561	92.947	88.183								
4	15:28:02.310	1:07.345	22.519	25.179	19.647	91.928	89.239								
5	15:29:09.749	1:07.439	22.435	25.481	19.523	91.552	89.596								
6	15:30:16.204	1:06.455	22.175	24.936	19.344	92.562	89.596								
7	15:31:22.990	1:06.786	22.153	25.156	19.477	91.928									
8	15:32:29.870	1:06.880	22.140	25.383	19.357	92.181									
9	15:33:35.868	1:05.998	22.129	24.912	18.957	93.205									
(55) Allan McCLEARY															
1	15:24:40.096			26.178	20.230	90.932	85.596								
2	15:25:49.799	1:09.703	23.379	26.359	19.965	90.077	85.925								
3	15:27:01.070	1:11.271	22.787	28.209	20.275	88.183	85.706								
4	15:28:11.187	1:10.117	23.259	26.785	20.073	88.068	86.035								
5	15:29:21.493	1:10.306	23.216	26.940	20.150	89.358	86.368								
6	15:30:31.929	1:10.436	23.021	26.831	20.584	88.649	86.927								
7	15:31:42.119	1:10.190	23.094	27.048	20.048	88.767									
8	15:32:51.755	1:09.636	22.927	26.921	19.788	90.442									
9	15:34:00.835	1:09.080	22.801	26.302	19.977	88.649									
(25) Chris RICHAL															
1	15:24:37.301			25.584	19.718	90.442	84.306								
2	15:25:44.318	1:07.017	22.405	24.899	19.713	91.303	83.780								
3	15:26:51.665	1:07.347	22.545	25.408	19.394	90.442	85.925								
4	15:27:58.762	1:07.097	22.822	25.024	19.251	89.836	86.035								
5	15:29:06.044	1:07.282	22.381	25.381	19.520	89.239	87.040								
6	15:30:13.692	1:07.648	22.874	25.349	19.425	85.379	87.380								

Clerk of the Course.

Orbits

Sig : _____ Time : _____
 Chief Timekeeper : Ian Sharp (SMART Timing)
 Results available at www.speedhive.com and www.smart-timing.co.uk



KMSC National Motorcycle Racing

Lapchart

KMSC Championship CB500's

Knockhill 1.267 miles

Race 8 - 1st Race

14/04/2018 15:00

Race (10 Laps) started at 15:23:25

Competitors	Laps										
	1	2	3	4	5	6	7	8	9	10	
Jodie CHALK (87)	1	87	87	87	87	87	87	87	87	87	87
Keith SHEPHERD (144)	2	144	144	144	144	144	144	144	144	144	144
Jimmy SHANKS (111)	3	111	111	111	13	111	111	111	111	111	111
Andrew BARTON (13)	4	13	13	13	111	13	13	13	48	48	48
Allan BROOKBANKS (48)	5	48	48	48	48	48	48	48	13	13	13
Martin CURRAH (14)	6	14	26	26	26	26	26	26	26	26	26
Raymond REID (26)	7	26	14	14	23	23	23	23	23	23	23
Steve KAIN (47)	8	47	47	23	14	14	14	14	14	14	14
Ross McCLEARY (23)	9	23	23	7	7	7	7	7	7	7	7
Colvin DENHOLM (7)	10	7	7	47	47	47	47	47	47	47	47
Peter ROBERTSON (15)	11	15	15	15	15	15	15	15	15	15	15
Barry GOW (53)	12	53	53	53	53	53	53	53	53	53	53
Chris RICHAL (25)	13	25	25	25	25	25	25	113	113	113	
Calum PERT (113)	14	113	113	113	113	113	55	55	55		
Allan McCLEARY (55)	15	55	55	55	55	55					
-	16										
-	17										
-	18										

Clerk of the Course.

Sig : Time :

Chief Timekeeper : Ian Sharp (SMART Timing)

 Results available at www.speedhive.com and www.smart-timing.co.uk

Printed: 14/04/2018 15:39:47

Orbits



KMSC National Motorcycle Racing

KMSC Championship CB500's

Knockhill 1.267 miles

Race 16 - 2nd Race

15/04/2018 10:15

Race (10 Laps)

POLE POSITION

1	1 87 Jodie CHALK	2 144 Keith SHEPHERD	3 111 Jimmy SHANKS
2	4 48 Allan BROOKBANKS	5 13 Andrew BARTON	6 26 Raymond REID
3	7 23 Ross McCLEARY	8 14 Martin CURRAH	9 7 Colvin DENHOLM
4	10 47 Steve KAIN	11 15 Peter ROBERTSON	12 53 Barry GOW
5	13 113 Calum PERT	14 55 Allan McCLEARY	15 25 Chris RICHAL
6	16 12 William MONIE	17 34 Adrian TEASDALE	18 126 Martin BULMAN

Clerk of the Course.

Orbits

Sig : Time :

Chief Timekeeper : Ian Sharp (SMART Timing)

Results available at www.speedhive.com and www.smart-timing.co.uk



Race Results

KMSC National Motorcycle Racing

Sorted on Laps

KMSC Championship 125's

Knockhill 1.267 miles

Race 9 - 2nd Race

14/04/2018 15:15

Race (10 Laps) started at 15:40:17

Pos	No.	Name	Make/Model	CC	Class	Laps	Total Tm	Diff	Best Tm	In Lap	Avg. Speed
1	69	Mark BOWRAN	Kawasaki	ZXR400	F400	10	10:05.942		59.230	9	75.273
2	22	Ross MAGUIRE	Aprilia	RS125	F125	10	11:04.380	58.438	1:05.703	9	68.652
3	99	Marc GIBSON	Kawasaki	ZXR400	F400	9	10:29.600	1 Lap	1:08.553	7	65.200
4	33	Declan CONNELL	Aprilia	RS125	F125	9	10:29.877	1 Lap	1:08.956	9	65.171
5	55	Owen PATERSON	Aprilia	RS125	F125	9	10:48.092	1 Lap	1:09.259	8	63.340
6	12	Jimmy MUIR	Aprilia	RS125	F125	9	10:48.323	1 Lap	1:10.836	9	63.317
7	122	Logan TURNER	Aprilia	RS125	F125	9	10:49.283	1 Lap	1:09.547	6	63.223
8	27	Jordan HAY	Aprilia	RS125	F125	9	11:07.930	1 Lap	1:11.869	8	61.458
9	16	Mia KELLAS	Aprilia	RS125	F125	8	10:09.317	2 Laps	1:14.021	7	59.885
Not classified											
DNF	58	James McLAREN	Kawasaki	ZX400	F400	8	8:17.705	DNF	59.436	5	73.314
DNS	118	Rod WALKER	Kawasaki	ZXR400	F400			DNS		0	-

Announcements

New Track Record (1:05.703) for KMSC Formula 125 by Ross MAGUIRE.

Margin of Victory	Avg. Speed	Best Lap Tm	Best Speed	Best Lap by
58.438	75.273	59.230	77.006	69 - Mark BOWRAN

Clerk of the Course.

Orbits

Sig : Time :

Chief Timekeeper : Ian Sharp (SMART Timing)

 Results available at www.speedhive.com and www.smart-timing.co.uk

Printed: 14/04/2018 15:54:41



KMSC National Motorcycle Racing**KMSC Championship 125's****Knockhill 1.267 miles****Race 9 - 2nd Race****14/04/2018 15:15****Race (10 Laps) started at 15:40:17**

Lap	Time of Day	Lap Tm	S1	S2	S3	S3Spd	SFSpd
(69) Mark BOWRAN							
1	15:41:21.867			23.577	17.652	103.561	101.218
2	15:42:23.375	1:01.508	20.262	23.485	17.761	105.020	101.987
3	15:43:23.949	1:00.574	19.939	23.222	17.413	104.856	101.832
4	15:44:23.583	59.634			17.484	104.043	101.524
5	15:45:23.078	59.495		22.605	17.167	105.020	101.987
6	15:46:23.388	1:00.310	20.287	22.786	17.237	106.015	99.272
7	15:47:23.489	1:00.101			17.358	107.372	100.762
8	15:48:24.761	1:01.272		23.683	17.408	103.721	99.566
9	15:49:23.991	59.230	19.812	22.366	17.052	105.349	101.678
10	15:50:23.834	59.843	20.011	22.391	17.441	105.184	101.524
(22) Ross MAGUIRE							
1	15:41:28.061			25.849	19.641	86.479	82.645
2	15:42:34.553	1:06.492	22.190	25.014	19.288	86.702	83.054
3	15:43:40.378	1:05.825	21.761	24.828	19.236	87.952	82.139
4	15:44:46.422	1:06.044	21.705	25.030	19.309	88.068	82.645
5	15:45:52.553	1:06.131	21.712	24.837	19.582	82.951	82.951
6	15:46:58.318	1:05.765	21.710	24.762	19.293	84.200	83.157
7	15:48:04.143	1:05.825	21.687	24.776	19.362	82.543	82.442
8	15:49:10.085	1:05.942	21.743	24.901	19.298	88.884	82.442
9	15:50:15.788	1:05.703	21.655	24.821	19.227	88.068	82.645
10	15:51:22.272	1:06.484	21.871	25.526	19.087	87.837	82.747
(99) Marc GIBSON							
1	15:41:29.724			25.969	20.072	94.651	86.702
2	15:42:39.696	1:09.972			19.838	93.465	89.239
3	15:43:50.441	1:10.745	23.549	26.911	20.285	89.836	87.952
4	15:45:00.270	1:09.829			19.943	95.323	85.487
5	15:46:10.639	1:10.369		26.787	20.044	93.726	88.884
6	15:47:20.207	1:09.568	23.731	26.125	19.712	93.857	88.767
7	15:48:28.760	1:08.553	23.286	25.561	19.706	95.188	85.815
8	15:49:38.769	1:10.009			20.254	85.815	85.270
9	15:50:47.492	1:08.723		25.711	19.555	92.435	89.120
(33) Declan CONNELL							
1	15:41:31.066				20.356		84.625
2	15:42:41.304	1:10.238			20.454	89.002	83.571
3	15:43:50.778	1:09.474			20.104		85.596
4	15:45:00.147	1:09.369	22.995	26.212	20.162		85.925
5	15:46:10.193	1:10.046			20.438		83.571
6	15:47:19.866	1:09.673			20.287	89.239	83.989
7	15:48:28.919	1:09.053			19.849		85.270
8	15:49:38.813	1:09.894			20.601	88.532	82.240
9	15:50:47.769	1:08.956			19.854		85.596
(55) Owen PATERSON							
1	15:41:42.782			28.131	20.919	87.494	83.157
2	15:42:54.116	1:11.334	23.754	27.407	20.173	87.380	83.989
3	15:44:04.950	1:10.834	23.351	27.092	20.391	87.380	83.675
4	15:45:15.500	1:10.550	23.258	27.244	20.048	87.266	84.200
5	15:46:26.444	1:10.944	23.108	27.143	20.693	86.927	83.157
6	15:47:37.600	1:11.156	23.645	27.214	20.297	87.040	83.675
7	15:48:47.357	1:09.757	23.030	26.618	20.109	87.380	83.157
8	15:49:56.616	1:09.259	22.740	26.654	19.865	88.068	84.412
9	15:51:05.984	1:09.368	23.168	26.328	19.872	88.183	83.260
(12) Jimmy MUIR							
1	15:41:33.162						
2	15:42:45.827	1:12.665					
3	15:43:58.162	1:12.335					
4	15:45:10.216	1:12.054					
5	15:46:21.819	1:11.603					
6	15:47:32.675	1:10.856					
7	15:48:44.034	1:11.359					
8	15:49:55.379	1:11.345					
9	15:51:06.215	1:10.836					
(122) Logan TURNER							
1	15:41:40.193				22.288		
2	15:42:51.345	1:11.152			20.630		
3	15:44:02.196	1:10.851			20.895		
4	15:45:13.167	1:10.971			20.891		78.950

Lap	Time of Day	Lap Tm	S1	S2	S3	S3Spd	SFSpd
5	15:46:23.585	1:10.418			20.414		79.417
6	15:47:33.132	1:09.547			20.435		80.081
7	15:48:44.642	1:11.510			21.649		58.712
8	15:49:55.995	1:11.353			20.632		79.890
9	15:51:07.175	1:11.180			20.337		79.700
(27) Jordan HAY							
1	15:41:38.124			28.041	23.691	76.259	77.491
2	15:42:53.691	1:15.567	24.544	28.109	22.914	79.511	76.172
3	15:44:07.636	1:13.945	24.100	27.136	22.709	84.095	75.828
4	15:45:21.312	1:13.676	24.205	27.214	22.257	78.672	78.488
5	15:46:35.438	1:14.126	24.079	27.120	22.927	81.639	75.317
6	15:47:48.860	1:13.422	24.162	27.622	21.638	82.341	78.857
7	15:49:01.636	1:12.776	23.922	27.126	21.728	82.747	80.272
8	15:50:13.505	1:11.869	23.356	26.992	21.521	82.543	79.511
9	15:51:25.822	1:12.317	23.498	27.210	21.609	83.989	79.230
(16) Mia KELLAS							
1	15:41:39.791			28.755	23.507	78.032	73.907
2	15:42:57.109	1:17.318	25.599	28.647	23.072	77.491	74.152
3	15:44:13.586	1:16.477	25.191	28.526	22.760	78.765	74.647
4	15:45:28.754	1:15.168	25.018	27.882	22.268	78.765	74.481
5	15:46:43.365	1:14.611	24.546	27.978	22.087	80.272	74.481
6	15:47:57.896	1:14.531	24.521	27.979	22.031	79.511	73.826
7	15:49:11.917	1:14.021	24.479	27.780	21.762	78.488	74.234
8	15:50:27.209	1:15.292	24.417	27.946	22.929	77.047	74.316
(58) James McLAREN							
1	15:41:21.685			23.852	17.559	104.043	98.833
2	15:42:23.022	1:01.337	20.202	23.574	17.561	104.043	100.011
3	15:43:24.185	1:01.163	20.085	23.467	17.611	102.768	100.310
4	15:44:23.991	59.806	19.957	22.724	17.125	105.349	99.566
5	15:45:23.427	59.436	19.589	22.963	16.884	106.520	100.611
6	15:46:23.146	59.719	19.769	22.936	17.014	104.529	98.833
7	15:47:23.191	1:00.045	19.761	22.978	17.306	104.204	97.967
8	15:48:35.597	1:12.406	19.884	23.791	28.731	100.914	15.654

Clerk of the Course.

Orbits

Sig : Time :

Chief Timekeeper : Ian Sharp (SMART Timing)

Results available at www.speedhive.com and www.smart-timing.co.uk

Printed: 14/04/2018 15:54:59



KMSC National Motorcycle Racing

Lapchart

KMSC Championship 125's

Knockhill 1.267 miles

Race 9 - 2nd Race

14/04/2018 15:15

Race (10 Laps) started at 15:40:17

Competitors	Laps										
	1	2	3	4	5	6	7	8	9	10	
James McLAREN (58)	1	58	58	69	69	69	58	58	69	69	69
Mark BOWRAN (69)	2	69	69	58	58	58	69	69	58	22	22
Ross MAGUIRE (22)	3	22	22	22	22	22	22	22	22	99	
Marc GIBSON (99)	4	99	99	99	33	33	33	99	99	33	
Declan CONNELL (33)	5	33	33	33	99	99	99	33	33	55	
Jimmy MUIR (12)	6	12	12	12	12	12	12	12	12	12	
Jordan HAY (27)	7	27	122	122	122	122	122	122	122	122	
Mia KELLAS (16)	8	16	27	55	55	55	55	55	55	27	
Logan TURNER (122)	9	122	55	27	27	27	27	27	27	27	
Owen PATERSON (55)	10	55	16	16	16	16	16	16	16	16	
-	11										

Clerk of the Course.

Sig : Time :

Chief Timekeeper : Ian Sharp (SMART Timing)

Results available at www.speedhive.com and www.smart-timing.co.uk

Printed: 14/04/2018 15:55:22

Orbits



KMSC National Motorcycle Racing

KMSC Championship 125's

Knockhill 1.267 miles

Race 17 - 3rd Race

15/04/2018 10:30

Race (10 Laps)

POLE POSITION

1	1 69 Mark BOWRAN	2 22 Ross MAGUIRE	3 99 Marc GIBSON
2	4 33 Declan CONNELL	5 55 Owen PATERSON	6 12 Jimmy MUIR
3	7 122 Logan TURNER	8 27 Jordan HAY	9 16 Mia KELLAS
4	10 58 James McLAREN	11 118 Rod WALKER	

Clerk of the Course.

Sig : Time :

Chief Timekeeper : Ian Sharp (SMART Timing)

Results available at www.speedhive.com and www.smart-timing.co.uk

Orbits



Race Results

KMSC National Motorcycle Racing

Sorted on Laps

KMSC Championship Formula 600's

Knockhill 1.267 miles

Race 10 - 1st Race

14/04/2018 15:30

Race (10 Laps) started at 15:57:29

Pos	No.	Name	Make/Model	CC	Class	Laps	Total Tm	Diff	Best Tm	In Lap	Avg. Speed
1	69	Rory SKINNER	Kawasaki	ZX6R	S6	10	8:45.418		52.128	9	86.809
2	12	William MONIE	Suzuki	GSXR600	S6	10	8:45.484	0.066	51.994	9	86.798
3	64	Sam MUNRO	Kawasaki	ZX6R 600	S6	10	8:46.267	0.849	51.935	9	86.669
4	1	Bruce BIRNIE	Kawasaki	ZX6	S6	10	8:47.961	2.543	51.809	9	86.391
5	119	Kristopher DUNCAN	Kawasaki	ZX6R 600	S6	10	8:48.014	2.596	52.075	9	86.382
6	38	William BERGIN	Kawasaki	ZX6R 600	S6	10	9:00.415	14.997	52.973	9	84.400
7	77	Angus MEARNS	Yamaha	R6 600	S6	10	9:03.668	18.250	53.121	5	83.895
8	8	Jon DICKIE	Yamaha	R6 600	S6	10	9:05.012	19.594	53.945	4	83.688
9	87	Steven ALLISON	Kawasaki	ZX6R 600	S6	10	9:05.580	20.162	53.714	3	83.601
10	47	Steven HADDOW	Kawasaki	ZX6R 600	S6	10	9:07.272	21.854	53.895	9	83.342
11	5	Simon SMAIL	Triumph	Daytona 675R	S6	10	9:12.297	26.879	54.423	6	82.584
12	26	Alan MacGREGOR	Kawasaki		S6	10	9:12.465	27.047	54.274	7	82.559
13	21	Mike SWANSON	Yamaha	R6 600	S6	10	9:12.791	27.373	53.644	10	82.510
14	11	Patrick FORMAN	Kawasaki	ZX6R 600	S6	10	9:13.139	27.721	53.577	10	82.458
15	2	Lewis PATERSON	Yamaha	R6 600	S6	10	9:17.455	32.037	54.391	9	81.820
16	28	Paul BOWERBANK	Yamaha	R6 600	S6	10	9:23.048	37.630	55.369	3	81.007
17	7	Peter DUNCAN	Triumph	Daytona 675R	S6	10	9:23.105	37.687	54.611	10	80.999
18	27	Andrew DONALD	Kawasaki	ZX6R 600	S6	10	9:23.863	38.445	55.272	10	80.890
19	61	Siobhan FLYNN	Yamaha	R6 600	S6	10	9:24.718	39.300	54.650	10	80.768
20	25	Jim PURVIS	Yamaha	R6 600	S6	9	8:47.988	1 Lap	57.929	3	77.748
21	6	James WILKEN	Yamaha	R6 600	S6	9	8:50.287	1 Lap	57.953	7	77.411
22	48	Mark FARRELL	Yamaha	R6 600	S6	9	9:00.325	1 Lap	58.962	9	75.972
23	58	Barry STEWART	Kawasaki	ZX6R 600	S6	9	9:01.185	1 Lap	58.983	8	75.852
24	92	Christopher SCOTT	Yamaha	R6 600	S6	9	9:20.457	1 Lap	59.939	9	73.243
25	22	Chris SPELLMAN	Yamaha	R6 600	S6	9	9:21.007	1 Lap	59.313	9	73.172
26	50	Calum JACKSON	Triumph	Daytona 675	S6	9	9:23.103	1 Lap	1:00.970	8	72.899
27	37	Kevin MONAGHAN			S6	9	9:34.521	1 Lap	1:02.392	9	71.451

Not classified

DNS	10	Alex PEACOCK	Triumph	Daytona 675R	S6			DNS		0	-
DNS	33	Tommy MacGOWAN	Yamaha	R6 600	S6			DNS		0	-

Announcements

New Track Record (51.809) for KMSC Superstock 600 by Bruce BIRNIE.

Margin of Victory	Avg. Speed	Best Lap Tm	Best Speed	Best Lap by
0.066	86.809	51.809	88.037	1 - Bruce BIRNIE

Clerk of the Course.

Orbits

 Sig : Time :
 Chief Timekeeper : Ian Sharp (SMART Timing)

 Results available at www.speedhive.com and www.smart-timing.co.uk

Printed: 14/04/2018 16:14:14





KMSC National Motorcycle Racing

KMSC Championship Formula 600's

Knockhill 1.267 miles

Race 10 - 1st Race

14/04/2018 15:30

Race (10 Laps) started at 15:57:29

Lap	Time of Day	Lap Tm	S1	S2	S3	S3Spd	SFSpd
(69) Rory SKINNER							
1	15:58:22.431			20.356	15.079	125.905	121.133
2	15:59:15.392	52.961	17.813	20.209	14.939	128.313	122.236
3	16:00:07.931	52.539	17.580	20.156	14.803	128.068	122.236
4	16:01:00.358	52.427	17.457	20.021	14.949	129.053	122.014
5	16:01:52.772	52.414	17.317	20.145	14.952	126.857	122.236
6	16:02:45.128	52.356	17.339	20.022	14.995	127.824	121.792
7	16:03:37.428	52.300	17.352	20.041	14.907	127.824	122.014
8	16:04:29.633	52.205			14.858	127.339	122.683
9	16:05:21.761	52.128		19.950	14.917	127.098	122.014
10	16:06:14.666	52.905	17.780	20.190	14.935	127.098	122.459

(12) William MONIE							
1	15:58:22.451			20.269	15.053	127.824	125.201
2	15:59:15.010	52.559	17.500	20.178	14.881	128.068	124.504
3	16:00:07.579	52.569	17.602	20.003	14.964	128.313	124.044
4	16:01:00.400	52.821	17.468	20.204	15.149	128.559	126.618
5	16:01:52.848	52.448	17.571	20.017	14.860	128.805	126.857
6	16:02:45.393	52.545	17.433	19.960	15.152	128.559	125.670
7	16:03:37.514	52.121	17.405	19.784	14.932	129.551	126.857
8	16:04:29.820	52.306	17.439	19.898	14.969	127.824	126.618
9	16:05:21.814	51.994	17.285	19.767	14.942	128.068	126.380
10	16:06:14.732	52.918			14.748	128.313	126.857

(64) Sam MUNRO							
1	15:58:23.140			20.337	15.160	128.313	122.683
2	15:59:15.478	52.338	17.436	20.058	14.844	128.313	122.908
3	16:00:08.053	52.575	17.566	20.203	14.806	128.805	122.908
4	16:01:00.619	52.566	17.484	20.057	15.025	129.551	123.360
5	16:01:53.147	52.528	17.452	20.288	14.788	127.824	123.587
6	16:02:45.551	52.404	17.326	20.031	15.047	129.302	123.360
7	16:03:37.817	52.266	17.397	19.972	14.897	128.068	122.459
8	16:04:30.138	52.321	17.263	20.003	15.055	129.053	122.908
9	16:05:22.073	51.935	17.128	19.875	14.932	128.805	123.587
10	16:06:15.515	53.442	17.566	20.973	14.903	126.857	122.014

(1) Bruce BIRNIE							
1	15:58:23.576			20.207	15.294	128.068	122.908
2	15:59:16.648	53.072	17.671	20.230	15.171	128.559	122.236
3	16:00:08.991	52.343	17.370	19.935	15.038	126.857	123.360
4	16:01:01.253	52.262	17.244	19.843	15.175	129.802	124.044
5	16:01:53.848	52.595	17.523	19.994	15.078	129.802	124.504
6	16:02:46.331	52.483	17.398	19.831	15.254	129.802	123.815
7	16:03:39.630	53.299	18.398	19.854	15.047	129.302	123.587
8	16:04:31.753	52.123	17.288	19.579	15.256	130.560	122.908
9	16:05:23.562	51.809	17.114	19.651	15.044	127.339	123.360
10	16:06:17.209	53.647	17.707	20.710	15.230	127.098	122.459

(119) Kristopher DUNCAN							
1	15:58:22.893			20.139	15.211	127.581	125.201
2	15:59:16.201	53.308	18.110	20.236	14.962	129.053	124.044
3	16:00:08.551	52.350	17.584	19.881	14.885	129.551	124.273
4	16:01:00.950	52.399	17.465	19.863	15.071	131.584	125.905
5	16:01:53.587	52.637	17.642	20.013	14.982	130.560	125.905
6	16:02:46.039	52.452	17.460	19.880	15.112	130.560	124.735
7	16:03:39.358	53.319	18.575	19.795	14.949	128.805	124.504
8	16:04:31.968	52.610	17.269	19.731	15.610	129.802	125.201
9	16:05:24.043	52.075	17.479	19.650	14.946	130.053	125.201
10	16:06:17.262	53.219	17.453	20.633	15.133	130.814	124.273

(38) William BERGIN							
1	15:58:24.665			20.812	15.564	122.908	119.621
2	15:59:18.355	53.690	17.791	20.445	15.454	123.360	118.147
3	16:00:11.839	53.484	17.741	20.387	15.356	123.587	118.775
4	16:01:05.312	53.473	17.649	20.389	15.435	123.133	118.985
5	16:01:58.483	53.171	17.547	20.359	15.265	123.133	119.196
6	16:02:52.040	53.557	17.589	20.452	15.516	123.133	118.985
7	16:03:47.109	55.069	18.621	20.790	15.658	124.044	120.049
8	16:04:41.578	54.469	18.343	20.588	15.538	122.683	120.049
9	16:05:34.551	52.978	17.547	20.087	15.339	123.815	119.621
10	16:06:29.663	55.112	17.557	21.226	16.329	123.360	119.409

(77) Angus MEARNES							
1	15:58:26.842						
2	15:59:21.775	54.933	18.330				

Lap	Time of Day	Lap Tm	S1	S2	S3	S3Spd	SFSpd
1	15:58:28.264			21.728	15.802	126.618	121.133
2	15:59:22.308	54.044	18.037	20.261	15.746	128.068	120.049
3	16:00:16.599	54.291	18.054	20.424	15.813	129.551	120.915
4	16:01:10.143	53.544	17.894	20.395	15.255	124.504	121.572
5	16:02:03.264	53.121	17.510	20.409	15.202	127.581	123.133
6	16:02:57.152	53.888	17.852	20.603	15.433	123.587	122.908
7	16:03:50.825	53.673	17.868	20.605	15.200	127.339	121.133
8	16:04:45.645	54.820	17.755	21.753	15.312	123.133	121.133
9	16:05:39.129	53.484	17.685	20.523	15.276	122.908	121.792
10	16:06:32.916	53.787	17.634	20.555	15.598	124.968	119.621

(8) Jon DICKIE							
1	15:58:25.335			20.912	15.436	125.670	119.196
2	15:59:19.744	54.409	17.932	21.146	15.331	124.044	120.265
3	16:00:13.723	53.979	17.846	20.590	15.543	122.908	120.265
4	16:01:07.668	53.945	17.965	20.690	15.290	123.133	120.265
5	16:02:01.939	54.271	17.786	20.965	15.520	122.236	120.480
6	16:02:55.915	53.976	17.897	20.781	15.298	122.908	120.915
7	16:03:50.010	54.095	17.792	20.954	15.349	122.908	120.697
8	16:04:45.839	55.829	18.134	22.207	15.488	121.352	120.697
9	16:05:40.016	54.177	17.854	21.011	15.312	121.792	119.196
10	16:06:34.260	54.244	18.207	20.812	15.225	125.905	120.697

(87) Steven ALLISON							
1	15:58:26.185			20.993	16.354	121.133	114.714
2	15:59:20.327	54.142	17.799	20.682	15.661	124.044	117.116
3	16:00:14.041	53.714	17.610	20.580	15.524	124.504	118.356
4	16:01:08.225	54.184	17.912	20.590	15.682	122.683	117.733
5	16:02:02.834	54.609	17.765	21.118	15.726	121.352	117.321
6	16:02:57.565	54.731	17.992	20.916	15.823	120.265	118.565
7	16:03:51.810	54.245	17.687	20.655	15.903	122.908	117.116
8	16:04:46.821	55.011	18.246	21.296	15.469	120.915	119.196
9	16:05:40.660	53.839	17.849	20.333	15.657	121.792	117.733
10	16:06:34.828	54.168	17.795	20.852	15.521	124.504	118.356

(47) Steven HADDOW							
1	15:58:25.364			21.069	15.669	123.815	120.480
2	15:59:19.513	54.149	17.757	20.975	15.417	121.792	119.409
3	16:00:13.608	54.095	17.806	20.868	15.421	121.572	119.835
4	16:01:07.911	54.303	17.805	20.953	15.545	121.133	120.480
5	16:02:02.644	54.733	17.896	21.093	15.744	122.459	119.409
6	16:02:57.048	54.404	18.050	20.918	15.436	122.236	119.835
7	16:03:51.882	54.834	17.817	20.925	16.092	121.572	121.352
8	16:04:46.465	54.583	18.021	21.184	15.378	122.908	121.352
9	16:05:40.360	53.895	17.742	20.637	15.516	122.908	119.835
10	16:06:36.520	56.160	17.776	20.576	17.808	123.360	102.298

(5) Simon SMAIL							
1	15:58:26.564			21.078	16.077	122.014	118.985
2	15:59:21.493	54.929	18.382	20.843	15.704	124.504	119.621
3	16:00:16.139	54.646	18.193	20.773	15.680	123.815	119.621
4	16:01:11.521	55.382	18.561	20.847	15.974	122.908	121.133
5	16:02:06.151	54.630	18.198	21.012	15.420	122.459	119.835
6	16:03:00.574	54.423	18.172	20.827	15.424	122.459	119.196
7	16:03:55.329	54.755	18.154	21.079	15.522	122.459	120.049
8	16:04:50.101	54.772	18.645	20.802	15.325	122.908	120.915
9	16:05:46.879	56.778	19.481	21.725	15.572	122.236	119.409
10	16:06:41.545	54.666	18.141	20.861	15.664	122.459	117.940

(26) Alan MacGREGOR							
1	15:58:27.406			21.367	15.688	125.201	120.697
2	15:59:22.451	55.045	18.233	20.817	15.995	125.670	118.775
3	16:00:17.167	54.716	18.392	20.701	15.623	125.670	120.697
4	16:01:12.042	54.875	18.267	20.783	15.825	125.435	120.049
5	16						

KMSC National Motorcycle Racing

KMSC Championship Formula 600's

Knockhill 1.267 miles

Race 10 - 1st Race

14/04/2018 15:30

Race (10 Laps) started at 15:57:29

Lap	Time of Day	Lap Tm	S1	S2	S3	S3Spd	SFSpd	Lap	Time of Day	Lap Tm	S1	S2	S3	S3Spd	SFSpd
(11) Patrick FORMAN								(25) Jim PURVIS							
1	15:58:28.605			21.586	16.297	124.504	117.321	1	15:58:30.802				22.453	16.441	119.196
2	15:59:23.452	54.847	18.338	20.807	15.702	124.735	115.903	2	15:59:29.657	58.855	19.669		22.243	16.943	114.714
3	16:00:18.362	54.910	18.414	20.714	15.782	122.683	118.775	3	16:00:27.586	57.929	19.316		22.406	16.207	117.321
4	16:01:12.620	54.258	18.240	20.436	15.582	123.815	119.621	4	16:01:25.603	58.017	19.486		22.214	16.317	117.733
5	16:02:07.273	54.653	18.146	20.820	15.687	126.142	119.621	5	16:02:24.313	58.710	19.731		22.515	16.464	117.733
6	16:03:01.649	54.376	18.203	20.640	15.533	126.618	120.265	6	16:03:22.416	58.103	19.455		22.296	16.352	116.103
7	16:03:56.487	54.838	18.458	20.677	15.703	124.968	119.835	7	16:04:20.656	58.240	19.275		22.262	16.703	116.912
8	16:04:52.562	56.075	18.780	21.709	15.586	124.968	119.621	8	16:05:19.041	58.385	19.305		22.540	16.540	117.116
9	16:05:48.810	56.248	18.434	22.306	15.508	122.014	117.940	9	16:06:17.236	58.195	19.664	22.009	16.522	116.709	116.304
10	16:06:42.039	53.644	17.748	20.398	15.498	127.581	122.014	(6) James WILKEN							
(2) Lewis PATERSON								1	15:58:32.742			23.074	17.011	120.697	119.621
1	15:58:31.571			21.853	16.396	126.380	121.352	2	15:59:31.967	59.225	20.186	22.474	16.565	124.504	118.565
2	15:59:27.437	55.866	18.620	21.199	16.047	125.670	121.572	3	16:00:30.346	58.379	19.799	22.222	16.358	121.792	119.196
3	16:00:22.510	55.073	18.244	20.922	15.907	126.857	122.236	4	16:01:28.636	58.290	19.749	22.019	16.522	122.236	118.147
4	16:01:17.492	54.982	18.313	20.864	15.805	126.618	122.683	5	16:02:26.819	58.183	19.704	22.043	16.436	122.459	119.835
5	16:02:12.545	55.053	18.287	20.856	15.910	126.142	122.459	6	16:03:25.293	58.474	19.989	22.060	16.425	122.683	119.196
6	16:03:07.410	54.865	18.414	20.728	15.723	127.098	121.792	7	16:04:23.246	57.953	19.623	21.994	16.336	122.683	119.196
7	16:04:01.931	54.521	18.106	20.685	15.730	125.905	120.265	8	16:05:21.330	58.084	19.700	21.875	16.509	122.459	119.621
8	16:04:56.864	54.933	17.979	21.076	15.878	126.142	121.792	9	16:06:19.535	58.205	19.786	21.898	16.521	121.572	119.196
9	16:05:51.255	54.391	17.905	20.814	15.672	126.618	122.908	(48) Mark FARRELL							
10	16:06:46.703	55.448	18.271	20.844	16.333	126.380	111.474	1	15:58:34.073			23.259	17.161	120.915	116.709
(28) Paul BOWERBANK								2	15:59:33.540	59.467	19.791	22.709	16.967	121.792	118.356
1	15:58:29.045			21.616	16.865	123.815	117.733	3	16:00:32.809	59.269	19.872	22.490	16.907	121.352	116.912
2	15:59:24.783	55.738	18.533	21.024	16.181	124.273	118.985	4	16:01:32.304	59.495	19.767	22.744	16.984	118.775	117.321
3	16:00:20.152	55.369	18.492	20.785	16.092	123.360	119.621	5	16:02:31.575	59.271	19.679	22.484	17.108	118.985	116.103
4	16:01:16.095	55.943	18.653	21.059	16.231	124.273	119.196	6	16:03:31.414	59.839	19.850	22.896	17.093	120.265	116.912
5	16:02:11.798	55.703	18.492	20.873	16.338	124.735	116.506	7	16:04:31.431	1:00.017	20.116	22.964	16.937	117.733	117.321
6	16:03:07.847	56.049	18.589	21.185	16.275	123.133	118.565	8	16:05:30.611	59.180	19.525	22.901	16.754	119.835	117.733
7	16:04:03.796	55.949	18.703	21.052	16.194	123.587	117.526	9	16:06:29.573	58.962	19.671	22.750	16.541	120.915	117.733
8	16:04:59.834	56.038	18.582	21.065	16.391	122.683	117.526	(58) Barry STEWART							
9	16:05:56.373	56.539	18.906	21.180	16.453	122.236	117.526	1	15:58:32.359			22.706	17.319	121.572	114.323
10	16:06:52.296	55.923	18.701	21.088	16.134	123.133	116.912	2	15:59:32.444	1:00.085			17.227	117.733	115.305
(7) Peter DUNCAN								3	16:00:31.464	59.020	19.749	22.272	16.999	121.572	115.903
1	15:58:29.640			22.073	16.490	125.201	117.940	4	16:01:30.853	59.389	19.834	22.330	17.225	120.480	115.703
2	15:59:25.981	56.341	18.922	21.384	16.035	124.504	118.356	5	16:02:31.473	1:00.620	20.190	23.175	17.255	118.147	114.910
3	16:00:21.781	55.800	18.544	21.037	16.219	124.273	118.356	6	16:03:32.012	1:00.539	20.426	22.683	17.430	121.792	115.107
4	16:01:17.071	55.290	18.384	20.877	16.029	124.735	119.621	7	16:04:32.268	1:00.256	20.001	22.986	17.269	115.903	113.549
5	16:02:13.175	56.104	19.087	20.983	16.034	125.435	120.265	8	16:05:31.251	58.983	19.687	22.426	16.870	122.014	115.903
6	16:03:08.960	55.785	18.457	21.171	16.157	126.142	120.480	9	16:06:30.433	59.182	19.466	22.470	17.246	122.908	115.903
7	16:04:04.410	55.450	18.372	20.871	16.207	126.618	120.480	(92) Christopher SCOTT							
8	16:05:00.412	56.002	18.616	21.128	16.258	124.968	119.621	1	15:58:35.578			24.241	17.409	115.903	116.709
9	16:05:57.742	57.330	19.227	21.990	16.113	124.044	119.196	2	15:59:37.100	1:01.522	20.755	23.696	17.071	116.304	115.703
10	16:06:52.353	54.611	18.131	20.509	15.971	127.098	119.621	3	16:00:39.583	1:02.483	20.880	24.076	17.527	112.033	112.786
(27) Andrew DONALD								4	16:01:42.237	1:02.654	20.879	24.113	17.662	109.832	114.323
1	15:58:27.772			21.458	16.192	120.480	118.356	5	16:02:45.096	1:02.859	21.282	24.361	17.216	114.910	115.703
2	15:59:24.073	56.301	18.825	21.124	16.352	120.697	117.940	6	16:03:46.619	1:01.523	21.308	23.062	17.153	119.835	116.103
3	16:00:19.572	55.499	18.355	20.991	16.153	120.049	117.940	7	16:04:48.244	1:01.625	21.001	23.766	16.858	115.504	117.321
4	16:01:15.391	55.819	18.457	21.250	16.112	120.697	116.912	8	16:05:49.766	1:01.522	20.979	23.477	17.066	120.480	115.504
5	16:02:11.819	56.428	18.528	21.440	16.460	118.775	116.506	9	16:06:49.705	59.939	20.143	22.739	17.057	119.621	115.504
6	16:03:08.435	56.616	19.324	21.197	16.095	122.236	118.565	(22) Chris SPELLMAN							
7	16:04:03.889	55.454	18.499	21.006	15.949	121.792	118.775	1	15:58:37.060			24.150	17.640	115.107	110.739
8	16:05:00.554	56.665	18.882	21.500	16.283	115.504	117.733	2	15:59:38.940	1:01.880	21.009	23.325	17.546	113.742	110.193
9	16:05:57.839	57.285	19.379	21.946	15.960	121.352	117.940	3	16:00:40.533	1:01.593	20.735	23.501	17.357	114.714	111.846
10	16:06:53.111	55.272	18.525	20.927	15.820	120.697	117.733	4	16:01:42.422	1:01.889	20.826	23.752	17.311	113.742	112.408
(61) Siobhan FLYNN								5	16:02:44.597	1:02.175	20.893	23.947	17.335	114.323	110.922
1	15:58:29.621			22.063	16.012	124.504	117.733	6	16:03:46.286	1:01.689	21.057	23.164	17.468	115.107	110.739
2	15:59:26.208	56.587	18.744	21.560	16.283	121.133	122.014	7	16:04:49.088	1:02.802	20.888	24.094	17.820	113.549	112.597
3	16:00:22.032	55.824	18.660	21.266	15.898	123.360	115.107	8	16:05:50.942	1:01.854	20.674	23.757	17.423	116.103	111.846
4	16:01:18.487	56.455	19.360	21.178	15.917	123.815	118.356	9	16:06:50.255	59.313	19.853	22.798	16.662	116.709	112.220
(50) Calum JACKSON															

Clerk of the Course.

Orbits

Sig : Time :
 Chief Timekeeper : Ian Sharp (SMART Timing)
 Results available at www.speedhive.com and www.smart-timing.co.uk



KMSC National Motorcycle Racing

KMSC Championship Formula 600's

Knockhill 1.267 miles

Race 10 - 1st Race

14/04/2018 15:30

Race (10 Laps) started at 15:57:29

Lap	Time of Day	Lap Tm	S1	S2	S3	S3Spd	SFSpd	Lap	Time of Day	Lap Tm	S1	S2	S3	S3Spd	SFSpd
1	15:58:37.547			23.772	17.431	113.742	111.474								
2	15:59:40.436	1:02.889	21.428	23.646	17.815	111.474	111.105								
3	16:00:42.928	1:02.492	21.434	23.827	17.231	116.103	114.518								
4	16:01:44.907	1:01.979	20.923	23.775	17.281	112.033	113.166								
5	16:02:46.138	1:01.231	20.772	23.166	17.293	110.012	115.903								
6	16:03:47.455	1:01.317	20.787	23.350	17.180	117.940	115.107								
7	16:04:49.862	1:02.407	20.517	23.967	17.923	116.709	108.588								
8	16:05:50.832	1:00.970	20.743	23.526	16.701	119.621	113.935								
9	16:06:52.351	1:01.519			17.685	117.940	115.305								

(37) Kevin MONAGHAN

1	15:58:36.905			24.314	18.169	109.653	113.742								
2	15:59:40.267	1:03.362	21.415	24.014	17.933	116.709	113.935								
3	16:00:42.844	1:02.577	20.818	24.115	17.644	116.709	113.357								
4	16:01:45.809	1:02.965	20.519	24.282	18.164	110.012	113.357								
5	16:02:49.042	1:03.233	21.044	23.921	18.268	108.588	112.220								
6	16:03:52.812	1:03.770	21.413	24.216	18.141	115.305	112.976								
7	16:04:58.032	1:05.220	21.874	24.557	18.789	112.597	113.166								
8	16:06:01.377	1:03.345	21.464	23.972	17.909	111.660	114.129								
9	16:07:03.769	1:02.392	21.114	23.724	17.554	117.526	112.408								

Clerk of the Course.

Sig : Time :

Chief Timekeeper : Ian Sharp (SMART Timing)

Results available at www.speedhive.com and www.smart-timing.co.uk

Printed: 14/04/2018 16:14:47

Orbits



KMSC National Motorcycle Racing

Lapchart

KMSC Championship Formula 600's

Knockhill 1.267 miles

Race 10 - 1st Race

14/04/2018 15:30

Race (10 Laps) started at 15:57:29

Competitors	Laps										
	1	2	3	4	5	6	7	8	9	10	
Rory SKINNER (69)	1	69	12	12	69	69	69	69	69	69	69
William MONIE (12)	2	12	69	69	12	12	12	12	12	12	12
Kristopher DUNCAN (119)	3	119	64	64	64	64	64	64	64	64	64
Sam MUNRO (64)	4	64	119	119	119	119	119	1	1	1	1
Bruce BIRNIE (1)	5	1	1	1	1	1	1	1	119	119	119
William BERGIN (38)	6	38	38	38	38	38	38	38	38	38	38
Jon DICKIE (8)	7	8	47	47	8	8	8	8	77	77	77
Steven HADDOW (47)	8	47	8	8	47	47	47	77	8	8	8
Steven ALLISON (87)	9	87	87	87	87	87	77	87	47	47	87
Simon SMAIL (5)	10	5	5	5	77	77	87	47	87	87	47
Mike SWANSON (21)	11	21	21	77	5	5	5	5	5	5	5
Alan MacGREGOR (26)	12	26	77	21	26	21	21	26	26	26	26
Andrew DONALD (27)	13	27	26	26	21	26	26	21	21	21	21
Angus MEARNS (77)	14	77	11	11	11	11	11	11	11	11	11
Patrick FORMAN (11)	15	11	27	27	27	28	2	2	2	2	2
Paul BOWERBANK (28)	16	28	28	28	28	27	28	28	28	28	28
Siobhan FLYNN (61)	17	61	7	7	7	2	27	27	7	7	7
Peter DUNCAN (7)	18	7	61	61	2	7	7	7	27	27	27
Jim PURVIS (25)	19	25	2	2	61	61	61	61	61	61	61
Lewis PATERSON (2)	20	2	25	25	25	25	25	25	25	25	25
Barry STEWART (58)	21	58	6	6	6	6	6	6	6	6	6
James WILKEN (6)	22	6	58	58	58	58	48	48	48	48	48
Mark FARRELL (48)	23	48	48	48	48	48	58	58	58	58	58
Christopher SCOTT (92)	24	92	92	92	92	22	22	92	92	92	92
Kevin MONAGHAN (37)	25	37	22	22	22	92	92	22	50	22	22
Chris SPELLMAN (22)	26	22	37	37	50	50	50	50	22	50	50
Calum JACKSON (50)	27	50	50	50	37	37	37	37	37	37	37
-	28										
-	29										

Clerk of the Course.

Sig : Time :
Chief Timekeeper : Ian Sharp (SMART Timing)

Results available at www.speedhive.com and www.smart-timing.co.uk

Printed: 14/04/2018 16:15:16

Orbits



KMSC National Motorcycle Racing

KMSC Championship Formula 600's

Knockhill 1.267 miles

Race 18 - 2nd Race

15/04/2018 10:45

Race (10 Laps)

POLE POSITION

1	1 69 Rory SKINNER	2 12 William MONIE	3 64 Sam MUNRO
2	4 1 Bruce BIRNIE	5 119 Kristopher DUNCAN	6 38 William BERGIN
3	7 77 Angus MEARNS	8 8 Jon DICKIE	9 87 Steven ALLISON
4	10 47 Steven HADDOW	11 5 Simon SMAIL	12 26 Alan MacGREGOR
5	13 21 Mike SWANSON	14 11 Patrick FORMAN	15 2 Lewis PATERSON
6	16 28 Paul BOWERBANK	17 7 Peter DUNCAN	18 27 Andrew DONALD
7	19 61 Siobhan FLYNN	20 25 Jim PURVIS	21 6 James WILKEN
8	22 48 Mark FARRELL	23 58 Barry STEWART	24 92 Christopher SCOTT
9	25 22 Chris SPELLMAN	26 50 Calum JACKSON	27 37 Kevin MONAGHAN
10	28 10 Alex PEACOCK	29 33 Tommy MacGOWAN	

Clerk of the Course.

Orbits

Sig : Time :

Chief Timekeeper : Ian Sharp (SMART Timing)

Results available at www.speedhive.com and www.smart-timing.co.uk



Race Results

KMSC National Motorcycle Racing

Sorted on Laps

KMSC Pre-Injection 600's

Knockhill 1.267 miles

Race 11 - 1st Race - AMENDED RESULT

14/04/2018 15:45

Race (10 Laps) started at 16:12:32

Pos	No.	Name	Make/Model	CC	Class	Laps	Total Tm	Diff	Best Tm	In Lap	Avg. Speed
1	22	William MASON	Yamaha	R6 600	PI6	10	9:18.911		54.844	4	81.607
2	35	Adrian TEASDALE	Yamaha	R6 600	PI6	10	9:27.598	8.687	55.558	2	80.358
3	60	Dougie BROWN	Yamaha	R6 600	PI6	10	9:33.348	14.437	56.278	3	79.552
4	54	Cameron ROBB	Yamaha	R6 600	PI6	10	9:34.291	15.380	56.685	9	79.421
5	11	Ross WATTS	Yamaha	R6 600	PI6	10	9:39.306	20.395	56.959	5	78.734
6	38	Mark LANGLANDS	Yamaha	R6 600	PI6	10	9:46.964	28.053	56.846	10	77.707
7	70	Simon HARDY	Yamaha	R6 600	PI6	10	9:47.096	28.185	56.355	10	77.689
8	8	Patryk MOTYKA	Yamaha	R6 600	PI6	10	9:47.285	28.374	56.474	10	77.664
9	51	Neil MUNRO	Yamaha	R6 600	PI6	10	9:52.182	33.271	58.327	9	77.022
10	92	Andrew CRAIGMILE	Yamaha	R6 600	PI6	10	9:54.305	35.394	58.175	8	76.747
11	17	Gary WHITEFORD	Kawasaki	ZX6R	PI6	10	9:57.613	38.702	58.585	5	76.322
12	888	Joe CAIRNEY	Yamaha	R6 600	PI6	10	10:05.622	46.711	59.047	2	75.313
13	34	Darren GREENE	Yamaha	R6 600	PI6	10	10:06.931	48.020	59.154	6	75.150
14	95	Michael MacKINNON	Yamaha	R6 600	PI6	9	9:17.959	1 Lap	1:00.379	3	73.571
15	93	Lee SEAGER	Yamaha	ZX6R Ninja	PI6	9	9:19.032	1 Lap	1:00.437	5	73.430
16	73	Fraser CAMERON	Yamaha	R6 600	PI6	9	9:25.723	1 Lap	1:00.790	2	72.562
17	21	Andy LOCK	Yamaha	R6 600	PI6	9	9:31.990	1 Lap	1:01.332	9	71.767
18	126	Martin BULMAN	Honda	CBR600FX	PI6	9	9:34.179	1 Lap	1:01.631	4	71.493
19	66	Derek McGREGOR	Yamaha	R6 5EB	PI6	9	9:38.910	1 Lap	1:02.272	9	70.909
Not classified											
DNF	23	Paul REID	Honda	CBR600	PI6	7	8:37.019	DNF	1:10.978	2	61.753
DNS	15	Jon DICKIE	Yamaha	R6 600	PI6			DNS		0	-
DNS	68	Andrew JONES-LOFTING	Honda	CBR600FX	PI6			DNS		0	-
DNS	31	Darren ANDERSON	Kawasaki	ZXR 600	PI6			DNS		0	-
DNS	168	Paul WISHART	Yamaha	R6 600	PI6			DNS		0	-
DQ	41	Kieran MURRAY	Yamaha	R6 600	PI6	10	9:15.762	DQ	54.264	4	82.069

Announcements

AMENDED RESULT - Bike No.41 - Excluded - Technical infringement.

Margin of Victory	Avg. Speed	Best Lap Tm	Best Speed	Best Lap by
8.687	81.607	54.844	83.165	22 - William MASON

Clerk of the Course.

Orbits

Sig : Time :

Chief Timekeeper : Ian Sharp (SMART Timing)

 Results available at www.speedhive.com and www.smart-timing.co.uk

Printed: 15/04/2018 10:18:05



KMSC National Motorcycle Racing

KMSC Pre-Injection 600's

Knockhill 1.267 miles

Race 11 - 1st Race - AMENDED RESULT

14/04/2018 15:45

Race (10 Laps) started at 16:12:32

Lap	Time of Day	Lap Tm	S1	S2	S3	S3Spd	SFSpd	Lap	Time of Day	Lap Tm	S1	S2	S3	S3Spd	SFSpd
(22) William MASON								(8) Patryk MOTYKA							
1	16:13:30.202			21.195	15.864	114.714	113.742	1	16:13:37.503			23.933	16.481	118.356	114.323
2	16:14:25.630	55.428	18.334	21.180	15.914	114.323	113.935	2	16:14:35.439	57.936	19.018	22.349	16.569	117.321	114.518
3	16:15:20.989	55.359	18.425	21.124	15.810	116.912	114.910	3	16:15:33.726	58.287	19.227	22.107	16.953	116.304	112.597
4	16:16:15.833	54.844	18.262	20.846	15.736	117.526	114.714	4	16:16:31.470	57.744	19.012	22.184	16.548	115.903	112.408
5	16:17:11.249	55.416	18.574	21.013	15.829	116.506	115.107	5	16:17:29.542	58.072	18.971	22.249	16.852	116.506	110.556
6	16:18:06.357	55.108	18.382	20.914	15.812	117.940	114.129	6	16:18:29.283	59.741	19.326	22.281	17.134	115.504	113.549
7	16:19:02.135	55.778	18.521	21.329	15.928	117.526	114.518	7	16:19:27.269	57.986	18.973	22.155	16.858	115.504	112.033
8	16:19:58.350	56.215	18.359	21.562	16.294	117.526	114.323	8	16:20:25.185	57.916	19.208	22.105	16.603	116.506	105.681
9	16:20:55.219	56.869	18.746	22.141	15.982	117.526	114.518	9	16:21:22.887	57.702	19.432	21.501	16.769	117.940	112.597
10	16:21:51.057	55.838	18.390	21.483	15.965	117.733	114.323	10	16:22:19.242	56.355	18.734	21.467	16.154	118.147	114.323
(35) Adrian TEASDALE								(51) Neil MUNRO							
1	16:13:32.232				16.319	120.049	115.903	1	16:13:37.839				16.942	116.912	114.129
2	16:14:27.790	55.558			15.591	118.985	115.903	2	16:14:35.984	58.145			16.713	118.565	115.703
3	16:15:23.351	55.561			15.770	117.940	114.910	3	16:15:34.934	58.950	19.925	22.351	16.674	116.103	115.305
4	16:16:19.315	55.964			15.906	118.985	114.910	4	16:16:33.548	58.614			16.649	111.105	115.903
5	16:17:15.499	56.184			15.888	118.985	114.714	5	16:17:32.098	58.550			16.581	119.409	115.703
6	16:18:11.572	56.073			15.835	119.196	115.703	6	16:18:31.047	58.949	19.899	22.638	16.412	119.196	115.107
7	16:19:08.485	56.913			16.309	120.049	114.518	7	16:19:28.818	57.771			16.552	118.775	114.910
8	16:20:05.216	56.731			16.082	117.733	116.912	8	16:20:25.483	56.665		21.372	16.635	119.196	116.103
9	16:21:02.938	57.722			17.263	121.133	112.976	9	16:21:22.957	57.474	19.353	21.537	16.584	118.356	115.504
10	16:21:59.744	56.806			16.356	119.196	114.518	10	16:22:19.431	56.474			16.227	119.409	116.304
(60) Dougie BROWN								(92) Andrew CRAIGMILE							
1	16:13:31.679			21.556	16.334	111.846	111.105	1	16:13:34.724			22.182	16.972	119.196	113.357
2	16:14:28.261	56.582	18.838	21.532	16.212	115.305	112.408	2	16:14:33.334	58.610	19.406	22.488	16.716	116.304	111.290
3	16:15:24.539	56.278	18.627	21.569	16.082	116.506	113.357	3	16:15:31.679	58.345	19.305	22.116	16.924	116.709	110.374
4	16:16:20.944	56.405	18.645	21.501	16.259	116.709	109.832	4	16:16:30.035	58.356	19.355	22.176	16.825	116.103	110.556
5	16:17:17.983	57.039	19.014	21.692	16.333	114.714	110.012	5	16:17:28.568	58.533	19.744	22.223	16.566	115.703	111.105
6	16:18:15.242	57.259	19.053	21.934	16.272	115.305	111.474	6	16:18:29.385	1:00.817	19.461	24.065	17.291	107.372	111.290
7	16:19:12.613	57.371	19.101	21.969	16.301	116.103	113.166	7	16:19:28.650	59.265	19.781	22.702	16.782	117.733	110.556
8	16:20:09.795	57.182	18.977	21.750	16.455	116.304	111.105	8	16:20:27.560	58.910	19.335	22.208	17.367	116.709	111.846
9	16:21:07.373	57.578	19.264	22.044	16.270	113.935	111.474	9	16:21:25.887	58.327	19.436	22.402	16.489	115.703	109.832
10	16:22:05.494	58.121	19.292	22.224	16.605	114.910	111.105	10	16:22:24.328	58.441	19.481	22.259	16.701	116.304	110.922
(54) Cameron ROBB								(17) Gary WHITEFORD							
1	16:13:33.821			22.207	16.803	114.714	114.518	1	16:13:36.456			22.812	16.867	116.709	108.764
2	16:14:30.634	56.813			16.188	117.526	117.116	2	16:14:35.585	59.129	19.814	22.341	16.974	115.903	109.832
3	16:15:27.801	57.167			16.620	120.049	113.357	3	16:15:34.758	59.173	20.059	22.535	16.579	116.506	112.033
4	16:16:24.897	57.096			16.524	121.352	114.518	4	16:16:33.355	58.597	19.550	22.361	16.686	115.703	112.786
5	16:17:22.188	57.291	18.856	21.555	16.880	118.356	113.549	5	16:17:31.789	58.434	19.228	21.882	17.324	116.103	108.941
6	16:18:19.398	57.210			16.705	115.903	111.290	6	16:18:30.556	58.767	19.666	22.486	16.615	114.518	110.193
7	16:19:16.144	56.746			16.356	118.565	115.305	7	16:19:29.013	58.457	19.330	22.321	16.806	116.709	110.374
8	16:20:12.873	56.729			16.366	120.265	113.935	8	16:20:27.188	58.175	19.368	22.253	16.554	115.903	111.660
9	16:21:09.558	56.685	18.816	21.602	16.267	118.985	112.220	9	16:21:25.414	58.226	19.293	22.394	16.539	112.976	110.739
10	16:22:06.437	56.879			16.271	122.236	116.506	10	16:22:26.451	1:01.037	19.393	22.064	19.580	114.129	85.270
(11) Ross WATTS								(888) Joe CAIRNEY							
1	16:13:34.109			22.242	16.698	112.408	110.374	1	16:13:39.913			24.174	17.395	117.116	108.588
2	16:14:31.504	57.395	19.075	21.768	16.552	114.129	108.941	2	16:14:38.960	59.047	19.814	22.010	17.223	116.103	114.518
3	16:15:28.842	57.338	19.262	21.596	16.480	112.976	109.474	3	16:15:34.095	58.742	19.634	22.457	16.651	109.118	112.220
4	16:16:25.946	57.104	18.782	21.575	16.747	112.033	109.118	4	16:16:33.426	59.331	19.340	22.411	17.580	111.846	
5	16:17:22.905	56.959	18.570	21.594	16.795	113.742	110.374	5	16:17:32.011	58.585	19.399	22.417	16.769	111.105	
6	16:18:20.494	57.589	18.812	21.997	16.780	113.742	108.764	6	16:18:31.679	59.668	19.808	22.694	17.166	111.660	
7	16:19:17.728	57.234	18.870	21.639	16.725	113.357	108.764	7	16:19:30.543	58.864	19.615	22.121	17.128	111.105	
8	16:20:15.889	58.161	19.308	21.756	17.097	113.357	108.238	8	16:20:29.885	59.342				110.193	
9	16:21:13.866	57.977	19.169	21.950	16.858	112.408	108.588	9	16:21:29.695	59.810		22.920	17.258	107.890	
10	16:22:11.452	57.586	18.970	21.902	16.714	112.786	109.118	10	16:22:29.759	1:00.064	19.991	22.931	17.142	110.374	
(38) Mark LANGLANDS								(54) Darren GREENE							
1	16:13:38.110			23.105	18.053	115.107	109.653	1	16:13:39.009				17.176		113.935
2	16:14:35.757	57.647	19.617	21.710	16.320	117.116	112.220	2	16:14:38.649	59.640	19.901	22.419	17.320		113.357
3	16:15:34.895	59.138	19.446	22.897	16.795	112.033	109.474								
4	16:16:33.608	58.713	19.580	22.323	16.810	115.305	109.118								
5	16:17:31.238	57.630	19.654	21.669	16.307	114.714	111.660								
6	16:18:29.613	58.375	19.361	21.896	17.118	115.107	109.653								
7	16:19:27.624	58.011	19.804	22.053	16.154	114.518	111.474								
8	16:20:25.194	57.570	19.033	22.098	16.439	115.305	110.922								
9	16:21:22.264	57.070	18.926	21.696	16.448	113.357	108.764								
10	16:22:19.110	56.846	18.703	21.662	16.481	113.742	109.474								
(70) Simon HARDY															

Clerk of the Course.

Sig : Time :

Chief Timekeeper : Ian Sharp (SMART Timing)

Results available at www.speedhive.com and www.smart-timing.co.uk

Printed: 15/04/2018 10:19:18

Orbits



KMSC National Motorcycle Racing

KMSC Pre-Injection 600's

Knockhill 1.267 miles

Race 11 - 1st Race - AMENDED RESULT

14/04/2018 15:45

Race (10 Laps) started at 16:12:32

Lap	Time of Day	Lap Tm	S1	S2	S3	S3Spd	SFSpd
3	16:15:38.827	1:00.178	20.174	22.478	17.526		112.220
4	16:16:40.146	1:01.319	20.512	22.736	18.071		110.739
5	16:17:40.204	1:00.058	20.174	22.696	17.188		113.357
6	16:18:39.358	59.154	19.746	22.098	17.310		112.597
7	16:19:39.329	59.971	20.466	22.229	17.276		112.597
8	16:20:39.436	1:00.107	20.721	22.033	17.353		112.408
9	16:21:39.158	59.722	19.938	22.580	17.204		113.935
10	16:22:39.077	59.919	20.803	21.954	17.162		113.742

Lap	Time of Day	Lap Tm	S1	S2	S3	S3Spd	SFSpd
(23) Paul REID							
1	16:13:48.763				20.096		101.987
2	16:14:59.741	1:10.978			19.971		104.856
3	16:16:10.738	1:10.997			20.884		100.310
4	16:17:22.876	1:12.138			20.502	87.040	102.298
5	16:18:37.495	1:14.619			21.308		96.005
6	16:19:51.300	1:13.805			21.048	85.706	98.979
7	16:21:09.165	1:17.865			26.809		26.619

(95) Michael MacKINNON

1	16:13:40.872		24.021	18.026	111.660	106.689	
2	16:14:42.774	1:01.902	21.553	22.890	17.459	110.193	105.848
3	16:15:43.153	1:00.379	20.178	22.718	17.483	112.597	106.520
4	16:16:44.156	1:01.003	20.471	22.797	17.735	114.910	105.020
5	16:17:45.380	1:01.224	20.864	22.795	17.565	113.357	106.351
6	16:18:46.118	1:00.738	20.428	22.945	17.365	113.166	104.366
7	16:19:47.355	1:01.237	20.403	23.038	17.796	111.846	104.529
8	16:20:48.762	1:01.407	20.556	23.306	17.545	109.653	105.848
9	16:21:50.105	1:01.343	19.850	23.610	17.883	109.832	106.520

(41) Kieran MURRAY

1	16:13:31.637			21.159	16.225	119.196	115.703
2	16:14:25.931	54.294	18.145	20.482	15.667	118.356	116.506
3	16:15:20.409	54.478	18.211	20.580	15.687	118.985	115.903
4	16:16:14.673	54.264	18.181	20.474	15.609	118.985	115.504
5	16:17:09.729	55.056	18.398	20.691	15.967	119.196	114.910
6	16:18:04.344	54.615	18.372	20.656	15.587	119.409	115.107
7	16:18:58.785	54.441	18.241	20.594	15.606	119.621	115.305
8	16:19:54.043	55.258	18.661	20.757	15.840	119.196	115.107
9	16:20:50.612	56.569	19.285	21.229	16.055	119.409	115.107
10	16:21:47.908	57.296	18.742	21.918	16.636	117.526	102.298

(93) Lee SEAGER

1	16:13:41.337		25.125	18.449	104.366	110.012	
2	16:14:43.141	1:01.804	20.670	23.540	17.594	109.832	108.413
3	16:15:44.907	1:01.766	20.664	23.420	17.682	108.941	106.520
4	16:16:46.232	1:01.325	20.400	23.464	17.461	110.374	107.890
5	16:17:46.669	1:00.437	20.158	23.049	17.230	110.739	109.296
6	16:18:47.458	1:00.789	20.368	23.252	17.169	112.976	109.118
7	16:19:47.930	1:00.472	20.329	22.858	17.285	111.660	108.413
8	16:20:49.358	1:01.428	20.816	22.807	17.805	114.518	107.201
9	16:21:51.178	1:01.820	20.951	23.601	17.268	110.556	103.402

(73) Fraser CAMERON

1	16:13:40.891		23.980	17.650	113.549	111.474	
2	16:14:41.681	1:00.790	20.550	22.732	17.508	113.549	113.742
3	16:15:42.623	1:00.942	20.319	22.868	17.755	113.357	113.742
4	16:16:43.976	1:01.353	20.708	22.911	17.734	112.976	113.742
5	16:17:45.480	1:01.504	20.608	23.026	17.870	112.976	111.660
6	16:18:48.104	1:02.624	21.323	23.248	18.053	111.846	111.846
7	16:19:50.308	1:02.204	21.070	23.052	18.082	112.220	113.166
8	16:20:54.774	1:04.466	21.484	24.403	18.579	109.118	101.678
9	16:21:57.869	1:03.095	21.519	23.722	17.854	109.474	110.922

(21) Andy LOCK

1	16:13:42.157			17.884	114.129	111.105	
2	16:14:45.561	1:03.404	21.966	23.744	17.694	114.323	112.033
3	16:15:48.555	1:02.994	21.208	24.230	17.556	110.922	108.764
4	16:16:50.828	1:02.273	20.863	23.804	17.606	112.408	110.739
5	16:17:53.711	1:02.883	21.281	24.205	17.397	111.105	112.976
6	16:18:55.954	1:02.243		17.093	113.549	112.408	
7	16:19:59.090	1:03.136		17.041	115.107	113.549	
8	16:21:02.804	1:03.714	20.833	23.574	19.307	109.296	109.653
9	16:22:04.136	1:01.332	20.412	23.526	17.394	113.357	109.296

(126) Martin BULMAN

1	16:13:43.173		24.783	18.239	105.848	110.012	
2	16:14:47.956	1:04.783	21.268	24.899	18.616	88.416	109.832
3	16:15:49.834	1:01.878	20.467	23.532	17.879	105.349	112.408
4	16:16:51.465	1:01.631	20.302	23.688	17.641	107.717	110.922
5	16:17:54.227	1:02.762	20.998	24.272	17.492	110.556	112.597
6	16:18:57.299	1:03.072	21.033	24.270	17.769	111.474	110.922
7	16:20:00.723	1:03.424	21.621	24.112	17.691	109.118	108.238
8	16:21:03.464	1:02.741	20.680	23.585	18.476	110.374	112.597
9	16:22:06.325	1:02.861	20.496	24.052	18.313	94.120	111.105

(66) Derek McGREGOR

1	16:13:44.333		25.553	17.872	104.692	105.848	
2	16:14:49.342	1:05.009	21.761	24.059	19.189	103.721	107.201
3	16:15:52.932	1:03.590	21.496	24.129	17.965	107.544	105.515
4	16:16:56.451	1:03.519	21.301	24.267	17.951	106.689	106.183
5	16:17:59.084	1:02.633	21.137	23.784	17.712	106.351	110.012
6	16:19:02.111	1:03.027	21.506	24.074	17.447	108.764	103.721
7	16:20:05.014	1:02.903	21.267	23.860	17.776	107.030	104.692
8	16:21:08.784	1:03.770	21.080	24.760	17.930	108.764	107.717
9	16:22:11.056	1:02.272	21.062	23.606	17.604	110.012	108.413

Clerk of the Course.

 Sig : Time :
 Chief Timekeeper : Ian Sharp (SMART Timing)

 Results available at www.speedhive.com and www.smart-timing.co.uk

Printed: 15/04/2018 10:19:18

Orbits



KMSC National Motorcycle Racing

Lapchart

KMSC Pre-Injection 600's
Knockhill 1.267 miles
Race 11 - 1st Race
14/04/2018 15:45
Race (10 Laps) started at 16:12:32

Competitors	Laps										
	1	2	3	4	5	6	7	8	9	10	
William MASON (22)	1	22	22	41	41	41	41	41	41	41	41
Kieran MURRAY (41)	2	41	41	22	22	22	22	22	22	22	22
Dougie BROWN (60)	3	60	35	35	35	35	35	35	35	35	35
Adrian TEASDALE (35)	4	35	60	60	60	60	60	60	60	60	60
Cameron ROBB (54)	5	54	54	54	54	54	54	54	54	54	54
Ross WATTS (11)	6	11	11	11	11	11	11	11	11	11	11
Neil MUNRO (51)	7	51	51	51	51	70	70	70	38	38	
Andrew CRAIGMILE (92)	8	92	17	70	70	70	51	38	38	70	70
Gary WHITEFORD (17)	9	17	70	17	92	38	38	51	8	8	8
Simon HARDY (70)	10	70	92	92	17	92	92	8	92	92	51
Patryk MOTYKA (8)	11	8	38	38	8	17	8	92	51	51	92
Mark LANGLANDS (38)	12	38	8	8	38	8	17	17	17	17	17
Darren GREENE (34)	13	34	34	34	888	888	888	888	888	888	888
Joe CAIRNEY (888)	14	888	888	888	34	34	34	34	34	34	34
Michael MacKINNON (95)	15	95	73	73	73	95	95	95	95	95	
Fraser CAMERON (73)	16	73	95	95	95	73	93	93	93	93	
Lee SEAGER (93)	17	93	93	93	93	93	73	73	73	73	
Andy LOCK (21)	18	21	21	21	21	21	21	21	21	21	
Martin BULMAN (126)	19	126	126	126	126	126	126	126	126	126	
Derek McGREGOR (66)	20	66	66	66	66	66	66	66	66	66	
Paul REID (23)	21	23	23	23	23	23	23				
-	22										
-	23										
-	24										
-	25										

Clerk of the Course.
Sig : **Time :**
Chief Timekeeper : Ian Sharp (SMART Timing)
Results available at www.speedhive.com and www.smart-timing.co.uk
Printed: 14/04/2018 16:26:32
Orbits


KMSC National Motorcycle Racing

KMSC Pre-Injection 600's

Knockhill 1.267 miles

Race 19 - 2nd Race

15/04/2018 11:00

Race (10 Laps)

POLE POSITION

1	1 41 Kieran MURRAY	2 22 William MASON	3 35 Adrian TEASDALE
2	4 60 Dougie BROWN	5 54 Cameron ROBB	6 11 Ross WATTS
3	7 38 Mark LANGLANDS	8 70 Simon HARDY	9 8 Patryk MOTYKA
4	10 51 Neil MUNRO	11 92 Andrew CRAIGMILE	12 17 Gary WHITEFORD
5	13 888 Joe CAIRNEY	14 34 Darren GREENE	15 95 Michael MacKINNON
6	16 93 Lee SEAGER	17 73 Fraser CAMERON	18 21 Andy LOCK
7	19 126 Martin BULMAN	20 66 Derek McGREGOR	21 23 Paul REID
8	22 15 Jon DICKIE	23 68 Andrew JONES-LOFTING	24 31 Darren ANDERSON
9	25 168 Paul WISHART		

Clerk of the Course.

Sig : Time :

Chief Timekeeper : Ian Sharp (SMART Timing)

Results available at www.speedhive.com and www.smart-timing.co.uk

Printed: 14/04/2018 16:27:03

Orbits



Race Results

KMSC National Motorcycle Racing

Sorted on Laps

KMSC Championship Lightweights

Knockhill 1.267 miles

Race 12 - 1st Race

14/04/2018 16:00

Race (10 Laps) started at 16:27:49

Pos	No.	Name	Make/Model	CC	Class	Laps	Total Tm	Diff	Best Tm	In Lap	Avg. Speed
1	31	Torquil PATERSON	Suzuki	SV650	SL	10	9:15.422		54.598	7	82.119
2	155	Scott CAMPBELL	Kawasaki	ER6 650	SL	10	9:16.986	1.564	55.055	4	81.889
3	93	William HOLLAND	Suzuki	SV650	SL	10	9:25.594	10.172	55.828	7	80.643
4	21	Grant REID	Kawasaki	ER6	SL	10	9:25.670	10.248	55.902	9	80.632
5	34	Kenneth THIRLWALL	Kawasaki	ER6	SL	10	9:28.967	13.545	55.825	6	80.164
6	66	Kevin WATRET	Kawasaki	ER6	SL	10	9:39.281	23.859	57.031	5	78.737
7	4	Alan GIBSON	Suzuki	SV650	SL	10	9:40.706	25.284	56.894	6	78.544
8	2	Greg HAYLOTT	Kawasaki	ER6 600	SL	10	9:46.162	30.740	57.599	2	77.813
9	13	Andrew BARTON	Kawasaki	ER650	SL	10	9:46.492	31.070	57.493	5	77.769
10	800	Gordon CLARK	Kawasaki	ER6 650	SL	10	9:54.431	39.009	58.367	8	76.730
11	16	Gerry KEIRNAN	Kawasaki	ER6	SL	10	9:55.000	39.578	58.409	4	76.657
12	74	Christine WATSON	Kawasaki	ER6	SL	10	9:55.696	40.274	58.226	8	76.567
13	39	Stuart HAMILTON	Suzuki	SV650	SL	10	10:00.194	44.772	59.053	7	75.994
14	278	Paul MARSHALL	Kawasaki	ER6	SL	10	10:10.119	54.697	59.551	6	74.757
15	88	Lewis NICOL	Suzuki	SV650	SL	9	9:17.097	1 Lap	1:00.552	7	73.685
16	38	Adon DAVIE	Moriwaki	RS125	SL	9	9:18.441	1 Lap	1:00.341	7	73.508
17	55	Tom ROBINSON	Aprilia	RSV 450	SL	9	9:18.515	1 Lap	1:00.218	5	73.498
18	22	Allan BROWN	Suzuki	SV650	SL	9	9:19.198	1 Lap	1:00.969	8	73.408
19	15	Finlay MILNE	Suzuki	SV650	SL	9	9:30.788	1 Lap	1:02.076	5	71.918
Not classified											
DNF	90	David McNAIRN	Suzuki	SV650	SL	7	7:16.255	DNF	1:00.451	7	73.186
DNS	54	Ryan GIBSON	Suzuki	SV650	SL			DNS		0	-

Announcements

New Track Record (54.598) for KMSC Scottish Lightweights by Torquil PATERSON.

Margin of Victory	Avg. Speed	Best Lap Tm	Best Speed	Best Lap by
1.564	82.119	54.598	83.540	31 - Torquil PATERSON

Clerk of the Course.

Orbits

Sig : Time :

Chief Timekeeper : Ian Sharp (SMART Timing)

 Results available at www.speedhive.com and www.smart-timing.co.uk

Printed: 14/04/2018 16:41:23





KMSC National Motorcycle Racing

KMSC Championship Lightweights

Knockhill 1.267 miles

Race 12 - 1st Race

14/04/2018 16:00

Race (10 Laps) started at 16:27:49

Lap	Time of Day	Lap Tm	S1	S2	S3	S3Spd	SFSpd
(31) Torquill PATERSON							
1	16:28:46.691				16.034	111.660	105.681
2	16:29:43.352	56.661			17.969	110.922	107.544
3	16:30:38.184	54.832	18.047	20.716	16.069	113.357	107.544
4	16:31:33.209	55.025			16.014	114.323	108.238
5	16:32:27.905	54.696		20.603	15.926	111.660	106.351
6	16:33:22.813	54.908			15.982	110.556	106.351
7	16:34:17.411	54.598			16.045	111.474	106.015
8	16:35:12.455	55.044			16.070	111.846	107.201
9	16:36:07.721	55.266	18.200	20.889	16.177	111.660	107.201
10	16:37:04.823	57.102	19.122	21.896	16.084	111.474	106.859

Lap	Time of Day	Lap Tm	S1	S2	S3	S3Spd	SFSpd
(155) Scott CAMPBELL							
1	16:28:47.102			21.130	15.900	115.107	110.922
2	16:29:42.577	55.475	18.302	21.180	15.993	115.107	111.290
3	16:30:37.870	55.293	18.226	21.078	15.989	114.129	111.290
4	16:31:32.925	55.055	18.173	20.988	15.894	115.305	110.922
5	16:32:28.399	55.474	18.595	20.812	16.067	116.709	110.922
6	16:33:23.689	55.290	18.473	20.894	15.923	115.903	111.474
7	16:34:18.967	55.278	18.313	20.930	16.035	115.305	110.193
8	16:35:14.863	55.896	18.329	20.973	16.594	116.103	108.764
9	16:36:10.199	55.336	18.368	21.104	15.864	115.107	111.290
10	16:37:06.387	56.188	18.450	21.116	16.622	116.304	111.105

Lap	Time of Day	Lap Tm	S1	S2	S3	S3Spd	SFSpd
(93) William HOLLAND							
1	16:28:49.435			22.226	16.361	110.922	107.201
2	16:29:45.401	55.966	18.587	21.295	16.084	111.105	107.717
3	16:30:41.828	56.427	18.201	21.990	16.236	110.374	107.544
4	16:31:38.021	56.193	18.483	21.619	16.091	111.474	107.544
5	16:32:34.530	56.509	18.295	22.055	16.159	110.193	108.064
6	16:33:30.767	56.237	18.241	21.910	16.086	111.290	107.717
7	16:34:26.595	55.828	18.194	21.639	15.995	111.290	107.544
8	16:35:22.517	55.922	18.177	21.575	16.170	112.597	107.544
9	16:36:18.715	56.198	18.285	21.916	15.997	110.374	108.413
10	16:37:14.995	56.280	18.398	21.662	16.220	109.832	107.030

Lap	Time of Day	Lap Tm	S1	S2	S3	S3Spd	SFSpd
(21) Grant REID							
1	16:28:48.681			21.746	16.239	116.912	112.220
2	16:29:44.788	56.107	18.508	21.496	16.103	116.103	113.549
3	16:30:41.022	56.234	18.550	21.700	15.984	116.506	112.976
4	16:31:37.346	56.324	18.730	21.587	16.007	117.116	112.597
5	16:32:34.084	56.738	18.818	22.011	15.909	114.518	112.786
6	16:33:30.004	55.920	18.519	21.467	15.934	116.709	112.786
7	16:34:26.040	56.036	18.473	21.576	15.987	116.709	112.976
8	16:35:21.962	55.922	18.583	21.417	15.922	116.304	113.166
9	16:36:17.864	55.902	18.421	21.600	15.881	116.709	113.935
10	16:37:15.071	57.207	18.660	22.098	16.449	114.129	112.786

Lap	Time of Day	Lap Tm	S1	S2	S3	S3Spd	SFSpd
(34) Kenneth THIRLWALL							
1	16:28:52.255			22.364	16.405	112.408	107.544
2	16:29:48.915	56.660	18.656	21.824	16.180	111.846	107.890
3	16:30:45.109	56.194	18.753	21.167	16.274	112.033	107.372
4	16:31:42.076	56.967	18.873	21.846	16.248	110.374	106.015
5	16:32:38.072	55.996	18.583	21.252	16.161	110.739	107.030
6	16:33:33.897	55.825	18.506	21.094	16.225	110.922	106.015
7	16:34:29.843	55.946	18.537	21.256	16.153	110.012	106.859
8	16:35:26.011	56.168	18.812	21.192	16.164	110.739	106.520
9	16:36:21.864	55.853	18.525	21.217	16.111	109.832	106.351
10	16:37:18.368	56.504	18.850	21.520	16.134	110.922	106.689

Lap	Time of Day	Lap Tm	S1	S2	S3	S3Spd	SFSpd
(66) Kevin WATRET							
1	16:28:50.006			22.125	16.453	115.305	111.660
2	16:29:47.171	57.165	18.936	21.923	16.306	114.714	110.922
3	16:30:44.766	57.595	19.051	22.093	16.451	114.910	111.105
4	16:31:42.423	57.657	18.884	22.306	16.467	111.660	111.474
5	16:32:39.454	57.031	18.940	21.847	16.244	115.305	111.846
6	16:33:37.004	57.550			16.437	114.714	111.846
7	16:34:34.600	57.596		22.182	16.336	114.714	111.290
8	16:35:32.627	58.027	19.217	22.312	16.498	114.910	111.290
9	16:36:30.856	58.229	19.176	22.609	16.444	113.935	111.474
10	16:37:28.682	57.826	19.079	22.321	16.426	113.935	111.660

(4) Alan GIBSON							
------------------------	--	--	--	--	--	--	--

Lap	Time of Day	Lap Tm	S1	S2	S3	S3Spd	SFSpd
1	16:28:51.016			22.402	16.903	110.374	104.692
2	16:29:49.667	58.651	19.181	22.764	16.706	110.374	104.043
3	16:30:47.232	57.565	19.000	22.119	16.446	110.374	105.681
4	16:31:45.060	57.828	19.343	21.886	16.599	111.290	106.351
5	16:32:43.351	58.291	19.513	22.051	16.727	110.922	107.890
6	16:33:40.245	56.894	18.926	21.814	16.154	110.556	106.351
7	16:34:37.848	57.603	19.308	21.925	16.370	108.413	106.520
8	16:35:34.867	57.019	18.954	21.708	16.357	110.556	106.351
9	16:36:32.633	57.766	19.384	22.018	16.364	110.012	104.856
10	16:37:30.107	57.474	19.291	21.993	16.190	110.374	106.859

Lap	Time of Day	Lap Tm	S1	S2	S3	S3Spd	SFSpd
(2) Greg HAYLOTT							
1	16:28:51.058			22.310	16.628	111.846	104.692
2	16:29:48.657	57.599	19.154	21.782	16.663	111.474	105.681
3	16:30:46.424	57.767	19.215	21.742	16.810	111.105	105.681
4	16:31:44.508	58.084	19.255	21.873	16.956	110.556	105.515
5	16:32:43.139	58.631	19.666	22.002	16.963	110.193	105.515
6	16:33:41.292	58.153	19.530	21.724	16.899	110.922	105.848
7	16:34:39.342	58.050	19.356	21.778	16.916	110.193	105.848
8	16:35:37.695	58.353			17.094	109.832	105.349
9	16:36:37.025	59.330		22.338	17.014	108.413	105.681
10	16:37:35.563	58.538	19.478	22.072	16.988	109.118	105.184

Lap	Time of Day	Lap Tm	S1	S2	S3	S3Spd	SFSpd
(13) Andrew BARTON							
1	16:28:52.972			23.013	16.846	111.105	107.201
2	16:29:51.701	58.729	19.681	22.285	16.763	112.408	106.183
3	16:30:49.516	57.815			16.818	109.653	105.681
4	16:31:47.372	57.856		22.080	16.576	109.296	106.015
5	16:32:44.865	57.493			16.748	110.374	105.349
6	16:33:43.103	58.238			17.021	109.832	105.020
7	16:34:40.874	57.771	19.205	21.735	16.831	109.296	105.681
8	16:35:39.311	58.437	19.271	22.243	16.923	108.588	105.020
9	16:36:37.837	58.526	19.317	22.446	16.763	109.118	106.351
10	16:37:35.893	58.056	19.486	21.836	16.734	110.374	103.561

Lap	Time of Day	Lap Tm	S1	S2	S3	S3Spd	SFSpd
(800) Gordon CLARK							
1	16:28:52.408			22.635	16.983	112.976	108.413
2	16:29:52.037	59.629	19.661	22.626	17.342	112.220	107.890
3	16:30:51.298	59.261	19.892	22.537	16.832	113.357	107.890
4	16:31:51.382	1:00.084	20.468	22.711	16.905	112.033	106.351
5	16:32:50.593	59.211	20.036	22.430	16.745	113.742	108.588
6	16:33:49.130	58.537	19.625				

KMSC National Motorcycle Racing

KMSC Championship Lightweights

Knockhill 1.267 miles

Race 12 - 1st Race

14/04/2018 16:00

Race (10 Laps) started at 16:27:49

Lap	Time of Day	Lap Tm	S1	S2	S3	S3Spd	SFSpd
3	16:30:53.600	59.241	19.537	22.704	17.000	109.118	104.204
4	16:31:53.187	59.587	19.755	22.689	17.143	108.238	103.882
5	16:32:52.669	59.482	19.770	22.620	17.092	108.588	103.402
6	16:33:52.822	1:00.153	20.406	22.601	17.146	108.941	104.204
7	16:34:51.875	59.053			17.027	109.118	104.204
8	16:35:51.169	59.294		22.643	17.179	107.890	104.366
9	16:36:50.464	59.295	19.520	22.735	17.040	107.717	104.204
10	16:37:49.595	59.131	19.514	22.508	17.109	108.064	103.721

Lap	Time of Day	Lap Tm	S1	S2	S3	S3Spd	SFSpd
9	16:37:20.189	1:02.317	20.758	23.603	17.956	102.768	99.419
(90) David McNAIRN							
1	16:29:00.325			23.717	19.933	108.413	100.011
2	16:30:01.350	1:01.025	20.442	22.973	17.610	106.859	100.310
3	16:31:01.914	1:00.564	20.244	22.419	17.901	106.520	97.967
4	16:32:03.108	1:01.194	20.139	23.107	17.948	107.372	100.611
5	16:33:04.364	1:01.256	20.438	23.056	17.762	107.544	101.218
6	16:34:05.205	1:00.841	20.073	22.729	18.039	108.588	100.310
7	16:35:05.656	1:00.451	20.224	22.464	17.763	107.201	100.011

(278) Paul MARSHALL

1	16:28:56.112			23.847	17.706	109.118	105.848
2	16:29:56.575	1:00.463	20.278	22.370	17.815	111.474	104.529
3	16:30:56.264	59.689	19.689	22.633	17.367	108.413	104.366
4	16:31:56.496	1:00.232	19.883	22.503	17.846	109.653	101.066
5	16:32:56.463	59.967	19.816	22.716	17.435	106.351	102.454
6	16:33:56.014	59.551	19.812	22.388	17.351	108.941	104.204
7	16:34:56.246	1:00.232	19.845	22.750	17.637	105.349	101.832
8	16:35:56.964	1:00.718	19.920	22.754	18.044	108.238	99.566
9	16:36:58.167	1:01.203	20.122	23.580	17.501	104.204	103.561
10	16:37:59.520	1:01.353	20.180	23.488	17.685	105.349	103.242

(88) Lewis NICOL

1	16:28:56.475			23.940	17.777	107.201	105.020
2	16:29:58.675	1:02.200	20.646	23.683	17.871	106.351	103.402
3	16:31:00.669	1:01.994			17.892	107.201	102.454
4	16:32:02.630	1:01.961		23.643	17.993	106.520	103.242
5	16:33:03.954	1:01.324	20.612	23.117	17.595	107.372	103.721
6	16:34:04.538	1:00.584	20.151	22.864	17.569	108.238	103.882
7	16:35:05.090	1:00.552			17.646	108.064	104.692
8	16:36:05.826	1:00.736		22.848	17.546	108.238	103.561
9	16:37:06.498	1:00.672	20.871	22.642	17.159	108.941	103.882

(38) Adon DAVIE

1	16:28:57.604			24.194	17.938	99.714	95.323
2	16:29:58.610	1:01.006	19.992	23.177	17.837	99.419	94.385
3	16:31:01.262	1:02.652	20.261	24.316	18.075	101.371	94.919
4	16:32:03.558	1:02.296	20.382	23.982	17.932	100.611	95.731
5	16:33:05.010	1:01.452	20.236	23.516	17.700	99.863	95.188
6	16:34:05.776	1:00.766	19.907	22.888	17.971	101.066	94.651
7	16:35:06.117	1:00.341	20.026	22.648	17.667	101.218	94.919
8	16:36:07.027	1:00.910	20.152	22.764	17.994	99.714	92.181
9	16:37:07.842	1:00.815	20.101	23.171	17.543	101.371	95.188

(55) Tom ROBINSON

1	16:28:58.204			23.902	17.884	102.611	100.914
2	16:29:59.064	1:00.860	20.272	22.751	17.837	102.298	101.678
3	16:31:01.163	1:02.099	20.487	23.697	17.915	101.832	100.611
4	16:32:02.246	1:01.083	20.238	23.456	17.389	104.856	100.310
5	16:33:02.464	1:00.218	20.267	22.697	17.254	102.142	100.914
6	16:34:03.059	1:00.595	20.293	22.928	17.374	101.066	101.066
7	16:35:04.493	1:01.434	20.802	23.212	17.420	101.066	100.762
8	16:36:05.045	1:00.552	20.643	22.702	17.207	101.678	101.218
9	16:37:07.916	1:02.871	21.255	23.634	17.982	102.611	102.298

(22) Allan BROWN

1	16:28:55.639			23.821	17.710	98.398	93.205
2	16:29:57.590	1:01.951	20.965	23.241	17.745	98.111	92.435
3	16:30:59.416	1:01.826	20.367	23.207	18.252	95.731	90.320
4	16:32:01.269	1:01.853	20.535	23.195	18.123	96.281	89.716
5	16:33:03.268	1:01.999	20.459	23.492	18.048	94.518	92.181
6	16:34:05.501	1:02.233	20.340	23.221	18.672	95.595	91.802
7	16:35:06.636	1:01.135	20.580	22.867	17.688	97.967	91.928
8	16:36:07.605	1:00.969	20.345	22.845	17.779	97.540	92.308
9	16:37:08.599	1:00.994	20.166	23.101	17.727	97.824	93.595

(15) Finlay MILNE

1	16:28:59.414			24.486	18.149	107.201	100.460
2	16:30:02.442	1:03.028	20.638	23.775	18.615	105.020	99.419
3	16:31:05.447	1:03.005	21.020	23.691	18.294	105.349	98.833
4	16:32:08.481	1:03.034	21.019	23.866	18.149	104.366	98.833
5	16:33:10.557	1:02.076	20.635	23.583	17.858	105.515	99.125
6	16:34:13.086	1:02.529	20.461	23.775	18.293	102.142	96.419
7	16:35:15.422	1:02.336	20.655	23.535	18.146	105.515	98.254
8	16:36:17.872	1:02.450	20.463	23.502	18.485	104.856	95.731

Clerk of the Course.

Orbits

Sig : Time :

Chief Timekeeper : Ian Sharp (SMART Timing)

Results available at www.speedhive.com and www.smart-timing.co.uk

Printed: 14/04/2018 16:41:38



KMSC National Motorcycle Racing

Lapchart

KMSC Championship Lightweights

Knockhill 1.267 miles

Race 12 - 1st Race

14/04/2018 16:00

Race (10 Laps) started at 16:27:49

Competitors	Laps										
	1	2	3	4	5	6	7	8	9	10	
Torquil PATERSON (31)	1	31	155	155	155	31	31	31	31	31	31
Scott CAMPBELL (155)	2	155	31	31	31	155	155	155	155	155	155
Grant REID (21)	3	21	21	21	21	21	21	21	21	21	93
William HOLLAND (93)	4	93	93	93	93	93	93	93	93	93	21
Kevin WATRET (66)	5	66	66	66	34	34	34	34	34	34	34
Alan GIBSON (4)	6	4	2	34	66	66	66	66	66	66	66
Greg HAYLOTT (2)	7	2	34	2	2	2	4	4	4	4	4
Kenneth THIRLWALL (34)	8	34	4	4	4	4	2	2	2	2	2
Gordon CLARK (800)	9	800	13	13	13	13	13	13	13	13	13
Andrew BARTON (13)	10	13	800	800	16	16	16	800	800	800	800
Gerry KEIRNAN (16)	11	16	16	16	800	800	800	16	16	16	16
Stuart HAMILTON (39)	12	39	39	39	39	39	74	74	74	74	74
Allan BROWN (22)	13	22	74	74	74	74	39	39	39	39	39
Christine WATSON (74)	14	74	278	278	278	278	278	278	278	278	278
Paul MARSHALL (278)	15	278	22	22	22	55	55	55	55	88	
Lewis NICOL (88)	16	88	38	88	55	22	88	88	88	38	
Adon DAVIE (38)	17	38	88	55	88	88	90	90	38	55	
Tom ROBINSON (55)	18	55	55	38	90	90	22	38	22	22	
Finlay MILNE (15)	19	15	90	90	38	38	38	22	15	15	
David McNAIRN (90)	20	90	15	15	15	15	15	15			
-	21										

Clerk of the Course.

Orbits

Sig : Time :

Chief Timekeeper : Ian Sharp (SMART Timing)

 Results available at www.speedhive.com and www.smart-timing.co.uk

Printed: 14/04/2018 16:42:05



KMSC National Motorcycle Racing

KMSC Championship Lightweights

Knockhill 1.267 miles

Race 20 - 2nd Race

15/04/2018 11:15

Race (10 Laps)

POLE POSITION

1	1 31 Torquil PATERSON	2 155 Scott CAMPBELL	3 93 William HOLLAND
2	4 21 Grant REID	5 34 Kenneth THIRLWALL	6 66 Kevin WATRET
3	7 4 Alan GIBSON	8 2 Greg HAYLOTT	9 13 Andrew BARTON
4	10 800 Gordon CLARK	11 16 Gerry KEIRNAN	12 74 Christine WATSON
5	13 39 Stuart HAMILTON	14 278 Paul MARSHALL	15 88 Lewis NICOL
6	16 38 Adon DAVIE	17 55 Tom ROBINSON	18 22 Allan BROWN
7	19 15 Finlay MILNE	20 90 David McNAIRN	21 54 Ryan GIBSON

Clerk of the Course.

Sig : Time :

Chief Timekeeper : Ian Sharp (SMART Timing)

Results available at www.speedhive.com and www.smart-timing.co.uk

Printed: 14/04/2018 16:40:36

Orbits



Race Results

KMSC National Motorcycle Racing

Sorted on Laps

KMSC Championship Superbikes & KMSC Clubman

Knockhill 1.267 miles

Race 12a - 1st Race

14/04/2018 16:15

Race (10 Laps) started at 16:45:42

Pos	No.	Name	Make/Model	CC	Class	Laps	Total Tm	Diff	Best Tm	In Lap	Avg. Speed
1	34	John DEAN	BMW	S1000RR	SB	10	8:35.873		50.966	10	88.415
2	61	Max ALEXANDER	BMW	S1000RR	SB	10	8:36.978	1.105	50.764	10	88.226
3	72	Sean GILFILLAN	Ducati	Panigale	SB	10	8:37.039	1.166	50.666	4	88.216
4	1	Bruce BIRNIE	BMW	S1000RR	SB	10	8:37.583	1.710	50.951	10	88.123
5	99	Callum GRIGOR	Kawasaki	ZX10RR	SB	10	8:37.754	1.881	50.420	10	88.094
6	45	Ewan GRAY	Kawasaki	ZX10R	SB	10	8:42.804	6.931	50.892	5	87.243
7	55	Donald MacFADYEN	BMW	S1000RR	SB	10	8:51.138	15.265	52.292	10	85.874
8	57	Stewart ROBB	Kawasaki	ZX10R	C	10	8:52.493	16.620	51.819	10	85.655
9	119	Kristopher DUNCAN	Kawasaki	ZX10R	SB	10	8:52.817	16.944	51.490	10	85.603
10	22	Steven WATSON	BMW	S1000RR	SB	10	8:56.789	20.916	52.653	8	84.970
11	32	John MacDONALD	Yamaha		SB	10	8:58.094	22.221	52.209	10	84.764
12	94	Greg GILFILLAN	BMW	S1000RR	SB	10	8:58.625	22.752	52.062	5	84.680
13	511	Marc IRONSIDE	Honda	Fireblade	SB	10	9:00.575	24.702	53.415	6	84.375
14	47	Alan BRYCE	BMW	1000RR	SB	10	9:05.989	30.116	53.273	6	83.538
15	71	Gavin JONES	Yamaha	R1	C	10	9:10.233	34.360	54.081	5	82.894
16	122	David SUDES	Suzuki	GSXR 1000	C	10	9:12.747	36.874	54.137	5	82.517
17	75	Charlie BUNYAN	Kawasaki	ZX10R	C	10	9:14.982	39.109	52.917	5	82.185
18	37	Steven PATTERSON	Yamaha	YZF R1	C	10	9:20.487	44.614	54.897	9	81.377
19	30	Alan RENNIE	Honda	Fireblade	C	10	9:20.573	44.700	55.250	2	81.365
20	52	Paul McLEAN	Honda	CBR1000RR	C	10	9:24.203	48.330	55.064	6	80.841
21	28	Andrew BUCHANAN	Yamaha	R1	C	9	8:45.537	1 Lap	56.806	3	78.110
22	26	Steven McINTYRE	Suzuki	GSXR1000	C	9	8:47.249	1 Lap	56.240	9	77.857
23	38	Craig MARTIN	Honda	CBR900 RR-Y	C	9	8:47.583	1 Lap	55.635	9	77.807
24	51	Calum JACKSON	Suzuki	GSXR1000	C	9	9:04.583	1 Lap	58.400	8	75.378
25	67	James MacAULAY	Kawasaki	ZX10	C	9	9:20.269	1 Lap	1:00.745	3	73.268
26	19	Nic BOYES	Ducati	848	SB	9	9:22.876	1 Lap	1:00.222	9	72.929
27	14	James CRAWFORD	Kawaskai	ZX10R	C	8	8:36.503	2 Laps	1:02.259	6	70.646
Not classified											
DNF	56	Andy GROVES	BMW	S1000RR	SB	7	6:17.549	DNF	52.344	7	84.566
DNF	218	Paul BOWERBANK	Triumph	675	C	4	3:56.091	DNF	56.735	3	77.277
DNS	18	Clint WALKER	BMW	S1000RR	C			DNS		0	-

Announcements

New Track Record (51.819) for KMSC Clubmans by Stewart ROBB.
 New Track Record (50.420) for KMSC Superbikes by Callum GRIGOR.

Margin of Victory	Avg. Speed	Best Lap Tm	Best Speed	Best Lap by
1.105	88.415	50.420	90.462	99 - Callum GRIGOR

Clerk of the Course.

Orbits

Sig : Time :
 Chief Timekeeper : Ian Sharp (SMART Timing)

 Results available at www.speedhive.com and www.smart-timing.co.uk

Printed: 14/04/2018 17:01:29



KMSC National Motorcycle Racing

KMSC Championship Superbikes & KMSC Clubman

Knockhill 1.267 miles

Race 12a - 1st Race

14/04/2018 16:15

Race (10 Laps) started at 16:45:42

Lap	Time of Day	Lap Tm	S1	S2	S3	S3Spd	SFSpd	Lap	Time of Day	Lap Tm	S1	S2	S3	S3Spd	SFSpd	
(34) John DEAN																
1	16:46:36.843			19.945	14.699	129.053	134.215	1	16:46:39.458			20.561	15.376	133.415	130.814	
2	16:47:28.838	51.995	17.295	19.838	14.862	137.234	134.754	2	16:47:32.175	52.717	17.688	20.078	14.951	139.227	131.326	
3	16:48:19.974	51.136	16.998	19.290	14.848	143.087	131.584	3	16:48:24.503	52.328	17.307	20.055	14.966	137.798	130.814	
4	16:49:10.989	51.015	17.204	19.352	14.459	142.177	135.571	4	16:49:16.910	52.407	17.363	20.119	14.925	136.954	130.560	
5	16:50:02.265	51.276	16.886	19.979	14.411	138.939	133.415	5	16:50:09.247	52.337			15.004	135.571	131.070	
6	16:50:53.782	51.517	17.246	19.677	14.594	139.808	133.150	6	16:51:02.256	53.009		20.056	14.954	138.366	130.814	
7	16:51:45.141	51.359	17.198	19.571	14.590	140.687	134.484	7	16:51:55.960	53.704			14.927	135.845	129.802	
8	16:52:36.580	51.439	17.091	19.745	14.603	134.754	132.102	8	16:52:48.675	52.715			15.518	135.298	126.380	
9	16:53:27.818	51.238	17.138	19.625	14.475	140.982	132.362	9	16:53:41.757	53.082	17.881	20.026	15.175	133.680	129.802	
10	16:54:18.784	50.966	16.937	19.301	14.728	140.392	133.947	10	16:54:34.049	52.292			14.935	138.939	128.313	
(61) Max ALEXANDER																
1	16:46:37.030			19.676	14.860	131.584	133.947	(57) Stewart ROBB	1	16:46:40.952			20.700	15.157	133.680	130.814
2	16:47:29.009	51.979	17.327	19.663	14.989	135.025	133.680	2	16:47:34.139	53.187	17.725	20.412	15.050	136.121	131.326	
3	16:48:20.529	51.520	17.176	19.586	14.758	135.298	133.150	3	16:48:26.973	52.834	17.779	20.125	14.930	137.234	131.070	
4	16:49:11.410	50.881	17.120	19.395	14.366	136.398	134.754	4	16:49:19.794	52.821	17.667	20.157	14.997	136.954	131.842	
5	16:50:02.629	51.219	16.979	19.745	14.495	132.624	134.754	5	16:50:12.290	52.496	17.542	20.013	14.941	137.516	129.551	
6	16:50:54.311	51.682	17.179	20.078	14.425	135.845	133.680	6	16:51:05.386	53.096	17.638	20.399	15.059	137.798	130.814	
7	16:51:45.440	51.129	17.139	19.437	14.553	135.571	134.215	7	16:51:58.546	53.160	17.593	20.289	15.278	134.484	128.559	
8	16:52:36.671	51.231	17.093	19.444	14.694	134.484	135.571	8	16:52:50.708	52.162	17.402	19.958	14.802	136.675	130.306	
9	16:53:29.125	52.454	17.615	19.597	15.242	137.798	131.842	9	16:53:43.585	52.877	17.815	20.367	14.695	132.624	130.814	
10	16:54:19.889	50.764	16.961	19.324	14.479	138.081	135.298	10	16:54:35.404	51.819	17.258	19.764	14.797	138.652	130.560	
(72) Sean GILFILLAN																
1	16:46:38.855			20.192	15.073	134.754	130.560	(119) Kristopher DUNCAN	1	16:46:42.398			20.867	15.068	131.842	133.680
2	16:47:30.336	51.481	17.202	19.438	14.841	137.234	132.886	2	16:47:35.444	53.046	17.814	20.381	14.851	133.947	132.102	
3	16:48:21.687	51.351	16.879	19.222	15.250	138.652	128.805	3	16:48:28.198	52.754	17.383	20.084	15.287	125.905	135.298	
4	16:49:12.353	50.666	17.011	19.137	14.518	139.227	133.150	4	16:49:19.942	51.744	17.281	19.816	14.647	134.215	132.102	
5	16:50:03.130	50.777	16.741	19.220	14.816	136.675	135.025	5	16:50:12.406	52.464	17.633	20.020	14.811	133.150	125.201	
6	16:50:55.680	52.550	17.145	20.746	14.659	134.754	132.886	6	16:51:05.286	52.880	17.708	20.364	14.808	138.081	121.572	
7	16:51:46.359	50.679	16.757	19.408	14.514	138.652	132.624	7	16:51:58.696	53.410	17.884	20.191	15.335	134.484	124.044	
8	16:52:37.212	50.853	16.845	19.239	14.769	138.652	134.484	8	16:52:51.099	52.403	17.553	19.791	15.059	137.516	132.624	
9	16:53:29.216	52.004	17.427	19.960	14.617	134.215	134.754	9	16:53:44.238	53.139	17.866	20.445	14.828	134.215	131.326	
10	16:54:19.950	50.734	17.044	19.281	14.409	138.652	134.215	10	16:54:35.728	51.490	17.221	19.625	14.644	136.398	132.624	
(1) Bruce BIRNIE																
1	16:46:37.332			19.525	14.967	134.754	131.326	(22) Steven WATSON	1	16:46:39.959			20.453	15.256	133.415	129.802
2	16:47:29.233	51.901	17.519	19.545	14.837	133.150	133.947	2	16:47:33.005	53.046	17.873	20.062	15.111	136.121	130.053	
3	16:48:20.645	51.412	17.153	19.562	14.697	136.121	135.025	3	16:48:26.187	53.182			15.166	134.484	129.302	
4	16:49:11.765	51.120			14.559	135.845	132.624	4	16:49:19.038	52.851		20.078	15.094	135.025	130.053	
5	16:50:02.953	51.188		19.578	14.733	133.680	130.814	5	16:50:11.698	52.660	17.683	19.971	15.006	135.298	127.824	
6	16:50:54.674	51.721			14.475	138.081	132.624	6	16:51:05.745	54.047	17.942	20.504	15.601	132.624	129.551	
7	16:51:45.914	51.240			14.593	134.215	130.560	7	16:51:59.875	54.130	18.013	20.831	15.286	131.842	127.824	
8	16:52:36.921	51.007			14.610	132.886	133.680	8	16:52:52.528	52.653	17.694	20.034	14.925	136.121	128.559	
9	16:53:29.543	52.622			14.981	131.070	133.415	9	16:53:46.451	53.923	17.976	20.576	15.371	133.680	126.142	
10	16:54:20.494	50.951			14.601	134.754	133.680	10	16:54:39.700	53.249	17.849	20.136	15.264	134.215	128.068	
(99) Callum GRIGOR																
1	16:46:37.488			19.640	14.841	137.234	131.326	(32) John MacDONALD	1	16:46:44.202			21.538	15.288	134.215	128.313
2	16:47:28.571	51.083	17.068	19.559	14.456	138.081	131.326	2	16:47:38.384	53.737	18.035	20.577	15.125	133.150	129.053	
3	16:48:19.952	51.381	16.946	19.487	14.948	135.845	127.339	3	16:48:31.681	53.297	18.159	20.135	15.003	138.939	128.805	
4	16:49:10.736	50.784	16.984	19.365	14.435	135.845	131.326	4	16:49:24.708	53.027	17.798	20.219	15.010	136.675	129.551	
5	16:50:05.522	54.786	17.005	20.158	17.623	133.947	129.053	5	16:50:17.807	53.099	17.765	20.268	15.066	132.102	129.551	
6	16:50:56.662	51.140	16.944	19.452	14.744	135.298	130.053	6	16:51:10.360	52.553	17.621	20.072	14.860	137.516	129.302	
7	16:51:47.190	50.528	16.740	19.232	14.566	139.808	128.313	7	16:52:02.604	52.244	17.610	19.826	14.808	138.652	130.814	
8	16:52:37.953	50.763	16.833	19.353	14.577	138.081	132.102	8	16:52:56.299	53.695	18.003	20.733	14.959	136.954	130.306	
9	16:53:30.245	52.292	17.448	19.289	15.555	132.102	131.070	9	16:53:48.796	52.497	17.592	20.066	14.839	137.516	130.560	
10	16:54:20.665	50.420	16.838	19.249	14.333	138.081	133.680	10	16:54:41.005	52.209	17.764	19.797	14.648	136.675	129.551	
(45) Ewan GRAY																
1	16:46:39.091			20.410	14.962	136.675	130.814	(94) Greg GILFILLAN	1	16:46:44.202			21.583	15.306	135.298	131.070
2	16:47:30.774	51.683	17.331	19.511	14.841	137.516	132.362	2	16:47:38.165	53.963	18.171	20.361	15.431	137.234	130.814	
3	16:48:21.947	51.173	17.061	19.413	14.699	136.675	130.306	3	16:48:31.724	53.559	17.521	19.952	16.086	137.234	128.805	
4	16:49:12.971	51.024	17.078	19.295	14.651	139.227	133.150	4	16:49:25.295	53.571	18.321	20.098	15.152	137.234	129.302	
5	16:50:03.863	50.892	16.948	19.308	14.636	138.081	133.150	5	16:50:17.357	52.062	17.558	19.789	14.715	135.298	130.306	
6	16:50:55.965	52.102	17.038	20.256	14.808	135.845	131.326	6	16:51:09.547	52.190	17.297	19.644	15.249	137.516	130.560	
7	16:51:47.230	51.265	16.951	19.345	14.969	134.754	129.551	7	16:52:01.851	52.304	17.489	19.622	15.193	138.081	130.306	
8	16:52:38.583	51.353	17.207	19.386	14.760	138.366	130.560	8	16:52:54.568	52.717	17.559	19.778	15.380	133.415	120.697	
9	16:53:31.887	53.304	17.858	20.376	15.070	133.680	129.302	9	16:53:48.882	54.314	17.451	19.586	17.277	138.081	130.053	

KMSC National Motorcycle Racing

KMSC Championship Superbikes & KMSC Clubman

Knockhill 1.267 miles

Race 12a - 1st Race

14/04/2018 16:15

Race (10 Laps) started at 16:45:42

Lap	Time of Day	Lap Tm	S1	S2	S3	S3Spd	SFSpd	Lap	Time of Day	Lap Tm	S1	S2	S3	S3Spd	SFSpd
(19) Nic BOYES															
1	16:46:51.723			24.513	18.000	112.597	111.290								
2	16:47:53.890	1:02.167	20.997	23.739	17.431	113.935	111.474								
3	16:48:55.737	1:01.847	20.629	23.596	17.622	109.832	111.846								
4	16:49:58.730	1:02.993	20.952	24.256	17.785	108.764	111.846								
5	16:51:01.086	1:02.356	20.927	23.822	17.607	112.033	113.166								
6	16:52:02.171	1:01.085	20.571	23.289	17.225	114.518	113.166								
7	16:53:04.272	1:02.101	20.686	23.648	17.767	116.506	113.549								
8	16:54:05.565	1:01.293	20.667	23.227	17.399	113.166	113.742								
9	16:55:05.787	1:00.222	20.119	23.015	17.088	116.304	114.910								
(14) James CRAWFORD															
1	16:46:52.616			25.137	17.638	110.922	118.985								
2	16:47:57.005	1:04.389	21.191	24.676	18.522	103.882	109.474								
3	16:49:01.795	1:04.790	21.959	24.614	18.217	105.184	107.372								
4	16:50:06.898	1:05.103	21.981	25.126	17.996	109.474	109.474								
5	16:51:10.456	1:03.558	21.412	24.393	17.753	113.549	116.912								
6	16:52:12.715	1:02.259	21.063	23.953	17.243	114.714	116.912								
7	16:53:16.195	1:03.480	21.048	24.240	18.192	116.103	115.703								
8	16:54:19.414	1:03.219	21.188	24.431	17.600	112.597	119.835								
(56) Andy GROVES															
1	16:46:43.133			20.994	15.456	129.551	129.302								
2	16:47:36.509	53.376	17.790	20.209	15.377	131.584	129.802								
3	16:48:29.486	52.977	17.777	20.050	15.150	132.362	129.302								
4	16:49:22.497	53.011	17.764	20.128	15.119	132.362	128.559								
5	16:50:15.340	52.843	17.553	20.088	15.202	134.215	129.551								
6	16:51:08.116	52.776	17.906	20.161	14.709	135.571	131.326								
7	16:52:00.460	52.344	17.476	19.935	14.933	133.947	129.302								
(218) Paul BOWERBANK															
1	16:46:45.224			21.713	16.529	122.014	117.526								
2	16:47:41.994	56.770	19.083	21.423	16.264	122.014	115.703								
3	16:48:38.729	56.735			16.563	120.697	115.305								
4	16:49:39.002	1:00.273		21.615	19.543	120.049	39.382								

Clerk of the Course.

Sig : Time :

Chief Timekeeper : Ian Sharp (SMART Timing)

Results available at www.speedhive.com and www.smart-timing.co.uk

Printed: 14/04/2018 17:01:57

Orbits



KMSC National Motorcycle Racing

Lapchart

KMSC Championship Superbikes & KMSC Clubman

Knockhill 1.267 miles

Race 12a - 1st Race

14/04/2018 16:15

Race (10 Laps) started at 16:45:42

Competitors	Laps										
	1	2	3	4	5	6	7	8	9	10	
John DEAN (34)	1	34	99	99	99	34	34	34	34	34	34
Max ALEXANDER (61)	2	61	34	34	34	61	61	61	61	61	61
Bruce BIRNIE (1)	3	1	61	61	61	1	1	1	1	72	72
Callum GRIGOR (99)	4	99	1	1	1	72	72	72	72	1	1
Sean GILFILLAN (72)	5	72	72	72	72	45	45	99	99	99	99
Ewan GRAY (45)	6	45	45	45	45	99	99	45	45	45	45
Donald MacFADYEN (55)	7	55	55	55	55	55	55	55	55	55	55
Steven WATSON (22)	8	22	22	22	22	22	119	57	57	57	57
Marc IRONSIDE (511)	9	511	57	57	57	57	57	119	119	119	119
Stewart ROBB (57)	10	57	511	511	119	119	22	22	22	22	22
Gavin JONES (71)	11	71	119	119	511	511	56	56	94	32	32
Charlie BUNYAN (75)	12	75	75	75	56	56	511	94	511	94	94
Kristopher DUNCAN (119)	13	119	71	56	75	75	75	511	32	511	511
Alan BRYCE (47)	14	47	56	71	32	94	94	75	47	47	47
David SUDDER (122)	15	122	47	47	71	32	32	32	71	71	71
Andy GROVES (56)	16	56	122	32	94	71	47	47	122	122	122
Alan RENNIE (30)	17	30	94	94	47	47	71	71	75	75	75
Greg GILFILLAN (94)	18	94	32	122	122	122	122	122	30	37	37
John MacDONALD (32)	19	32	30	30	30	30	30	30	37	30	30
Paul BOWERBANK (218)	20	218	37	37	37	37	37	37	52	52	52
Steven PATTERSON (37)	21	37	218	52	52	52	52	52	28	28	28
Paul McLEAN (52)	22	52	52	218	28	28	28	28	26	26	26
Andrew BUCHANAN (28)	23	28	28	28	218	38	38	26	38	38	38
Steven McINTYRE (26)	24	26	26	26	26	26	26	38	51	51	51
Craig MARTIN (38)	25	38	38	38	38	51	51	51	67	67	67
Nic BOYES (19)	26	19	51	51	51	67	67	67	19	19	19
Calum JACKSON (51)	27	51	19	19	67	19	19	19	19	14	14
James CRAWFORD (14)	28	14	67	67	19	14	14	14			
James MacAULAY (67)	29	67	14	14	14						
-	30										

Clerk of the Course.

Sig : Time :

Chief Timekeeper : Ian Sharp (SMART Timing)

Results available at www.speedhive.com and www.smart-timing.co.uk

Printed: 14/04/2018 17:02:27

Orbits



KMSC National Motorcycle Racing

KMSC Championship Superbikes & KMSC Clubman

Knockhill 1.267 miles

Race 21 - 2nd Race

15/04/2018 11:30

Race (10 Laps)

POLE POSITION

1	1 34 John DEAN	2 61 Max ALEXANDER	3 72 Sean GILFILLAN
2	4 1 Bruce BIRNIE	5 99 Callum GRIGOR	6 45 Ewan GRAY
3	7 55 Donald MacFADYEN	8 57 Stewart ROBB	9 119 Kristopher DUNCAN
4	10 22 Steven WATSON	11 32 John MacDONALD	12 94 Greg GILFILLAN
5	13 511 Marc IRONSIDE	14 47 Alan BRYCE	15 71 Gavin JONES
6	16 122 David SUDDIES	17 75 Charlie BUNYAN	18 37 Steven PATTERSON
7	19 30 Alan RENNIE	20 52 Paul McLEAN	21 28 Andrew BUCHANAN
8	22 26 Steven McINTYRE	23 38 Craig MARTIN	24 51 Calum JACKSON
9	25 67 James MacAULAY	26 19 Nic BOYES	27 14 James CRAWFORD
10	28 56 Andy GROVES	29 218 Paul BOWERBANK	30 18 Clint WALKER

Clerk of the Course.

Orbits

Sig : Time :

Chief Timekeeper : Ian Sharp (SMART Timing)

Results available at www.speedhive.com and www.smart-timing.co.uk



Race Results

KMSC National Motorcycle Racing

Sorted on Laps

Scottish Sidecars

Knockhill 1.267 miles

Race 14 - 2nd Race

14/04/2018 16:30

Race (10 Laps) started at 17:00:43

Pos	No.	Name	Make/Model	CC	Class	Laps	Total Tm	Diff	Best Tm	In Lap	Avg. Speed
1	3	LAWRIE / FAIRHURST	LCR Suzuki	600	SC	10	9:30.003		54.248	5	80.019
2	5	SHAND / BEISEY	Shand	F2 600	SC	10	9:38.850	8.847	56.781	6	78.796
3	19	ROBINSON / GRAVEL		LCR F2 600	SC	10	9:45.233	15.230	57.765	5	77.936
4	18	LILLIE / CHANDLER		LCR 600	SC	10	9:51.304	21.301	57.631	7	77.136
5	93	KIRKUP / HERBERTSON			SC	10	10:09.902	39.899	59.696	7	74.784
6	36	EDDISON / SOUTER	Ireson Honda	600RR	SC	10	10:22.704	52.701	1:01.091	9	73.247
7	114	AMOS / PRING	Suzuki Windle	GSXR1000	SC	10	10:29.073	59.070	1:00.793	6	72.505
8	50	BROWNE / McKAY	Ireson Suzuki	750	SC	9	9:51.025	1 Lap	1:04.285	2	69.455
9	111	STROUD / SCHOFIELD	Baker Suzuki	750	SC	9	9:51.834	1 Lap	1:04.216	7	69.360
10	22	LITHGOW / BRUNTON	Shelbourne RR	600	SC	9	9:52.865	1 Lap	1:04.135	7	69.240

Not classified

DNS	87	SHAND / YUILL	BMW Bellas	1040 Classic	SC			DNS		0	-
DNS	9	MACKAY / MAYHEW	Founds Suzuki		SC			DNS		0	-
DNS	964	ANDERSON / HUGHES	Baker	R1	SC			DNS		0	-
DNS	61	FORREST / SZANEL		F1 R1	SC			DNS		0	-
DNS	11	MAYHEW / TAYLOR	Ireson Honda	600	SC			DNS		0	-

Margin of Victory	Avg. Speed	Best Lap Tm	Best Speed	Best Lap by
8.847	80.019	54.248	84.079	3 - LAWRIE / FAIRHURST

Clerk of the Course.

Orbits

Sig : Time :

Chief Timekeeper : Ian Sharp (SMART Timing)

 Results available at www.speedhive.com and www.smart-timing.co.uk

Printed: 14/04/2018 17:14:17



KMSC National Motorcycle Racing

Scottish Sidecars

Knockhill 1.267 miles

Race 14 - 2nd Race

14/04/2018 16:30

Race (10 Laps) started at 17:00:43

Lap	Time of Day	Lap Tm	S1	S2	S3	S3Spd	SFSpd
(3) LAWRIE / FAIRHURST							
1	17:01:41.725			20.990	15.854	118.356	112.976
2	17:02:38.947	57.222	17.858	23.350	16.014	119.409	111.474
3	17:03:33.800	54.853	17.877	20.919	16.057	119.409	110.739
4	17:04:28.064	54.264	17.778	20.571	15.915	118.356	112.220
5	17:05:22.312	54.248	17.895	20.662	15.691	118.565	110.922
6	17:06:16.720	54.408	17.699	21.080	15.629	117.321	112.786
7	17:07:14.473	57.753	19.483	21.881	16.389	116.506	107.890
8	17:08:12.911	58.438	18.999	22.127	17.312	109.832	93.857
9	17:09:10.436	57.525	19.213	21.602	16.710	112.033	100.161
10	17:10:13.657	1:03.221	18.716	23.418	21.087	92.181	84.412

Lap	Time of Day	Lap Tm	S1	S2	S3	S3Spd	SFSpd
(5) SHAND / BEISEY							
1	17:01:45.092			22.306	17.178	105.681	100.011
2	17:02:42.751	57.659	19.311	21.908	16.440	107.030	100.161
3	17:03:40.044	57.293	18.888	21.955	16.450	106.351	99.863
4	17:04:37.502	57.458	18.961	21.802	16.695	106.520	100.161
5	17:05:34.884	57.382	18.895	21.888	16.599	106.351	99.714
6	17:06:31.665	56.781	18.774	21.550	16.457	106.520	100.310
7	17:07:28.847	57.182	18.763	21.919	16.500	106.351	99.714
8	17:08:25.662	56.815	18.818	21.636	16.361	106.520	100.914
9	17:09:24.475	58.813	19.817	22.303	16.693	106.183	100.161
10	17:10:22.504	58.029	19.119	22.093	16.817	106.015	93.335

Lap	Time of Day	Lap Tm	S1	S2	S3	S3Spd	SFSpd
(19) ROBINSON / GRAVEL							
1	17:01:45.530			22.388	16.609	112.408	102.926
2	17:02:44.145	58.615	19.771	22.098	16.746	111.290	103.882
3	17:03:41.982	57.837	19.596	21.715	16.526	112.220	103.721
4	17:04:39.871	57.889	19.333	22.088	16.468	110.739	103.242
5	17:05:37.636	57.765	19.280	21.992	16.493	110.556	104.204
6	17:06:35.773	58.137	19.830	21.722	16.585	111.105	103.721
7	17:07:33.875	58.102	19.420	22.275	16.407	110.374	103.084
8	17:08:32.413	58.538	20.082	21.972	16.484	110.556	103.721
9	17:09:30.802	58.389	19.118	21.840	17.431	112.033	103.242
10	17:10:28.887	58.085	19.872	21.941	16.272	110.193	103.084

Lap	Time of Day	Lap Tm	S1	S2	S3	S3Spd	SFSpd
(18) LILLIE / CHANDLER							
1	17:01:45.137			22.158	16.989	110.193	100.011
2	17:02:43.731	58.594	19.862	22.205	16.527	107.717	101.218
3	17:03:41.452	57.721	19.209	21.796	16.716	108.413	100.460
4	17:04:39.297	57.845	19.136	22.051	16.658	108.238	101.066
5	17:05:37.607	58.310	19.114	22.218	16.978	107.544	99.714
6	17:06:36.710	59.103	20.550	22.078	16.475	108.588	101.524
7	17:07:34.341	57.631	19.138	22.299	16.194	108.238	102.454
8	17:08:34.112	59.771	20.054	22.291	17.426	107.890	95.731
9	17:09:33.315	59.203	19.216	22.849	17.138	104.529	98.111
10	17:10:34.958	1:01.643	20.173	23.821	17.649	103.721	97.682

Lap	Time of Day	Lap Tm	S1	S2	S3	S3Spd	SFSpd
(93) KIRKUP / HERBERTSON							
1	17:01:47.903			23.166	17.778	101.678	94.120
2	17:02:48.201	1:00.298	19.888	23.036	17.374	102.142	94.385
3	17:03:48.974	1:00.773	20.328	22.963	17.482	102.142	95.188
4	17:04:49.508	1:00.534	19.675	22.995	17.864	100.914	95.053
5	17:05:49.814	1:00.306	19.708	23.030	17.568	101.987	95.053
6	17:06:50.091	1:00.277	19.662	22.671	17.944	101.218	95.323
7	17:07:49.787	59.696	19.611	22.552	17.533	102.142	95.595
8	17:08:49.592	59.805	19.582	22.519	17.704	102.454	94.919
9	17:09:49.894	1:00.302	19.832	22.717	17.753	102.768	95.053
10	17:10:53.556	1:03.662	22.072	23.450	18.140	100.310	90.686

Lap	Time of Day	Lap Tm	S1	S2	S3	S3Spd	SFSpd
(36) EDDISON / SOUTER							
1	17:01:50.064			23.831	17.680	103.084	97.117
2	17:02:52.234	1:02.170	21.236	23.599	17.335	105.020	97.117
3	17:03:54.171	1:01.937	20.721	23.702	17.514	103.882	96.281
4	17:04:56.036	1:01.865	20.801	23.747	17.317	104.366	97.117
5	17:05:57.812	1:01.776	20.988	23.403	17.385	104.366	97.682
6	17:07:00.103	1:02.291	20.728	23.321	18.242	104.043	95.731
7	17:08:02.063	1:01.960	20.541	23.262	18.157	103.084	93.205
8	17:09:03.334	1:01.271	20.513	23.501	17.257	104.043	96.697
9	17:10:04.425	1:01.091	20.382	23.194	17.515	104.366	95.595
10	17:11:06.358	1:01.933	20.819	23.460	17.654	104.204	95.731

Lap	Time of Day	Lap Tm	S1	S2	S3	S3Spd	SFSpd
(114) AMOS / PRING							
1	17:01:52.782			24.848	17.264	117.526	111.105
2	17:02:55.700	1:02.918	21.295	24.142	17.481	106.689	109.474
3	17:03:59.168	1:03.468	21.517	24.215	17.736	108.941	109.653
4	17:05:01.095	1:01.927	20.719	24.002	17.206	112.408	110.922
5	17:06:03.634	1:02.539	21.373	24.177	16.989	113.549	110.556
6	17:07:04.427	1:00.793	20.636	23.530	16.627	114.910	112.976
7	17:08:05.976	1:01.549	20.294	23.363	17.892	115.107	103.721
8	17:09:07.235	1:01.259	20.716	23.412	17.131	116.103	108.413
9	17:10:11.332	1:04.097	21.064	24.462	18.571	98.254	112.786
10	17:11:12.727	1:01.395	20.358	23.893	17.144	114.714	111.846

Lap	Time of Day	Lap Tm	S1	S2	S3	S3Spd	SFSpd
(50) BROWNE / McKAY							
1	17:01:53.616			24.869	18.654	104.856	98.543
2	17:02:57.901	1:04.285	21.760	24.534	17.991	104.692	98.688
3	17:04:02.704	1:04.803	21.604	24.620	18.579	104.043	95.595
4	17:05:07.843	1:05.139	21.825	24.826	18.488	103.402	98.688
5	17:06:13.508	1:05.665	21.652	25.394	18.619	101.987	99.714
6	17:07:19.776	1:06.268	22.581	25.459	18.228	103.721	99.863
7	17:08:24.372	1:04.596	21.602	24.385	18.609	102.768	97.824
8	17:09:29.682	1:05.310	22.138	24.819	18.353	104.366	99.272
9	17:10:34.679	1:04.997	21.827	24.874	18.296	104.204	97.824

Lap	Time of Day	Lap Tm	S1	S2	S3	S3Spd	SFSpd
(111) STROUD / SCHOFIELD							
1	17:01:55.795			25.671	18.736	98.979	96.005
2	17:03:01.028	1:05.233	21.996	24.398	18.839	98.254	92.435
3	17:04:05.964	1:04.936	21.990	24.305	18.641	100.460	93.076
4	17:05:10.532	1:04.568	21.558	24.439	18.571	102.611	95.868
5	17:06:14.991	1:04.459	21.869	23.857	18.733	98.979	95.595
6	17:07:21.757	1:06.766	22.722	24.948	19.096	97.824	94.120
7	17:08:25.973	1:04.216	21.541	23.913	18.762	101.066	93.857
8	17:09:30.824	1:04.851	21.782	24.395	18.674	100.011	97.399
9	17:10:35.488	1:04.664			18.706	101.371	96.143

Lap	Time of Day	Lap Tm	S1	S2	S3	S3Spd	SFSpd
(22) LITHGOW / BRUNTON							
1	17:01:54.841			24.576	19.382	102.454	92.435
2	17:02:59.284	1:04.443	21.489	24.237	18.717	102.298	94.385
3	17:04:03.661	1:04.377	21.294	24.230	18.853	100.611	92.690
4	17:05:08.581	1:04.920	21.320	24.886	18.714	101.371	93.988
5	17:06:14.413	1:05.832	21.300	25.254	19.278	98.398	94.651
6	17:07:20.669	1:06.256	21.956	25.567	18.733	101.524	94.120
7	17:08:24.804	1:04.135	2				

KMSC National Motorcycle Racing

Lapchart

Scottish Sidecars

Knockhill 1.267 miles

Race 14 - 2nd Race

14/04/2018 16:30

Race (10 Laps) started at 17:00:43

Competitors	Laps									
	1	2	3	4	5	6	7	8	9	10
LAWRIE / FAIRHURST (3)	1	3	3	3	3	3	3	3	3	3
SHAND / BEISEY (5)	2	5	5	5	5	5	5	5	5	5
LILLIE / CHANDLER (18)	3	18	18	18	18	19	19	19	19	19
ROBINSON / GRAVEL (19)	4	19	19	19	19	18	18	18	18	18
KIRKUP / HERBERTSON (93)	5	93	93	93	93	93	93	93	93	93
EDDISON / SOUTER (36)	6	36	36	36	36	36	36	36	36	36
AMOS / PRING (114)	7	114	114	114	114	114	114	114	114	114
BROWNE / McKAY (50)	8	50	50	50	50	50	50	50	50	50
LITHGOW / BRUNTON (22)	9	22	22	22	22	22	22	111	111	
STROUD / SCHOFIELD (111)	10	111	111	111	111	111	111	22	22	
-	11									
-	12									
-	13									
-	14									
-	15									

Clerk of the Course.

Sig : Time :

Chief Timekeeper : Ian Sharp (SMART Timing)

Results available at www.speedhive.com and www.smart-timing.co.uk

Printed: 14/04/2018 17:15:33

Orbits



KMSC National Motorcycle Racing

Scottish Sidecars

Knockhill 1.267 miles

Race 14 - 2nd Race

14/04/2018 16:30

Race (10 Laps) started at 17:00:43

POLE POSITION

1	1 3 LAWRIE / FAIRHURST
2	3 18 LILLIE / CHANDLER
3	5 93 KIRKUP / HERBERTSON
4	7 87 SHAND / YUILL
5	9 22 LITHGOW / BRUNTON
6	11 9 MACKAY / MAYHEW
7	13 964 ANDERSON / HUGHES
8	15 11 MAYHEW / TAYLOR

2 5 SHAND / BEISEY
4 19 ROBINSON / GRAVEL
6 114 AMOS / PRING
8 36 EDDISON / SOUTER
10 50 BROWNE / McKAY
12 111 STROUD / SCHOFIELD
14 61 FORREST / SZANEL

Clerk of the Course.

Sig : Time :

Chief Timekeeper : Ian Sharp (SMART Timing)

Results available at www.speedhive.com and www.smart-timing.co.uk

Orbits





Qualifying Results

KMSC National Motorcycle Racing

Sorted on best lap time

KMSC Championship 125's

Knockhill 1.267 miles

Warm Up 2

15/04/2018 08:45

Practice (10:00 Time) started at 8:40:31

Pos	No.	Name	Make/Model	CC	Class	Laps	Best Tm	In Lap	Diff	Avg. Speed
1	58	James McLAREN	Kawasaki	ZX400	F400	8	1:02.230	7		67.129
2	69	Mark BOWRAN	Kawasaki	ZXR400	F400	6	1:05.193	5	2.963	64.412
3	22	Ross MAGUIRE	Aprilia	RS125	F125	7	1:06.094	5	3.864	60.983
4	122	Logan TURNER	Aprilia	RS125	F125	7	1:10.399	5	8.169	62.041
5	99	Marc GIBSON	Kawasaki	ZXR400	F400	4	1:11.807	3	9.577	55.856
6	27	Jordan HAY	Aprilia	RS125	F125	7	1:12.133	6	9.903	61.433
7	55	Owen PATERSON	Aprilia	RS125	F125	6	1:12.893	5	10.663	57.404
8	33	Declan CONNELL	Aprilia	RS125	F125	5	1:13.875	3	11.645	43.240
9	16	Mia KELLAS	Aprilia	RS125	F125	5	1:16.197	4	13.967	54.890
10	12	Jimmy MUIR	Aprilia	RS125	F125	3	1:16.688	2	14.458	26.872
11	118	Rod WALKER	Kawasaki	ZXR400	F400	1		0		42.511

Clerk of the Course.

Orbits

Sig : Time :

Chief Timekeeper : Ian Sharp (SMART Timing)

Results available at www.speedhive.com and www.smart-timing.co.uk

Printed: 15/04/2018 09:31:21



KMSC National Motorcycle Racing

KMSC Championship 125's

Knockhill 1.267 miles

Warm Up 2

15/04/2018 08:45

Practice (10:00 Time) started at 8:40:31

Lap	Time of Day	Lap Tm	S1	S2	S3	S3Spd	SFSpd	Lap	Time of Day	Lap Tm	S1	S2	S3	S3Spd	SFSpd
(58) James McLAREN															
1	8:41:45.043			25.468	18.865	103.402	95.868	1	8:46:27.024						
2	8:42:49.861	1:04.818	21.589	24.919	18.310	101.524	96.697	2	8:47:43.712	1:16.688					
3	8:43:52.953	1:03.092	20.865	23.972	18.255	104.692	94.919	3	8:49:00.526	1:16.814					
4	8:44:56.761	1:03.808	21.800	24.058	17.950	104.366	93.076	(118) Rod WALKER							
5	8:45:59.488	1:02.727	20.687	23.660	18.380	104.366	94.518	1	8:42:18.615				33.361	61.174	22.206
6	8:47:02.494	1:03.006	21.024	23.891	18.091	101.987	93.595								
7	8:48:04.724	1:02.230	20.633	23.877	17.720	102.611	98.543								
8	8:49:34.887	1:30.163	20.356	23.665	46.142	103.882	25.536								
(69) Mark BOWRAN															
1	8:42:02.779				19.001	100.161	95.323								
2	8:43:10.186	1:07.407			19.693	99.566	96.419								
3	8:44:15.701	1:05.515			18.213	102.142	99.272								
4	8:45:20.914	1:05.213			19.208	100.914	94.252								
5	8:46:26.107	1:05.193			19.559	101.066	96.976								
6	8:47:36.192	1:10.085			23.092	99.863	25.604								
(22) Ross MAGUIRE															
1	8:41:47.342				19.937	89.120	81.343								
2	8:42:54.672	1:07.330			19.524	89.477	79.985								
3	8:44:00.962	1:06.290			19.372	89.596	80.561								
4	8:45:07.731	1:06.769			19.960	89.596	81.343								
5	8:46:13.825	1:06.094			19.253	86.146	81.441								
6	8:47:30.888	1:17.063			27.082	87.722	24.079								
7	8:49:14.876	1:43.988			19.409	83.157	80.465								
(122) Logan TURNER															
1	8:41:56.064														
2	8:43:10.402	1:14.338													
3	8:44:22.481	1:12.079													
4	8:45:34.495	1:12.014													
5	8:46:44.894	1:10.399													
6	8:47:55.333	1:10.439													
7	8:49:05.948	1:10.615													
(99) Marc GIBSON															
1	8:42:04.620				21.022	89.716	84.625								
2	8:43:21.552	1:16.932			20.558	90.442	82.849								
3	8:44:33.359	1:11.807			20.493	83.675	85.162								
4	8:45:57.954	1:24.595			27.619	90.564	27.402								
(27) Jordan HAY															
1	8:41:50.741			28.982	22.290	79.985	75.317								
2	8:43:06.165	1:15.424	25.198	27.886	22.340	82.543	74.730								
3	8:44:20.366	1:14.201	24.648	27.477	22.076	83.571	75.064								
4	8:45:34.257	1:13.891	24.696	26.966	22.229	82.543	73.907								
5	8:46:46.445	1:12.188	24.077	26.469	21.642	81.739	75.487								
6	8:47:58.578	1:12.133	24.079	26.405	21.649	83.989	76.259								
7	8:49:11.040	1:12.462	24.042	26.632	21.788	83.363	74.316								
(55) Owen PATERSON															
1	8:42:14.180			32.933	23.726	82.240	79.890								
2	8:43:32.035	1:17.855	26.478	28.892	22.485	86.479	79.890								
3	8:44:47.052	1:15.017	25.218	27.635	22.164	88.068	80.081								
4	8:46:01.695	1:14.643	24.972	27.895	21.776	86.702	81.739								
5	8:47:14.588	1:12.893	24.295	27.390	21.208	87.608	80.465								
6	8:48:28.058	1:13.470	24.367	27.766	21.337	86.927	80.272								
(33) Declan CONNELL															
1	8:43:44.653				22.341	82.849	79.890								
2	8:45:01.878	1:17.225			22.548	83.157	73.262								
3	8:46:15.753	1:13.875			21.301		79.985								
4	8:47:34.884	1:19.131			27.340	85.487	26.011								
5	8:49:18.744	1:43.860			20.841		81.244								
(16) Mia KELLAS															
1	8:42:08.421			30.982	23.463	76.345	65.280								
2	8:43:27.529	1:19.108	28.364	27.926	22.818	77.671	70.270								
3	8:44:44.619	1:17.090			22.767	79.136	66.443								
4	8:46:00.816	1:16.197			22.161	78.305	70.123								
5	8:47:26.797	1:25.981	25.595	29.485	30.901	66.116	29.839								

Clerk of the Course.

Sig : Time :

Chief Timekeeper : Ian Sharp (SMART Timing)

 Results available at www.speedhive.com and www.smart-timing.co.uk

Printed: 15/04/2018 09:32:08

Orbits



Qualifying Results

KMSC National Motorcycle Racing

Sorted on best lap time

Scottish Championship Formula 600's

Knockhill 1.267 miles

Warm Up 2

15/04/2018 09:00

Practice (10:00 Time) started at 8:51:49

Pos	No.	Name	Make/Model	CC	Class	Laps	Best Tm	In Lap	Diff	Avg. Speed
1	69	Rory SKINNER	Kawasaki	ZX6R	S6	10	52.269	6		86.036
2	12	William MONIE	Suzuki	GSXR600	S6	9	52.892	6	0.623	84.077
3	64	Sam MUNRO	Kawasaki	ZX6R 600	S6	9	53.165	9	0.896	82.033
4	38	William BERGIN	Kawasaki	ZX6R 600	S6	9	53.871	7	1.602	81.629
5	2	Lewis PATERSON	Yamaha	R6 600	S6	9	54.639	6	2.370	80.321
6	47	Steven HADDOW	Kawasaki	ZX6R 600	S6	9	54.664	3	2.395	81.355
7	5	Simon SMAIL	Triumph	Daytona 675R	S6	8	55.153	5	2.884	76.921
8	8	Jon DICKIE	Yamaha	R6 600	S6	7	55.615	3	3.346	77.017
9	26	Alan MacGREGOR	Kawasaki		S6	7	55.766	5	3.497	76.773
10	11	Patrick FORMAN	Kawasaki	ZX6R 600	S6	5	56.020	4	3.751	64.253
11	87	Steven ALLISON	Kawasaki	ZX6R 600	S6	7	56.446	4	4.177	73.805
12	27	Andrew DONALD	Kawasaki	ZX6R 600	S6	7	58.156	4	5.887	72.786
13	61	Siobhan FLYNN	Yamaha	R6 600	S6	7	58.331	6	6.062	73.138
14	7	Peter DUNCAN	Triumph	Daytona 675R	S6	8	58.735	4	6.466	74.046
15	48	Mark FARRELL	Yamaha	R6 600	S6	8	59.241	6	6.972	72.243
16	58	Barry STEWART	Kawasaki	ZX6R 600	S6	8	1:00.739	7	8.470	71.798
17	6	James WILKEN	Yamaha	R6 600	S6	4	1:01.127	3	8.858	66.543
18	25	Jim PURVIS	Yamaha	R6 600	S6	6	1:01.164	5	8.895	71.219
19	28	Paul BOWERBANK	Yamaha	R6 600	S6	3	1:01.362	2	9.093	67.822
20	37	Kevin MONAGHAN			S6	8	1:01.443	6	9.174	70.410
21	50	Calum JACKSON	Triumph	Daytona 675	S6	8	1:02.636	6	10.367	68.004
22	22	Chris SPELLMAN	Yamaha	R6 600	S6	7	1:02.653	6	10.384	66.037
23	92	Christopher SCOTT	Yamaha	R6 600	S6	8	1:03.235	6	10.966	68.169
24	10	Alex PEACOCK	Triumph	Daytona 675R	S6	6	1:05.389	3	13.120	64.007

Clerk of the Course.

Orbits

Sig : Time :

Chief Timekeeper : Ian Sharp (SMART Timing)

 Results available at www.speedhive.com and www.smart-timing.co.uk

Printed: 15/04/2018 09:32:44





KMSC National Motorcycle Racing

Scottish Championship Formula 600's

Knockhill 1.267 miles

Warm Up 2

15/04/2018 09:00

Practice (10:00 Time) started at 8:51:49

Lap	Time of Day	Lap Tm	S1	S2	S3	S3Spd	SFSpd
(69) Rory SKINNER							
1	8:52:45.393				15.088	127.824	120.697
2	8:53:37.997	52.604			14.908	127.581	120.915
3	8:54:30.523	52.526			15.218	127.824	121.792
4	8:55:23.357	52.834			15.331	128.805	120.915
5	8:56:15.869	52.512			14.794	127.581	121.572
6	8:57:08.138	52.269			15.017	129.053	120.915
7	8:58:00.544	52.406			14.896	129.053	120.915
8	8:58:54.141	53.597			16.481	129.551	119.835
9	8:59:46.735	52.594			15.056	127.824	120.915
10	9:00:39.349	52.614			14.943	128.068	119.409
(12) William MONIE							
1	8:52:48.499				15.841	126.857	120.697
2	8:53:43.418	54.919			15.476	126.380	122.236
3	8:54:37.079	53.661			15.278	128.313	122.683
4	8:55:30.715	53.636			15.137	128.313	122.459
5	8:56:24.292	53.577			15.057	126.380	122.908
6	8:57:17.184	52.892			15.014	129.802	123.587
7	8:58:10.889	53.705			15.141	127.824	122.683
8	8:59:03.900	53.011			14.987	128.805	124.044
9	8:59:57.455	53.555			15.125	129.551	122.014
(64) Sam MUNRO							
1	8:52:59.688				16.971	123.360	117.733
2	8:53:54.426	54.738			15.457	126.380	119.196
3	8:54:47.946	53.520			15.212	127.824	122.014
4	8:55:41.216	53.270			15.050	127.098	119.835
5	8:56:36.077	54.861			15.184	126.380	120.049
6	8:57:29.775	53.698			15.116	127.824	122.236
7	8:58:23.007	53.232			15.295	127.824	121.133
8	8:59:16.454	53.447			15.301	126.857	119.621
9	9:00:09.619	53.165			15.093	127.098	119.835
(38) William BERGIN							
1	8:52:49.434			21.978	16.166	122.014	116.304
2	8:53:45.820	56.386	18.867	21.588	15.931	121.133	117.526
3	8:54:41.128	55.308	18.286	21.183	15.839	123.133	117.940
4	8:55:37.957	56.829	18.309	21.906	16.614	111.290	117.940
5	8:56:34.296	56.339	19.031	21.610	15.698	123.815	118.147
6	8:57:29.760	55.464	18.170	21.637	15.657	124.044	118.356
7	8:58:23.631	53.871	17.945	20.382	15.544	125.670	118.356
8	8:59:17.861	54.230	17.744	20.825	15.661	123.587	118.356
9	9:00:12.096	54.235	18.038	20.570	15.627	124.273	117.321
(2) Lewis PATERSON							
1	8:52:55.395			22.177	16.342	123.587	117.940
2	8:53:51.325	55.930	18.792	21.084	16.054	125.201	119.196
3	8:54:46.995	55.670	18.378	20.820	16.472	125.905	116.912
4	8:55:44.340	57.345	18.386	22.723	16.236	125.905	120.480
5	8:56:39.904	55.564	18.232	21.435	15.897	125.201	120.915
6	8:57:34.543	54.639	18.052	20.725	15.862	126.380	120.049
7	8:58:30.290	55.747	18.329	20.724	16.694	125.670	115.903
8	8:59:25.303	55.013	18.155	20.732	16.126	126.618	116.304
9	9:00:20.286	54.983	18.102	20.952	15.929	126.142	119.196
(47) Steven HADDOW							
1	8:52:50.896			21.671	16.159	122.459	115.703
2	8:53:46.589	55.693	18.722	21.094	15.877	123.815	117.733
3	8:54:41.253	54.664	18.255	20.693	15.716	125.201	118.147
4	8:55:37.029	55.776	18.357	21.567	15.852	123.133	116.912
5	8:56:32.338	55.309	18.750	20.871	15.688	122.236	117.940
6	8:57:27.492	55.154	18.962	20.608	15.584	123.587	117.116
7	8:58:22.490	54.998	18.324	20.897	15.777	124.273	117.733
8	8:59:18.197	55.707	18.555	21.152	16.000	122.908	118.356
9	9:00:13.790	55.593	18.790	21.127	15.676	124.504	117.733
(5) Simon SMAIL							
1	8:53:02.410			23.848	17.099	117.116	118.985
2	8:54:00.566	58.156	19.980	21.739	16.437	122.683	115.703
3	8:54:56.313	55.747	18.764	21.282	15.701	123.133	120.265
4	8:55:51.719	55.406	18.537	21.242	15.627	123.815	119.196
5	8:56:46.872	55.153	18.760	20.845	15.548	122.014	118.565

Lap	Time of Day	Lap Tm	S1	S2	S3	S3Spd	SFSpd
6 8:57:43.346 56.474 18.703 21.809 15.962 125.905 118.985							
7 8:58:40.304 56.958 18.396 20.836 17.726 124.273 112.976							
8 8:59:43.577 1:03.273 18.756 22.358 22.159 122.908 29.905							
(8) Jon DICKIE							
1 8:52:55.801 16.215 121.572 118.147							
2 8:53:51.967 56.166 15.800 123.815 118.775							
3 8:54:47.582 55.615 15.923 123.815 118.985							
4 8:55:43.297 55.715 15.804 122.236 118.565							
5 8:56:43.118 59.821 17.945 105.681 114.910							
6 8:57:41.842 58.724 16.466 117.733 115.504							
7 8:58:43.765 1:01.923 22.055 122.908 27.811							
(26) Alan MacGREGOR							
1 8:53:00.406 23.379 16.897 122.236 116.912							
2 8:53:56.444 56.038 19.061 21.005 15.972 124.735 117.733							
3 8:54:52.649 56.205 19.142 20.971 16.092 124.273 118.565							
4 8:55:49.082 56.433 18.909 21.092 16.432 123.587 117.321							
5 8:56:44.848 55.766 18.748 20.954 16.064 124.504 119.409							
6 8:57:42.270 57.422 19.542 21.520 16.360 122.683 117.526							
7 8:58:45.085 1:02.815 18.765 21.098 22.952 125.435 25.860							
(11) Patrick FORMAN							
1 8:53:56.027							
2 8:54:52.245 56.218							
3 8:55:48.424 56.179							
4 8:56:44.444 56.020							
5 8:57:44.143 59.699							
(87) Steven ALLISON							
1 8:53:04.012 23.837 17.425 117.526 112.976							
2 8:54:04.868 1:00.856 21.046 22.699 17.111 119.196 114.714							
3 8:55:03.353 58.485 20.045 22.423 16.017 119.409 114.518							
4 8:55:59.799 56.446 18.796 21.251 16.399 113.549							
5 8:56:56.365 56.566 19.059 21.222 16.285 120.697 114.129							
6 8:57:53.784 57.419 19.038 21.890 16.491 113.742							
7 8:59:01.805 1:08.021 19.026 21.135 27.860 121.572 23.814							
(27) Andrew DONALD							
1 8:53:06.050 23.548 17.901 115.703 113.549							
2 8:54:06.068 1:00.018 20.081 22.603 17.334 121.792 115.305							
3 8:55:05.697 59.629 20.298 22.331 17.000 120.915 115.703							
4 8:56:03.853 58.156 20.099 21.558 16.499 120.265 114.518							
5 8:57:02.645 58.792 20.238 22.030 16.524 123.815 116.103							
6 8:58:02.536 59.891 19.388 21.760 18.743 121.572 113.935							
7 8:59:07.863 1:05.327 23.997 122.459 31.097							
(61) Siobhan FLYNN							
1 8:53:04.762 24.814 17.507 113.166 116.103							
2 8:54:05.597 1:00.835 20.892 22.697 17.246 121.572 118.356							
3 8:55:06.414 1:00.817 20.357 22.583 17.877 120.265 117.526							
4 8:56:05.474 59.060 16.467 122.014 117.940							
5 8:57:03.917 58.443 22.154 16.670 122.014 115.504							
6 8:58:02.248 58.331 16.917 124.044 118.356							
7 8:59:05.753 1:03.505 22.334 124.504 31.388							
(7) Peter DUNCAN							
1 8:53:02.088 18.539 111.474 112.033							
2 8:54:04.289 1:02.201 17.402 119.196 114.518							
3 8:55:04.691 1:00.402 17.120 120.697 115.305							
4 8:56:03.426 58.735 16.704 122.908 115.107							
5 8:57:02.496 59.070 16.554 122.908 116.103							
6 8:58:03.203 1:00.707 19.676 121.792 113.166							
7 8:59:02.702 59.499 17.436 123.815 113.549							
8 9:00:02.000 59.298 17.110 123.360 113.549							
(48) Mark FARRELL							
1 8:53:02.258 18.321 111.846 110.556							
2 8:54:05.730 1:03.472 22.059 23.351 18.062 121.352 114.910							
3 8:55:07.003 1:01.273 20.989 22.721 17.563 123.133 115.703							
4 8:56:07.112 1:00.109 17.306 123.587 113.166							
5 8:57:06.638 59.526 16.921 121.792 115.305							
6 8:58:05.879 59.241 19.957 22.651 16.633 121.792 116.304							
7 8:59:06.333 1:00.454 20.302 23.188 16.964 120.265 116.506							

Clerk of the Course.

Sig : Time :

Chief Timekeeper : Ian Sharp (SMART Timing)

Results available at www.speedhive.com and www.smart-timing.co.uk

Printed: 15/04/2018 09:33:36

Orbits



KMSC National Motorcycle Racing

Scottish Championship Formula 600's

Knockhill 1.267 miles

Warm Up 2

15/04/2018 09:00

Practice (10:00 Time) started at 8:51:49

Lap	Time of Day	Lap Tm	S1	S2	S3	S3Spd	SFSpd	Lap	Time of Day	Lap Tm	S1	S2	S3	S3Spd	SFSpd
8	9:00:14.299	1:07.966			24.064	121.133	24.582	4	8:56:39.736	1:05.392	22.499	24.342	18.551	114.129	107.544
(58) Barry STEWART								5	8:57:45.254	1:05.518	21.970	24.319	19.229	112.033	105.681
1	8:53:07.770				18.852	102.298	109.296	6	8:58:56.770	1:11.516	22.116	24.379	25.021	113.935	22.155
2	8:54:10.446	1:02.676			18.410	120.697	113.166								
3	8:55:12.321	1:01.875			17.357	121.572	111.474								
4	8:56:13.149	1:00.828			17.498	120.480	108.238								
5	8:57:14.196	1:01.047			17.234	118.775	113.549								
6	8:58:15.272	1:01.076			17.324	119.409	113.742								
7	8:59:16.011	1:00.739			17.137	120.049	112.220								
8	9:00:17.428	1:01.417			17.546	120.049	109.474								
(6) James WILKEN															
1	8:53:12.866			24.784	18.431	117.526	115.703								
2	8:54:16.475	1:03.609	22.163	23.696	17.750	119.835	115.703								
3	8:55:17.602	1:01.127	21.189	23.163	16.775	122.014	117.526								
4	8:56:23.389	1:05.787	20.917	22.798	22.072	120.697	27.903								
(25) Jim PURVIS															
1	8:53:01.364			24.804	18.377	110.739	109.118								
2	8:54:03.689	1:02.325			16.916	115.107	114.129								
3	8:55:05.259	1:01.570	20.568	23.208	17.794	110.556	114.910								
4	8:56:07.456	1:02.197	21.086	22.962	18.149	116.912	105.848								
5	8:57:08.620	1:01.164	21.312	22.648	17.204	116.709	112.786								
6	8:58:13.474	1:04.854	20.446	22.436	21.972	117.116	27.903								
(28) Paul BOWERBANK															
1	8:53:03.390				17.825	122.014	114.910								
2	8:54:04.752	1:01.362			17.397	122.014	115.903								
3	8:55:10.965	1:06.213	20.716	22.504	22.993	116.103	29.919								
(37) Kevin MONAGHAN															
1	8:53:05.790			25.234	19.432	108.941	112.786								
2	8:54:09.851	1:04.061	21.824	23.843	18.394	118.775	111.660								
3	8:55:12.441	1:02.590	21.415	23.280	17.895	116.709	112.786								
4	8:56:15.226	1:02.785	21.241	23.235	18.309	118.565	111.474								
5	8:57:16.760	1:01.534	21.239	23.016	17.279	120.480	113.357								
6	8:58:18.203	1:01.443	20.751	23.186	17.506	118.775	111.660								
7	8:59:20.492	1:02.289	21.223	23.568	17.498	117.321	112.786								
8	9:00:27.442	1:06.950	20.863	23.576	22.511	116.912	24.790								
(50) Calum JACKSON															
1	8:53:14.486				20.202	112.786	112.408								
2	8:54:20.646	1:06.160			18.020	116.103	114.910								
3	8:55:25.279	1:04.633			18.230	112.597	114.323								
4	8:56:29.706	1:04.427			18.169	114.910	111.474								
5	8:57:34.588	1:04.882			17.873	116.709	113.166								
6	8:58:37.224	1:02.636			17.450	116.506	115.504								
7	8:59:40.551	1:03.327			17.914	112.786	112.976								
8	9:00:45.779	1:05.228			18.172	116.103	112.597								
(22) Chris SPELLMAN															
1	8:53:22.657			30.371	22.027	104.204	104.856								
2	8:54:34.175	1:11.518			19.641	110.922	100.460								
3	8:55:39.068	1:04.893			17.548	113.742	109.474								
4	8:56:43.886	1:04.818	21.804	24.469	18.545	105.515	108.588								
5	8:57:46.911	1:03.025			17.664	116.506	110.012								
6	8:58:49.564	1:02.653			17.417	116.103	109.118								
7	8:59:52.692	1:03.128			17.556	116.304	109.296								
(92) Christopher SCOTT															
1	8:53:12.850				19.147	112.220	110.556								
2	8:54:19.651	1:06.801			18.590	115.504	113.357								
3	8:55:24.645	1:04.994	22.377	24.666	17.951	118.356	113.742								
4	8:56:29.701	1:05.056	21.916	24.628	18.512	117.940	113.357								
5	8:57:33.662	1:03.961	22.031	24.142	17.788	119.196	114.518								
6	8:58:36.897	1:03.235	21.475	24.095	17.665	119.409	114.129								
7	8:59:40.353	1:03.456	21.444	23.920	18.092	119.196	112.033								
8	9:00:44.478	1:04.125			18.187	117.526	113.549								
(10) Alex PEACOCK															
1	8:53:19.470				20.634	105.848	106.520								
2	8:54:28.955	1:09.485			19.498	109.296	104.692								
3	8:55:34.344	1:05.389	22.850	24.062	18.477	111.846	106.015								

Clerk of the Course.

Sig : Time :

Chief Timekeeper : Ian Sharp (SMART Timing)

Results available at www.speedhive.com and www.smart-timing.co.uk

Printed: 15/04/2018 09:33:36

Orbits



Qualifying Results

KMSC National Motorcycle Racing

Sorted on best lap time

Scottish Championship Pre-Injection 600

Knockhill 1.267 miles

Warm Up 2

15/04/2018 09:15

Practice (10:00 Time) started at 9:02:42

Pos	No.	Name	Make/Model	CC	Class	Laps	Best Tm	In Lap	Diff	Avg. Speed
1	41	Kieran MURRAY	Yamaha	R6 600	PI6	7	55.004	6		72.724
2	22	William MASON	Yamaha	R6 600	PI6	9	56.887	8	1.883	78.636
3	35	Adrian TEASDALE	Yamaha	R6 600	PI6	9	57.118	6	2.114	77.091
4	54	Cameron ROBB	Yamaha	R6 600	PI6	9	57.914	5	2.910	75.203
5	8	Patryk MOTYKA	Yamaha	R6 600	PI6	9	58.081	8	3.077	77.349
6	38	Mark LANGLANDS	Yamaha	R6 600	PI6	9	58.213	7	3.209	74.633
7	11	Ross WATTS	Yamaha	R6 600	PI6	9	58.315	6	3.311	77.339
8	51	Neil MUNRO	Yamaha	R6 600	PI6	8	59.948	8	4.944	74.536
9	34	Darren GREENE	Yamaha	R6 600	PI6	8	1:00.157	6	5.153	74.015
10	93	Lee SEAGER	Yamaha	ZX6R Ninja	PI6	7	1:00.584	6	5.580	71.253
11	888	Joe CAIRNEY	Yamaha	R6 600	PI6	8	1:01.981	6	6.977	71.591
12	95	Michael MacKINNON	Yamaha	R6 600	PI6	8	1:02.587	8	7.583	69.051
13	21	Andy LOCK	Yamaha	R6 600	PI6	8	1:03.508	4	8.504	69.573
14	126	Martin BULMAN	Honda	CBR600FX	PI6	8	1:04.432	7	9.428	68.465
15	66	Derek McGREGOR	Yamaha	R6 5EB	PI6	7	1:04.833	6	9.829	67.443
16	31	Darren ANDERSON	Kawasaki	ZXR 600	PI6	5	1:05.090	3	10.086	69.129
17	17	Gary WHITEFORD	Kawasaki	ZX6R	PI6	5	1:05.946	3	10.942	65.873
18	23	Paul REID	Honda	CBR600	PI6	7	1:07.559	5	12.555	65.850
19	92	Andrew CRAIGMILE	Yamaha	R6 600	PI6	2	1:14.632	2	19.628	63.561
20	73	Fraser CAMERON	Yamaha	R6 600	PI6	5	1:17.605	5	22.601	55.332
21	68	Andrew JONES-LOFTING	Honda	CBR600FX	PI6	1		0		50.218

Clerk of the Course.

Orbits

Sig : Time :

Chief Timekeeper : Ian Sharp (SMART Timing)

 Results available at www.speedhive.com and www.smart-timing.co.uk

Printed: 15/04/2018 09:35:12



KMSC National Motorcycle Racing

Scottish Championship Pre-Injection 600

Knockhill 1.267 miles

Warm Up 2

15/04/2018 09:15

Practice (10:00 Time) started at 9:02:42

Lap	Time of Day	Lap Tm	S1	S2	S3	S3Spd	SFSpd	Lap	Time of Day	Lap Tm	S1	S2	S3	S3Spd	SFSpd	
(41) Kieran MURRAY								(51) Neil MUNRO								
1	9:04:08.207				16.954	118.147	112.597	1	9:03:44.459				18.241	112.597	110.012	
2	9:05:05.783	57.576			16.038	121.352	114.518	2	9:04:46.879	1:02.420			18.939	116.709	107.030	
3	9:06:02.206	56.423			16.309	120.697	113.742	3	9:05:48.015	1:01.136			17.459	117.733	110.922	
4	9:06:58.056	55.850			15.756	117.940	115.107	4	9:06:50.226	1:02.211			17.452	115.305	105.349	
5	9:07:54.225	56.169			16.095	114.518	115.107	5	9:07:50.425	1:00.199			17.539	117.116	103.882	
6	9:08:49.229	55.004	18.464	20.542	15.998	120.915	113.742	6	9:08:51.403	1:00.978			17.278	114.910	105.848	
7	9:10:01.311	1:12.082			26.087	84.625	23.407	7	9:09:51.883	1:00.480			17.289	115.107	107.201	
								8	9:10:51.831	59.948			17.246	113.742	106.689	
(22) William MASON								(34) Darren GREENE								
1	9:03:34.063				17.034	113.742	110.922	1	9:03:41.581				18.740		109.832	
2	9:04:35.718	1:01.655	20.348	22.554	18.753	107.717	107.201	2	9:04:45.322	1:03.741			18.808	116.506	110.739	
3	9:05:36.259	1:00.541			17.290	114.714	102.142	3	9:05:47.562	1:02.240			17.839	118.565	107.544	
4	9:06:36.766	1:00.507		22.738	17.402	108.588	110.193	4	9:06:49.407	1:01.845			17.333	110.374	110.374	
5	9:07:35.222	58.456	19.531	21.717	17.208	117.733	110.193	5	9:07:50.149	1:00.742			17.762		111.105	
6	9:08:32.311	57.089			16.405	118.147	111.660	6	9:08:50.306	1:00.157			17.095		110.556	
7	9:09:30.029	57.718		21.453	16.404	118.985	112.408	7	9:09:51.981	1:01.675			17.595		111.105	
8	9:10:26.916	56.887			16.225	120.049	112.976	8	9:10:55.277	1:03.296			20.407		30.134	
9	9:11:24.312	57.396	18.822	22.365	16.209	117.526	112.408									
(35) Adrian TEASDALE								(93) Lee SEAGER								
1	9:03:48.053				18.257	116.912	109.296	1	9:03:48.818			25.990	18.899	110.556	103.561	
2	9:04:47.551	59.498			16.902	117.940	111.290	2	9:04:52.650	1:03.832	21.838	24.105	17.889	112.597	107.030	
3	9:05:48.116	1:00.565			17.351	119.409	114.323	3	9:05:54.949	1:02.299	20.813	23.760	17.726	111.290	105.681	
4	9:06:46.513	58.397			16.498	118.147	113.166	4	9:06:56.960	1:02.011	20.466	23.473	18.072	109.832	106.183	
5	9:07:43.899	57.386			16.269	119.621	113.742	5	9:07:58.472	1:01.512	20.676	23.302	17.534	113.742	104.856	
6	9:08:41.017	57.118			16.159	119.835	113.549	6	9:08:59.056	1:00.584	20.204	23.014	17.366	112.597	106.183	
7	9:09:38.834	57.817			16.465	118.985	114.714	7	9:10:10.374	1:11.318	20.548	25.355	25.415	93.205	26.504	
8	9:10:36.670	57.836			16.401	118.985	113.357									
9	9:11:34.774	58.104			16.839	120.265	112.786									
(54) Cameron ROBB								(888) Joe CAIRNEY								
1	9:03:45.681				18.806	111.290	106.689	1	9:03:44.428			24.480	19.613	106.689	103.561	
2	9:04:47.798	1:02.117			17.583	115.305	112.033	2	9:04:49.412	1:04.984	22.388	23.869	18.727	106.015	106.859	
3	9:05:48.699	1:00.901			17.534	120.697	114.714	3	9:05:52.448	1:03.036	21.479	23.105	18.452	110.556	108.064	
4	9:06:48.381	59.682			16.865	117.526	112.786	4	9:06:55.551	1:03.103	21.028	23.008	19.067		108.764	
5	9:07:46.295	57.914			16.671	120.265	114.129	5	9:07:59.046	1:03.495	21.079	23.910	18.506		110.739	
6	9:08:44.548	58.253			16.794	118.565	112.786	6	9:09:01.027	1:01.981	20.940	23.019	18.022		110.556	
7	9:09:42.818	58.270			16.770	120.049	113.166	7	9:10:03.146	1:02.119	20.636	23.352	18.131	108.064	110.012	
8	9:10:41.330	58.512			16.649	108.588		8	9:11:11.972	1:08.826	21.343	23.121	24.362		23.713	
9	9:11:48.141	1:06.811			24.975	110.012	31.068									
(8) Patryk MOTYKA								(95) Michael MacKINNON								
1	9:03:40.194				17.808	114.129	111.290	1	9:04:01.480				20.370	98.688	99.566	
2	9:04:41.403	1:01.209			17.028	116.103	111.105	2	9:05:08.084	1:06.604			18.626	105.848	97.967	
3	9:05:40.821	59.418			16.792	118.565	112.220	3	9:06:13.023	1:04.939			18.350	108.941	98.833	
4	9:06:40.565	59.744			16.648	118.356	112.786	4	9:07:17.984	1:04.961	21.872	24.481	18.608	104.043	98.979	
5	9:07:38.920	58.355			16.598	119.196	112.220	5	9:08:21.627	1:03.643			18.394	111.474	100.611	
6	9:08:37.934	59.014			17.094	117.940	109.832	6	9:09:24.859	1:03.232			18.101	110.922	100.460	
7	9:09:36.555	58.621			16.571	119.621	113.166	7	9:10:28.131	1:03.272			17.819	110.922	101.066	
8	9:10:34.636	58.081			16.472	117.940	113.166	8	9:11:30.718	1:02.587			18.041	111.474	98.833	
9	9:11:32.998	58.362			16.741	119.196	112.786									
(38) Mark LANGLANDS								(21) Andy LOCK								
1	9:03:41.970				19.416	103.561	97.824	1	9:03:50.433				19.319	107.717	105.515	
2	9:04:46.039	1:04.069			19.159	113.742	105.515	2	9:04:57.023	1:06.590			18.266	111.474	108.588	
3	9:05:47.666	1:01.627			17.381	114.323	105.848	3	9:06:02.180	1:05.157			18.159	110.556	108.941	
4	9:06:47.631	59.965			17.209	114.518	105.681	4	9:07:05.688	1:03.508			18.518	110.374	108.064	
5	9:07:47.054	59.423			17.473	113.742	108.064	5	9:08:11.615	1:05.927			18.125	110.922	105.681	
6	9:08:45.879	58.825			16.725	114.910	107.030	6	9:09:18.236	1:06.621			19.061	101.218	107.544	
7	9:09:44.092	58.213			16.811	114.910	106.689	7	9:10:22.141	1:03.905			18.384	111.846	109.118	
8	9:10:42.741	58.649			16.885	112.786	108.238	8	9:11:26.754	1:04.613			17.778	114.518	109.653	
9	9:11:52.313	1:09.572			27.803	111.290	29.485									
(11) Ross WATTS								(126) Martin BULMAN								
1	9:03:36.221		23.023		17.772	112.597	106.689	1	9:03:55.144				26.972	19.770	99.863	105.184
2	9:04:36.520	1:00.299			17.279	111.660	107.544	2	9:05:04.375	1:09.231	23.597	26.153	19.481	99.714	104.366	
3	9:05:36.759	1:00.239			17.357	114.518	107.717	3	9:06:10.718	1:06.343	22.524	25.073	18.746	103.561	106.520	
4	9:06:37.521	1:00.762	20.584	22.702	17.476	112.976	108.588	4	9:07:15.346	1:04.628	21.521	24.522	18.585	107.030	107.544	
5	9:07:36.096	58.575			16.971	114.714	107.890	5	9:08:20.704	1:05.358	21.659	24.508	19.191	110.374	109.474	
6	9:08:34.411	58.315		22.001	16.939	114.129	107.201	6	9:09:26.262	1:05.558	21.795	25.117	18.646	106.520	109.118	
7	9:09:34.433	1:00.022			16.980	112.220	107.372	7	9:10:30.694	1:04.432	21.572	24.156	18.704	109.296	102.454	
8	9:10:33.457	59.024			17.494	113.742	106.183	8	9:11:35.242	1:04.548	21.553	24.509	18.486	108.413	105.681	
(66) Derek McGREGOR																
1	9:03:56.032							1	9:03:56.032			26.678	19.589	104.856	99.566	
2	9:05:03.541	1:07.509			23.249			2	9:05:03.541	1:07.509	23.249	25.803	18.457	107.890	100.161	

Clerk of the Course.

Orbits

Sig : Time :
Chief Timekeeper : Ian Sharp (SMART Timing)

Results available at www.speedhive.com and www.smart-timing.co.uk



KMSC National Motorcycle Racing

Scottish Championship Pre-Injection 600

Knockhill 1.267 miles

Warm Up 2

15/04/2018 09:15

Practice (10:00 Time) started at 9:02:42

Lap	Time of Day	Lap Tm	S1	S2	S3	S3Spd	SFSpd	Lap	Time of Day	Lap Tm	S1	S2	S3	S3Spd	SFSpd
3	9:06:08.694	1:05.153	22.512	24.453	18.188	108.941	102.298								
4	9:07:13.744	1:05.050	22.306	24.365	18.379	110.922	104.204								
5	9:08:19.353	1:05.609	22.498	24.499	18.612	110.374	103.242								
6	9:09:24.186	1:04.833	22.346	24.076	18.411	112.033	101.678								
7	9:10:35.691	1:11.505	21.854	24.184	25.467	109.653	24.564								

(31) Darren ANDERSON

1	9:03:46.826				19.858	93.988	103.721
2	9:04:52.222	1:05.396			18.647	105.184	107.890
3	9:05:57.312	1:05.090			18.629	103.242	104.529
4	9:07:03.452	1:06.140			19.071	100.310	105.515
5	9:08:12.187	1:08.735			21.703	106.520	34.879

(17) Gary WHITEFORD

1	9:03:53.854				20.414		106.183
2	9:05:00.821	1:06.967					106.183
3	9:06:06.767	1:05.946			18.866		107.890
4	9:07:12.718	1:05.951			18.895		104.856
5	9:08:28.491	1:15.773			28.238		22.826

(23) Paul REID

1	9:03:53.531				20.614	95.868	99.714
2	9:05:05.277	1:11.746			20.615	95.731	101.218
3	9:06:14.716	1:09.439			19.736		104.856
4	9:07:23.015	1:08.299			19.393	104.043	104.529
5	9:08:30.574	1:07.559			19.282	102.298	104.692
6	9:09:38.854	1:08.280			19.815	96.419	102.298
7	9:10:47.140	1:08.286			19.253	102.142	106.520

(92) Andrew CRAIGMILE

1	9:03:51.175				21.786	113.935	90.077
2	9:05:05.807	1:14.632	22.940	25.620	26.072	104.692	29.812

(73) Fraser CAMERON

1	9:04:14.403			35.296	23.926	87.266	77.671
2	9:05:32.831	1:18.428	26.413	29.009	23.006	102.611	102.454
3	9:06:59.216	1:26.385	26.573	34.142	25.670	71.927	77.941
4	9:08:16.841	1:17.625	30.906	25.418	21.301	106.689	103.561
5	9:09:34.446	1:17.605	26.492	26.525	24.588	106.520	29.694

(68) Andrew JONES-LOFTING

1	9:04:13.113			31.606	26.976	89.716	30.657
---	-------------	--	--	---------------	---------------	---------------	---------------

Clerk of the Course.

Sig : Time :

Chief Timekeeper : Ian Sharp (SMART Timing)

Results available at www.speedhive.com and www.smart-timing.co.uk

Printed: 15/04/2018 09:35:36

Orbits



Qualifying Results

KMSC National Motorcycle Racing

Sorted on best lap time

Scottish Championship Lightweights

Knockhill 1.267 miles

Warm Up 2

15/04/2018 09:30

Practice (10:00 Time) started at 9:13:22

Pos	No.	Name	Make/Model	CC	Class	Laps	Best Tm	In Lap	Diff	Avg. Speed
1	31	Torquil PATERSON	Suzuki	SV650	SL	8	55.192	7		72.996
2	93	William HOLLAND	Suzuki	SV650	SL	5	56.550	4	1.358	73.522
3	34	Kenneth THIRLWALL	Kawasaki	ER6	SL	7	57.514	5	2.322	77.029
4	2	Greg HAYLOTT	Kawasaki	ER6 600	SL	6	58.627	4	3.435	73.220
5	4	Alan GIBSON	Suzuki	SV650	SL	6	58.949	5	3.757	72.546
6	155	Scott CAMPBELL	Kawasaki	ER6 650	SL	4	59.248	3	4.056	65.502
7	21	Grant REID	Kawasaki	ER6	SL	5	59.601	2	4.409	72.832
8	74	Christine WATSON	Kawasaki	ER6	SL	8	1:00.161	6	4.969	70.607
9	38	Adon DAVIE	Moriwaki	RS125	SL	8	1:00.748	8	5.556	68.889
10	66	Kevin WATRET	Kawasaki	ER6	SL	4	1:01.477	2	6.285	69.168
11	55	Tom ROBINSON	Aprilia	RSV 450	SL	8	1:01.685	6	6.493	69.922
12	54	Ryan GIBSON	Suzuki	SV650	SL	5	1:02.096	4	6.904	71.089
13	39	Stuart HAMILTON	Suzuki	SV650	SL	5	1:02.594	4	7.402	67.284
14	22	Allan BROWN	Suzuki	SV650	SL	8	1:03.567	7	8.375	67.809
15	15	Finlay MILNE	Suzuki	SV650	SL	8	1:04.031	6	8.839	68.213
16	16	Gerry KEIRNAN	Kawasaki	ER6	SL	6	1:06.153	4	10.961	63.029

Clerk of the Course.

Orbits

Sig : Time :

Chief Timekeeper : Ian Sharp (SMART Timing)

Results available at www.speedhive.com and www.smart-timing.co.uk

Printed: 15/04/2018 09:34:03



KMSC National Motorcycle Racing

Scottish Championship Lightweights

Knockhill 1.267 miles

Warm Up 2

15/04/2018 09:30

Practice (10:00 Time) started at 9:13:22

Lap	Time of Day	Lap Tm	S1	S2	S3	S3Spd	SFSpd	Lap	Time of Day	Lap Tm	S1	S2	S3	S3Spd	SFSpd
(31) Torquill PATERSON								(66) Kevin WATRET							
1	9:14:49.276				22.336	93.857	39.198	1	9:14:30.842				17.556	113.549	107.890
2	9:16:06.145	1:16.869			17.165	111.290	103.721	2	9:15:32.319	1:01.477			17.671	115.107	108.238
3	9:17:02.831	56.686			16.419	111.290	104.366	3	9:16:34.891	1:02.572			17.829	114.714	106.689
4	9:17:59.132	56.301			16.446	112.597	104.043	4	9:17:46.020	1:11.129			23.797	101.371	29.063
5	9:18:55.137	56.005			16.644	110.556	105.848	(55) Tom ROBINSON							
6	9:19:51.565	56.428			16.189	112.220	104.529	1	9:14:41.099				18.048	102.298	98.111
7	9:20:46.757	55.192			16.111	112.408	104.204	2	9:15:46.098	1:04.999			19.018	103.721	96.697
8	9:21:42.121	55.364			16.277	113.166	104.204	3	9:16:50.919	1:04.821			18.005	102.768	96.836
(93) William HOLLAND								4	9:17:53.792	1:02.873	20.877	23.593	18.403	103.402	93.857
1	9:14:35.214			24.029	16.904	111.105	104.856	5	9:18:56.754	1:02.962			18.176	102.142	97.117
2	9:15:33.397	58.183	19.654	22.090	16.439	112.597	105.515	6	9:19:58.439	1:01.685		23.127	17.504	103.402	96.143
3	9:16:32.427	59.030	20.232	22.536	16.262	112.786	105.349	7	9:21:01.585	1:03.146	21.328	24.022	17.796	102.142	97.117
4	9:17:28.977	56.550	18.902	21.219	16.429	113.357	104.692	8	9:22:04.099	1:02.514	21.406	23.340	17.768	102.768	95.868
5	9:18:32.437	1:03.460	18.891	21.199	23.370	112.408	33.756	(54) Ryan GIBSON							
(34) Kenneth THIRLWALL								1	9:14:40.223				18.611	103.721	100.161
1	9:14:25.239			22.703	16.992	111.846	103.721	2	9:15:45.605	1:05.382			18.755	106.859	99.714
2	9:15:24.673	59.434	20.327	22.356	16.751	112.597	104.204	3	9:16:50.486	1:04.881			18.075	104.856	99.419
3	9:16:22.598	57.925	19.511	21.738	16.676	112.976	104.366	4	9:17:53.080	1:02.594			18.224	108.238	98.833
4	9:17:20.678	58.080	19.682	21.909	16.489	112.976	105.349	5	9:19:01.191	1:08.111			24.222	109.474	28.208
5	9:18:18.192	57.514	19.273	21.519	16.722	112.597	104.366	(39) Stuart HAMILTON							
6	9:19:16.313	58.121	19.231	21.482	17.408	112.597	105.681	1	9:14:40.223				18.611	103.721	100.161
7	9:20:16.740	1:00.427			19.872	111.474	32.577	2	9:15:45.605	1:05.382			18.755	106.859	99.714
(2) Greg HAYLOTT								3	9:16:50.486	1:04.881			18.075	104.856	99.419
1	9:14:32.579				18.271	108.764	103.882	4	9:17:53.080	1:02.594			18.224	108.238	98.833
2	9:15:33.097	1:00.518			17.197	111.290	104.692	5	9:19:01.191	1:08.111			24.222	109.474	28.208
3	9:16:34.468	1:01.371			17.258	111.846	105.349	(22) Allan BROWN							
4	9:17:33.095	58.627			16.914	112.786	103.084	1	9:14:47.771				20.729	83.260	83.885
5	9:18:32.041	58.946			17.191	112.597	103.402	2	9:15:55.957	1:08.186	23.672	25.225	19.289	90.077	86.257
6	9:19:36.010	1:03.969			22.163	112.220	31.699	3	9:17:00.467	1:04.510			18.700	97.682	87.608
(4) Alan GIBSON								4	9:18:04.589	1:04.122			18.702	96.143	86.146
1	9:14:33.331				18.379	109.653	99.272	5	9:19:08.790	1:04.201			18.464	99.125	88.068
2	9:15:34.962	1:01.631			17.248	106.859	101.678	6	9:20:12.358	1:03.568			18.351	94.919	87.153
3	9:16:35.708	1:00.746			17.628	112.597	104.529	7	9:21:15.925	1:03.567			18.486	96.281	86.702
4	9:17:36.583	1:00.875			17.466	112.597	102.454	8	9:22:20.364	1:04.439			18.614	94.919	86.146
5	9:18:35.532	58.949			16.903	110.739	102.768	(15) Finlay MILNE							
6	9:19:39.481	1:03.949			20.442	109.832	37.850	1	9:14:39.023			26.004	19.129	105.848	98.688
(155) Scott CAMPBELL								2	9:15:45.523	1:06.500			18.749	106.183	98.398
1	9:14:52.876				19.880	107.890	107.544	3	9:16:52.400	1:06.877			19.097	104.529	98.398
2	9:15:56.257	1:03.381			17.800	113.935	107.717	4	9:17:58.772	1:06.372			18.660	105.515	97.682
3	9:16:55.505	59.248			17.002	115.703	108.588	5	9:19:03.480	1:04.708			18.424	105.848	97.540
4	9:18:00.780	1:05.275			22.231	115.305	33.288	6	9:20:07.511	1:04.031			18.177	106.689	97.399
(21) Grant REID								7	9:21:11.720	1:04.209			18.940	106.351	95.188
1	9:14:35.458			23.678	17.024	111.846	110.374	8	9:22:17.176	1:05.456	22.000	24.244	19.212	106.183	91.677
2	9:15:35.059	59.601	20.164	22.557	16.880	117.321	108.764	(16) Gerry KEIRNAN							
3	9:16:35.402	1:00.343	20.669	22.436	17.238	117.526	105.349	1	9:14:54.085				22.272	87.952	86.257
4	9:17:35.372	59.970	20.646	22.504	16.820	116.912	108.941	2	9:16:05.739	1:11.654			19.870	102.454	99.863
5	9:18:35.376	1:00.004	19.246	22.153	18.605	117.116	44.978	3	9:17:13.062	1:07.323			18.890	106.689	100.762
(74) Christine WATSON								4	9:18:19.215	1:06.153			19.262	107.201	98.543
1	9:14:44.174				18.958	107.890	102.926	5	9:19:25.438	1:06.223			20.690	103.242	96.836
2	9:15:48.736	1:04.562			18.429	109.474	105.184	6	9:20:36.440	1:11.002			24.361	103.721	26.358
3	9:16:52.437	1:03.701			18.407	110.922	107.201	(38) Adon DAVIE							
4	9:17:54.041	1:01.604			17.664	112.220	106.183	1	9:14:59.212				18.639	97.967	89.477
5	9:18:55.019	1:00.978			17.633	114.714	107.030	2	9:16:02.441	1:03.229			18.090	98.688	90.198
6	9:19:55.180	1:00.161			17.271	111.660	107.201	3	9:17:04.669	1:02.228			18.135	99.419	91.552
7	9:20:57.082	1:01.902			17.814	111.105	107.544	4	9:18:06.158	1:01.489			18.040	99.863	90.442
8	9:21:59.037	1:01.955			17.735	111.846	106.859	5	9:19:08.264	1:02.106			17.800	99.714	91.055
(38) Adon DAVIE								6	9:20:09.151	1:00.887			17.847	100.310	91.055
1	9:14:59.212				18.639	97.967	89.477	7	9:21:11.180	1:02.029	20.168	23.842	18.019	99.125	91.303
2	9:16:02.441	1:03.229			18.090	98.688	90.198	Clerk of the Course.							
3	9:17:04.669	1:02.228			18.135	99.419	91.552	Sig :							
4	9:18:06.158	1:01.489			18.040	99.863	90.442	Time :							
5	9:19:08.264	1:02.106			17.800	99.714	91.055	Chief Timekeeper : Ian Sharp (SMART Timing)							
6	9:20:09.151	1:00.887			17.847	100.310	91.055	Results available at www.speedhive.com and www.smart-timing.co.uk							
7	9:21:11.180	1:02.029	20.168	23.842	18.019	99.125	91.303	Printed: 15/04/2018 09:34:35							

Orbits



Qualifying Results

KMSC National Motorcycle Racing

Sorted on best lap time

Scottish Championship Superbikes & KMSC Clubman

Knockhill 1.267 miles

Warm Up 2

15/04/2018 09:45

Practice (10:00 Time) started at 9:23:52

Pos	No.	Name	Make/Model	CC	Class	Laps	Best Tm	In Lap	Diff	Avg. Speed
1	34	John DEAN	BMW	S1000RR	SB	10	51.219	7		86.132
2	72	Sean GILFILLAN	Ducati	Panigale	SB	9	51.481	9	0.262	82.526
3	61	Max ALEXANDER	BMW	S1000RR	SB	8	51.731	4	0.512	70.692
4	94	Greg GILFILLAN	BMW	S1000RR	SB	9	51.746	9	0.527	82.413
5	99	Callum GRIGOR	Kawasaki	ZX10RR	SB	9	51.760	7	0.541	77.907
6	1	Bruce BIRNIE	BMW	S1000RR	SB	5	52.736	3	1.517	70.049
7	32	John MacDONALD	Yamaha		SB	9	53.209	6	1.990	78.227
8	119	Kristopher DUNCAN	Kawasaki	ZX10R	SB	6	53.225	4	2.006	79.241
9	45	Ewan GRAY	Kawasaki	ZX10R	SB	7	53.624	6	2.405	65.737
10	511	Marc IRONSIDE	Honda	Fireblade	SB	9	54.027	6	2.808	81.025
11	56	Andy GROVES	BMW	S1000RR	C	9	54.029	8	2.810	78.033
12	71	Gavin JONES	Yamaha	R1	C	9	54.104	7	2.885	77.672
13	57	Stewart ROBB	Kawasaki	ZX10R	SB	8	54.159	5	2.940	78.400
14	55	Donald MacFADYEN	BMW	S1000RR	SB	7	54.377	6	3.158	79.431
15	47	Alan BRYCE	BMW	1000RR	SB	7	54.648	6	3.429	75.182
16	18	Clint WALKER	BMW	S1000RR	C	8	54.694	7	3.475	75.364
17	122	David SUDES	Suzuki	GSXR 1000	C	9	55.357	5	4.138	76.333
18	52	Paul McLEAN	Honda	CBR1000RR	C	9	57.140	5	5.921	76.506
19	30	Alan RENNIE	Honda	Fireblade	C	6	57.384	3	6.165	67.301
20	37	Steven PATTERSON	Yamaha	YZF R1	C	4	57.717	4	6.498	33.857
21	100	Laura NUTTALL	BMW	S1000RR	C	8	58.100	8	6.881	74.328
22	28	Andrew BUCHANAN	Yamaha	R1	C	7	59.132	5	7.913	73.517
23	26	Steven McINTYRE	Suzuki	GSXR1000	C	6	59.472	5	8.253	70.065
24	51	Calum JACKSON	Suzuki	GSXR1000	C	8	1:00.764	6	9.545	71.759
25	67	James MacAULAY	Kawasaki	ZX10	C	6	1:01.140	5	9.921	67.580
26	19	Nic BOYES	Ducati	848	SB	8	1:01.667	8	10.448	70.446
27	14	James CRAWFORD	Kawaskai	ZX10R	C	8	1:01.743	8	10.524	67.977

Clerk of the Course.

Orbits

Sig : Time :
 Chief Timekeeper : Ian Sharp (SMART Timing)
 Results available at www.speedhive.com and www.smart-timing.co.uk



KMSC National Motorcycle Racing

Scottish Championship Superbikes & KMSC Clubman

Knockhill 1.267 miles

Warm Up 2

15/04/2018 09:45

Practice (10:00 Time) started at 9:23:52

Lap	Time of Day	Lap Tm	S1	S2	S3	S3Spd	SFSpd
(34) John DEAN							
1	9:24:53.954			21.876	15.134	136.675	127.824
2	9:25:47.305	53.351	18.257	20.156	14.938	139.808	129.802
3	9:26:39.661	52.356	17.685	19.777	14.894	138.939	125.670
4	9:27:31.252	51.591	17.325	19.803	14.463	142.479	133.680
5	9:28:22.676	51.424	17.121	19.751	14.552	140.687	128.313
6	9:29:14.803	52.127	17.611	19.608	14.908	138.939	126.380
7	9:30:06.022	51.219	17.249	19.402	14.568	142.177	130.814
8	9:30:58.165	52.143	17.726	20.021	14.396	140.687	133.947
9	9:31:50.335	52.170	17.317	20.282	14.571	142.479	130.814
10	9:32:42.049	51.714	17.267	19.461	14.986	142.782	123.815

Lap	Time of Day	Lap Tm	S1	S2	S3	S3Spd	SFSpd
(72) Sean GILFILLAN							
1	9:24:57.633			21.562	15.577	130.560	126.142
2	9:25:53.545	55.912	19.631	20.558	15.723	127.339	117.733
3	9:26:45.555	52.010	17.526	19.616	14.868	137.234	128.068
4	9:27:37.788	52.233	17.310	19.432	15.491	138.081	127.339
5	9:28:38.932	1:01.144	18.065	26.777	16.302	103.084	127.098
6	9:29:31.655	52.723	17.486	19.996	15.241	137.516	131.842
7	9:30:25.844	54.189	18.220	20.668	15.301	131.584	129.802
8	9:31:18.438	52.594	17.245	20.331	15.018	135.025	127.581
9	9:32:09.919	51.481	17.135	19.668	14.678	136.954	123.815

Lap	Time of Day	Lap Tm	S1	S2	S3	S3Spd	SFSpd
(61) Max ALEXANDER							
1	9:24:50.984			20.792	15.480	134.215	125.905
2	9:25:44.082	53.098	18.461	19.860	14.777	136.398	129.053
3	9:26:38.486	54.404	17.579	19.584	17.241	137.234	127.824
4	9:27:30.217	51.731	17.454	19.626	14.651	137.234	128.313
5	9:28:22.538	52.321	17.191	19.555	15.575	137.234	127.824
6	9:29:15.485	52.947	17.285	20.134	15.528	132.102	130.306
7	9:30:13.361	57.876	17.217	19.500	21.159	138.366	33.739
8	9:32:28.663	2:15.302	1:37.109	20.562	17.631	135.571	124.968

Lap	Time of Day	Lap Tm	S1	S2	S3	S3Spd	SFSpd
(94) Greg GILFILLAN							
1	9:24:58.739			21.717	16.054	130.560	125.201
2	9:25:53.777	55.038	18.892	20.538	15.608	136.121	126.380
3	9:26:49.551	55.774	17.851	19.850	18.073	138.939	109.118
4	9:27:44.092	54.541	19.248	20.229	15.064	137.516	125.435
5	9:28:37.219	53.127	17.773	19.998	15.356	132.886	127.824
6	9:29:31.506	54.287	18.729	20.338	15.220	136.398	129.302
7	9:30:25.083	53.577	18.094	20.260	15.223	138.652	127.824
8	9:31:18.852	53.769	17.771	20.795	15.203	135.025	126.618
9	9:32:10.598	51.746	17.461	19.273	15.012	140.099	130.306

Lap	Time of Day	Lap Tm	S1	S2	S3	S3Spd	SFSpd
(99) Callum GRIGOR							
1	9:25:10.414			21.042	14.932	134.484	129.802
2	9:26:04.115	53.701	18.285	20.453	14.963	133.947	125.435
3	9:26:57.343	53.228	18.323	20.130	14.775	135.845	126.618
4	9:27:49.412	52.069	17.433	19.854	14.782	134.484	129.302
5	9:28:43.446	54.034	17.432	19.516	17.086	137.234	38.746
6	9:30:03.504	1:20.058	44.782	20.147	15.129	135.845	129.053
7	9:30:55.264	51.760	17.347	19.642	14.771	135.845	128.559
8	9:31:47.646	52.382	17.890	19.886	14.606	136.675	128.805
9	9:32:39.410	51.764	17.411	19.587	14.766	136.675	129.302

Lap	Time of Day	Lap Tm	S1	S2	S3	S3Spd	SFSpd
(1) Bruce BIRNIE							
1	9:25:40.736				15.505	130.306	115.504
2	9:26:33.892	53.156			14.936	136.121	127.098
3	9:27:26.628	52.736			14.990	135.845	127.098
4	9:28:19.815	53.187			15.972	135.298	123.360
5	9:29:18.067	58.252			19.426	132.886	35.043

Lap	Time of Day	Lap Tm	S1	S2	S3	S3Spd	SFSpd
(32) John MacDONALD							
1	9:25:19.074				17.783	92.562	121.352
2	9:26:17.290	58.216	20.238	22.280	15.698	128.313	125.201
3	9:27:13.727	56.437	19.067	21.507	15.863	135.845	124.504
4	9:28:08.485	54.758	18.620	20.877	15.261	129.802	125.670
5	9:29:02.291	53.806			15.346	136.398	125.435
6	9:29:55.500	53.209			14.948	136.121	126.142
7	9:30:49.901	54.401	18.686	20.469	15.246	133.947	126.380
8	9:31:43.835	53.934			15.131	134.484	125.670
9	9:32:37.253	53.418			15.232	135.845	126.380

Lap	Time of Day	Lap Tm	S1	S2	S3	S3Spd	SFSpd
(119) Kristopher DUNCAN							
1	9:25:01.232			21.980	16.237	126.142	120.915
2	9:25:55.926	54.694	18.276	21.052	15.366	127.824	122.014
3	9:26:49.711	53.785	17.929	20.406	15.450	130.814	121.792
4	9:27:42.936	53.225	18.029	20.058	15.138	130.053	122.908
5	9:28:37.570	54.634	17.735	21.136	15.763	125.905	122.683
6	9:29:37.861	1:00.291	18.249	20.515	21.527	129.551	36.002

Lap	Time of Day	Lap Tm	S1	S2	S3	S3Spd	SFSpd
(45) Ewan GRAY							
1	9:24:54.570				15.562	130.560	125.201
2	9:25:48.838	54.268			15.453	133.947	124.044
3	9:26:42.739	53.901			15.347	133.150	125.670
4	9:27:43.792	1:01.053			22.281	126.380	28.399
5	9:30:05.381	2:21.589			15.348	134.754	127.824
6	9:30:59.005	53.624			14.986	134.754	129.053
7	9:31:58.192	59.187			20.963	121.133	27.114

Lap	Time of Day	Lap Tm	S1	S2	S3	S3Spd	SFSpd
(511) Marc IRONSIDE							
1	9:24:57.429				22.285	16.054	130.814
2	9:25:54.298	56.869	19.425	21.181	16.263	130.306	125.670
3	9:26:49.572	55.274	18.684	20.885	15.705	132.102	124.968
4	9:27:44.962	55.390	18.975	20.770	15.645	133.947	126.142
5	9:28:39.487	54.525	18.395	20.432	15.698	132.624	123.587
6	9:29:33.514	54.027	18.166	20.491	15.370	130.814	127.339
7	9:30:28.796	55.282	18.376	20.627	16.279	132.362	124.735
8	9:31:24.023	55.227	18.658	21.068	15.501	132.102	127.098
9	9:32:19.133	55.110	18.300	21.046	15.764	129.551	123.815

Lap	Time of Day	Lap Tm	S1	S2	S3	S3Spd	SFSpd
(56) Andy GROVES							
1	9:25:09.645				18.359	118.985	124.968
2	9:26:08.437	58.792			16.101	126.380	125.201
3	9:27:04.335	55.898	19.070	20.919	15.909	133.150	125.435
4	9:28:01.204	56.869			15.737	128.559	125.435
5	9:28:55.627	54.423			15.488	132.886	125.201
6	9:29:51.123	55.496			15.774	134.215	126.380
7	9:30:45.211	54.088			15.397	132.102	126.380
8	9:31:39.240	54.029			15.478	133.680	125.435
9	9:32:38.559	59.319			20.529	130.560	39.685

Lap	Time of Day	Lap Tm	S1	S2	S3	S3Spd	SFSpd
(71) Gavin JONES							
1	9:25:07.966				16.983	125.905	121.133
2	9:26:05.693	57.727			16.193	132.886	122.459
3	9:27:02.152	56.459	18.628	21.831	16.000	128.559	122.236
4	9:27:57.719	55.567	18.708	21.176	15.683	134.215	124.273
5	9:28:52.054	54.335			15.660	135.571	124.044
6	9:29:49.220	57.166			15.785	132.102	124.044
7	9:30:43.324	54.104			15.511	133.680	123.133
8	9:31:37.566	54.242			15.774	133.150	120.697
9	9:32:41.001	1:03.435			24.408	121.133	26.483

Lap	Time of Day	Lap Tm	S1	S2	S3	S3Spd	SFSpd
(57) Stewart ROBB							
1	9:25:06.869				16.358	121.133	126.142
2	9:26:04.016	57.147			16.236	129.802	126.142
3	9:27:01.344	57.328			15.908	132.624	126.142
4	9:27:56.834	55.490			15.390	135.025	128.559
5	9:28:50.993	54.159			15.244	136.675	128.313
6	9:29:45.955	54.962			15.164	133.150	125.670
7	9:30:40.649	54.694			15.318	132.102	128.068
8	9:31:37.919	57.270			18.301	135.845	47.159

KMSC National Motorcycle Racing

Scottish Championship Superbikes & KMSC Clubman

Knockhill 1.267 miles

Warm Up 2

15/04/2018 09:45

Practice (10:00 Time) started at 9:23:52

Lap	Time of Day	Lap Tm	S1	S2	S3	S3Spd	SFSpd
5	9:28:58.903	54.731			15.703	132.362	124.504
6	9:29:53.551	54.648			15.928	128.313	124.968
7	9:30:57.174	1:03.623			24.297	100.011	27.845

Lap	Time of Day	Lap Tm	S1	S2	S3	S3Spd	SFSpd
5	9:29:15.678	59.472			16.926	123.133	117.733
6	9:30:23.088	1:07.410			25.336	121.572	28.715

(18) Clint WALKER

Lap	Time of Day	Lap Tm	S1	S2	S3	S3Spd	SFSpd
1	9:25:18.515			24.816	17.492	110.193	117.116
2	9:26:17.522	59.007	19.566	22.701	16.740	127.581	123.133
3	9:27:15.007	57.485	19.129	22.013	16.343	127.824	119.196
4	9:28:11.156	56.149	19.002	20.951	16.196	127.339	118.775
5	9:29:06.837	55.681	18.418	21.273	15.990	130.560	121.133
6	9:30:02.097	55.260	18.485	20.968	15.807	129.551	120.915
7	9:30:56.791	54.694	18.283	20.569	15.842	131.070	120.915
8	9:31:56.669	59.878	18.502	21.560	19.816	130.053	32.864

(51) Calum JACKSON

Lap	Time of Day	Lap Tm	S1	S2	S3	S3Spd	SFSpd
1	9:25:06.724			24.249	18.361	112.976	117.733
2	9:26:10.927	1:04.203	21.591	24.071	18.541	109.832	120.265
3	9:27:13.954	1:03.027	21.962	23.331	17.734	117.321	119.409
4	9:28:15.956	1:02.002	21.332	23.158	17.512	112.786	120.697
5	9:29:17.653	1:01.697			17.517	116.304	120.697
6	9:30:18.417	1:00.764		22.746	17.529	121.133	120.265
7	9:31:19.932	1:01.515	21.318	22.931	17.266	120.915	123.133
8	9:32:20.991	1:01.059	20.721	22.940	17.398	119.621	116.304

(122) David SUDDES

Lap	Time of Day	Lap Tm	S1	S2	S3	S3Spd	SFSpd
1	9:25:18.147				16.909	113.549	119.409
2	9:26:16.691	58.544			16.326	122.459	120.697
3	9:27:15.159	58.468			16.607	120.049	120.480
4	9:28:12.294	57.135	19.934	21.502	15.699	127.824	122.459
5	9:29:07.651	55.357			15.903	127.339	120.480
6	9:30:03.562	55.911			15.877	130.814	120.915
7	9:30:58.941	55.379			15.699	123.360	122.683
8	9:31:54.413	55.472			15.960	128.559	122.683
9	9:32:50.277	55.864			15.872	129.551	122.236

(67) James MacAULAY

Lap	Time of Day	Lap Tm	S1	S2	S3	S3Spd	SFSpd
1	9:25:14.664				18.564	105.848	105.848
2	9:26:20.123	1:05.459			18.105	108.413	110.193
3	9:27:23.335	1:03.212			17.858	104.529	108.064
4	9:28:25.924	1:02.589			17.246	114.910	108.238
5	9:29:27.064	1:01.140			17.010	113.742	110.922
6	9:30:37.450	1:10.386			26.065	115.703	26.886

(52) Paul McLEAN

Lap	Time of Day	Lap Tm	S1	S2	S3	S3Spd	SFSpd
1	9:25:02.542				17.488	113.357	118.775
2	9:26:02.735	1:00.193			16.812	122.236	123.815
3	9:27:00.953	58.218			16.172	120.265	122.459
4	9:27:58.931	57.978			16.330	127.098	123.815
5	9:28:56.071	57.140			16.106	130.053	121.572
6	9:29:54.207	58.136			16.574	125.905	124.044
7	9:30:53.599	59.392			16.174	122.459	121.792
8	9:31:51.117	57.518			16.253	127.581	118.565
9	9:32:49.055	57.938			16.518	126.857	122.236

(19) Nic BOYES

Lap	Time of Day	Lap Tm	S1	S2	S3	S3Spd	SFSpd
1	9:25:09.391			25.363	19.146	103.242	106.689
2	9:26:14.158	1:04.767	22.255	23.953	18.559	112.597	111.290
3	9:27:18.162	1:04.004	21.540	24.355	18.109	111.474	110.556
4	9:28:21.691	1:03.529	21.858	23.764	17.907	112.033	111.290
5	9:29:24.490	1:02.799	21.228	23.728	17.843	112.597	110.739
6	9:30:26.467	1:01.977	20.826	23.554	17.597	115.903	111.474
7	9:31:28.804	1:02.337	20.907	23.668	17.762	115.305	109.832
8	9:32:30.471	1:01.667	20.733	23.327	17.607	116.506	110.193

(30) Alan RENNIE

Lap	Time of Day	Lap Tm	S1	S2	S3	S3Spd	SFSpd
1	9:24:59.322			23.017	16.778	127.098	124.735
2	9:25:57.620	58.298	19.916	21.996	16.386	123.587	124.968
3	9:26:55.004	57.384	19.611	21.553	16.220	128.805	125.201
4	9:27:56.467	1:01.463	19.183	21.502	20.778	108.238	35.810
5	9:29:29.741	1:33.274	55.316	21.910	16.048	126.142	121.792
6	9:30:39.132	1:09.391	19.839	25.680	23.872	120.480	25.850

(14) James CRAWFORD

Lap	Time of Day	Lap Tm	S1	S2	S3	S3Spd	SFSpd
1	9:25:26.037			25.822	18.921	108.941	111.474
2	9:26:31.726	1:05.689	21.969	25.328	18.392	111.290	112.597
3	9:27:36.243	1:04.517	21.808	24.556	18.153	114.714	116.709
4	9:28:39.521	1:03.278	21.229	24.396	17.653	112.976	115.903
5	9:29:42.517	1:02.996	21.146	24.026	17.824	114.129	113.742
6	9:30:44.858	1:02.341	20.999	23.776	17.566	113.549	116.709
7	9:31:47.535	1:02.677	21.076	23.865	17.736	113.935	115.703
8	9:32:49.278	1:01.743	20.826	23.492	17.425	115.305	120.697

(37) Steven PATTERSON

Lap	Time of Day	Lap Tm	S1	S2	S3	S3Spd	SFSpd
1	9:29:53.903			24.927	17.596	120.480	121.792
2	9:30:54.532	1:00.629	20.361	23.143	17.125	125.905	123.360
3	9:31:53.646	59.114	19.973	22.506	16.635	125.435	123.587
4	9:32:51.363	57.717	19.251	22.101	16.365	125.435	126.380

(100) Laura NUTTALL

Lap	Time of Day	Lap Tm	S1	S2	S3	S3Spd	SFSpd
1	9:25:07.307				17.175	111.105	122.459
2	9:26:10.712	1:03.405	21.382	23.748	18.275	116.506	122.908
3	9:27:10.868	1:00.156			17.275	117.733	121.572
4	9:28:09.837	58.969			16.516	118.356	125.201
5	9:29:08.253	58.416	19.451	22.324	16.641	118.775	126.142
6	9:30:07.094	58.841	19.200	22.357	17.284	121.133	122.014
7	9:31:05.314	58.220	19.609	21.947	16.664	121.792	122.683
8	9:32:03.414	58.100	19.378	22.006	16.716	119.409	122.908

(28) Andrew BUCHANAN

Lap	Time of Day	Lap Tm	S1	S2	S3	S3Spd	SFSpd
1	9:25:02.040				18.136	115.504	115.107
2	9:26:03.110	1:01.070			17.397	119.621	114.129
3	9:27:03.639	1:00.529			17.364	118.985	115.903
4	9:28:03.455	59.816			17.261	125.435	116.506
5	9:29:02.587	59.132			17.119	123.815	115.903
6	9:30:03.566	1:00.979			17.536	115.305	114.518
7	9:31:06.792	1:03.226			20.411	123.360	30.982

(26) Steven McINTYRE

Lap	Time of Day	Lap Tm	S1	S2	S3	S3Spd	SFSpd
1	9:25:09.525				18.811	110.193	117.526
2	9:26:11.252	1:01.727			17.916	123.133	118.565
3	9:27:15.024	1:03.772			18.672	121.792	114.129
4	9:28:16.206	1:01.182			17.322	118.565	118.775

Clerk of the Course.

Sig : _____ Time : _____

Chief Timekeeper : Ian Sharp (SMART Timing)

Results available at www.speedhive.com and www.smart-timing.co.uk

Printed: 15/04/2018 09:36:48

Orbits



Qualifying Results

KMSC National Motorcycle Racing

Sorted on best lap time

Scottish Sidecars

Knockhill 1.267 miles

Warm Up 2

15/04/2018 10:00

Practice (10:00 Time) started at 9:34:25

Pos	No.	Name	Make/Model	CC	Class	Laps	Best Tm	In Lap	Diff	Avg. Speed
1	5	SHAND / BEISEY	Shand	F2 600	SC	6	58.912	5		63.954
2	19	ROBINSON / GRAVEL		LCR F2 600	SC	7	59.556	6	0.644	65.246
3	93	KIRKUP / HERBERTSON			SC	7	1:00.816	3	1.904	63.614
4	73	PRING / PRING	Shand Suzuki	600	SC	7	1:01.712	7	2.800	61.089
5	36	EDDISON / SOUTER	Ireson Honda	600RR	SC	6	1:02.186	5	3.274	62.443
6	114	AMOS / PRING	Suzuki Windle	GSXR1000	SC	7	1:04.172	5	5.260	60.755
7	22	LITHGOW / BRUNTON	Shelbourne RR	600	SC	5	1:04.245	4	5.333	48.147
8	50	BROWNE / McKAY	Ireson Suzuki	750	SC	5	1:09.143	4	10.231	52.714
9	111	STROUD / SCHOFIELD	Baker Suzuki	750	SC	2	6:14.726	2	5:15.814	45.899
10	18	LILLIE / CHANDLER		LCR 600	SC	1		0		60.606
11	3	LAWRIE / FAIRHURST	LCR Suzuki	600	SC	1		0		52.297
12	51	MURPHY / CARRUTHERS		HAYES F2	SC	1		0		11.954

Clerk of the Course.

Orbits

Sig : Time :

Chief Timekeeper : Ian Sharp (SMART Timing)

 Results available at www.speedhive.com and www.smart-timing.co.uk

Printed: 15/04/2018 10:21:05



KMSC National Motorcycle Racing

Scottish Sidecars

Knockhill 1.267 miles

Warm Up 2

15/04/2018 10:00

Practice (10:00 Time) started at 9:34:25

Lap	Time of Day	Lap Tm	S1	S2	S3	S3Spd	SFSpd
(5) SHAND / BEISEY							
1	9:35:43.747			24.946	18.901	97.399	95.868
2	9:43:06.827	6:05.264		23.057	17.164	106.015	97.824
3	9:44:06.339	59.512			16.771	106.351	98.833
4	9:45:05.552	59.213			17.075	106.351	97.682
5	9:46:04.464	58.912	19.984	22.111	16.817	106.689	97.967
6	9:47:10.704	1:06.240			23.560	106.520	27.548
(19) ROBINSON / GRAVEL							
1	9:35:36.641			24.483	18.436	106.689	98.979
2	9:43:09.626	6:21.017		23.347	17.441	106.689	98.543
3	9:44:10.150	1:00.524		23.183	16.993	108.588	98.833
4	9:45:10.593	1:00.443	20.382	22.881	17.180	105.515	99.714
5	9:46:12.177	1:01.584	21.779	22.846	16.959	107.717	101.218
6	9:47:11.733	59.556	20.084	22.519	16.953	108.764	100.310
7	9:48:12.139	1:00.406	20.663	22.695	17.048	110.374	100.914
(93) KIRKUP / HERBERTSON							
1	9:35:46.791			25.794	18.717	100.914	91.303
2	9:43:13.207	6:02.674		23.420	17.946	101.066	92.181
3	9:44:14.023	1:00.816		23.159	17.600	101.218	91.928
4	9:45:15.183	1:01.160	20.432	22.821	17.907	101.987	92.435
5	9:46:18.048	1:02.865	20.348	24.573	17.944	102.298	92.818
6	9:47:18.999	1:00.951	20.017	22.883	18.051	101.987	92.818
7	9:48:24.694	1:05.695	20.397	22.705	22.593	102.768	29.215
(73) PRING / PRING							
1	9:35:47.319			25.854	19.452	98.979	90.198
2	9:43:18.713	6:04.569		24.498	18.268	101.371	95.731
3	9:44:32.934	1:14.221		23.875	28.221	102.454	95.868
4	9:45:35.586	1:02.652	21.517	23.435	17.700	106.689	96.976
5	9:46:39.363	1:03.777	21.769	24.281	17.727	106.183	97.682
6	9:47:43.730	1:04.367	22.497	24.367	17.503	102.298	96.558
7	9:48:45.442	1:01.712	21.227	22.812	17.673	103.721	96.281
(36) EDDISON / SOUTER							
1	9:35:42.527			26.365	18.832	99.419	93.076
2	9:43:08.602	6:05.030	6:45.534	23.042	17.499	103.721	94.518
3	9:44:10.828	1:02.226	20.993	23.403	17.830	101.524	95.459
4	9:45:14.285	1:03.457	21.690	23.770	17.997	103.242	94.518
5	9:46:16.471	1:02.186	21.026	23.725	17.435	104.692	94.919
6	9:47:21.060	1:04.589	20.754	23.337	20.498	104.366	35.563
(114) AMOS / PRING							
1	9:35:59.301			26.547	18.946	106.351	100.011
2	9:43:24.470	5:50.757		25.628	18.677	102.926	102.298
3	9:44:29.262	1:04.792		24.390	18.491	112.220	106.015
4	9:45:34.489	1:05.227	22.098	25.164	17.965	107.544	108.238
5	9:46:38.661	1:04.172	22.164	24.579	17.429	114.518	109.653
6	9:47:44.040	1:05.379	22.879	24.946	17.554	102.142	110.739
7	9:48:48.313	1:04.273	22.184	23.940	18.149	111.474	109.474
(22) LITHGOW / BRUNTON							
1	9:43:33.528			24.566	19.614	101.218	90.077
2	9:44:40.959	1:07.431	23.372	24.772	19.287	101.524	90.564
3	9:45:46.700	1:05.741	22.511	24.217	19.013	100.310	92.690
4	9:46:50.945	1:04.245	22.008	23.728	18.509	100.161	93.595
5	9:47:56.459	1:05.514	22.839	24.059	18.616	101.987	91.677
(50) BROWNE / McKAY							
1	9:35:55.945			28.523	20.956	91.179	85.487
2	9:43:38.269	5:57.948		27.776	20.310	93.465	87.608
3	9:44:48.398	1:10.129		26.272	19.452	102.611	92.690
4	9:45:57.541	1:09.143	23.482	25.893	19.768	104.366	89.596
5	9:47:15.426	1:17.885	23.654	26.355	27.876	97.682	21.648
(111) STROUD / SCHOFIELD							
1	9:35:43.417			27.167	20.214	88.884	85.379
2	9:43:21.540	6:14.726			23.475	92.054	34.538
(18) LILLIE / CHANDLER							
1	9:35:40.302			24.915	17.504	107.201	99.566

Lap	Time of Day	Lap Tm	S1	S2	S3	S3Spd	SFSpd
(3) LAWRIE / FAIRHURST							
1	9:35:52.260			24.503	17.775	108.238	105.681
(51) MURPHY / CARRUTHERS							
1	9:46:24.339			29.436	22.388	90.442	86.702

Clerk of the Course.

Sig : Time :

Chief Timekeeper : Ian Sharp (SMART Timing)

 Results available at www.speedhive.com and www.smart-timing.co.uk

Printed: 15/04/2018 10:21:32

Orbits



Race Results

KMSC National Motorcycle Racing

Sorted on Laps

KMSC Championship CB500's

Knockhill 1.267 miles

Race 16 - 2nd Race

15/04/2018 10:15

Race (10 Laps) started at 9:56:53

Pos	No.	Name	Make/Model	CC	Class	Laps	Total Tm	Diff	Best Tm	In Lap	Avg. Speed
1	87	Jodie CHALK	Honda	CB500	CB	10	10:05.623		1:00.032	6	75.312
2	144	Keith SHEPHERD	Honda	CB500	CB	10	10:12.005	6.382	1:00.656	8	74.527
3	111	Jimmy SHANKS	Honda	CB500	CB	10	10:12.805	7.182	1:00.178	3	74.430
4	34	Adrian TEASDALE	Honda	CB500	CB	10	10:19.889	14.266	1:00.660	3	73.579
5	48	Allan BROOKBANKS	Honda	CB500	CB	10	10:23.971	18.348	1:01.505	7	73.098
6	47	Steve KAIN	Honda	CB500	CB	10	10:35.238	29.615	1:02.175	8	71.801
7	26	Raymond REID	Honda	CB500	CB	10	10:37.553	31.930	1:03.027	10	71.541
8	14	Martin CURRAH	Honda	CB500	CB	10	10:37.964	32.341	1:02.758	10	71.495
9	23	Ross McCLEARY	Honda	CB500	CB	10	10:42.393	36.770	1:03.357	9	71.002
10	7	Colvin DENHOLM	Honda	CB500	CB	10	10:42.458	36.835	1:03.326	8	70.994
11	15	Peter ROBERTSON	Honda	CB500	CB	10	10:56.015	50.392	1:04.807	6	69.527
12	113	Calum PERT	Honda	CB500	CB	10	11:04.648	59.025	1:05.015	10	68.624
13	53	Barry GOW	Honda	CB500	CB	10	11:05.043	59.420	1:05.045	10	68.583
14	55	Allan McCLEARY	Honda	CB500	CB	9	10:21.996	1 Lap	1:08.324	2	65.997
15	25	Tommy McGOWAN	Honda	CB500	CB	9	10:22.172	1 Lap	1:07.080	6	65.978
Not classified											
DNF	13	Andrew BARTON	Honda	CB500	CB	6	6:30.430	DNF	1:03.238	4	70.093
DNS	12	William MONIE	Honda	CB500	CB			DNS		0	-
DNS	126	Martin BULMAN	Honda	CB500	CB			DNS		0	-

Announcements

New Track Record (1:00.032) for National CB500 by Jodie CHALK.

Margin of Victory	Avg. Speed	Best Lap Tm	Best Speed	Best Lap by
6.382	75.312	1:00.032	75.978	87 - Jodie CHALK

Clerk of the Course.

Orbits

Sig : Time :

Chief Timekeeper : Ian Sharp (SMART Timing)

 Results available at www.speedhive.com and www.smart-timing.co.uk

Printed: 15/04/2018 10:16:32



KMSC National Motorcycle Racing

KMSC Championship CB500's

Knockhill 1.267 miles

Race 16 - 2nd Race

15/04/2018 10:15

Race (10 Laps) started at 9:56:53

Lap	Time of Day	Lap Tm	S1	S2	S3	S3Spd	SFSpd	Lap	Time of Day	Lap Tm	S1	S2	S3	S3Spd	SFSpd	
(87) Jodie CHALK																
1	9:57:55.775				17.781	98.254	90.442	1	9:58:00.702				24.366	18.621	96.419	90.077
2	9:58:56.337	1:00.562			17.676	98.833	90.077	2	9:59:04.373	1:03.671	21.462	23.806	18.403	100.310	88.767	
3	9:59:56.904	1:00.567			17.704	98.543	90.198	3	10:00:08.141	1:03.768	21.512	23.879	18.377	97.967	89.596	
4	10:00:57.509	1:00.605			17.853	96.976	89.836	4	10:01:11.654	1:03.513	21.236	24.186	18.091	98.111	89.836	
5	10:01:58.013	1:00.504			17.713	97.682	89.716	5	10:02:15.358	1:03.704	21.001	24.364	18.339	96.558	89.358	
6	10:02:58.045	1:00.032			17.592	98.254	90.686	6	10:03:18.417	1:03.059	21.002	23.614	18.443	99.566	88.649	
7	10:03:58.175	1:00.130			17.647	98.979	90.564	7	10:04:21.623	1:03.206	21.249	23.707	18.250	98.111	88.884	
8	10:04:58.348	1:00.173			17.658	98.543	91.427	8	10:05:24.768	1:03.145	20.846	23.951	18.348	96.836	87.952	
9	10:05:58.684	1:00.336			17.679	98.688	90.077	9	10:06:27.845	1:03.077	20.936	23.696	18.445	97.399	87.040	
10	10:06:58.942	1:00.258			17.591	98.543	90.686	10	10:07:30.872	1:03.027	20.937	23.891	18.199	96.558	88.532	
(144) Keith SHEPHERD																
1	9:57:56.457				17.764	96.976	89.596	(14) Martin CURRAH								
2	9:58:57.729	1:01.272			18.074	97.967	88.649	1	9:58:00.241				18.770	98.111	89.002	
3	9:59:58.725	1:00.996			17.760	96.419	88.884	2	9:59:04.422	1:04.181	21.269	23.992	18.920	96.976	90.198	
4	10:00:59.632	1:00.907			17.782	96.976	88.884	3	10:00:07.778	1:03.356	21.155	23.728	18.473	96.836	88.767	
5	10:02:00.490	1:00.858			17.826	97.257	88.299	4	10:01:11.290	1:03.512			18.294	97.399	88.767	
6	10:03:01.554	1:01.064			17.713	97.117	89.120	5	10:02:14.673	1:03.383			18.602	97.540	89.596	
7	10:04:02.697	1:01.143			17.727	97.257	89.002	6	10:03:18.641	1:03.968	21.332	23.660	18.976	98.398	89.358	
8	10:05:03.353	1:00.656			17.635	96.836	89.002	7	10:04:22.651	1:04.010			18.533	97.257	89.358	
9	10:06:04.643	1:01.290			18.196	98.398	88.183	8	10:05:25.546	1:02.895			18.416	96.419	87.722	
10	10:07:05.324	1:00.681			17.620	97.540	89.120	9	10:06:28.525	1:02.979	21.182	23.596	18.201	97.257	88.767	
(111) Jimmy SHANKS																
1	9:57:58.547			23.617	18.334	97.257	88.068	10	10:07:31.283	1:02.758			18.142	97.682	89.716	
2	9:58:59.415	1:00.868			18.104	97.399	88.183	(23) Ross McCLEARY								
3	9:59:59.593	1:00.178			17.943	97.967	88.416	1	9:58:02.032				18.830	96.005	87.040	
4	10:01:00.046	1:00.453			18.021	96.281	88.299	2	9:59:06.354	1:04.322			18.728	94.919	86.368	
5	10:02:01.009	1:00.963			18.147	97.117	88.649	3	10:00:10.287	1:03.933	21.203	24.072	18.658	93.726	86.035	
6	10:03:02.118	1:01.109			18.137	96.419	88.068	4	10:01:14.174	1:03.887			18.654	93.857	87.722	
7	10:04:03.703	1:01.585			18.576	96.419	87.266	5	10:02:18.461	1:04.287			18.733	94.385	85.925	
8	10:05:04.136	1:00.433			18.174	96.281	87.837	6	10:03:21.905	1:03.444			18.563	94.120	86.035	
9	10:06:05.066	1:00.930			18.376	97.824	88.183	7	10:04:25.414	1:03.509	21.105	23.849	18.555	93.726	86.035	
10	10:07:06.124	1:01.058			18.216	96.281	87.608	8	10:05:28.903	1:03.489	20.997	23.743	18.749	93.335	87.494	
(34) Adrian TEASDALE																
1	9:58:00.249				24.011	17.989	98.833	97.716	9	10:06:32.260	1:03.357			18.683	93.335	84.625
2	9:59:01.607	1:01.358	20.416		17.831	98.111	90.198	10	10:07:35.712	1:03.452			23.704	18.545	93.335	85.815
3	10:00:02.267	1:00.660	19.959	23.995	17.706	96.836	89.358	(7) Colvin DENHOLM								
4	10:01:03.117	1:00.850	20.194	23.037	17.619	97.117	89.477	1	9:58:02.124				18.740	96.419	86.927	
5	10:02:04.097	1:00.980	20.202	23.034	17.744	96.005	88.649	2	9:59:06.901	1:04.777			19.040	96.558	85.054	
6	10:03:05.829	1:01.732	20.295	23.370	18.067	96.976	88.767	3	10:00:10.580	1:03.679			18.498	95.595	86.814	
7	10:04:06.832	1:01.003	20.134	23.060	17.809	96.697	89.002	4	10:01:13.997	1:03.417			18.333	95.868	87.266	
8	10:05:08.156	1:01.324	20.348	23.099	17.877	96.419	88.649	5	10:02:18.500	1:04.503			18.900	94.651	86.814	
9	10:06:09.695	1:01.539	20.251	23.372	17.916	96.976	88.299	6	10:03:22.102	1:03.602			18.409	96.281	88.299	
10	10:07:13.208	1:03.513	20.956	24.383	18.174	95.731	88.416	7	10:04:25.448	1:03.346			18.326	96.281	86.702	
(48) Allan BROOKBANKS																
1	9:57:58.656				18.537	97.967	90.932	8	10:05:28.774	1:03.326			18.482	95.731	86.479	
2	9:59:01.214	1:02.558			18.114	98.543	89.002	9	10:06:32.269	1:03.495			18.426	96.419	86.035	
3	10:00:03.201	1:01.987			18.135	99.125	89.120	10	10:07:35.777	1:03.508			18.405	95.188	86.257	
4	10:01:05.212	1:02.011			18.152	97.824	89.358	(15) Peter ROBERTSON								
5	10:02:07.030	1:01.818			18.190	97.967	88.767	1	9:58:03.250				19.253	96.143	88.183	
6	10:03:08.956	1:01.926			18.097	97.967	88.416	2	9:59:08.273	1:05.023			19.269	96.836	87.952	
7	10:04:10.461	1:01.505			17.899	97.824	88.649	3	10:00:13.135	1:04.862			19.372	95.868	86.368	
8	10:05:12.726	1:02.265			18.426	97.257	86.035	4	10:01:18.792	1:05.657			19.228	96.143	87.494	
9	10:06:14.877	1:02.151			18.138	97.824	88.416	5	10:02:23.748	1:04.956			19.019	95.459	87.608	
10	10:07:17.290	1:02.413			18.125	97.540	89.836	6	10:03:28.555	1:04.807			19.154	96.143	87.494	
(47) Steve KAIN																
1	9:58:00.735				18.322		92.818	7	10:04:33.450	1:04.895			19.292	95.188	87.266	
2	9:59:03.606	1:02.871	21.029	23.853	17.989		91.055	8	10:05:38.357	1:04.907			19.199	95.053	86.368	
3	10:00:06.895	1:03.289			18.261		89.957	9	10:06:43.600	1:05.243			19.482	96.005	86.927	
4	10:01:09.890	1:02.995			18.231		90.686	10	10:07:49.334	1:05.734			20.150	95.868	87.380	
5	10:02:14.012	1:04.122			18.317		92.308	(113) Calum PERT								
6	10:03:17.232	1:03.220			18.490	98.111	90.686	1	9:58:03.661				24.903	19.068	95.731	87.608
7	10:04:20.009	1:02.777			17.934		90.932	2	9:59:10.101	1:06.440	22.308	24.719	19.413	92.947	86.479	
8	10:05:22.184	1:02.175			17.843	98.543	90.442	3	10:00:16.793	1:06.692	22.495	24.782	19.415	93.465	85.596	
9	10:06:24.641	1:02.457			18.149	96.836	90.442	4	10:01:22.835	1:06.042	22.523	24.423	19.096	93.988	86.368	
10	10:07:28.557	1:03.916			18.765		90.320	5	10:02:28.681	1:05.846	22.404	24.319	19.123	93.595	86.257	
(26) Raymond REID																
1	9:58:00.735				18.322		92.818	6	10:03:34.891	1:06.210	22.294	24.551	19.365	94.651	86.257	
2	9:59:03.606	1:02.871	21.029	23.853	17.989		91.055	7	10:04:40.965	1:06.074	22.068	24.430	19.576	94.252	85.596	
3	10:00:06.895	1:03.289			18.261		89.957	8	10:05:47.483	1:06.518	22.338	24.705	19.475	93.335	85.596	
4	10:01:09.890	1:02.995			18.231		90.686	9	10:06:52.952	1:05.469	22.094	24.260	19.115	94.518	86.035	
5	10:02:14.012	1:04.122			18.317		92.308	10	10:07:57.967	1:05.015	21.990	24.245	18.780	94.518	86.590	
(53) Barry GOW																
1	9:58:04.700							1	9:58:04.700				24.917	19.428	93.335	85.270
2	9:59:11.025	1:06.325	22.142					2	9:59:11.025	1:06.325	22.142	24.780	19.403	93.205	85.815	

Clerk of the Course.

Sig : _____ Time : _____

Chief Timekeeper : Ian Sharp (SMART Timing)

Results available at www.speedhive.com and

KMSC National Motorcycle Racing

KMSC Championship CB500's

Knockhill 1.267 miles

Race 16 - 2nd Race

15/04/2018 10:15

Race (10 Laps) started at 9:56:53

Lap	Time of Day	Lap Tm	S1	S2	S3	S3Spd	SFSpd	Lap	Time of Day	Lap Tm	S1	S2	S3	S3Spd	SFSpd
3	10:00:17.234	1:06.209	22.065	24.815	19.329	92.818	85.925								
4	10:01:23.606	1:06.372	22.336	24.701	19.335	92.947	85.596								
5	10:02:29.759	1:06.153	22.118	24.695	19.340	92.818	85.596								
6	10:03:35.733	1:05.974	21.965	24.595	19.414	93.857	85.596								
7	10:04:41.648	1:05.915	21.811	24.386	19.718	93.465	84.732								
8	10:05:47.630	1:05.982	22.023	24.701	19.258	93.205	86.257								
9	10:06:53.317	1:05.687	22.371	24.173	19.143	94.252	85.925								
10	10:07:58.362	1:05.045	21.899	24.267	18.879	93.857	84.200								

(55) Allan McCLEARY

1	9:58:06.088			25.594	19.880	90.932	84.306
2	9:59:14.412	1:08.324	22.877	25.502	19.945	91.427	83.467
3	10:00:22.845	1:08.433			20.119	90.442	82.139
4	10:01:31.231	1:08.386		25.657	19.812	91.303	82.139
5	10:02:39.818	1:08.587	22.781	25.621	20.185	90.686	81.938
6	10:03:48.477	1:08.659	23.112	25.392	20.155	91.303	81.839
7	10:04:57.222	1:08.745	22.961	25.745	20.039	91.179	81.540
8	10:06:05.825	1:08.603	23.195	25.434	19.974	90.932	83.260
9	10:07:15.315	1:09.490	23.592	25.977	19.921	90.932	82.543

(25) Tommy McGOWAN

1	9:58:09.009			26.662	20.321	91.179	86.257
2	9:59:17.668	1:08.659			19.942	92.308	85.487
3	10:00:26.915	1:09.247			19.630	92.690	85.270
4	10:01:35.817	1:08.902	23.305	25.830	19.767	93.857	85.487
5	10:02:43.590	1:07.773			19.564	93.076	84.625
6	10:03:50.670	1:07.080		24.775	19.572	93.726	85.487
7	10:04:58.245	1:07.575	22.545	25.711	19.319	93.595	84.200
8	10:06:06.626	1:08.381			20.649	95.323	85.487
9	10:07:15.491	1:08.865		25.342	19.811	95.323	84.839

(13) Andrew BARTON

1	9:57:59.570			23.819	18.567	96.976	87.040
2	9:59:03.176	1:03.606	21.539	23.387	18.680	97.540	85.706
3	10:00:07.246	1:04.070			18.930	94.385	84.732
4	10:01:10.484	1:03.238			18.366	95.459	86.927
5	10:02:13.894	1:03.410			18.313	95.459	86.035
6	10:03:23.749	1:09.855			24.379	93.988	29.919

Clerk of the Course.

Sig : Time :

Chief Timekeeper : Ian Sharp (SMART Timing)

 Results available at www.speedhive.com and www.smart-timing.co.uk

Printed: 15/04/2018 10:17:12

Orbits



KMSC National Motorcycle Racing

Lapchart

KMSC Championship CB500's

Knockhill 1.267 miles

Race 16 - 2nd Race

15/04/2018 10:15

Race (10 Laps) started at 9:56:53

Competitors	Laps										
	1	2	3	4	5	6	7	8	9	10	
Jodie CHALK (87)	1	87	87	87	87	87	87	87	87	87	87
Keith SHEPHERD (144)	2	144	144	144	144	144	144	144	144	144	144
Jimmy SHANKS (111)	3	111	111	111	111	111	111	111	111	111	111
Allan BROOKBANKS (48)	4	48	48	34	34	34	34	34	34	34	34
Andrew BARTON (13)	5	13	34	48	48	48	48	48	48	48	48
Martin CURRAH (14)	6	14	13	47	47	13	47	47	47	47	47
Adrian TEASDALE (34)	7	34	47	13	13	47	26	26	26	26	26
Raymond REID (26)	8	26	26	14	14	14	14	14	14	14	14
Steve KAIN (47)	9	47	14	26	26	26	23	23	7	23	23
Ross McCLEARY (23)	10	23	23	23	7	23	7	7	23	7	7
Colvin DENHOLM (7)	11	7	7	7	23	7	13	15	15	15	15
Peter ROBERTSON (15)	12	15	15	15	15	15	15	113	113	113	113
Calum PERT (113)	13	113	113	113	113	113	53	53	53	53	53
Barry GOW (53)	14	53	53	53	53	53	53	55	55	55	
Allan McCLEARY (55)	15	55	55	55	55	55	25	25	25		
Tommy McGOWAN (25)	16	25	25	25	25	25					
-	17										
-	18										

Clerk of the Course.

Sig : Time :

Chief Timekeeper : Ian Sharp (SMART Timing)

 Results available at www.speedhive.com and www.smart-timing.co.uk

Printed: 15/04/2018 10:17:39

Orbits



Race Results

KMSC National Motorcycle Racing

Sorted on Laps

KMSC Championship 125's

Knockhill 1.267 miles

Race 17 - 3rd Race

15/04/2018 10:30

Race (10 Laps) started at 10:13:20

Pos	No.	Name	Make/Model	CC	Class	Laps	Total Tm	Diff	Best Tm	In Lap	Avg. Speed
1	69	Mark BOWRAN	Kawasaki	ZXR400	F400	10	10:04.602		58.226	10	75.440
2	58	James McLAREN	Kawasaki	ZX400	F400	10	10:05.486	0.884	59.152	8	75.329
3	22	Ross MAGUIRE	Aprilia	RS125	F125	10	10:58.234	53.632	1:04.072	9	69.293
4	99	Marc GIBSON	Kawasaki	ZXR400	F400	9	10:18.592	1 Lap	1:07.931	2	66.360
5	33	Declan CONNELL	Aprilia	RS125	F125	9	10:19.355	1 Lap	1:07.163	7	66.278
6	12	Jimmy MUIR	Aprilia	RS125	F125	9	10:40.637	1 Lap	1:10.009	2	64.077
7	27	Jordan HAY	Aprilia	RS125	F125	9	10:51.749	1 Lap	1:11.243	6	62.984
8	55	Owen PATERSON	Aprilia	RS125	F125	9	10:59.212	1 Lap	1:10.408	8	62.271
9	16	Mia KELLAS	Aprilia	RS125	F125	9	11:02.629	1 Lap	1:10.895	8	61.950
Not classified											
DNF	122	Logan TURNER	Aprilia	RS125	F125	8	9:12.682	DNF	1:07.124	7	66.021
DNS	118	Rod WALKER	Kawasaki	ZXR400	F400			DNS		0	-

Announcements

New Track Record (1:04.072) for KMSC Formula 125 by Ross MAGUIRE.

Margin of Victory	Avg. Speed	Best Lap Tm	Best Speed	Best Lap by
0.884	75.440	58.226	78.334	69 - Mark BOWRAN

Clerk of the Course.

Orbits

Sig : Time :

Chief Timekeeper : Ian Sharp (SMART Timing)

 Results available at www.speedhive.com and www.smart-timing.co.uk

Printed: 15/04/2018 10:29:07





KMSC National Motorcycle Racing

KMSC Championship 125's

Knockhill 1.267 miles

Race 17 - 3rd Race

15/04/2018 10:30

Race (10 Laps) started at 10:13:20

Lap	Time of Day	Lap Tm	S1	S2	S3	S3Spd	SFSpd	Lap	Time of Day	Lap Tm	S1	S2	S3	S3Spd	SFSpd
(69) Mark BOWRAN								4	10:18:13.519	1:11.711	23.861	26.284	21.566	82.139	74.152
1	10:14:23.844				17.834	104.529	98.254	5	10:19:25.333	1:11.814	23.935	26.657	21.222	81.441	75.572
2	10:15:23.545	59.701			17.395	105.515	98.688	6	10:20:36.576	1:11.243	23.503	26.362	21.378	82.341	75.402
3	10:16:23.645	1:00.100			17.369	106.351	99.272	7	10:21:48.132	1:11.556	23.583	26.587	21.386	82.139	75.742
4	10:17:25.078	1:01.433			18.081	104.692	99.125	8	10:22:59.571	1:11.439	23.254	26.756	21.429	81.639	74.234
5	10:18:24.565	59.487			17.147	106.351	100.310	9	10:24:11.801	1:12.230	23.411	26.774	22.045	81.540	73.262
6	10:19:25.786	1:01.221			17.684	105.515	99.714	(55) Owen PATERSON							
7	10:20:26.024	1:00.238			17.070	105.184	100.161	1	10:14:46.806			28.361	21.351	87.837	80.561
8	10:21:24.752	58.728			17.147	105.349	99.566	2	10:15:59.270	1:12.464	24.047	27.541	20.876	87.266	81.146
9	10:22:26.428	1:01.676			17.652	104.692	99.863	3	10:17:10.307	1:11.037	23.485	26.970	20.582	88.416	80.950
10	10:23:24.654	58.226			16.970	105.349	98.979	4	10:18:21.846	1:11.539	23.406	27.147	20.986	86.590	80.755
(58) James McLAREN								5	10:19:33.801	1:11.955	24.015	27.224	20.716	87.722	81.146
1	10:14:24.040			23.162	17.462	104.366	97.540	6	10:20:45.515	1:11.714	23.706	27.027	20.981	87.040	80.658
2	10:15:23.974	59.934	20.133	22.545	17.256	106.689	95.053	7	10:21:56.425	1:10.910	23.512	26.868	20.530	87.837	81.244
3	10:16:24.007	1:00.033	20.126	22.750	17.157	106.520	97.257	8	10:23:06.833	1:10.408	23.146	26.338	20.924	88.183	80.561
4	10:17:24.622	1:00.615	19.842	23.077	17.696	103.242	96.697	9	10:24:19.264	1:12.431	24.105	27.397	20.929	87.266	80.658
5	10:18:24.914	1:00.292	19.863	22.926	17.503	104.204	98.543	(16) Mia KELLAS							
6	10:19:25.764	1:00.850	20.142	23.095	17.613	101.987	96.005	1	10:14:39.249			27.422	22.213	78.857	67.175
7	10:20:26.515	1:00.751	20.015	23.330	17.406	101.987	98.688	2	10:15:52.976	1:13.727			22.078	77.313	69.398
8	10:21:25.667	59.152	19.567	22.534	17.051	105.848	98.543	3	10:17:06.896	1:13.920			22.642	79.606	68.970
9	10:22:25.833	1:00.166			17.248	104.204	95.868	4	10:18:19.828	1:12.932			21.778	79.511	70.270
10	10:23:25.538	59.705		22.692	17.365	105.515	93.076	5	10:19:31.312	1:11.484			21.136	80.658	71.391
(22) Ross MAGUIRE								6	10:20:43.551	1:12.239			22.219	79.890	68.477
1	10:14:29.552			24.610	19.325	89.239	80.081	7	10:21:56.948	1:13.397			22.329	78.305	69.686
2	10:15:35.491	1:05.939			19.215	88.183	80.465	8	10:23:07.843	1:10.895			21.069	81.343	71.696
3	10:16:40.903	1:05.412			19.356	89.002	78.765	9	10:24:22.681	1:14.838			22.351	79.795	71.315
4	10:17:46.154	1:05.251			19.294	88.068	79.700	(122) Logan TURNER							
5	10:18:51.645	1:05.491			19.368	89.002	80.658	1	10:14:35.096				21.078	86.927	75.914
6	10:19:57.010	1:05.365			19.571	88.532	78.672	2	10:15:45.008	1:09.912			20.651	77.581	77.581
7	10:21:01.359	1:04.349			19.086	88.767	79.417	3	10:16:54.209	1:09.201			20.574		77.491
8	10:22:06.178	1:04.819			19.206	88.767	79.606	4	10:18:02.268	1:08.059			20.384	85.162	76.607
9	10:23:10.250	1:04.072			19.044	86.927	81.441	5	10:19:10.266	1:07.998			20.136	77.581	77.581
10	10:24:18.286	1:08.036			19.838	86.814	76.519	6	10:20:18.090	1:07.824			20.429		77.135
(99) Marc GIBSON								7	10:21:25.214	1:07.124			19.960	86.814	77.313
1	10:14:30.214				18.992	94.385	88.299	8	10:22:32.734	1:07.520			20.402	83.780	76.259
2	10:15:38.145	1:07.931			19.250	93.205	88.068								
3	10:16:46.203	1:08.058			19.147	92.818	87.608								
4	10:17:55.132	1:08.929			19.453	94.651	86.146								
5	10:19:03.660	1:08.528			19.442	93.595	86.368								
6	10:20:11.944	1:08.284			19.749	93.857	86.257								
7	10:21:20.876	1:08.932			19.654	92.562	87.040								
8	10:22:30.260	1:09.384			19.974	94.120	86.702								
9	10:23:38.644	1:08.384			19.453	93.465	86.590								
(33) Declan CONNELL															
1	10:14:33.842				20.828		79.700								
2	10:15:43.475	1:09.633			20.291		80.950								
3	10:16:52.330	1:08.855			20.158		81.244								
4	10:18:00.858	1:08.528			20.081		81.146								
5	10:19:09.442	1:08.584			19.882		81.639								
6	10:20:17.470	1:08.028			19.594		81.938								
7	10:21:24.633	1:07.163			19.698		81.244								
8	10:22:32.030	1:07.397			19.770	89.358	82.442								
9	10:23:39.407	1:07.377			20.044		82.139								
(12) Jimmy MUIR															
1	10:14:34.360			26.535	20.566	87.952	79.606								
2	10:15:44.369	1:10.009			20.198	87.722	80.561								
3	10:16:55.335	1:10.966			20.818	87.380	80.176								
4	10:18:05.757	1:10.422			20.542	87.266	79.043								
5	10:19:16.259	1:10.502	23.424	26.815	20.263	86.368	79.890								
6	10:20:27.098	1:10.839			21.056	85.706	79.417								
7	10:21:38.408	1:11.310			20.919	86.257	79.136								
8	10:22:48.820	1:10.412			20.630	87.040	79.043								
9	10:24:00.689	1:11.869			21.906	86.479	77.851								
(27) Jordan HAY															
1	10:14:37.171			27.108	22.027	81.441	74.647								
2	10:15:49.900	1:12.729	24.249	26.768	21.712	81.441	75.148								
3	10:17:01.808	1:11.908	23.842	26.566	21.500	82.951	74.152								

Clerk of the Course.

Orbits

Sig : Time :
Chief Timekeeper : Ian Sharp (SMART Timing)

Results available at www.speedhive.com and www.smart-timing.co.uk

Printed: 15/04/2018 10:29:25





Race Results

KMSC National Motorcycle Racing

Lapchart

KMSC Championship 125's

Knockhill 1.267 miles

Race 17 - 3rd Race

15/04/2018 10:30

Race (10 Laps) started at 10:13:20

Competitors	Laps										
	1	2	3	4	5	6	7	8	9	10	
Mark BOWRAN (69)	1	69	69	69	58	69	58	69	69	58	69
James McLAREN (58)	2	58	58	58	69	58	69	58	58	69	58
Ross MAGUIRE (22)	3	22	22	22	22	22	22	22	22	22	22
Marc GIBSON (99)	4	99	99	99	99	99	99	99	99	99	99
Declan CONNELL (33)	5	33	33	33	33	33	33	33	33	33	33
Jimmy MUIR (12)	6	12	12	122	122	122	122	122	122	12	12
Logan TURNER (122)	7	122	122	12	12	12	12	12	12	27	27
Jordan HAY (27)	8	27	27	27	27	27	27	27	27	55	55
Mia KELLAS (16)	9	16	16	16	16	16	16	55	55	16	16
Owen PATERSON (55)	10	55	55	55	55	55	16	16			
-	11										

Clerk of the Course.

Sig : Time :

Chief Timekeeper : Ian Sharp (SMART Timing)

Results available at www.speedhive.com and www.smart-timing.co.uk

Printed: 15/04/2018 10:29:55

Orbits



KMSC National Motorcycle Racing

KMSC Championship 125's

Knockhill 1.267 miles

Race 24 - 4th Race

15/04/2018 12:45

Race (10 Laps)

POLE POSITION

1	1 69 Mark BOWRAN	2 58 James McLAREN	3 22 Ross MAGUIRE
2	4 99 Marc GIBSON	5 33 Declan CONNELL	6 12 Jimmy MUIR
3	7 27 Jordan HAY	8 55 Owen PATERSON	9 16 Mia KELLAS
4	10 122 Logan TURNER	11 118 Rod WALKER	

Clerk of the Course.

Sig : Time :

Chief Timekeeper : Ian Sharp (SMART Timing)

Results available at www.speedhive.com and www.smart-timing.co.uk

Printed: 15/04/2018 10:30:19

Orbits



Race Results

KMSC National Motorcycle Racing

Sorted on Laps

KMSC Championship Formula 600's

Knockhill 1.267 miles

Race 18 - 2nd Race

15/04/2018 10:45

Race (10 Laps) started at 10:31:33

Pos	No.	Name	Make/Model	CC	Class	Laps	Total Tm	Diff	Best Tm	In Lap	Avg. Speed
1	69	Rory SKINNER	Kawasaki	ZX6R	S6	10	8:43.447		51.443	5	87.136
2	12	William MONIE	Suzuki	GSXR600	S6	10	8:44.636	1.189	51.282	5	86.938
3	64	Sam MUNRO	Kawasaki	ZX6R 600	S6	10	8:44.882	1.435	51.768	3	86.897
4	1	Bruce BIRNIE	Kawasaki	ZX6	S6	10	8:45.159	1.712	51.683	5	86.852
5	119	Kristopher DUNCAN	Kawasaki	ZX6R 600	S6	10	8:52.751	9.304	52.245	6	85.614
6	38	William BERGIN	Kawasaki	ZX6R 600	S6	10	8:57.613	14.166	52.775	10	84.840
7	77	Angus MEARNS	Yamaha	R6 600	S6	10	8:59.304	15.857	53.156	5	84.574
8	47	Steven HADDOW	Kawasaki	ZX6R 600	S6	10	8:59.528	16.081	53.020	10	84.539
9	2	Lewis PATERSON	Yamaha	R6 600	S6	10	9:04.087	20.640	53.353	6	83.830
10	8	Jon DICKIE	Yamaha	R6 600	S6	10	9:06.312	22.865	53.692	5	83.489
11	21	Mike SWANSON	Yamaha	R6 600	S6	10	9:09.623	26.176	53.636	7	82.986
12	11	Patrick FORMAN	Kawasaki	ZX6R 600	S6	10	9:10.838	27.391	54.025	6	82.803
13	26	Alan MacGREGOR	Kawasaki		S6	10	9:11.506	28.059	53.713	10	82.702
14	27	Andrew DONALD	Kawasaki	ZX6R 600	S6	10	9:26.713	43.266	55.216	10	80.483
15	28	Paul BOWERBANK	Yamaha	R6 600	S6	10	9:27.719	44.272	55.638	10	80.341
16	61	Siobhan FLYNN	Yamaha	R6 600	S6	10	9:38.734	55.287	55.826	10	78.812
17	6	James WILKEN	Yamaha	R6 600	S6	10	9:40.281	56.834	57.107	10	78.601
18	7	Peter DUNCAN	Triumph	Daytona 675R	S6	9	8:43.678	1 Lap	57.181	9	78.388
19	25	Jim PURVIS	Yamaha	R6 600	S6	9	8:53.937	1 Lap	57.724	3	76.881
20	58	Barry STEWART	Kawasaki	ZX6R 600	S6	9	8:54.113	1 Lap	57.793	7	76.856
21	50	Calum JACKSON	Triumph	Daytona 675	S6	9	9:09.118	1 Lap	59.360	9	74.756
22	22	Chris SPELLMAN	Yamaha	R6 600	S6	9	9:18.371	1 Lap	1:00.467	9	73.517
23	92	Christopher SCOTT	Yamaha	R6 600	S6	9	9:20.834	1 Lap	1:00.197	9	73.194
24	37	Kevin MONAGHAN			S6	9	9:22.091	1 Lap	1:00.174	3	73.031

Not classified

DNF	87	Steven ALLISON	Kawasaki	ZX6R 600	S6	7	6:25.432	DNF	53.645	7	82.836
DNF	10	Alex PEACOCK	Triumph	Daytona 675R	S6	6	6:15.486	DNF	1:00.828	3	72.883
DNF	5	Simon SMAIL	Triumph	Daytona 675R	S6	2	1:53.570	DNF	54.814	2	80.322
DNF	48	Mark FARRELL	Yamaha	R6 600	S6			DNF		0	-
DNS	33	Tommy MacGOWAN	Yamaha	R6 600	S6			DNS		0	-

Announcements

New Track Record (51.282) for KMSC Superstock 600 by William MONIE.

Margin of Victory	Avg. Speed	Best Lap Tm	Best Speed	Best Lap by
1.189	87.136	51.282	88.941	12 - William MONIE

Clerk of the Course.

Orbits

Sig : Time :

Chief Timekeeper : Ian Sharp (SMART Timing)

 Results available at www.speedhive.com and www.smart-timing.co.uk

Printed: 15/04/2018 10:46:34



KMSC National Motorcycle Racing

KMSC Championship Formula 600's

Knockhill 1.267 miles

Race 18 - 2nd Race

15/04/2018 10:45

Race (10 Laps) started at 10:31:33

Lap	Time of Day	Lap Tm	S1	S2	S3	S3Spd	SFSpd
(69) Rory SKINNER							
1	10:32:28.302				15.058	126.142	120.480
2	10:33:20.154	51.852			14.752	128.313	120.697
3	10:34:11.978	51.824			14.729	127.581	121.352
4	10:35:03.847	51.869			14.665	128.805	120.915
5	10:35:55.290	51.443			14.755	128.805	121.133
6	10:36:48.893	53.603			16.132	124.735	122.683
7	10:37:41.060	52.167			15.116	128.559	120.697
8	10:38:32.539	51.479			14.774	128.805	120.697
9	10:39:25.122	52.583			14.744	128.559	121.352
10	10:40:17.012	51.890			15.043	128.313	121.352

(12) William MONIE							
1	10:32:29.953				16.629	127.824	124.735
2	10:33:21.991	52.038			14.781	131.842	123.815
3	10:34:13.704	51.713			14.805	130.814	123.587
4	10:35:05.114	51.410			14.719	131.326	124.504
5	10:35:56.396	51.282			14.706	131.842	124.044
6	10:36:49.227	52.831			16.386	131.326	125.201
7	10:37:41.654	52.427			14.994	131.326	125.435
8	10:38:33.575	51.921			15.010	130.814	123.360
9	10:39:26.143	52.568			14.932	129.302	126.380
10	10:40:18.201	52.058			14.730	132.362	124.735

(64) Sam MUNRO							
1	10:32:28.582				15.085	127.581	120.265
2	10:33:20.662	52.080			14.792	128.313	120.049
3	10:34:12.430	51.768			14.894	128.805	120.480
4	10:35:04.516	52.086			14.920	128.068	119.621
5	10:35:56.420	51.904			14.798	128.313	120.697
6	10:36:48.476	52.056			15.136	129.302	120.480
7	10:37:41.518	53.042			15.913	127.581	120.697
8	10:38:33.317	51.799			14.832	127.581	118.985
9	10:39:26.095	52.778			14.893	126.380	121.133
10	10:40:18.447	52.352	17.380	19.924	15.048	128.068	121.792

(1) Bruce BIRNIE							
1	10:32:29.679		20.056	15.262	129.053	119.621	
2	10:33:21.999	52.320	17.403	19.731	15.186	127.098	119.621
3	10:34:14.126	52.127		15.084	129.551	121.792	
4	10:35:06.026	51.900		19.575	15.020	128.068	121.572
5	10:35:57.709	51.683	17.119	19.552	15.012	127.824	121.133
6	10:36:49.780	52.071	17.173	19.694	15.204	128.805	120.697
7	10:37:42.133	52.353		14.985	128.313	122.014	
8	10:38:33.941	51.808		15.076	129.802	120.697	
9	10:39:26.691	52.750		15.215	129.053	121.572	
10	10:40:18.724	52.033		15.046	130.053	122.459	

(119) Kristopher DUNCAN							
1	10:32:29.776		20.187	15.441	129.302	123.587	
2	10:33:23.145	53.369	17.962	20.193	15.214	131.326	122.683
3	10:34:15.418	52.273	17.305	19.911	15.057	130.053	123.133
4	10:35:07.774	52.356	17.391	19.857	15.108	129.802	122.683
5	10:36:00.146	52.372	17.465	19.865	15.042	129.802	123.133
6	10:36:52.391	52.245	17.287	19.849	15.109	129.551	122.236
7	10:37:47.006	54.615	17.998	21.498	15.119	128.559	121.572
8	10:38:40.438	53.432	17.807	19.985	15.640	129.802	120.697
9	10:39:33.579	53.141	17.709	20.147	15.285	129.802	122.014
10	10:40:26.316	52.737	17.533	20.062	15.142	131.842	122.459

(38) William BERGIN							
1	10:32:30.557		20.480	15.523	124.044	117.733	
2	10:33:23.993	53.436	17.493	20.296	15.647	125.670	117.526
3	10:34:16.973	52.980	17.544	20.171	15.265	124.735	118.356
4	10:35:10.288	53.315	17.628	20.302	15.385	124.504	118.147
5	10:36:03.542	53.254	17.497	20.298	15.459	124.273	117.321
6	10:36:56.765	53.223	17.663	20.109	15.451	123.815	118.147
7	10:37:50.408	53.643	17.609	20.426	15.608	124.273	119.409
8	10:38:44.774	54.366	18.525	20.416	15.425	124.504	117.116
9	10:39:38.403	53.629	17.735	20.483	15.411	124.735	117.940
10	10:40:31.178	52.775	17.366	20.065	15.344	124.968	118.565

(77) Angus MEARNS

Lap	Time of Day	Lap Tm	S1	S2	S3	S3Spd	SFSpd
1	10:32:31.226				15.473	128.313	120.915
2	10:33:24.483	53.257			15.370	128.805	120.697
3	10:34:17.652	53.169	17.673	20.185	15.311	129.053	120.480
4	10:35:10.871	53.219			15.173	128.313	120.697
5	10:36:04.027	53.156			15.440	124.968	120.265
6	10:36:57.318	53.291			15.351	128.313	119.196
7	10:37:50.683	53.365			15.298	128.559	121.572
8	10:38:45.541	54.858			15.459	128.559	118.985
9	10:39:39.154	53.613			15.111	124.504	121.572
10	10:40:32.869	53.715			15.586	126.618	118.356

(47) Steven HADDOW

1	10:32:30.929			20.537	15.429	124.968	119.196
2	10:33:24.173	53.244	17.661	20.404	15.179	126.380	119.621
3	10:34:17.845	53.672	17.673	20.398	15.601	126.142	117.321
4	10:35:11.559	53.714	17.894	20.343	15.477	126.618	118.985
5	10:36:04.924	53.365	17.656	20.347	15.362	124.735	119.196
6	10:36:58.276	53.352	17.632	20.223	15.497	125.670	118.147
7	10:37:51.627	53.351	17.650	20.297	15.404	125.670	119.409
8	10:38:46.216	54.589	18.329	20.636	15.624	125.201	118.147
9	10:39:40.073	53.857	17.612	20.830	15.415	125.670	119.196
10	10:40:33.093	53.020	17.512	20.176	15.332	126.857	118.565

(2) Lewis PATERSON

1	10:32:32.726			20.975	15.687	127.824	121.572
2	10:33:27.568	54.842	18.073	21.220	15.549	127.339	121.572
3	10:34:21.416	53.848	17.828	20.349	15.671	127.339	120.480
4	10:35:15.362	53.946	17.909	20.501	15.536	126.857	120.697
5	10:36:08.906	53.544	17.601	20.353	15.590	127.098	120.915
6	10:37:02.259	53.353	17.534	20.277	15.542	127.581	120.480
7	10:37:56.097	53.838	17.730	20.496	15.612	126.380	120.265
8	10:38:50.250	54.153	17.641	20.739	15.773	127.339	119.621
9	10:39:44.124	53.874	17.587	20.564	15.723	126.857	120.915
10	10:40:37.652	53.528	17.695	20.225	15.608	127.098	120.480

(8) Jon DICKIE

1	10:32:31.402			15.382	126.857	119.621	
2	10:33:25.170	53.768		15.212	125.905	119.835	
3	10:34:19.532	54.362		15.325	123.815	119.409	
4	10:35:13.778	54.246		15.152	124.504	118.985	
5	10:36:07.470	53.692		15.303	125.435	118.775	
6	10:37:01.480	54.010		15.389	122.908	117.733	
7	10:37:56.347	54.867		15.544	124.735	118.985	
8	10:38:50.514	54.167		15.791	127.339	117.733	
9	10:39:44.481	53.967		15.264	125.435	120.049	
10	10:40:39.877	53.396		16.658	125.435	106.520	

(21) Mike SWANSON

1	10:32:33.269		21.057	15.811	125.670	120.697	
2	10:33:28.426	55.157		15.712	122.908	119.835	
3	10:34:22.505	54.079	17.911	20.560	15.608	126.857	120.049
4	10:35:16.747	54.242	18.076	20.432	15.734	126.142	119.835
5	10:36:10.718	53.971		15.672	125.905	119.409	
6	10:37:05.000	54.282		15.778	124.044	119.196	
7	10:37:58.636	53.636	17.703	20.386	15.547	126.142	119.196
8	10:38:52.698	54.062	17.678	20.442	15.942	126.618	118.356
9	10:39:49.058	56.360	18.880	21.824	15.656	126.142	118.985
10	10:40:43.188	54.130	17.879	20.601	15.650	126.618	119.409

(11) Patrick FORMAN

1	10:32:34.104			21.265	15.915	123.587	116.304
2	10:33:28.980	54.876	18.296	20.666	15.914	123.360	117.321
3	10:34:23.526	54.546	18.288	20.538	15.720	122.459	116.506
4	10:35:18.075	54.549		15.835	122.459	115.903	
5	10:36:12.409	54.334		15.818	122.236	116.103	
6	10:37:06.434	54.025		15.779	122.683	115.504	
7	10:38:00.492	54.058	17.947	20.415	15.696	122.014	115.703
8	10:38:54.877	54.385	18.123	20.666	15.596	122.459	115.703
9	10:39:50.356	55.479	18.450	21.220	15.809	122.014	115.107
10	10:40:44.403	54.047	18.041	20.347	15.659	122.236	115.703

(26) Alan MacGREGOR

1	10:32:34.352			21.341	16.323	124.968	118.985
---	--------------	--	--	--------	--------	---------	---------

KMSC National Motorcycle Racing**KMSC Championship Formula 600's****Knockhill 1.267 miles****Race 18 - 2nd Race****15/04/2018 10:45****Race (10 Laps) started at 10:31:33**

Lap	Time of Day	Lap Tm	S1	S2	S3	S3Spd	SFSpd	Lap	Time of Day	Lap Tm	S1	S2	S3	S3Spd	SFSpd	
3	10:34:24.397	55.013	18.367	21.110	15.536	125.670	118.985	6	10:37:29.527	58.763			16.600	117.321	114.129	
4	10:35:18.960	54.563	18.425	20.545	15.593	125.435	117.940	7	10:38:27.902	58.375			16.402	120.697	113.742	
5	10:36:12.830	53.870	18.029	20.521	15.320	125.670	119.196	8	10:39:28.402	1:00.500			16.785	117.526	115.107	
6	10:37:06.853	54.023	18.145	20.489	15.389	124.968	117.116	9	10:40:27.502	59.100			16.856	118.985	113.549	
7	10:38:01.118	54.265	18.092	20.669	15.504	123.587	117.940	(58) Barry STEWART								
8	10:38:55.845	54.727	18.270	20.741	15.716	125.670	117.116	1	10:32:39.064				16.819	123.133	116.304	
9	10:39:51.358	55.513	18.584	21.332	15.597	125.201	116.709	2	10:33:37.179	58.115			16.862	124.500	113.742	
10	10:40:45.071	53.713	17.989	20.449	15.275	125.670	119.196	3	10:34:35.969	58.790			16.642	122.236	114.129	
(27) Andrew DONALD								4	10:35:34.318	58.349			16.894	123.133	113.357	
1	10:32:35.648			21.875	16.344	120.049	116.506	5	10:36:32.808	58.490			16.993	122.459	114.518	
2	10:33:31.868	56.220	18.625	21.543	16.052	121.572	116.912	6	10:37:30.677	57.869			16.513	122.683	114.323	
3	10:34:27.814	55.946	18.443	21.450	16.053	121.352	116.912	7	10:38:28.470	57.793			16.520	123.815	114.714	
4	10:35:23.926	56.112	19.103	21.052	15.957	121.352	116.506	8	10:39:28.887	1:00.417			16.915	122.908	114.714	
5	10:36:20.452	56.526	19.108	21.106	16.312	122.908	115.703	9	10:40:27.678	58.791			16.848	123.360	115.504	
6	10:37:16.592	56.140	18.717	21.221	16.202	119.621	115.703	(50) Calum JACKSON								
7	10:38:12.558	55.966	18.619	21.107	16.240	121.352	114.714	1	10:32:41.034				17.275	117.321	116.709	
8	10:39:09.491	56.933	19.516	21.316	16.101	120.915	115.504	2	10:33:40.521	59.487			16.882	119.409	116.912	
9	10:40:05.062	55.571	18.525	20.798	16.248	120.480	115.305	3	10:34:40.701	1:00.180			17.563	121.133	116.103	
10	10:41:00.278	55.216			16.080	121.352	115.703	4	10:35:40.565	59.864			17.123	117.116	115.504	
(28) Paul BOWERBANK								5	10:36:40.866	1:00.301			17.100	118.775	115.903	
1	10:32:34.901				16.051	123.587	118.147	6	10:37:41.484	1:00.618			16.985	120.697	113.357	
2	10:33:31.032	56.131			15.995	124.735	117.116	7	10:38:41.578	1:00.094			17.410	118.775	114.910	
3	10:34:27.299	56.267			16.174	124.273	116.304	8	10:39:43.323	1:01.745			17.141	121.792	116.709	
4	10:35:23.709	56.410			16.135	123.587	114.910	9	10:40:42.683	59.360			16.947	118.985	115.903	
5	10:36:19.953	56.244			16.229	122.459	115.504	(22) Chris SPELLMAN								
6	10:37:16.180	56.227			16.260	123.360	114.518	1	10:32:42.355				17.548	114.910	110.012	
7	10:38:12.231	56.051			16.258	123.815	114.714	2	10:33:43.054	1:00.699			17.100	117.116	110.739	
8	10:39:09.535	57.304			16.415	123.587	114.518	3	10:34:44.281	1:01.227			17.317	117.116	110.012	
9	10:40:05.646	56.111			16.213	124.504	116.506	4	10:35:46.134	1:01.853			17.318	114.714	109.832	
10	10:41:01.284	55.638			16.094	123.360	115.305	5	10:36:48.620	1:02.486	20.905	24.195	17.386	114.910	109.296	
(61) Stobhan FLYNN								6	10:37:49.712	1:01.092			16.946	117.940	110.374	
1	10:32:37.755				16.604	120.049	118.775	7	10:38:50.435	1:00.723			16.918	118.565	110.012	
2	10:33:35.160	57.405			16.484	122.014	119.835	8	10:39:51.469	1:01.034			17.295	118.147	110.739	
3	10:34:32.775	57.615			16.315	123.587	119.835	9	10:40:51.936	1:00.467			17.150	116.506	110.193	
4	10:35:30.129	57.354			16.589	125.201	118.356	(92) Christopher SCOTT								
5	10:36:27.249	57.120	18.994	21.634	16.492	122.908	119.196	1	10:32:43.983				17.655	117.526	115.305	
6	10:37:25.201	57.952			16.450	122.236	118.356	2	10:33:45.989	1:02.006			17.931	118.356	110.739	
7	10:38:22.486	57.285		21.525	16.598	124.044	116.506	3	10:34:46.835	1:00.846			17.061	120.480	114.518	
8	10:39:19.940	57.454			16.131	125.201	118.147	4	10:35:48.634	1:01.799			18.082	117.733	113.549	
9	10:40:16.473	56.533	18.737	21.839	15.957	126.857	119.409	5	10:36:50.393	1:01.759			17.596	118.775	116.103	
10	10:41:12.299	55.826			15.898	124.968	118.565	6	10:37:51.794	1:01.401			17.382	120.265	115.504	
(6) James WILKEN								7	10:38:53.078	1:01.284			17.289	120.915	113.549	
1	10:32:36.302			22.259	16.277	123.587	118.985	8	10:39:54.202	1:01.124	20.840	23.156	17.128	120.480	114.129	
2	10:33:34.090	57.788	19.502	21.952	16.334	124.504	117.733	9	10:40:54.399	1:00.197			17.131	119.835	113.357	
3	10:34:31.611	57.521	19.783	21.427	16.311	117.321	117.733	(37) Kevin MONAGHAN								
4	10:35:28.806	57.195	19.597	21.391	16.207	124.504	117.321	1	10:32:42.844				23.905	17.404	115.305	
5	10:36:26.217	57.411	19.440	21.671	16.300	123.587	116.103	2	10:33:44.651	1:01.807	20.824	23.722	17.261	118.565	114.129	
6	10:37:23.879	57.662	19.653	21.657	16.352	122.908	116.912	3	10:34:44.825	1:00.174	20.029	22.979	17.166	120.049	114.129	
7	10:38:21.320	57.441	19.417	21.710	16.314	122.908	116.912	4	10:35:46.651	1:01.826	20.845	23.475	17.506	118.985	112.597	
8	10:39:18.873	57.553	19.657	21.696	16.200	124.044	116.912	5	10:36:48.587	1:01.936	20.960	23.524	17.452	118.147	112.597	
9	10:40:16.739	57.866	19.550	21.722	16.594	124.044	118.356	6	10:37:50.316	1:01.729	21.466	23.141	17.122	120.265	115.107	
10	10:41:13.846	57.107	19.165	21.460	16.482	124.044	117.116	7	10:38:51.859	1:01.543	21.020	23.092	17.431	120.265	113.166	
(7) Peter DUNCAN								8	10:39:54.229	1:02.370	21.223	23.450	17.697	117.940	113.166	
1	10:32:37.020				16.712	123.360	116.709	9	10:40:55.656	1:01.427	20.754	22.973	17.700	119.835	111.846	
2	10:33:34.782	57.762			16.565	124.273	117.321	(87) Steven ALLISON								
3	10:34:32.195	57.413			16.445	124.044	116.506	1	10:32:33.113				21.047	16.284	116.304	
4	10:35:29.589	57.394			16.589	123.587	116.912	2	10:33:28.785	55.672	17.910	21.699	16.063		116.506	
5	10:36:26.938	57.349			16.648	124.504	114.323	3	10:34:22.914	54.129	17.766	20.751	15.612		116.304	
6	10:37:24.724	57.786			16.665	123.133	116.103	4	10:35:17.194	54.280	18.129	20.288	15.863		115.504	
7	10:38:22.228	57.504	19.316	21.467	16.721	123.587	116.304	5	10:36:11.272	54.078	17.680	20.630	15.768		115.107	
8	10:39:20.062	57.834			16.574	124.273	116.709	6	10:37:05.352	54.080	17.898	20.488	15.694		115.703	
9	10:40:17.243	57.181			16.519	125.905	118.565	7	10:37:58.997	53.645	17.651	20.326	15.668		116.709	
(25) Jim PURVIS								(10) Alex PEACOCK								
1	10:32:38.004				16.634	117.526	116.103	1	10:32:42.491				23.702	17.469	117.321	112.408
2	10:33:36.054	58.050	19.7													



KMSC National Motorcycle Racing

KMSC Championship Formula 600's

Knockhill 1.267 miles

Race 18 - 2nd Race

15/04/2018 10:45

Race (10 Laps) started at 10:31:33

Lap	Time of Day	Lap Tm	S1	S2	S3	S3Spd	SFSpd	Lap	Time of Day	Lap Tm	S1	S2	S3	S3Spd	SFSpd
5	10:36:47.970	1:01.672	21.089	23.285	17.298		109.653								
6	10:37:49.051	1:01.081	20.896	22.807	17.378		109.653								
(5) Simon SMAIL															
1	10:32:32.321			20.903	15.748	125.435	118.565								
2	10:33:27.135	54.814	18.439	20.779	15.596	126.380	118.775								

Clerk of the Course.

Orbits

Sig : Time :

Chief Timekeeper : Ian Sharp (SMART Timing)

Results available at www.speedhive.com and www.smart-timing.co.uk

Printed: 15/04/2018 10:47:05



KMSC National Motorcycle Racing

Lapchart

KMSC Championship Formula 600's

Knockhill 1.267 miles

Race 18 - 2nd Race

15/04/2018 10:45

Race (10 Laps) started at 10:31:33

Competitors	Laps										
	1	2	3	4	5	6	7	8	9	10	
Rory SKINNER (69)	1	69	69	69	69	69	64	69	69	69	69
Sam MUNRO (64)	2	64	64	64	64	12	69	64	64	64	12
Bruce BIRNIE (1)	3	1	12	12	12	64	12	12	12	12	64
Kristopher DUNCAN (119)	4	119	1	1	1	1	1	1	1	1	1
William MONIE (12)	5	12	119	119	119	119	119	119	119	119	119
William BERGIN (38)	6	38	38	38	38	38	38	38	38	38	38
Steven HADDOW (47)	7	47	47	77	77	77	77	77	77	77	77
Angus MEARNS (77)	8	77	77	47	47	47	47	47	47	47	47
Jon DICKIE (8)	9	8	8	8	8	8	8	2	2	2	2
Simon SMAIL (5)	10	5	5	2	2	2	2	8	8	8	8
Lewis PATERSON (2)	11	2	2	21	21	21	21	21	21	21	21
Steven ALLISON (87)	12	87	21	87	87	87	87	87	11	11	11
Mike SWANSON (21)	13	21	87	11	11	11	11	11	26	26	26
Patrick FORMAN (11)	14	11	11	26	26	26	26	26	27	27	27
Alan MacGREGOR (26)	15	26	26	28	28	28	28	28	28	28	28
Paul BOWERBANK (28)	16	28	28	27	27	27	27	27	6	61	61
Andrew DONALD (27)	17	27	27	6	6	6	6	6	6	61	6
James WILKEN (6)	18	6	6	7	7	7	7	7	7	7	7
Peter DUNCAN (7)	19	7	7	61	61	61	61	61	25	25	25
Siobhan FLYNN (61)	20	61	61	25	25	25	25	25	58	58	58
Jim PURVIS (25)	21	25	25	58	58	58	58	58	50	50	50
Barry STEWART (58)	22	58	58	50	50	50	50	50	22	22	22
Calum JACKSON (50)	23	50	50	22	22	10	10	22	92	92	92
Chris SPELLMAN (22)	24	22	22	10	10	37	22	37	37	37	37
Alex PEACOCK (10)	25	10	10	37	37	22	37	92			
Kevin MONAGHAN (37)	26	37	37	92	92	92	92				
Christopher SCOTT (92)	27	92	92								
-	28										
-	29										

Clerk of the Course.

Sig : Time :
 Chief Timekeeper : Ian Sharp (SMART Timing)
 Results available at www.speedhive.com and www.smart-timing.co.uk

Printed: 15/04/2018 10:47:24

Orbits



Race Results

KMSC National Motorcycle Racing

Sorted on Laps

KMSC Pre-Injection 600's

Knockhill 1.267 miles

Race 19 - 2nd Race

15/04/2018 11:00

Race (10 Laps) started at 10:50:44

Pos	No.	Name	Make/Model	CC	Class	Laps	Total Tm	Diff	Best Tm	In Lap	Avg. Speed
1	41	Kieran MURRAY	Yamaha	R6 600	PI6	10	9:11.290		53.879	3	82.735
2	22	William MASON	Yamaha	R6 600	PI6	10	9:11.984	0.694	54.564	9	82.631
3	35	Adrian TEASDALE	Yamaha	R6 600	PI6	10	9:29.975	18.685	56.125	3	80.023
4	54	Cameron ROBB	Yamaha	R6 600	PI6	10	9:30.982	19.692	55.934	8	79.882
5	60	Dougie BROWN	Yamaha	R6 600	PI6	10	9:35.326	24.036	56.295	8	79.278
6	8	Patryk MOTYKA	Yamaha	R6 600	PI6	10	9:36.397	25.107	55.716	10	79.131
7	38	Mark LANGLANDS	Yamaha	R6 600	PI6	10	9:37.941	26.651	56.886	10	78.920
8	11	Ross WATTS	Yamaha	R6 600	PI6	10	9:38.324	27.034	56.468	10	78.867
9	92	Andrew CRAIGMILE	Yamaha	R6 600	PI6	10	9:56.378	45.088	58.280	2	76.480
10	34	Darren GREENE	Yamaha	R6 600	PI6	10	10:03.501	52.211	58.996	10	75.577
11	17	Gary WHITEFORD	Kawasaki	ZX6R	PI6	10	10:03.597	52.307	58.987	3	75.565
12	95	Michael MacKINNON	Yamaha	R6 600	PI6	10	10:10.236	58.946	59.653	7	74.743
13	888	Joe CAIRNEY	Yamaha	R6 600	PI6	10	10:10.369	59.079	59.157	5	74.727
14	93	Lee SEAGER	Yamaha	ZX6R Ninja	PI6	10	10:10.369	59.079	59.572	6	74.727
15	21	Andy LOCK	Yamaha	R6 600	PI6	9	9:16.109	1 Lap	59.587	9	73.816
16	126	Martin BULMAN	Honda	CBR600FX	PI6	9	9:24.392	1 Lap	1:01.249	5	72.733
17	66	Derek McGREGOR	Yamaha	R6 5EB	PI6	9	9:38.111	1 Lap	1:01.905	5	71.007

Not classified

DNF	51	Neil MUNRO	Yamaha	R6 600	PI6	6	6:15.052	DNF	57.963	2	72.967
DNF	31	Darren ANDERSON	Kawasaki	ZXR 600	PI6	4	4:28.410	DNF	1:01.735	4	67.972
DNF	68	Andrew JONES-LOFTING	Honda	CBR600FX	PI6	4	4:56.973	DNF	1:10.211	3	61.434
DNF	73	Fraser CAMERON	Yamaha	R6 600	PI6	2	2:28.457	DNF	1:17.086	2	61.447
DNF	70	Simon HARDY	Yamaha	R6 600	PI6			DNF		0	-
DNS	23	Paul REID	Honda	CBR600	PI6			DNS		0	-
DNS	15	Jon DICKIE	Yamaha	R6 600	PI6			DNS		0	-
DNS	168	Paul WISHART	Yamaha	R6 600	PI6			DNS		0	-

Margin of Victory	Avg. Speed	Best Lap Tm	Best Speed	Best Lap by
0.694	82.735	53.879	84.654	41 - Kieran MURRAY

Clerk of the Course.

Orbits

Sig : Time :

Chief Timekeeper : Ian Sharp (SMART Timing)

 Results available at www.speedhive.com and www.smart-timing.co.uk

Printed: 15/04/2018 11:05:34



KMSC National Motorcycle Racing

KMSC Pre-Injection 600's
Knockhill 1.267 miles
Race 19 - 2nd Race
15/04/2018 11:00
Race (10 Laps) started at 10:50:44

Lap	Time of Day	Lap Tm	S1	S2	S3	S3Spd	SFSpd	Lap	Time of Day	Lap Tm	S1	S2	S3	S3Spd	SFSpd	
(41) Kieran MURRAY								1	10:51:45.946				16.479	114.910	108.064	
1	10:51:44.755				15.767	120.697	115.107	2	10:52:43.565	57.619			16.467	116.304	108.588	
2	10:52:39.049	54.294			15.467	120.480	114.910	3	10:53:40.966	57.401			16.808	116.912	108.941	
3	10:53:32.928	53.879			15.721	121.572	115.305	4	10:54:38.445	57.479			16.538	114.518	107.030	
4	10:54:26.956	54.028			15.760	120.265	113.742	5	10:55:35.511	57.066			16.527	114.910	107.201	
5	10:55:21.111	54.155			15.622	120.697	113.935	6	10:56:33.400	57.889			16.845	112.033	106.859	
6	10:56:15.541	54.430			15.637	120.265	114.129	7	10:57:30.846	57.446			16.610	112.976	106.015	
7	10:57:10.193	54.652			15.917	120.480	113.935	8	10:58:28.657	57.811			16.869	113.742	106.859	
8	10:58:05.115	54.922			16.007	119.196	111.846	9	10:59:25.701	57.044			16.616	115.107	107.890	
9	10:59:00.386	55.271			16.054	120.265	113.357	10	11:00:22.587	56.886			16.758	116.304	107.201	
10	10:59:55.936	55.550			16.145	118.985	112.786	(11) Ross WATTS								
(22) William MASON								1	10:51:48.252				17.789	112.976	103.882	
1	10:51:42.549				15.967	119.196	114.323	2	10:52:45.453	57.201			16.607	114.323	108.413	
2	10:52:37.888	55.339			15.948	119.621	113.742	3	10:53:42.732	57.279			16.854	114.910	107.717	
3	10:53:32.973	55.085			15.900	120.265	109.832	4	10:54:39.634	56.902	18.842	21.286	16.774	114.129	107.717	
4	10:54:28.075	55.102			16.115	119.621	113.549	5	10:55:37.211	57.577			17.109	113.549	107.372	
5	10:55:22.907	54.832			15.967	119.835	114.518	6	10:56:34.546	57.335			16.881	114.518	105.848	
6	10:56:17.709	54.802			15.662	119.196	115.107	7	10:57:31.782	57.236			16.619	114.518	107.201	
7	10:57:12.624	54.915			15.963	120.480	113.935	8	10:58:28.947	57.165			16.802	113.742	107.201	
8	10:58:07.422	54.798			15.842	120.480	112.597	9	10:59:26.502	57.555			16.559	114.910	107.201	
9	10:59:01.986	54.564			15.687	119.835	113.357	10	11:00:22.970	56.468			16.711	116.506	107.544	
10	10:59:56.630	54.644			15.641	120.265	113.549	(92) Andrew CRAIGMILE								
(35) Adrian TEASDALE								1	10:51:49.587			22.558	17.876	117.321	108.413	
1	10:51:43.435				16.099	118.775	112.597	2	10:52:47.867	58.280			16.858	117.321	109.653	
2	10:52:40.107	56.672			16.094	118.565	114.129	3	10:53:46.719	58.852			17.265	114.910	107.890	
3	10:53:36.232	56.125			16.003	120.049	113.742	4	10:54:45.133	58.414			16.810	114.910	106.859	
4	10:54:32.834	56.602			16.130	118.985	112.408	5	10:55:44.161	59.028			17.078	112.976	106.859	
5	10:55:29.780	56.946			16.296	119.621	112.976	6	10:56:43.872	59.711			16.947	114.910	107.030	
6	10:56:26.539	56.759			16.162	119.621	112.786	7	10:57:43.271	59.399			16.961	115.305	105.848	
7	10:57:23.257	56.718			16.099	120.049	113.549	8	10:58:42.511	59.240	19.553	22.685	17.002	114.323	107.372	
8	10:58:19.853	56.596			16.178	120.480	112.786	9	10:59:41.974	59.463			17.497	111.846	106.520	
9	10:59:17.248	57.395			16.513	118.985	112.408	10	11:00:41.024	59.050			17.286	113.357	107.030	
10	11:00:14.621	57.373			16.911		108.588	(34) Darren GREENE								
(54) Cameron ROBB								1	10:51:50.813				18.054		106.015	
1	10:51:44.663				16.415		114.714	2	10:52:50.146	59.333	20.062	21.990	17.281		110.556	
2	10:52:41.884	57.221			16.370	121.352	116.103	3	10:53:49.690	59.544			17.224	117.116	108.941	
3	10:53:39.569	57.685			16.704	110.374	110.374	4	10:54:49.636	59.946			17.668		110.012	
4	10:54:36.570	57.001			16.430	120.697	114.129	5	10:55:49.485	59.849			17.385		110.193	
5	10:55:33.877	57.307			16.493	120.480	114.714	6	10:56:50.055	1:00.570			17.832		108.064	
6	10:56:30.843	56.966			16.266	119.196	115.107	7	10:57:50.360	1:00.305			17.570		109.653	
7	10:57:27.001	56.158			16.066	122.014	114.714	8	10:58:50.010	59.650			17.227		109.832	
8	10:58:22.935	55.934			16.111	122.683	115.107	9	10:59:49.151	59.141			17.192		110.193	
9	10:59:19.165	56.230			16.297	121.352	113.742	10	11:00:48.147	58.996			16.694		110.012	
10	11:00:15.628	56.463			16.195	120.480	114.323	(17) Gary WHITEFORD								
(60) Dougie BROWN								1	10:51:51.052				18.816		104.692	
1	10:51:44.890				16.231	114.714	109.474	2	10:52:50.399	59.347			16.986		110.556	
2	10:52:41.849	56.959	19.097	21.572	16.290	117.733	110.556	3	10:53:49.386	58.987			16.967		109.653	
3	10:53:39.335	57.486			16.220	116.506	111.105	4	10:54:49.284	59.898			17.467		106.183	
4	10:54:36.170	56.835			16.491	116.912	110.374	5	10:55:49.138	59.854			17.382		107.030	
5	10:55:33.542	57.372	18.964	22.052	16.356	115.703	110.193	6	10:56:48.887	59.749			17.148		108.413	
6	10:56:30.679	57.137	19.029	21.885	16.223	117.321	105.848	7	10:57:48.850	59.963			17.500		106.351	
7	10:57:27.444	56.765	19.130	21.484	16.151	117.526	111.846	8	10:58:49.185	1:00.335			17.338		106.351	
8	10:58:23.739	56.295	18.768	21.205	16.322	117.940	110.374	9	10:59:49.001	59.816			17.245		107.544	
9	10:59:21.090	57.351	18.949	21.441	16.961	118.565	107.372	10	11:00:48.243	59.242			16.841		110.556	
10	11:00:19.972	58.882			16.989	115.305	108.413	(95) Michael MacKINNON								
(8) Patryk MOTYKA								1	10:51:51.961				17.716	107.201	103.721	
1	10:51:49.349				18.577	116.912	107.544	2	10:52:52.642	1:00.681			17.490	113.166	103.721	
2	10:52:47.133	57.784			16.735	117.321	112.033	3	10:53:53.305	1:00.663			17.449	113.935	101.987	
3	10:53:45.266	58.133			16.853	115.107	109.118	4	10:54:54.195	1:00.890			17.549	110.012	101.678	
4	10:54:42.343	57.077			16.339	117.116	111.290	5	10:55:54.590	1:00.395			17.599	113.935	105.349	
5	10:55:39.051	56.708			16.364	118.565	112.033	6	10:56:54.556	59.966			17.532	109.832	103.402	
6	10:56:35.858	56.807			16.347	117.940	111.846	7	10:57:54.209	59.653			17.215	109.296	104.043	
7	10:57:32.103	56.245			16.213	118.565	113.166	8	10:58:54.687	1:00.478			17.404	111.290	101.987	
8	10:58:29.028	56.925			16.618	117.940	112.220	9	10:59:55.101	1:00.414			17.326	110.739	107.544	
9	10:59:25.327	56.299			16.029	120.265	112.033	10	11:00:54.882	59.781			17.056	112.786	101.832	
10	11:00:21.043	55.716			16.148	120.049	112.033	(888) Joe CAIRNEY								
(38) Mark LANGLANDS								1	10:51:53.195				23.677	18.652	110.193	108.941
1	10:51:49.349				18.577	116.912	107.544	2	10:52:55.198	1:02.003	20.851	23.019	18.133	106.859	112.033	

Clerk of the Course.
Sig : Time :
Chief Timekeeper : Ian Sharp (SMART Timing)
Results available at www.speedhive.com and www.smart-timing.co.uk
Printed: 15/04/2018 11:06:00


KMSC National Motorcycle Racing

KMSC Pre-Injection 600's

Knockhill 1.267 miles

Race 19 - 2nd Race

15/04/2018 11:00

Race (10 Laps) started at 10:50:44

Lap	Time of Day	Lap Tm	S1	S2	S3	S3Spd	SFSpd	Lap	Time of Day	Lap Tm	S1	S2	S3	S3Spd	SFSpd
3	10:53:55.097	59.899	20.262	22.259	17.378	117.116	112.408	(73) Fraser CAMERON							
4	10:54:55.378	1:00.281	20.398	22.392	17.491	113.549	110.922	1	10:51:56.017			24.136	19.340	111.846	110.556
5	10:55:54.535	59.157	20.119	22.015	17.023	113.549	113.549	2	10:53:13.103	1:17.086	21.607	27.623	27.856	87.608	33.271
6	10:56:55.102	1:00.567	20.450	22.774	17.343	113.357	111.290								
7	10:57:54.749	59.647	20.239	22.289	17.119		112.220								
8	10:58:54.988	1:00.239	20.766	22.309	17.164	112.786	113.166								
9	10:59:55.444	1:00.456	20.757	22.313	17.386	112.597	113.742								
10	11:00:55.015	59.571	20.333	22.144	17.094	113.357	113.357								

(93) Lee SEAGER

1	10:51:53.446			23.805	19.028	111.846	105.184
2	10:52:54.767	1:01.321	20.250	23.468	17.603	111.660	106.689
3	10:53:54.637	59.870	20.086	22.694	17.090	111.105	107.544
4	10:54:54.226	59.589	19.679	22.674	17.236	112.597	107.890
5	10:55:53.938	59.712	20.012	22.521	17.179	111.846	104.856
6	10:56:53.510	59.572	19.751	22.945	16.876	112.786	106.689
7	10:57:54.815	1:01.305	19.755	23.951	17.599	113.549	99.714
8	10:58:54.829	1:00.014	20.330	22.573	17.111	113.357	107.030
9	10:59:54.975	1:00.146	20.061	22.959	17.126	113.742	107.544
10	11:00:55.015	1:00.040	19.910	22.704	17.426	109.653	108.588

(21) Andy LOCK

1	10:51:53.633				18.552	112.786	106.689
2	10:52:55.550	1:01.917			17.936	113.935	109.832
3	10:53:56.500	1:00.950			17.314	115.703	110.922
4	10:54:57.399	1:00.899			17.184	113.935	111.290
5	10:55:58.471	1:01.072			17.260	115.903	111.105
6	10:56:59.688	1:01.217			17.216	114.910	110.193
7	10:58:00.314	1:00.626			17.316	113.549	111.474
8	10:59:01.168	1:00.854			17.313	110.012	111.660
9	11:00:00.755	59.587			17.350	116.506	109.474

(126) Martin BULMAN

1	10:51:54.799				18.740	103.721	107.890
2	10:52:57.439	1:02.640			17.916	107.717	109.118
3	10:53:58.723	1:01.284			17.579	115.305	110.012
4	10:55:00.324	1:01.601			17.750	114.714	108.588
5	10:56:01.573	1:01.249			17.578	113.166	106.689
6	10:57:03.389	1:01.816			18.175	114.518	108.588
7	10:58:05.460	1:02.071			17.919	112.408	105.515
8	10:59:07.715	1:02.255			17.917	110.556	108.064
9	11:00:09.038	1:01.323			17.842	114.518	108.413

(66) Derek McGREGOR

1	10:51:56.882			24.548	19.319	108.413	106.351
2	10:53:01.686	1:04.804	21.439	25.637	17.728	110.556	103.084
3	10:54:04.185	1:02.499	21.305	23.527	17.667	111.846	105.681
4	10:55:06.687	1:02.502	21.006	23.913	17.583	110.374	107.372
5	10:56:08.592	1:01.905	20.602	23.272	18.031	111.660	103.402
6	10:57:12.236	1:03.644	21.156	23.939	18.549	108.588	106.183
7	10:58:15.325	1:03.089	21.326	23.834	17.929	109.296	103.084
8	10:59:18.866	1:03.541	21.627	23.898	18.016	111.660	104.856
9	11:00:22.757	1:03.891	21.146	24.308	18.437	112.408	100.161

(51) Neil MUNRO

1	10:51:49.056				17.760	113.549	107.201
2	10:52:47.019	57.963			16.730	115.703	107.544
3	10:53:47.036	1:00.017			17.918	112.220	108.764
4	10:54:46.665	59.629			17.181	114.714	107.890
5	10:55:45.753	59.088			17.226	114.714	107.717
6	10:56:59.698	1:13.945			31.122	113.357	20.274

(31) Darren ANDERSON

1	10:51:55.388				19.439	102.611	105.515
2	10:53:08.239	1:12.851			18.880	103.084	107.717
3	10:54:11.321	1:03.082			18.102	106.689	104.529
4	10:55:13.056	1:01.735			17.817	111.660	105.349

(68) Andrew JONES-LOFTING

1	10:52:08.490			27.414	23.558	85.162	92.947
2	10:53:19.677	1:11.187	24.590	26.037	20.560	99.566	91.928
3	10:54:29.888	1:10.211	24.740	25.792	19.679	101.218	93.988
4	10:55:41.619	1:11.731	23.750	25.346	22.635	103.084	39.709

Clerk of the Course.

Sig : Time :

Chief Timekeeper : Ian Sharp (SMART Timing)

Results available at www.speedhive.com and www.smart-timing.co.uk

Printed: 15/04/2018 11:06:00

Orbits



KMSC National Motorcycle Racing

Lapchart

KMSC Pre-Injection 600's

Knockhill 1.267 miles

Race 19 - 2nd Race

15/04/2018 11:00

Race (10 Laps) started at 10:50:44

Competitors	Laps										
	1	2	3	4	5	6	7	8	9	10	
William MASON (22)	1	22	22	41	41	41	41	41	41	41	41
Adrian TEASDALE (35)	2	35	41	22	22	22	22	22	22	22	22
Cameron ROBB (54)	3	54	35	35	35	35	35	35	35	35	35
Kieran MURRAY (41)	4	41	60	60	60	60	54	54	54	54	54
Dougie BROWN (60)	5	60	54	54	54	54	60	60	60	60	60
Mark LANGLANDS (38)	6	38	38	38	38	38	38	38	8	8	8
Ross WATTS (11)	7	11	11	11	11	11	11	11	38	38	38
Neil MUNRO (51)	8	51	51	8	8	8	8	8	11	11	11
Patryk MOTYKA (8)	9	8	8	92	92	92	92	92	92	92	92
Andrew CRAIGMILE (92)	10	92	92	51	51	51	17	17	17	17	34
Darren GREENE (34)	11	34	34	17	17	17	34	34	34	34	17
Gary WHITEFORD (17)	12	17	17	34	34	34	93	95	95	93	95
Michael MacKINNON (95)	13	95	95	95	95	93	95	888	93	95	888
Joe CAIRNEY (888)	14	888	93	93	93	888	888	93	888	888	93
Lee SEAGER (93)	15	93	888	888	888	95	21	21	21	21	21
Andy LOCK (21)	16	21	21	21	21	21	51	126	126	126	126
Martin BULMAN (126)	17	126	126	126	126	126	66	66	66	66	66
Darren ANDERSON (31)	18	31	66	66	66	66	66	66	66	66	66
Fraser CAMERON (73)	19	73	31	31	31	31	31	31	31	31	31
Derek McGREGOR (66)	20	66	73	68	68	68	68	68	68	68	68
Andrew JONES-LOFTING (68)	21	68	68	68	68	68	68	68	68	68	68
-	22										
-	23										
-	24										
-	25										

Clerk of the Course.

Orbits

Sig : Time :

Chief Timekeeper : Ian Sharp (SMART Timing)

 Results available at www.speedhive.com and www.smart-timing.co.uk

Printed: 15/04/2018 11:06:38



Race Results

KMSC National Motorcycle Racing

Sorted on Laps

KMSC Championship Lightweights

Knockhill 1.267 miles

Race 20 - 2nd Race

15/04/2018 11:15

Race (10 Laps) started at 11:06:13

Pos	No.	Name	Make/Model	CC	Class	Laps	Total Tm	Diff	Best Tm	In Lap	Avg. Speed
1	31	Torquil PATERSON	Suzuki	SV650	SL	10	9:13.793		54.813	10	82.361
2	155	Scott CAMPBELL	Kawasaki	ER6 650	SL	10	9:14.245	0.452	54.724	8	82.294
3	21	Grant REID	Kawasaki	ER6	SL	10	9:21.308	7.515	55.314	9	81.258
4	93	William HOLLAND	Suzuki	SV650	SL	10	9:22.421	8.628	55.658	5	81.097
5	34	Kenneth THIRLWALL	Kawasaki	ER6	SL	10	9:25.136	11.343	55.613	10	80.708
6	66	Kevin WATRET	Kawasaki	ER6	SL	10	9:32.530	18.737	56.349	7	79.666
7	2	Greg HAYLOTT	Kawasaki	ER6 600	SL	10	9:38.459	24.666	56.375	2	78.849
8	4	Alan GIBSON	Suzuki	SV650	SL	10	9:41.932	28.139	56.960	9	78.378
9	800	Gordon CLARK	Kawasaki	ER6 650	SL	10	9:48.018	34.225	57.933	5	77.567
10	74	Christine WATSON	Kawasaki	ER6	SL	10	9:48.275	34.482	57.845	8	77.533
11	16	Gerry KEIRNAN	Kawasaki	ER6	SL	10	9:55.757	41.964	58.532	10	76.560
12	54	Ryan GIBSON	Suzuki	SV650	SL	10	9:57.244	43.451	58.436	4	76.369
13	39	Stuart HAMILTON	Suzuki	SV650	SL	10	10:00.671	46.878	59.179	6	75.933
14	55	Tom ROBINSON	Aprilia	RSV 450	SL	10	10:08.853	55.060	59.338	4	74.913
15	38	Adon DAVIE	Moriwaki	RS125	SL	10	10:09.367	55.574	59.141	9	74.850
16	278	Paul MARSHALL	Kawasaki	ER6	SL	10	10:10.140	56.347	59.528	8	74.755
17	22	Allan BROWN	Suzuki	SV650	SL	9	9:14.846	1 Lap	1:00.343	6	73.984
18	15	Finlay MILNE	Suzuki	SV650	SL	9	9:22.697	1 Lap	1:01.059	5	72.952
Not classified											
DNF	13	Andrew BARTON	Kawasaki	ER650	SL	7	7:05.997	DNF	58.238	5	74.948
DNS	88	Lewis NICOL	Suzuki	SV650	SL			DNS		0	-
DNS	90	David McNAIRN	Suzuki	SV650	SL			DNS		0	-

Margin of Victory	Avg. Speed	Best Lap Tm	Best Speed	Best Lap by
0.452	82.361	54.724	83.347	155 - Scott CAMPBELL

Clerk of the Course.

Orbits

Sig : Time :

Chief Timekeeper : Ian Sharp (SMART Timing)

 Results available at www.speedhive.com and www.smart-timing.co.uk

Printed: 15/04/2018 11:17:35



KMSC National Motorcycle Racing

KMSC Championship Lightweights

Knockhill 1.267 miles

Race 20 - 2nd Race

15/04/2018 11:15

Race (10 Laps) started at 11:06:13

Lap	Time of Day	Lap Tm	S1	S2	S3	S3Spd	SFSpd
(31) Torquill PATERSON							
1	11:07:10.787				16.160	112.033	103.242
2	11:08:06.204	55.417			16.173	112.033	102.454
3	11:09:01.263	55.059			16.176	112.976	103.882
4	11:09:56.165	54.902			16.143	111.846	103.561
5	11:10:51.206	55.041			16.202	112.786	103.721
6	11:11:46.515	55.309			16.225	113.549	104.204
7	11:12:41.600	55.085			16.087	112.786	103.721
8	11:13:36.803	55.203			16.212	112.597	103.721
9	11:14:32.061	55.258			16.211	111.846	103.402
10	11:15:26.874	54.813			16.129	114.129	104.529

Lap	Time of Day	Lap Tm	S1	S2	S3	S3Spd	SFSpd
(155) Scott CAMPBELL							
1	11:07:11.828				16.202	117.321	108.413
2	11:08:07.343	55.515			15.860	118.147	108.764
3	11:09:02.879	55.536			16.157	117.526	109.832
4	11:09:58.080	55.201			16.036	116.506	107.717
5	11:10:53.208	55.128			15.961	116.506	108.238
6	11:11:48.108	54.900			15.860	116.304	108.413
7	11:12:42.932	54.824			15.873	115.703	108.238
8	11:13:37.656	54.724			15.947	115.903	108.413
9	11:14:32.384	54.728			15.898	115.703	109.474
10	11:15:27.326	54.942			16.102	117.526	108.413

Lap	Time of Day	Lap Tm	S1	S2	S3	S3Spd	SFSpd
(21) Grant REID							
1	11:07:12.906			21.669	16.288	118.147	110.922
2	11:08:09.114	56.208	18.842	21.378	15.988	118.356	110.193
3	11:09:05.273	56.159	18.684	21.407	16.068	118.147	111.105
4	11:10:00.747	55.474	18.323	21.207	15.944	117.526	111.474
5	11:10:56.223	55.476	18.380	21.220	15.876	117.321	112.220
6	11:11:51.820	55.597	18.315	21.285	15.997	117.733	111.290
7	11:12:47.239	55.419	18.481	21.108	15.830	117.116	112.033
8	11:13:43.478	56.239	18.536	21.050	16.653	118.565	111.846
9	11:14:38.792	55.314	18.199	21.133	15.982	117.526	112.033
10	11:15:34.389	55.597	18.630	21.053	15.914	116.506	110.922

Lap	Time of Day	Lap Tm	S1	S2	S3	S3Spd	SFSpd
(93) William HOLLAND							
1	11:07:11.343			21.100	16.129	113.357	105.681
2	11:08:07.028	55.685	18.490	21.055	16.140	113.549	105.184
3	11:09:02.819	55.791	18.594	21.086	16.111	112.786	105.681
4	11:09:58.773	55.954	18.896	21.024	16.034	113.742	106.015
5	11:10:54.431	55.658	18.481	21.043	16.134	112.786	106.183
6	11:11:50.230	55.799	18.468	21.128	16.203	113.357	105.349
7	11:12:46.467	56.237	18.630	21.445	16.162	112.786	105.515
8	11:13:42.582	56.115	18.635	21.341	16.139	112.976	105.848
9	11:14:38.563	55.981	18.489	21.319	16.173	112.976	105.515
10	11:15:35.502	56.939	19.014	21.483	16.442	114.518	105.848

Lap	Time of Day	Lap Tm	S1	S2	S3	S3Spd	SFSpd
(34) Kenneth THIRLWALL							
1	11:07:13.325				16.262	113.742	105.848
2	11:08:09.921	56.596			16.371	114.323	104.204
3	11:09:06.518	56.597			16.751	112.597	104.692
4	11:10:02.235	55.717			16.247	113.166	104.529
5	11:10:57.912	56.677	18.544	20.880	16.253	113.166	105.184
6	11:11:54.128	56.216	18.567	21.411	16.238	112.408	104.366
7	11:12:50.272	56.144			16.366	111.290	103.721
8	11:13:46.774	56.502			16.482	112.033	105.349
9	11:14:42.604	55.830			16.181	111.290	105.020
10	11:15:38.217	55.613			16.168	112.033	104.856

Lap	Time of Day	Lap Tm	S1	S2	S3	S3Spd	SFSpd
(66) Kevin WATRET							
1	11:07:14.764				16.400	116.506	108.764
2	11:08:11.441	56.677			16.372	117.321	108.588
3	11:09:07.872	56.431			16.151	116.709	110.193
4	11:10:04.257	56.385			16.231	117.940	110.374
5	11:11:01.306	57.049			16.722	118.356	109.832
6	11:11:57.905	56.599			16.196	117.733	108.238
7	11:12:54.254	56.349			16.072	116.912	109.296
8	11:13:51.197	56.943			16.120	117.116	109.296
9	11:14:48.184	56.987			16.081	116.912	108.588
10	11:15:45.611	57.427			16.211	116.912	109.474

(2) Greg HAYLOTT							
------------------	--	--	--	--	--	--	--

Lap	Time of Day	Lap Tm	S1	S2	S3	S3Spd	SFSpd
1	11:07:13.833				16.453	113.549	105.515
2	11:08:10.208	56.375			16.410	115.305	105.184
3	11:09:06.881	56.673			16.677	113.357	104.204
4	11:10:03.750	56.869			16.783	113.357	104.692
5	11:11:01.394	57.644			17.263	112.786	102.926
6	11:11:58.997	57.603			16.901	113.935	103.084
7	11:12:57.021	58.024			17.165	111.290	103.242
8	11:13:54.993	57.972			17.072	111.105	102.454
9	11:14:53.512	58.519			17.146	111.846	102.768
10	11:15:51.540	58.028			16.994	112.220	102.768

Lap	Time of Day	Lap Tm	S1	S2	S3	S3Spd	SFSpd
(4) Alan GIBSON							
1	11:07:14.959				16.677	110.922	102.611
2	11:08:13.425	58.466			17.212	113.166	102.926
3	11:09:12.677	59.252			16.913	107.544	102.454
4	11:10:10.851	58.174			16.742	109.118	103.084
5	11:11:09.648	57.426			16.425	110.374	104.204
6	11:12:05.847	57.570			16.629	110.193	101.987
7	11:13:03.382	57.535			16.578	109.653	103.242
8	11:14:00.752	57.370			16.600	110.012	103.402
9	11:14:57.712	56.960			16.563	110.739	103.084
10	11:15:55.013	57.301			16.516	110.193	102.768

Lap	Time of Day	Lap Tm	S1	S2	S3	S3Spd	SFSpd
(800) Gordon CLARK							
1	11:07:15.367			22.178	16.575	115.703	107.030
2	11:08:13.913	58.546	19.881	21.984	16.681	115.107	106.351
3	11:09:12.548	58.635	19.948	21.903	16.784	113.549	105.184
4	11:10:11.715	59.167	20.258	22.254	16.655	113.549	107.201
5	11:11:09.648	57.933	19.486	21.750	16.697	115.107	107.717
6	11:12:08.277	58.629	19.791	21.856	16.982	114.714	106.015
7	11:13:06.475	58.198	19.586	21.847	16.765	113.935	107.544
8	11:14:04.418	57.943	19.632	21.785	16.526	114.518	107.201
9	11:15:02.647	58.229	19.665	22.044	16.520	114.518	107.030
10	11:16:01.099	58.452	19.411	22.224	16.817	114.518	104.366

Lap	Time of Day	Lap Tm	S1	S2	S3	S3Spd	SFSpd
(74) Christine WATSON							
1	11:07:16.801				16.729	115.107	108.238
2	11:08:14.734	57.933			16.806	115.703	107.890
3	11:09:13.412	58.678			16.650	115.903	109.118
4	11:10:12.128	58.716			16.718	116.103	109.296
5	11:11:10.080	57.952			16.526	116.103	109.832
6	11:12:08.775	58.695			16.944	116.103	107.890
7	11:13:06.397	58.622			16.823	114.323	107.890
8	11:14:05.242	57.845			16.571	115.703	108.588
9	11:15:03.203	57.961			16.679	115.305	109.118
10	11:16:01.356	58.153			16.530	116.506	109.653

Lap	Time of Day	Lap Tm	S1	S2	S3	S3Spd	SFSpd
(16) Gerry KEIRNAN							
1	11:07:17.556				17.090	114.714	107.030
2	11:08:16.960	59.404			16.994	114.714	106.183
3	11:09:15.944	58.984			17.226	112.408	102.611
4	11:10:14.935	58.991			16.885	112.976	105.349
5	11:11:14.659	59.724			17.079	113.357	106.015
6	11:12:13.722	59.063			17.269	112.220	105.515
7	11:13:12.540	58.818			17.020	112.597	105.848
8	11:						

KMSC National Motorcycle Racing

KMSC Championship Lightweights

Knockhill 1.267 miles

Race 20 - 2nd Race

15/04/2018 11:15

Race (10 Laps) started at 11:06:13

Lap	Time of Day	Lap Tm	S1	S2	S3	S3Spd	SFSpd	Lap	Time of Day	Lap Tm	S1	S2	S3	S3Spd	SFSpd
3	11:09:17.066	1:00.213			17.298	108.413	101.524	7	11:13:19.078	1:05.376			22.519	105.681	31.403
4	11:10:17.106	1:00.040			17.690	110.739	102.926								
5	11:11:16.566	59.460			17.072	111.474	102.142								
6	11:12:15.745	59.179			17.066	109.296	101.524								
7	11:13:15.454	59.709			17.512	109.474	101.066								
8	11:14:14.786	59.332			17.250	108.588	101.524								
9	11:15:14.155	59.369			17.176	109.474	101.832								
10	11:16:13.752	59.597			17.320	109.653	100.310								

(55) Tom ROBINSON

1	11:07:21.399				17.638	103.242	98.833
2	11:08:21.230	59.831			17.275	106.183	96.836
3	11:09:21.284	1:00.054	20.103	22.937	17.014	104.366	98.688
4	11:10:20.622	59.338	19.866	22.404	17.068	105.184	98.688
5	11:11:20.105	59.483			17.075	106.351	98.688
6	11:12:19.611	59.506		22.431	17.176	104.692	97.967
7	11:13:19.598	59.987	20.120	22.547	17.320	104.043	97.682
8	11:14:20.274	1:00.676			17.387	103.561	98.254
9	11:15:20.492	1:00.218			17.240	104.366	97.540
10	11:16:21.934	1:01.442			17.656	104.529	97.117

(38) Adon DAVIE

1	11:07:21.464				17.812	101.524	93.205
2	11:08:22.088	1:00.624			17.501	102.454	93.335
3	11:09:22.310	1:00.222			17.402	101.987	93.076
4	11:10:23.234	1:00.924			17.496	101.678	92.818
5	11:11:23.723	1:00.489			17.349	102.611	92.562
6	11:12:24.142	1:00.419			17.927	101.987	90.809
7	11:13:24.465	1:00.323			17.436	101.371	91.928
8	11:14:23.966	59.501			17.516	101.371	92.690
9	11:15:23.107	59.141			17.574	100.762	92.562
10	11:16:22.448	59.341			17.496	101.371	92.181

(278) Paul MARSHALL

1	11:07:20.584		23.889		17.602	111.290	104.043
2	11:08:21.233	1:00.649	20.391	22.655	17.603	107.544	101.371
3	11:09:21.625	1:00.392	19.838	22.954	17.600	108.238	101.832
4	11:10:22.659	1:01.034	20.580	22.972	17.482	110.193	102.768
5	11:11:23.632	1:00.973	20.746	22.530	17.697	107.717	102.611
6	11:12:23.965	1:00.333	19.765	22.465	18.103	107.372	96.143
7	11:13:23.796	59.831	20.171	22.359	17.301	108.413	102.454
8	11:14:23.324	59.528	19.863	22.301	17.364	105.848	101.678
9	11:15:23.136	59.812	19.664	22.134	18.014	106.015	97.399
10	11:16:23.221	1:00.085	20.388	22.314	17.383	107.372	100.011

(22) Allan BROWN

1	11:07:19.853				17.933	98.111	90.198
2	11:08:20.963	1:01.110			17.756	98.398	88.416
3	11:09:22.461	1:01.498			17.713	98.398	91.802
4	11:10:23.633	1:01.172			17.795	99.125	90.198
5	11:11:24.248	1:00.615			17.636	101.218	91.055
6	11:12:24.591	1:00.343			17.785	99.714	90.077
7	11:13:25.556	1:00.965			17.856	98.111	89.002
8	11:14:26.407	1:00.851			17.903	97.257	89.002
9	11:15:27.927	1:01.520			18.089	97.540	89.358

(15) Finlay MILNE

1	11:07:22.506				18.116	106.689	99.419
2	11:08:24.816	1:02.310			17.866	106.859	97.824
3	11:09:26.961	1:02.145			18.113	105.681	98.543
4	11:10:28.694	1:01.733			17.787	105.349	97.257
5	11:11:29.753	1:01.059			17.548	106.520	98.254
6	11:12:31.391	1:01.638			17.957	104.692	96.976
7	11:13:33.145	1:01.754			17.682	104.692	97.682
8	11:14:34.621	1:01.476			18.182	104.366	95.323
9	11:15:35.778	1:01.157			17.583	106.689	100.310

(13) Andrew BARTON

1	11:07:19.792				17.140	108.764	103.721
2	11:08:18.875	59.083			16.995	110.922	103.561
3	11:09:17.340	58.465			16.988	112.597	104.529
4	11:10:16.711	59.371			17.041	112.220	104.529
5	11:11:14.949	58.238			16.818	112.597	105.020
6	11:12:13.702	58.753			17.091	112.976	100.611

Clerk of the Course.

Sig : Time :

Chief Timekeeper : Ian Sharp (SMART Timing)

 Results available at www.speedhive.com and www.smart-timing.co.uk

Printed: 15/04/2018 11:17:57

Orbits





KMSC National Motorcycle Racing

Lapchart

KMSC Championship Lightweights

Knockhill 1.267 miles

Race 20 - 2nd Race

15/04/2018 11:15

Race (10 Laps) started at 11:06:13

Competitors	Laps										
	1	2	3	4	5	6	7	8	9	10	
Torquil PATERSON (31)	1	31	31	31	31	31	31	31	31	31	31
William HOLLAND (93)	2	93	93	93	155	155	155	155	155	155	155
Scott CAMPBELL (155)	3	155	155	155	93	93	93	93	93	93	21
Grant REID (21)	4	21	21	21	21	21	21	21	21	21	93
Kenneth THIRLWALL (34)	5	34	34	34	34	34	34	34	34	34	34
Greg HAYLOTT (2)	6	2	2	2	2	66	66	66	66	66	66
Kevin WATRET (66)	7	66	66	66	66	2	2	2	2	2	2
Alan GIBSON (4)	8	4	4	800	4	4	4	4	4	4	4
Gordon CLARK (800)	9	800	800	4	800	800	800	800	800	800	800
Christine WATSON (74)	10	74	74	74	74	74	74	74	74	74	74
Stuart HAMILTON (39)	11	39	39	16	16	54	54	54	54	16	16
Gerry KEIRNAN (16)	12	16	16	54	54	16	13	16	16	54	54
Ryan GIBSON (54)	13	54	54	39	13	13	16	39	39	39	39
Andrew BARTON (13)	14	13	13	13	39	39	39	13	55	55	55
Allan BROWN (22)	15	22	22	55	55	55	55	55	278	38	38
Paul MARSHALL (278)	16	278	55	278	278	278	278	278	38	278	278
Tom ROBINSON (55)	17	55	278	38	38	38	38	38	22	22	
Adon DAVIE (38)	18	38	38	22	22	22	22	22	15	15	
Finlay MILNE (15)	19	15	15	15	15	15	15	15			
-	20										
-	21										

Clerk of the Course.

Sig : Time :

Chief Timekeeper : Ian Sharp (SMART Timing)

Results available at www.speedhive.com and www.smart-timing.co.uk

Printed: 15/04/2018 11:18:27

Orbits



Race Results

KMSC National Motorcycle Racing

Sorted on Laps

KMSC Championship Superbikes & KMSC Clubman

Knockhill 1.267 miles

Race 21 - 2nd Race

15/04/2018 11:30

Race (10 Laps) started at 11:24:23

Pos	No.	Name	Make/Model	CC	Class	Laps	Total Tm	Diff	Best Tm	In Lap	Avg. Speed
1	34	John DEAN	BMW	S1000RR	SB	10	8:29.859		50.148	5	89.458
2	1	Bruce BIRNIE	BMW	S1000RR	SB	10	8:30.393	0.534	50.302	5	89.364
3	72	Sean GILFILLAN	Ducati	Panigale	SB	10	8:30.960	1.101	50.129	10	89.265
4	99	Callum GRIGOR	Kawasaki	ZX10RR	SB	10	8:35.187	5.328	50.550	3	88.533
5	61	Max ALEXANDER	BMW	S1000RR	SB	10	8:38.846	8.987	50.893	8	87.908
6	45	Ewan GRAY	Kawasaki	ZX10R	SB	10	8:40.946	11.087	50.848	4	87.554
7	94	Greg GILFILLAN	BMW	S1000RR	SB	10	8:44.814	14.955	51.096	8	86.909
8	32	John MacDONALD	Yamaha		SB	10	8:45.195	15.336	51.224	3	86.846
9	55	Donald MacFADYEN	BMW	S1000RR	SB	10	8:51.377	21.518	52.071	7	85.835
10	22	Steven WATSON	BMW	S1000RR	SB	10	8:52.136	22.277	52.078	6	85.713
11	119	Kristopher DUNCAN	Kawasaki	ZX10R	SB	10	8:52.342	22.483	52.309	3	85.680
12	47	Alan BRYCE	BMW	1000RR	SB	10	8:57.337	27.478	52.808	5	84.883
13	511	Marc IRONSIDE	Honda	Fireblade	SB	10	9:00.057	30.198	53.087	7	84.456
14	56	Andy GROVES	BMW	S1000RR	SB	10	9:01.625	31.766	52.585	6	84.211
15	71	Gavin JONES	Yamaha	R1	C	10	9:04.466	34.607	53.529	9	83.772
16	30	Alan RENNIE	Honda	Fireblade	C	10	9:15.214	45.355	54.369	6	82.150
17	37	Steven PATTERSON	Yamaha	YZF R1	C	10	9:16.507	46.648	54.559	7	81.959
18	122	David SUDDER	Suzuki	GSXR 1000	C	10	9:17.350	47.491	54.275	6	81.835
19	52	Paul McLEAN	Honda	CBR1000RR	C	10	9:19.972	50.113	54.503	5	81.452
20	18	Clint WALKER	BMW	S1000RR	C	10	9:20.105	50.246	54.348	9	81.433
21	100	Laura NUTTALL	BMW	S1000RR	C	9	8:38.411	1 Lap	55.797	9	79.184
22	26	Steven McINTYRE	Suzuki	GSXR1000	C	9	8:39.641	1 Lap	56.129	7	78.997
23	28	Andrew BUCHANAN	Yamaha	R1	C	9	8:39.647	1 Lap	55.982	9	78.996
24	51	Calum JACKSON	Suzuki	GSXR1000	C	9	8:47.428	1 Lap	56.981	3	77.830
25	38	Craig MARTIN	Honda	CBR900 RR-Y	C	9	8:47.788	1 Lap	56.659	3	77.777
26	19	Nic BOYES	Ducati	848	SB	9	9:08.065	1 Lap	58.653	9	74.900
27	14	James CRAWFORD	Kawaskai	ZX10R	C	9	9:29.982	1 Lap	1:01.688	7	72.020
Not classified											
DNF	57	Stewart ROBB	Kawasaki	ZX10R	SB	6	5:20.837	DNF	51.968	6	85.297
DNF	218	Paul BOWERBANK	Triumph	675	C	3	3:00.385	DNF	56.625	2	75.856
DNF	67	James MacAULAY	Kawasaki	ZX10	C	1	1:08.852	DNF		0	66.245
DNS	75	Charlie BUNYAN	Kawasaki	ZX10R	C			DNS		0	-

Announcements

New Track Record (50.129) for KMSC Superbikes by Sean GILFILLAN.

Margin of Victory	Avg. Speed	Best Lap Tm	Best Speed	Best Lap by
0.534	89.458	50.129	90.987	72 - Sean GILFILLAN

Clerk of the Course.

Orbits

Sig : Time :

Chief Timekeeper : Ian Sharp (SMART Timing)

 Results available at www.speedhive.com and www.smart-timing.co.uk

Printed: 15/04/2018 11:35:39



KMSC National Motorcycle Racing

KMSC Championship Superbikes & KMSC Clubman
Knockhill 1.267 miles
Race 21 - 2nd Race
15/04/2018 11:30
Race (10 Laps) started at 11:24:23

Lap	Time of Day	Lap Tm	S1	S2	S3	S3Spd	SFSpd	Lap	Time of Day	Lap Tm	S1	S2	S3	S3Spd	SFSpd
(34) John DEAN								1	11:25:21.331			20.297	15.093	138.939	131.326
1	11:25:17.588			19.500	14.517	142.782	128.559	2	11:26:13.784	52.453	17.797	19.877	14.779	137.516	131.262
2	11:26:08.641	51.053	16.911	19.127	15.015	143.087	120.480	3	11:27:06.046	52.262	17.574	19.769	14.919	138.366	130.053
3	11:26:59.759	51.118	17.147	19.273	14.698	143.392	114.714	4	11:27:57.789	51.743	17.109	19.406	15.228	132.624	121.792
4	11:27:50.711	50.952	17.202	19.189	14.561	143.087	130.306	5	11:28:49.561	51.772	17.313	19.263	15.196	140.687	118.147
5	11:28:40.859	50.148	16.737	19.123	14.288	143.699	132.102	6	11:29:41.387	51.826	17.487	19.330	15.009	140.982	130.306
6	11:29:31.106	50.247	16.766	19.126	14.355	141.577	131.070	7	11:30:32.656	51.269	17.240	19.160	14.869	141.279	129.053
7	11:30:21.298	50.192	16.796	19.033	14.363	142.177	131.070	8	11:31:23.752	51.096	17.160	19.161	14.775	140.982	130.560
8	11:31:12.080	50.782	16.686	19.425	14.671	142.479	131.070	9	11:32:15.520	51.768	17.321	19.689	14.758	140.099	130.814
9	11:32:03.051	50.971	16.961	19.590	14.420	142.479	131.584	10	11:33:08.418	52.898	17.528	20.531	14.839	136.121	130.306
10	11:32:53.463	50.412	16.839	19.052	14.521	142.479	129.302	(32) John MacDONALD							
(1) Bruce BIRNIE								1	11:25:20.247				14.945	139.227	126.857
1	11:25:17.322				14.654	138.081	127.824	2	11:26:11.746	51.499			14.548	137.516	130.560
2	11:26:08.609	51.287			15.283	138.366	121.572	3	11:27:02.970	51.224			14.739	140.099	128.313
3	11:26:59.783	51.174			14.839	137.798	124.968	4	11:27:55.577	52.607			15.497	138.939	128.068
4	11:27:50.755	50.972			14.951	135.571	126.142	5	11:28:46.961	51.384			14.658	139.517	127.824
5	11:28:41.057	50.302			14.293	139.808	131.070	6	11:29:38.951	51.990			14.870	136.954	127.098
6	11:29:31.472	50.415			14.469	136.398	127.098	7	11:30:31.505	52.554			14.944	135.845	127.824
7	11:30:21.860	50.388			14.495	138.366	127.339	8	11:31:23.392	51.887			14.819	138.081	128.068
8	11:31:12.544	50.684			14.675	138.366	129.053	9	11:32:16.055	52.663			14.921	137.234	128.313
9	11:32:03.643	51.099			14.419	140.687	128.805	10	11:33:08.799	52.744			14.815	136.675	126.857
10	11:32:53.997	50.354			14.552	139.517	128.313	(55) Donald MacFADYEN							
(72) Sean GILFILLAN								1	11:25:20.797				16.091	140.687	128.559
1	11:25:18.819			19.574	14.926	136.675	128.313	2	11:26:13.699	52.902			14.998	139.227	131.070
2	11:26:10.187	51.368	17.353	19.420	14.595	139.808	131.842	3	11:27:06.554	52.855			15.495	138.366	130.560
3	11:27:00.733	50.546	17.037	18.998	14.511	139.808	131.070	4	11:27:58.899	52.345			15.148	139.227	128.805
4	11:27:51.397	50.664	16.847	19.205	14.612	140.687	131.326	5	11:28:51.279	52.380			15.148	138.652	128.559
5	11:28:41.676	50.279	16.775	19.089	14.415	140.099	132.362	6	11:29:43.583	52.304			15.089	139.517	129.802
6	11:29:31.943	50.267	16.942	18.804	14.469	136.398	130.053	7	11:30:35.654	52.071			14.932	139.517	125.201
7	11:30:22.374	50.431	17.006	18.925	14.500	139.808	129.053	8	11:31:28.993	53.339			15.138	138.081	129.053
8	11:31:13.179	50.805	16.796	19.346	14.663	137.234	128.805	9	11:32:21.871	52.878			15.219	136.121	128.805
9	11:32:04.435	51.256	16.772	19.907	14.577	137.516	125.201	10	11:33:14.981	53.110			15.373	137.234	122.683
10	11:32:54.564	50.129	16.801	18.957	14.371	138.652	129.802	(22) Steven WATSON							
(99) Callum GRIGOR								1	11:25:20.999				15.088	137.516	128.068
1	11:25:18.483			19.640	14.651	136.121	126.618	2	11:26:14.584	53.585			15.209	136.675	127.824
2	11:26:09.691	51.208	17.115	19.413	14.680	135.571	127.581	3	11:27:06.793	52.209			14.943	139.808	129.302
3	11:27:00.241	50.550	17.021	19.143	14.386	138.081	127.581	4	11:27:59.204	52.411			14.959	138.366	130.053
4	11:27:51.210	50.969	17.067	19.347	14.555	138.081	127.824	5	11:28:51.929	52.725			15.294	138.081	126.857
5	11:28:42.033	50.823	17.285	19.115	14.423	139.808	131.584	6	11:29:44.007	52.078			15.028	136.675	126.142
6	11:29:33.013	50.980	17.101	19.233	14.646	138.366	127.339	7	11:30:36.342	52.335			15.095	136.398	127.581
7	11:30:24.043	51.030	17.020	19.414	14.596	136.121	126.618	8	11:31:28.907	53.565			15.397	136.398	125.670
8	11:31:15.440	51.397	17.209	19.468	14.720	136.398	129.551	9	11:32:22.722	52.815			15.177	136.675	127.098
9	11:32:07.164	51.724	17.339	19.568	14.817	137.516	128.313	10	11:33:15.740	53.018			15.209	136.954	126.142
10	11:32:58.791	51.627	17.324	19.627	14.676	136.398	125.435	(119) Kristopher DUNCAN							
(61) Max ALEXANDER								1	11:25:20.822			20.274	15.542	132.102	121.572
1	11:25:18.622			19.836	14.852	137.798	133.150	2	11:26:14.197	53.375	17.998	20.272	15.105	129.551	124.044
2	11:26:10.161	51.539	17.401	19.458	14.680	138.939	131.584	3	11:27:06.506	52.309	17.450	19.961	14.898	132.362	122.908
3	11:27:01.210	51.049	17.236	19.358	14.455	139.517	133.150	4	11:27:59.048	52.542	17.698	19.887	14.957	132.102	123.133
4	11:27:53.965	52.755	16.899	19.234	16.622	141.279	130.053	5	11:28:52.461	53.413	17.638	19.830	15.945	131.326	120.265
5	11:28:45.109	51.144	17.284	19.444	14.416	138.939	130.560	6	11:29:44.964	52.503	17.675	19.859	14.969	131.842	124.044
6	11:29:36.893	51.784	17.220	19.682	14.882	138.366	127.824	7	11:30:37.564	52.600	17.415	19.812	15.373	130.814	122.014
7	11:30:28.565	51.672	17.463	19.655	14.554	139.227	131.070	8	11:31:30.549	52.985	17.451	20.242	15.292	131.070	122.236
8	11:31:19.458	50.893	17.011	19.237	14.645	138.366	131.070	9	11:32:23.125	52.576	17.480	19.845	15.251	131.584	122.908
9	11:32:10.985	51.527	17.060	19.478	14.989	139.227	130.306	10	11:33:15.946	52.821	17.747	19.955	15.119	132.102	123.815
10	11:33:02.450	51.465	17.044	19.418	15.003	138.366	128.805	(47) Alan BRYCE							
(45) Ewan GRAY								1	11:25:22.636				15.391	133.947	127.098
1	11:25:19.585			14.737	138.939	127.824		2	11:26:16.291	53.655			15.502	132.362	128.313
2	11:26:10.731	51.146			14.606	138.652	132.886	3	11:27:09.468	53.177			15.186	135.571	128.805
3	11:27:01.653	50.922			14.675	140.392	128.313	4	11:28:03.141	53.673			15.226	132.362	125.670
4	11:27:52.501	50.848			14.562	138.366	132.102	5	11:28:55.949	52.808			15.304	135.025	121.133
5	11:28:45.785	53.284			17.030	138.939	125.670	6	11:29:48.764	52.815			15.285	135.298	124.044
6	11:29:37.450	51.665			14.676	137.798	131.842	7	11:30:41.800	53.036			15.286	133.415	126.618
7	11:30:29.029	51.579			14.651	136.954	131.326	8	11:31:34.798	52.998			15.271	133.680	127.098
8	11:31:20.117	51.088			14.594	136.954	130.560	9	11:32:28.089	53.291			15.108	134.215	128.313
9	11:32:12.192	52.075			15.107	126.618	130.053	10	11:33:20.941	52.852			15.351	134.754	124.504
10	11:33:04.550	52.358			14.973	136.954	125.670	(511) Marc IRONSIDE							
(94) Greg GILFILLAN								1	11:25:21.990			20.700	15.486	134.754	127.824
1	11:25:19.836			14.737	138.939	127.824		2	11:26:15.884	53.894	18.188	20.449	15.257	135.025	128.313

Clerk of the Course.
Sig : Time :
Chief Timekeeper : Ian Sharp (SMART Timing)
Results available at www.speedhive.com and www.smart-timing.co.uk

KMSC National Motorcycle Racing

KMSC Championship Superbikes & KMSC Clubman

Knockhill 1.267 miles

Race 21 - 2nd Race

15/04/2018 11:30

Race (10 Laps) started at 11:24:23

Lap	Time of Day	Lap Tm	S1	S2	S3	S3Spd	SFSpd	Lap	Time of Day	Lap Tm	S1	S2	S3	S3Spd	SFSpd
3	11:27:09.524	53.640	17.983	20.277	15.380	133.680	127.824	5	11:29:06.920	54.503			15.607	131.842	125.201
4	11:28:03.430	53.906	18.242	20.468	15.196	134.484	127.339	6	11:30:01.493	54.573			15.589	132.624	125.670
5	11:28:57.149	53.719	18.009	20.416	15.294	134.215	128.068	7	11:30:56.871	55.378			16.419	131.326	125.905
6	11:29:50.335	53.186	17.896	20.185	15.105	134.215	126.380	8	11:31:52.385	55.514			16.435	132.886	121.352
7	11:30:43.422	53.087	17.592	20.315	15.180	133.150	125.905	9	11:32:47.951	55.566			15.492	133.150	125.435
8	11:31:36.998	53.576	18.004	20.413	15.159	133.150	126.380	10	11:33:43.576	55.625			15.646	131.842	120.915
9	11:32:30.509	53.511	17.779	20.378	15.354	133.680	126.857	(18) Clint WALKER							
10	11:33:23.661	53.152	17.734	20.133	15.285	133.947	125.905	1	11:25:29.803			21.891	16.720	113.357	123.587
(56) Andy GROVES								2	11:26:24.840	55.037	18.350	20.893	15.794	132.102	124.044
1	11:25:25.088			21.241	15.933	129.302	124.968	3	11:27:19.345	54.505	18.027	20.805	15.673	132.362	119.621
2	11:26:18.885	53.797			15.329	133.947	129.053	4	11:28:14.365	55.020	18.198	20.793	16.029	131.584	118.775
3	11:27:13.338	54.453			15.260	133.150	127.098	5	11:29:09.232	54.867	18.146	20.912	15.809	130.306	121.792
4	11:28:07.223	53.885	18.001	20.333	15.551	131.584	126.380	6	11:30:04.209	54.977	18.142	20.791	16.044	129.302	117.733
5	11:29:00.374	53.151			15.428	134.484	127.581	7	11:30:59.364	55.155	18.320	20.935	15.900	131.070	121.352
6	11:29:52.959	52.585			15.046	136.121	128.559	8	11:31:54.073	54.709	18.205	20.778	15.726	131.070	120.915
7	11:30:46.013	53.054			15.711	132.624	127.339	9	11:32:48.421	54.348	17.999	20.868	15.481	131.326	122.908
8	11:31:39.301	53.288			15.282	131.842	125.670	10	11:33:43.709	55.288	18.311	21.137	15.840	128.805	123.360
9	11:32:32.236	52.935			15.274	133.150	129.802	(100) Laura NUTTALL							
10	11:33:25.229	52.993			15.223	131.326	128.559	1	11:25:29.552			22.413	16.573	118.985	125.201
(71) Gavin JONES								2	11:26:26.306	56.754			16.040	125.905	127.824
1	11:25:23.075				15.403	136.675	127.098	3	11:27:23.495	57.189	19.105	21.801	16.283	120.915	124.044
2	11:26:17.174	54.099			15.422	136.398	126.618	4	11:28:20.181	56.686			15.998	126.857	126.142
3	11:27:10.927	53.753			15.377	137.516	125.670	5	11:29:16.430	56.249			15.894	126.380	128.805
4	11:28:04.550	53.623			15.530	136.675	124.968	6	11:30:13.384	56.954			16.311	122.908	124.735
5	11:28:58.091	53.541	17.900	20.191	15.450	136.398	124.968	7	11:31:09.553	56.169	18.857	20.991	16.321	127.581	124.735
6	11:29:51.692	53.601			15.464	136.675	125.905	8	11:32:06.218	56.665			16.201	125.905	126.857
7	11:30:45.605	53.913			15.852	136.398	123.587	9	11:33:02.015	55.797			15.970	123.360	125.905
8	11:31:40.160	54.555			15.600	136.675	124.968	(26) Steven McIntYRE							
9	11:32:33.689	53.529			15.427	136.954	124.735	1	11:25:28.253				16.669	122.683	120.049
10	11:33:28.070	54.381			15.561	135.571	124.044	2	11:26:25.192	56.939			16.521	127.098	121.792
(30) Alan RENNIE								3	11:27:22.373	57.181			16.778	117.940	119.196
1	11:25:23.599			21.060	15.602	134.484	128.068	4	11:28:19.159	56.786			16.547	127.339	115.305
2	11:26:18.446	54.847	18.288	20.855	15.704	131.584	127.339	5	11:29:15.759	56.600			15.828	127.339	119.621
3	11:27:13.853	55.407	18.723	20.847	15.837	130.560	128.805	6	11:30:13.020	57.261			16.255	124.504	119.196
4	11:28:08.975	55.122	18.373	20.759	15.990	128.068	125.435	7	11:31:09.149	56.129			16.327	125.670	118.775
5	11:29:03.703	54.728	18.411	20.649	15.668	131.584	126.618	8	11:32:06.634	57.485			16.803	126.857	119.621
6	11:29:58.072	54.369	18.335	20.500	15.534	132.886	126.142	9	11:33:03.245	56.611			16.373	126.380	120.480
7	11:30:53.059	54.987	18.317	20.892	15.778	130.560	125.670	(28) Andrew BUCHANAN							
8	11:31:48.265	55.206	18.408	20.880	15.918	129.053	122.014	1	11:25:28.049				16.708	126.142	121.133
9	11:32:43.180	54.915	18.554	20.628	15.733	131.842	126.618	2	11:26:24.845	56.796			16.447	126.380	119.196
10	11:33:38.818	55.638	18.763	20.955	15.920	127.098	122.236	3	11:27:21.768	56.923			16.354	120.697	118.985
(37) Steven PATTERSON								4	11:28:18.673	56.905			16.232	129.302	119.835
1	11:25:25.613			21.705	16.392	126.618	125.905	5	11:29:15.627	56.954			16.007	128.805	116.709
2	11:26:21.647	56.034	18.958	21.412	15.664	132.362	125.435	6	11:30:13.233	57.606			16.606	127.098	113.935
3	11:27:16.624	54.977	18.545	20.972	15.460	131.584	127.098	7	11:31:10.451	57.218			16.251	129.551	119.835
4	11:28:11.375	54.751	18.267	21.121	15.363	130.306	126.857	8	11:32:07.269	56.818			16.094	130.053	120.697
5	11:29:06.223	54.848	18.296	21.088	15.464	131.842	125.905	9	11:33:03.251	55.982			16.166	128.313	120.049
6	11:30:01.201	54.978	18.267	21.122	15.589	128.559	125.670	(51) Calum JACKSON							
7	11:30:55.760	54.559	18.179	21.004	15.376	132.886	126.857	1	11:25:30.047				17.134	120.915	120.480
8	11:31:50.501	54.741	18.228	20.912	15.601	131.842	126.857	2	11:26:28.621	58.574			16.839	120.915	124.044
9	11:32:45.226	54.725	18.450	20.840	15.435	133.415	126.857	3	11:27:25.602	56.981			16.182	122.908	123.815
10	11:33:40.111	54.885	18.314	20.832	15.739	133.947	125.905	4	11:28:22.884	57.282			16.417	122.908	121.597
(122) David SUDDER								5	11:29:20.674	57.790			16.462	123.587	121.133
1	11:25:25.828			21.473	17.189	128.068	118.985	6	11:30:18.131	57.457			16.580	125.670	122.014
2	11:26:20.825	54.997			15.732	129.053	115.903	7	11:31:16.057	57.926			16.982	124.504	121.133
3	11:27:15.194	54.369			15.760	128.805	122.236	8	11:32:13.592	57.535			16.501	122.459	123.587
4	11:28:09.563	54.369			15.649	130.814	123.587	9	11:33:11.032	57.440			16.160	118.985	123.133
5	11:29:04.208	54.645			15.555	128.313	122.908	(38) Craig MARTIN							
6	11:29:58.483	54.275			15.523	131.070	122.459	1	11:25:28.775				16.792	120.480	114.129
7	11:30:53.302	54.819			15.688	129.802	122.236	2	11:26:25.597	56.822			16.131	123.360	115.703
8	11:31:48.147	54.845			15.636	129.551	120.265	3	11:27:22.256	56.659			16.528	122.683	114.714
9	11:32:42.463	54.316			15.544	131.070	122.236	4	11:28:20.091	57.835			16.433	119.835	112.786
10	11:33:40.954	58.491			15.677	126.142	122.236	5	11:29:17.885	57.794			16.466	122.014	113.166
(52) Paul McLEAN								6	11:30:14.562	56.677			16.346	122.459	114.518
1	11:25:25.916				16.320	124.504	123.587	7	11:31:13.448	58.886			17.252	120.480	113.742
2	11:26:22.070	56.154			15.907	124.044	122.236	8	11:32:11.988	58.540			17.304	119.196	114.518
3	11:27:17.196	55.126			15.738	131.842	123.587	9	11:33:11.392	59.404			16.741	122.236	116.304
4	11:28:12.417	55.221			15.666	130.814	123.360	Orbits							

Clerk of the Course.

Sig : _____ Time : _____
Chief Timekeeper : Ian Sharp (SMART Timing)

Results available at www.speedhive.com and www.smart-timing.co.uk

Printed: 15/04/2018 11:36:06



KMSC National Motorcycle Racing

KMSC Championship Superbikes & KMSC Clubman

Knockhill 1.267 miles

Race 21 - 2nd Race

15/04/2018 11:30

Race (10 Laps) started at 11:24:23

Lap	Time of Day	Lap Tm	S1	S2	S3	S3Spd	SFSpd	Lap	Time of Day	Lap Tm	S1	S2	S3	S3Spd	SFSpd
(19) Nic BOYES															
1	11:25:31.992			23.567	17.523	116.709	110.739								
2	11:26:33.288	1:01.296	20.690	23.055	17.551	116.304	110.922								
3	11:27:34.246	1:00.958	20.464	22.886	17.608	117.940	109.118								
4	11:28:34.727	1:00.481	20.275	22.934	17.272	117.526	109.832								
5	11:29:34.418	59.691	19.939	22.575	17.177	113.935	111.105								
6	11:30:34.287	59.869	19.919	22.608	17.342	114.518	110.739								
7	11:31:33.843	59.556	19.888	22.643	17.025	117.526	110.922								
8	11:32:33.016	59.173	19.875	22.413	16.885	118.985	112.033								
9	11:33:31.669	58.653	19.551	22.273	16.829	117.116	112.033								
(14) James CRAWFORD															
1	11:25:33.452			24.301	17.890	116.103	116.506								
2	11:26:36.315	1:02.863	21.207	23.706	17.950	117.733	115.504								
3	11:27:38.338	1:02.023	20.823	23.755	17.445	117.321	116.709								
4	11:28:40.281	1:01.943	20.819	23.414	17.710	118.985	115.107								
5	11:29:44.632	1:04.351	21.710	23.906	18.735	115.107	120.049								
6	11:30:46.365	1:01.733	20.700	23.653	17.380	117.116	121.133								
7	11:31:48.053	1:01.688	20.308	23.137	18.243	119.409	105.349								
8	11:32:51.359	1:03.306	21.505	23.624	18.177	114.518	106.520								
9	11:33:53.586	1:02.227	20.885	23.466	17.876	114.129	115.703								
(57) Stewart ROBB															
1	11:25:22.115				15.248	136.675	131.070								
2	11:26:15.006	52.891			15.016	137.234	129.053								
3	11:27:07.389	52.383			14.959	136.398	130.053								
4	11:27:59.810	52.421			15.052	138.652	131.326								
5	11:28:52.473	52.663			15.145	139.808	130.053								
6	11:29:44.441	51.968			14.931	139.517	128.068								
(218) Paul BOWERBANK															
1	11:25:26.624				16.453	123.587	114.714								
2	11:26:23.249	56.625			16.508	122.683	113.357								
3	11:27:23.989	1:00.740			20.675	121.352	27.246								
(67) James MacAULAY															
1	11:25:32.456			23.182	17.804	116.304	108.064								

Clerk of the Course.

Sig : Time :

Chief Timekeeper : Ian Sharp (SMART Timing)

Results available at www.speedhive.com and www.smart-timing.co.uk

Printed: 15/04/2018 11:36:06

Orbits



KMSC National Motorcycle Racing

Lapchart

KMSC Championship Superbikes & KMSC Clubman

Knockhill 1.267 miles

Race 21 - 2nd Race

15/04/2018 11:30

Race (10 Laps) started at 11:24:23

Competitors	Laps									
	1	2	3	4	5	6	7	8	9	10
Bruce BIRNIE (1)	1	1	34	34	34	34	34	34	34	34
John DEAN (34)	2	34	34	1	1	1	1	1	1	1
Callum GRIGOR (99)	3	99	99	99	72	72	72	72	72	72
Max ALEXANDER (61)	4	61	61	72	72	99	99	99	99	99
Sean GILFILLAN (72)	5	72	72	61	45	61	61	61	61	61
Ewan GRAY (45)	6	45	45	45	61	45	45	45	45	45
John MacDONALD (32)	7	32	32	32	32	32	32	32	94	94
Donald MacFADYEN (55)	8	55	55	94	94	94	94	94	32	32
Kristopher DUNCAN (119)	9	119	94	119	55	55	55	55	55	55
Steven WATSON (22)	10	22	119	55	119	22	22	22	22	22
Greg GILFILLAN (94)	11	94	22	22	22	119	57	119	119	119
Marc IRONSIDE (511)	12	511	57	57	57	57	119	47	47	47
Stewart ROBB (57)	13	57	511	47	47	47	47	511	511	511
Alan BRYCE (47)	14	47	47	511	511	511	511	71	56	56
Gavin JONES (71)	15	71	71	71	71	71	71	56	71	71
Alan RENNIE (30)	16	30	30	56	56	56	56	30	122	122
Andy GROVES (56)	17	56	56	30	30	30	30	122	30	37
Steven PATTERSON (37)	18	37	122	122	122	122	122	37	37	122
David SUDDER (122)	19	122	37	37	37	37	37	52	52	52
Paul McLEAN (52)	20	52	52	52	52	52	18	18	18	18
Paul BOWERBANK (218)	21	218	218	18	18	18	18	26	100	100
Andrew BUCHANAN (28)	22	28	18	28	28	28	26	100	26	26
Steven McINTYRE (26)	23	26	28	38	26	26	28	28	28	28
Craig MARTIN (38)	24	38	26	26	38	100	100	38	38	51
Laura NUTTALL (100)	25	100	38	100	100	38	38	51	51	38
Clint WALKER (18)	26	18	100	218	51	51	51	19	19	19
Calum JACKSON (51)	27	51	51	51	19	19	19	14	14	14
Nic BOYES (19)	28	19	19	19	14	14	14			
James MacAULAY (67)	29	67	14	14						
James CRAWFORD (14)	30	14								
-	31									

Clerk of the Course.

Sig : Time :

Chief Timekeeper : Ian Sharp (SMART Timing)

Results available at www.speedhive.com and www.smart-timing.co.uk

Printed: 15/04/2018 11:36:35

Orbits



Race Results

KMSC National Motorcycle Racing

Sorted on Laps

Scottish Sidecars

Knockhill 1.267 miles

Race 22 - 3rd Race - Re-Start

15/04/2018 11:50

Race (10 Laps) started at 11:49:07

Pos	No.	Name	Make/Model	CC	Class	Laps	Total Tm	Diff	Best Tm	In Lap	Avg. Speed
1	3	LAWRIE / FAIRHURST	LCR Suzuki	600	SC	10	9:30.515		55.615	9	79.947
2	5	SHAND / BEISEY	Shand	F2 600	SC	10	9:42.488	11.973	57.157	4	78.304
3	19	ROBINSON / GRAVEL		LCR F2 600	SC	10	9:45.369	14.854	57.321	7	77.918
4	18	LILLIE / CHANDLER		LCR 600	SC	10	9:52.422	21.907	57.910	5	76.991
5	93	KIRKUP / HERBERTSON			SC	10	10:04.036	33.521	59.648	3	75.510
6	36	EDDISON / SOUTER	Ireson Honda	600RR	SC	10	10:18.507	47.992	1:00.650	7	73.744
7	73	PRING / PRING	Shand Suzuki	600	SC	9	9:34.550	1 Lap	1:02.300	4	71.447
8	87	SHAND / YUILL	BMW Bellas	1040 Classic	SC	9	9:34.583	1 Lap	1:02.540	2	71.443
9	22	LITHGOW / BRUNTON	Shelbourne RF	600	SC	9	9:35.776	1 Lap	1:02.117	5	71.295
10	50	BROWNE / McKAY	Ireson Suzuki	750	SC	9	9:45.338	1 Lap	1:03.861	6	70.130
11	111	STROUD / SCHOFIELD	Baker Suzuki	750	SC	9	9:57.369	1 Lap	1:04.491	6	68.718

Not classified

DNS	9	MACKAY / MAYHEW	Founds Suzuki		SC			DNS		0	-
DNS	11	MAYHEW / TAYLOR	Ireson Honda	600	SC			DNS		0	-
DNS	51	MURPHY / CARRUTHERS		HAYES F2	SC			DNS		0	-
DNS	61	FORREST / SZANEL		F1 R1	SC			DNS		0	-
DNS	114	AMOS / PRING	Suzuki Windle	GSXR1000	SC			DNS		0	-
DNS	964	ANDERSON / HUGHES	Baker	R1	SC			DNS		0	-

Announcements

RED FLAG after Leader completed 1 Lap - Race re-started over full distance.

Margin of Victory	Avg. Speed	Best Lap Tm	Best Speed	Best Lap by
11.973	79.947	55.615	82.012	3 - LAWRIE / FAIRHURST

Clerk of the Course.

Orbits

Sig : Time :

Chief Timekeeper : Ian Sharp (SMART Timing)

 Results available at www.speedhive.com and www.smart-timing.co.uk

Printed: 15/04/2018 12:00:54





KMSC National Motorcycle Racing

Scottish Sidecars

Knockhill 1.267 miles

Race 22 - 3rd Race - Re-Start

15/04/2018 11:50

Race (10 Laps) started at 11:49:07

Lap	Time of Day	Lap Tm	S1	S2	S3	S3Spd	SFSpd
(3) LAWRIE / FAIRHURST							
1	11:50:06.451			21.447	16.201	118.775	109.296
2	11:51:03.018	56.567	18.770	21.646	16.151	119.621	108.941
3	11:52:00.009	56.991	18.860	21.391	16.740	117.116	100.762
4	11:52:57.695	56.686	19.192	21.965	16.529	116.709	107.717
5	11:53:54.829	57.134	18.502	22.087	16.545	114.910	106.689
6	11:54:51.582	56.753	18.840	21.657	16.256	116.103	108.588
7	11:55:48.108	56.526	18.592	21.655	16.279	117.321	107.544
8	11:56:44.821	56.713	18.924	21.687	16.102	116.506	109.474
9	11:57:40.436	55.615	18.621	20.796	16.198	119.196	108.064
10	11:58:38.502	58.066	19.028	21.336	17.702	117.526	92.435

Lap	Time of Day	Lap Tm	S1	S2	S3	S3Spd	SFSpd
(5) SHAND / BEISEY							
1	11:50:10.354			22.365	17.101	108.941	97.399
2	11:51:08.478	58.124	19.598	21.949	16.577	107.890	101.218
3	11:52:06.232	57.754	19.604	21.678	16.472	106.689	98.688
4	11:53:03.389	57.157	18.926	21.802	16.429	106.859	97.824
5	11:54:00.911	57.522	19.220	21.768	16.534	106.689	96.976
6	11:54:58.182	57.271	19.113	21.728	16.430	107.372	97.967
7	11:55:55.903	57.721	19.148	21.955	16.618	106.520	97.682
8	11:56:53.732	57.829	19.226	21.908	16.695	106.859	97.967
9	11:57:52.383	58.651	19.891	22.049	16.711	106.520	97.682
10	11:58:50.475	58.092	19.071	22.166	16.855	106.689	96.419

Lap	Time of Day	Lap Tm	S1	S2	S3	S3Spd	SFSpd
(19) ROBINSON / GRAVEL							
1	11:50:10.829			22.810	16.959	111.846	100.011
2	11:51:09.535	58.706	19.780	21.818	17.108	109.474	100.161
3	11:52:08.062	58.527	19.751	22.357	16.419	110.012	101.524
4	11:53:05.942	57.880	19.397	21.752	16.731	110.374	101.066
5	11:54:03.643	57.701	19.183	21.818	16.700	110.374	101.218
6	11:55:02.556	58.913	19.396	22.391	17.126	111.105	98.979
7	11:55:59.877	57.321	19.209	21.558	16.554	110.739	100.011
8	11:56:57.579	57.702	19.283	21.704	16.715	110.922	100.460
9	11:57:55.345	57.766	19.277	21.990	16.499	110.193	100.161
10	11:58:53.356	58.011	19.239	21.588	17.184	110.193	99.714

Lap	Time of Day	Lap Tm	S1	S2	S3	S3Spd	SFSpd
(18) LILLIE / CHANDLER							
1	11:50:10.261			22.274	17.163	108.941	100.310
2	11:51:08.358	58.097	19.367	21.995	16.735	108.413	100.762
3	11:52:07.123	58.765	20.044	22.125	16.596	109.296	100.611
4	11:53:05.243	58.120	19.113	22.023	16.984	108.941	98.979
5	11:54:03.153	57.910	19.024	21.678	17.208	109.653	99.566
6	11:55:03.087	59.934	19.383	22.246	18.305	109.118	95.868
7	11:56:01.858	58.771	19.629	22.026	17.116	108.588	100.762
8	11:57:00.665	58.807	19.150	22.038	17.619	109.118	99.419
9	11:57:59.849	59.184	19.561	22.577	17.046	108.764	97.824
10	11:59:00.409	1:00.560	20.243	22.672	17.645	108.764	96.697

Lap	Time of Day	Lap Tm	S1	S2	S3	S3Spd	SFSpd
(93) KIRKUP / HERBERTSON							
1	11:50:12.372			23.347	17.729	103.402	92.181
2	11:51:12.038	59.666	19.849	22.312	17.505	101.371	92.818
3	11:52:11.686	59.648	19.765	22.416	17.467	102.142	93.595
4	11:53:11.724	1:00.038	19.931	22.548	17.559	100.914	92.818
5	11:54:11.753	1:00.029	19.965	22.319	17.745	95.323	92.435
6	11:55:11.687	59.934	19.784	22.498	17.652	101.066	92.947
7	11:56:11.758	1:00.071	20.093	22.332	17.646	102.926	92.181
8	11:57:11.697	59.939	19.877	22.518	17.544	101.524	92.435
9	11:58:11.505	59.808	19.799	22.354	17.655	102.768	91.928
10	11:59:12.023	1:00.518	20.365	22.216	17.937	102.611	90.320

Lap	Time of Day	Lap Tm	S1	S2	S3	S3Spd	SFSpd
(36) EDDISON / SOUTER							
1	11:50:12.670			23.159	17.650	104.529	96.143
2	11:51:13.800	1:01.130	20.646	23.097	17.387	105.184	94.651
3	11:52:14.922	1:01.122	20.661	22.929	17.532	105.020	95.459
4	11:53:17.009	1:02.087	20.701	23.632	17.754	105.349	94.919
5	11:54:17.665	1:00.656	20.422	22.811	17.423	105.349	94.252
6	11:55:18.665	1:01.000			17.232	105.349	94.919
7	11:56:19.315	1:00.650		22.774	17.577	105.515	94.785
8	11:57:21.620	1:02.305	20.457	24.345	17.503	103.882	95.188
9	11:58:23.709	1:02.089	20.586	22.977	18.526	105.349	89.596
10	11:59:26.494	1:02.785	21.450	23.371	17.964	103.084	95.053

Lap	Time of Day	Lap Tm	S1	S2	S3	S3Spd	SFSpd
(73) PRING / PRING							

Lap	Time of Day	Lap Tm	S1	S2	S3	S3Spd	SFSpd
1	11:50:18.524			24.616	19.132	105.515	93.726
2	11:51:21.399	1:02.875	22.061	22.968	17.846	103.882	97.967
3	11:52:24.494	1:03.095	21.471	23.163	18.461	106.015	96.281
4	11:53:26.794	1:02.300	21.290	23.189	17.821	102.768	97.257
5	11:54:29.587	1:02.793	21.096	23.218	18.479	103.561	93.726
6	11:55:33.002	1:03.415	21.528	23.651	18.236	104.856	94.651
7	11:56:36.523	1:03.521	21.709	23.801	18.011	102.142	97.257
8	11:57:39.537	1:03.014	21.609	23.244	18.161	105.184	97.117
9	11:58:42.537	1:03.000	21.865	23.390	17.745	106.520	98.111
(87) SHAND / YUILL							
1	11:50:14.429			23.500	17.852	98.979	91.055
2	11:51:16.969	1:02.540	20.914	23.290	18.336	99.419	88.416
3	11:52:20.224	1:03.255	21.466	23.832	17.957	97.117	89.239
4	11:53:23.834	1:03.610	21.331	23.732	18.547	98.979	88.416
5	11:54:26.938	1:03.104	21.248	23.719	18.137	97.967	89.120
6	11:55:29.921	1:02.983	21.463	23.559	17.961	98.979	88.884
7	11:56:33.731	1:03.810	21.215	23.843	18.752	96.836	86.702
8	11:57:38.577	1:04.846	21.901	24.547	18.398	97.399	86.035
9	11:58:42.570	1:03.993	21.882	23.995	18.116	98.398	88.299

Lap	Time of Day	Lap Tm	S1	S2	S3	S3Spd	SFSpd
(22) LITHGOW / BRUNTON							
1	11:50:17.108			24.840	18.598	99.272	92.435
2	11:51:21.666	1:04.558	21.347	24.226	18.985	100.914	89.596
3	11:52:26.267	1:04.601	21.688	24.219	18.694	101.524	91.303
4	11:53:29.270	1:03.003	21.221	23.563	18.219	101.524	92.947
5	11:54:31.387	1:02.117	20.620	23.076	18.421	100.762	91.928
6	11:55:34.605	1:03.218	20.908	23.744	18.566	101.832	92.308
7	11:56:37.742	1:03.137	21.182	23.566	18.389	99.714	90.320
8	11:57:40.821	1:03.079	21.072	23.618	18.389	101.524	92.947
9	11:58:43.763	1:02.942	21.086	23.528	18.328	102.454	91.179

Lap	Time of Day	Lap Tm	S1	S2	S3	S3Spd	SFSpd
(50) BROWNE / McKAY							
1	11:50:16.434			24.734	18.353	104.856	97.540
2	11:51:20.624	1:04.190	21.633	24.228	18.329	104.692	96.005
3	11:52:25.577	1:04.953	21.617	24.938	18.398	103.561	96.558
4	11:53:30.889	1:05.312	22.259	24.721	18.332	103.242	93.726
5	11:54:34.951	1:04.062	21.248	24.747	18.067	104.204	95.188
6	11:55:38.812	1:03.861	21.458	24.189	18.214	103.561	96.697
7	11:56:43.634	1:04.822	21.684	24.536	18.602	102.142	96.005
8	11:57:48.469	1:04.835	22.011	24.354	18.470		

KMSC National Motorcycle Racing

Lapchart

Scottish Sidecars

Knockhill 1.267 miles

Race 22 - 3rd Race - Re-Start

15/04/2018 11:50

Race (10 Laps) started at 11:49:07

Competitors	Laps									
	1	2	3	4	5	6	7	8	9	10
LAWRIE / FAIRHURST (3)	1	3	3	3	3	3	3	3	3	3
LILLIE / CHANDLER (18)	2	18	18	5	5	5	5	5	5	5
SHAND / BEISEY (5)	3	5	5	18	18	18	19	19	19	19
ROBINSON / GRAVEL (19)	4	19	19	19	19	19	18	18	18	18
KIRKUP / HERBERTSON (93)	5	93	93	93	93	93	93	93	93	93
EDDISON / SOUTER (36)	6	36	36	36	36	36	36	36	36	36
SHAND / YUILL (87)	7	87	87	87	87	87	87	87	87	73
BROWNE / McKAY (50)	8	50	50	73	73	73	73	73	73	87
LITHGOW / BRUNTON (22)	9	22	73	50	22	22	22	22	22	22
PRING / PRING (73)	10	73	22	22	50	50	50	50	50	50
STROUD / SCHOFIELD (111)	11	111	111	111	111	111	111	111	111	111
-	12									
-	13									
-	14									
-	15									
-	16									
-	17									

Clerk of the Course.

Sig : Time :

Chief Timekeeper : Ian Sharp (SMART Timing)

 Results available at www.speedhive.com and www.smart-timing.co.uk

Printed: 15/04/2018 12:01:45

Orbits



Race Results

KMSC National Motorcycle Racing

Sorted on Laps

National CB500's

Knockhill 1.267 miles

Race 23 - 2nd Race

15/04/2018 12:30

Race (10 Laps) started at 13:03:15

Pos	No.	Name	Make/Model	CC	Class	Laps	Total Tm	Diff	Best Tm	In Lap	Avg. Speed
1	87	Jodie CHALK	Honda	CB500	CB	10	10:02.483		59.621	10	75.705
2	12	William MONIE	Honda	CB500	CB	10	10:02.561	0.078	59.657	7	75.695
3	34	Adrian TEASDALE	Honda	CB500	CB	10	10:13.427	10.944	1:00.771	10	74.354
4	111	Jimmy SHANKS	Honda	CB500	CB	10	10:13.807	11.324	1:00.727	9	74.308
5	144	Keith SHEPHERD	Honda	CB500	CB	10	10:14.602	12.119	1:00.550	9	74.212
6	48	Allan BROOKBANKS	Honda	CB500	CB	10	10:24.288	21.805	1:01.739	9	73.061
7	13	Andrew BARTON	Honda	CB500	CB	10	10:29.658	27.175	1:01.901	4	72.438
8	47	Steve KAIN	Honda	CB500	CB	10	10:29.856	27.373	1:01.842	10	72.415
9	23	Ross McCLEARY	Honda	CB500	CB	10	10:46.692	44.209	1:03.210	10	70.530
10	26	Raymond REID	Honda	CB500	CB	10	10:46.931	44.448	1:03.251	10	70.504
11	7	Colvin DENHOLM	Honda	CB500	CB	10	10:47.560	45.077	1:03.358	8	70.435
12	14	Martin CURRAH	Honda	CB500	CB	10	10:47.914	45.431	1:02.152	9	70.397
13	15	Peter ROBERTSON	Honda	CB500	CB	10	10:47.983	45.500	1:03.227	8	70.389
14	53	Barry GOW	Honda	CB500	CB	10	10:52.050	49.567	1:03.595	9	69.950
15	113	Calum PERT	Honda	CB500	CB	10	11:00.598	58.115	1:04.173	5	69.045
16	25	Tommy McGOWAN	Honda	CB500	CB	9	10:15.207	1 Lap	1:07.032	9	66.725
17	55	Allan McCLEARY	Honda	CB500	CB	9	10:23.146	1 Lap	1:08.336	5	65.875
Not classified											
DNS	126	Martin BULMAN	Honda	CB500	CB			DNS		0	-

Announcements

New Track Record (59.621) for National CB500 by Jodie CHALK.

Margin of Victory	Avg. Speed	Best Lap Tm	Best Speed	Best Lap by
0.078	75.705	59.621	76.501	87 - Jodie CHALK

Clerk of the Course.

Orbits

Sig : Time :

Chief Timekeeper : Ian Sharp (SMART Timing)

 Results available at www.speedhive.com and www.smart-timing.co.uk

Printed: 15/04/2018 13:21:00



KMSC National Motorcycle Racing

National CB500's

Knockhill 1.267 miles

Race 23 - 2nd Race

15/04/2018 12:30

Race (10 Laps) started at 13:03:15

Lap	Time of Day	Lap Tm	S1	S2	S3	S3Spd	SFSpd
(87) Jodie CHALK							
1	13:04:18.886				17.647	98.398	90.564
2	13:05:19.170	1:00.284			17.523	99.419	90.932
3	13:06:18.918	59.748			17.510	98.688	90.809
4	13:07:18.600	59.682			17.412	98.833	91.427
5	13:08:18.444	59.844			17.687	98.398	88.299
6	13:09:18.488	1:00.044			17.554	97.824	89.957
7	13:10:18.245	59.757			17.515	97.540	90.198
8	13:11:18.301	1:00.056			17.576	98.111	90.320
9	13:12:18.494	1:00.193			17.463	98.979	90.442
10	13:13:18.115	59.621			17.565	98.111	89.957
(12) William MONIE							
1	13:04:18.937				17.528	99.272	92.435
2	13:05:18.801	59.864			17.478	98.833	89.477
3	13:06:18.475	59.674			17.573	99.125	89.120
4	13:07:18.383	59.908			17.470	97.824	89.596
5	13:08:18.435	1:00.052			17.664	98.398	88.532
6	13:09:18.644	1:00.209			17.492	99.863	91.179
7	13:10:18.301	59.657			17.432	99.566	90.442
8	13:11:18.332	1:00.031			17.475	100.161	91.802
9	13:12:18.496	1:00.164			17.406	101.218	88.884
10	13:13:18.193	59.697			17.527	99.714	88.649
(34) Adrian TEASDALE							
1	13:04:19.502			23.067	17.983	100.914	90.442
2	13:05:20.347	1:00.845	20.083	22.814	17.948	96.836	88.884
3	13:06:21.858	1:01.511	19.965	23.303	18.243	96.836	88.416
4	13:07:23.017	1:01.159	20.031	23.230	17.898	96.697	89.002
5	13:08:24.314	1:01.297	20.113	23.478	17.706	97.682	88.649
6	13:09:25.264	1:00.950	19.967	22.964	18.019	95.868	88.299
7	13:10:26.170	1:00.906	19.963	22.881	18.062	96.143	87.266
8	13:11:27.460	1:01.290	20.490	22.851	17.949	97.540	87.722
9	13:12:28.288	1:00.828	20.445	22.555	17.828	99.272	88.416
10	13:13:29.059	1:00.771	20.042	22.887	17.842	96.558	87.608
(111) Jimmy SHANKS							
1	13:04:20.080				18.056	97.117	89.358
2	13:05:21.530	1:01.450			18.418	98.833	86.927
3	13:06:22.688	1:01.158			18.340	96.836	89.596
4	13:07:23.484	1:00.796	20.013	22.459	18.324	97.399	87.722
5	13:08:24.549	1:01.065			18.074	95.595	89.239
6	13:09:25.616	1:01.067			18.342	96.281	87.952
7	13:10:26.470	1:00.854			18.242	96.558	88.649
8	13:11:27.629	1:01.159			18.023	97.540	89.477
9	13:12:28.356	1:00.727			18.034	96.281	89.596
10	13:13:29.439	1:01.083	20.422	22.525	18.136	96.976	88.183
(144) Keith SHEPHERD							
1	13:04:19.539				18.186	97.540	91.055
2	13:05:21.010	1:01.471			18.006	97.117	89.358
3	13:06:22.605	1:01.595			18.185	97.540	88.299
4	13:07:24.074	1:01.469			17.848	97.117	89.120
5	13:08:25.380	1:01.306			17.916	97.399	89.239
6	13:09:26.434	1:01.054			17.899	97.824	89.002
7	13:10:27.393	1:00.959			17.892	97.257	88.649
8	13:11:28.405	1:01.012			17.910	98.543	89.239
9	13:12:28.955	1:00.550			17.831	99.419	89.358
10	13:13:30.234	1:01.279			18.109	98.543	89.002
(48) Allan BROOKBANKS							
1	13:04:21.885				18.763	99.863	89.477
2	13:05:23.919	1:02.034	20.758	23.237	18.039	97.399	89.836
3	13:06:26.016	1:02.097	20.812	23.171	18.114	97.399	88.299
4	13:07:28.263	1:02.247			18.093	96.836	88.532
5	13:08:30.336	1:02.073		23.361	18.056	95.731	89.002
6	13:09:32.243	1:01.907	20.648	23.291	17.968	97.117	88.532
7	13:10:34.010	1:01.767	20.544	23.314	17.909	97.540	87.837
8	13:11:36.121	1:02.111	20.703	23.347	18.061	97.540	87.722
9	13:12:37.860	1:01.739			17.964	98.111	88.183
10	13:13:39.920	1:02.060			18.189	97.257	88.767

Lap	Time of Day	Lap Tm	S1	S2	S3	S3Spd	SFSpd
1	13:04:21.434				18.459	96.005	87.153
2	13:05:23.608	1:02.174			18.348		86.257
3	13:06:26.735	1:03.127			18.506	96.976	84.306
4	13:07:28.636	1:01.901			18.187	96.143	87.040
5	13:08:31.272	1:02.636			18.873	95.323	86.146
6	13:09:34.142	1:02.870			18.476	95.053	86.257
7	13:10:36.762	1:02.620			18.405	94.120	84.839
8	13:11:39.257	1:02.495			18.458	94.518	85.706
9	13:12:42.139	1:02.882			18.568	95.459	85.487
10	13:13:45.290	1:03.151			18.315	95.053	85.162
(47) Steve KAIN							
1	13:04:23.545				18.199		91.552
2	13:05:26.302	1:02.757			18.184		91.427
3	13:06:29.162	1:02.860	21.047	23.732	18.081		90.686
4	13:07:31.886	1:02.724			18.093	97.824	90.442
5	13:08:34.869	1:02.983		23.895	18.298		90.809
6	13:09:37.323	1:02.454			17.847		91.179
7	13:10:39.699	1:02.376	20.697	23.605	18.074		90.564
8	13:11:41.777	1:02.078			17.899		91.055
9	13:12:43.646	1:01.869			17.947		90.932
10	13:13:45.488	1:01.842			18.055		91.802
(23) Ross McCLEARY							
1	13:04:24.610			25.069	18.670	94.252	87.266
2	13:05:29.153	1:04.543			19.102	93.595	86.146
3	13:06:33.965	1:04.812	21.784	24.272	18.756	94.785	86.814
4	13:07:38.949	1:04.984	21.908	24.463	18.613	95.323	87.153
5	13:08:43.047	1:04.098	21.486	23.994	18.618	93.205	87.608
6	13:09:47.827	1:04.780			18.803	93.076	85.054
7	13:10:51.280	1:03.453			18.749	93.595	84.732
8	13:11:55.464	1:04.184			18.954	93.205	86.146
9	13:12:59.114	1:03.650			18.580	93.335	85.706
10	13:14:02.324	1:03.210			18.606	93.726	84.095
(26) Raymond REID							
1	13:04:24.947			24.910	18.631	98.111	90.077
2	13:05:29.082	1:04.135	21.120	24.057	18.958	96.976	87.952
3	13:06:33.543	1:04.461	21.710	23.998	18.753	97.117	87.380
4	13:07:38.488	1:04.945	21.850	24.206	18.889	92.818	88.299
5	13:08:42.812	1:04.324	21.498	23.964	18.862	96.836	86.590
6	13:09:48.290	1:05.478	22.167	24.636	18.675	95.868	88.884
7	13:10:51.651	1:03.361	21.088	23.740	18.533	97.540	88.532
8	13:11:55.192	1:03.541	21.287	23.677	18.577	97.967	87.837
9	13:12:59.312	1:04.120	21.692	23.925	18.503	98.254	87.837
10	13:14:02.563	1:03.251	21.247	23.716	18.288	96.976	88.068
(7) Colvin DENHOLM							
1	13:04:26.015				18.892	95.868	87.952
2	13:05:30.319	1:04.304			18.545	95.188	88.416
3	13:06:34.440	1:04.121			18.735	96.836	88.183
4	13:07:39.676	1:05.236			18.774	95.323	87.380
5	13:08:44.157	1:04.481			18.820	95.731	86.927
6	13:09:48.570	1:04.413			18.727	94.651	88.299
7	13:10:52.591	1:04.021			18.724	95.731	86.702
8	13:11:55.949	1:03.358			18.462	96.281	88.299
9	13:12:59.432	1:03.483			18.240	96.976	86.146
10	13:14:03.192	1:03.760			18.345	95.595	86.368
(14) Martin CURRAH							
1	13:04:25.152			24.950	19.071	96.558	89.957
2	13:05:29.346	1:04.194	21.379	23.909	18.906	97.399	90.077
3	13:06:34.155	1:04.809	21.802	24.142	18.865	97.117	89.716
4	13:07:38.619						

KMSC National Motorcycle Racing

National CB500's

Knockhill 1.267 miles

Race 23 - 2nd Race

15/04/2018 12:30

Race (10 Laps) started at 13:03:15

Lap	Time of Day	Lap Tm	S1	S2	S3	S3Spd	SFSpd	Lap	Time of Day	Lap Tm	S1	S2	S3	S3Spd	SFSpd
3	13:06:33.571	1:04.728			19.132		88.649								
4	13:07:38.332	1:04.761			18.995	95.595	86.368								
5	13:08:42.800	1:04.468			19.038	95.595	88.183								
6	13:09:48.474	1:05.674			19.316	95.459	87.153								
7	13:10:53.246	1:04.772			18.772		88.299								
8	13:11:56.473	1:03.227			18.782		89.358								
9	13:13:00.188	1:03.715			18.639		89.477								
10	13:14:03.615	1:03.427			18.667	97.967	88.068								

(53) Barry GOW

1	13:04:26.314			25.187	18.925	93.335	88.532								
2	13:05:31.275	1:04.961	21.590	24.472	18.899	93.465	86.035								
3	13:06:35.682	1:04.407	21.527	24.065	18.815	94.252	86.590								
4	13:07:40.404	1:04.722	21.603	24.203	18.916	94.385	87.040								
5	13:08:45.191	1:04.787	21.574	24.279	18.934	93.205	87.040								
6	13:09:50.370	1:05.179	21.682	24.400	19.097	93.857	86.590								
7	13:10:55.327	1:04.957	21.575	24.197	19.185	95.053	85.379								
8	13:11:59.885	1:04.558	21.846	23.964	18.748	93.205	85.596								
9	13:13:03.480	1:03.595	21.442	23.673	18.480	93.205	84.946								
10	13:14:07.682	1:04.202	21.489	23.755	18.958	93.335	84.412								

(113) Calum PERT

1	13:04:25.719			25.090	18.936	95.731	88.532								
2	13:05:30.652	1:04.933	21.953	24.288	18.692	96.697	89.002								
3	13:06:34.884	1:04.232	21.682	23.838	18.712	97.682	88.416								
4	13:07:39.963	1:05.079	21.812	24.304	18.963	95.323	88.416								
5	13:08:44.136	1:04.173	21.661	23.903	18.609	97.399	88.416								
6	13:09:48.625	1:04.489	21.855	23.975	18.659	97.682	89.957								
7	13:10:53.516	1:04.891			18.778	96.697	88.532								
8	13:12:00.371	1:06.855		24.282	18.851	96.005	87.722								
9	13:13:07.063	1:06.692	22.695	24.632	19.365	93.595	84.946								
10	13:14:16.230	1:09.167	23.989	25.228	19.950	93.857	83.363								

(25) Tommy McGOWAN

1	13:04:29.112			25.555	19.612	94.518	86.814								
2	13:05:37.681	1:08.569	22.929	25.595	20.045	93.205	86.590								
3	13:06:45.364	1:07.683	22.656	25.192	19.835	92.947	84.306								
4	13:07:53.515	1:08.151	22.775	25.405	19.971	91.677	84.839								
5	13:09:01.116	1:07.601	22.559	25.141	19.901	92.947	85.487								
6	13:10:08.790	1:07.674	22.557	25.136	19.981	86.814	84.518								
7	13:11:16.216	1:07.426	22.917	24.759	19.750	93.205	84.095								
8	13:12:23.807	1:07.591	23.222	24.832	19.537	93.595	82.442								
9	13:13:30.839	1:07.032			19.946	93.465	86.257								

(55) Allan McCLEARY

1	13:04:28.724			25.860	20.006	92.308	83.571								
2	13:05:37.744	1:09.020	22.991	25.885	20.144	89.239	82.951								
3	13:06:46.795	1:09.051	23.310	25.613	20.128	91.677	82.442								
4	13:07:55.201	1:08.406	23.005	25.460	19.941	91.055	83.157								
5	13:09:03.537	1:08.336	22.861	25.435	20.040	90.442	82.341								
6	13:10:12.413	1:08.876	23.054	25.742	20.080	90.686	81.839								
7	13:11:21.332	1:08.919	23.151	25.622	20.146	91.802	82.139								
8	13:12:30.180	1:08.848	23.389	25.692	19.767	91.552	83.780								
9	13:13:38.778	1:08.598	23.076	25.532	19.990	90.564	81.146								

Clerk of the Course.

Sig : Time :

Chief Timekeeper : Ian Sharp (SMART Timing)

 Results available at www.speedhive.com and www.smart-timing.co.uk

Printed: 15/04/2018 13:21:29

Orbits



KMSC National Motorcycle Racing

Lapchart

National CB500's

Knockhill 1.267 miles

Race 23 - 2nd Race

15/04/2018 12:30

Race (10 Laps) started at 13:03:15

Competitors	Laps										
	1	2	3	4	5	6	7	8	9	10	
Jodie CHALK (87)	1	87	12	12	12	12	87	87	87	87	87
William MONIE (12)	2	12	87	87	87	87	12	12	12	12	12
Adrian TEASDALE (34)	3	34	34	34	34	34	34	34	34	34	34
Keith SHEPHERD (144)	4	144	144	144	111	111	111	111	111	111	111
Jimmy SHANKS (111)	5	111	111	111	144	144	144	144	144	144	144
Andrew BARTON (13)	6	13	13	48	48	48	48	48	48	48	48
Allan BROOKBANKS (48)	7	48	48	13	13	13	13	13	13	13	13
Steve KAIN (47)	8	47	47	47	47	47	47	47	47	47	47
Peter ROBERTSON (15)	9	15	15	26	15	15	23	23	26	23	23
Ross McCLEARY (23)	10	23	26	15	26	26	26	26	23	26	26
Raymond REID (26)	11	26	23	23	14	23	15	7	7	7	7
Martin CURRAH (14)	12	14	14	14	23	14	7	15	15	15	14
Calum PERT (113)	13	113	7	7	7	113	113	113	14	14	15
Colvin DENHOLM (7)	14	7	113	113	113	7	14	14	53	53	53
Barry GOW (53)	15	53	53	53	53	53	53	53	113	113	113
Allan McCLEARY (55)	16	55	25	25	25	25	25	25	25	25	25
Tommy McGOWAN (25)	17	25	55	55	55	55	55	55	55	55	55
-	18										

Clerk of the Course.

Orbits

Sig : Time :
 Chief Timekeeper : Ian Sharp (SMART Timing)
 Results available at www.speedhive.com and www.smart-timing.co.uk



Race Results

KMSC National Motorcycle Racing

Sorted on Laps

KMSC Championship 125's

Knockhill 1.267 miles

Race 24 - 4th Race

15/04/2018 12:45

Race (10 Laps) started at 13:19:49

Pos	No.	Name	Make/Model	CC	Class	Laps	Total Tm	Diff	Best Tm	In Lap	Avg. Speed
1	69	Mark BOWRAN	Kawasaki	ZXR400	F400	10	10:01.487		58.979	10	75.830
2	58	James McLAREN	Kawasaki	ZX400	F400	10	10:29.316	27.829	1:02.339	6	72.477
3	22	Ross MAGUIRE	Aprilia	RS125	F125	10	10:52.071	50.584	1:03.908	10	69.948
4	99	Marc GIBSON	Kawasaki	ZXR400	F400	9	10:11.582	1 Lap	1:06.693	2	67.121
5	33	Declan CONNELL	Aprilia	RS125	F125	9	10:18.017	1 Lap	1:07.423	9	66.422
6	122	Logan TURNER	Aprilia	RS125	F125	9	10:18.693	1 Lap	1:06.625	8	66.349
7	55	Owen PATERSON	Aprilia	RS125	F125	9	10:37.859	1 Lap	1:09.861	7	64.356
8	12	Jimmy MUIR	Aprilia	RS125	F125	9	10:41.050	1 Lap	1:10.450	9	64.035
9	27	Jordan HAY	Aprilia	RS125	F125	9	10:59.350	1 Lap	1:10.244	8	62.258
10	16	Mia KELLAS	Aprilia	RS125	F125	9	11:01.390	1 Lap	1:12.242	9	62.066
Not classified											
DNS	118	Rod WALKER	Kawasaki	ZXR400	F400			DNS		0	-

Announcements

New Track Record (1:03.908) for KMSC Formula 125 by Ross MAGUIRE.

Margin of Victory	Avg. Speed	Best Lap Tm	Best Speed	Best Lap by
27.829	75.830	58.979	77.334	69 - Mark BOWRAN

Clerk of the Course.

Orbits

Sig : Time :

Chief Timekeeper : Ian Sharp (SMART Timing)

 Results available at www.speedhive.com and www.smart-timing.co.uk

Printed: 15/04/2018 13:33:28



KMSC National Motorcycle Racing

KMSC Championship 125's

Knockhill 1.267 miles

Race 24 - 4th Race

15/04/2018 12:45

Race (10 Laps) started at 13:19:49

Lap	Time of Day	Lap Tm	S1	S2	S3	S3Spd	SFSpd	Lap	Time of Day	Lap Tm	S1	S2	S3	S3Spd	SFSpd
(69) Mark BOWRAN															
1	13:20:51.132				17.266	105.020	98.111	4	13:24:36.589	1:10.543	23.531	26.546	20.466	89.002	80.081
2	13:21:50.625	59.493			17.030	106.015	98.543	5	13:25:46.571	1:09.982	23.259	26.362	20.361	88.532	79.136
3	13:22:49.874	59.249			17.180	105.020	98.254	6	13:26:57.102	1:10.531	23.499	26.412	20.620	88.767	79.043
4	13:23:49.506	59.632			17.117	106.859	97.257	7	13:28:06.963	1:09.861	23.402	26.196	20.263	89.239	79.606
5	13:24:49.900	1:00.394			17.562	104.043	98.979	8	13:29:17.116	1:10.153	23.426	26.265	20.462	89.239	80.081
6	13:25:50.664	1:00.764			17.050	105.681	98.979	9	13:30:27.042	1:09.926	23.085	26.157	20.684	88.767	78.765
7	13:26:52.715	1:02.051			17.085	104.856	97.967	(12) Jimmy MUIR							
8	13:27:52.538	59.823			17.677	106.351	98.111	1	13:21:03.103			26.218	20.646	87.952	79.417
9	13:28:51.691	59.153			17.428	107.544	97.824	2	13:22:14.039	1:10.936		20.786	87.952	78.580	
10	13:29:50.670	58.979			17.245	106.351	98.688	3	13:23:24.984	1:10.945		20.690	87.040	77.941	
(58) James McLAREN															
1	13:20:54.283				18.475	98.833	89.358	4	13:24:36.843	1:11.859		20.844	86.702	78.857	
2	13:21:56.806	1:02.523	20.864	23.505	18.154	100.914	89.239	5	13:25:47.543	1:10.700	24.032	26.246	20.422	87.952	78.857
3	13:22:59.151	1:02.345	20.934	23.399	18.012	101.832	88.884	6	13:26:58.448	1:10.905	23.946	26.337	20.622	87.837	77.941
4	13:24:01.761	1:02.610	20.691	23.503	18.416	102.142	88.068	7	13:28:08.984	1:10.536	23.703	26.176	20.657	88.767	78.488
5	13:25:04.450	1:02.689	21.011	23.628	18.050	101.524	89.358	8	13:29:19.783	1:10.799		20.778	88.416	79.323	
6	13:26:06.789	1:02.339	20.297	23.713	18.329	99.125	89.002	9	13:30:30.233	1:10.450		26.261	20.664	87.494	78.765
7	13:27:09.362	1:02.573			18.091	100.011	88.767	(27) Jordan HAY							
8	13:28:12.380	1:03.018		24.020	18.586	94.518	87.494	1	13:21:08.610			27.576	22.529	82.442	73.745
9	13:29:15.883	1:03.503			18.214	99.272	89.002	2	13:22:23.353	1:14.743	24.497	27.207	23.039	75.402	73.022
10	13:30:18.499	1:02.616	20.439	24.032	18.145	101.371	91.802	3	13:23:37.588	1:14.235	24.056	27.205	22.974	81.048	71.239
(22) Ross MAGUIRE															
1	13:20:58.705				19.114	87.380	80.658	4	13:24:51.303	1:13.715	24.189	27.428	22.098	80.465	75.317
2	13:22:03.461	1:04.756			19.177	90.320	76.694	5	13:26:03.692	1:12.389	23.661	26.855	21.873	83.675	74.730
3	13:23:08.433	1:04.972			19.009	90.564	78.857	6	13:27:15.765	1:12.073	23.900	26.340	21.833	82.645	74.152
4	13:24:13.551	1:05.118			19.044	89.239	79.043	7	13:28:26.879	1:11.114	23.496	26.354	21.264	85.162	75.402
5	13:25:18.159	1:04.608			19.071	89.477	79.985	8	13:29:37.123	1:10.244	23.234	25.981	21.029	86.035	76.000
6	13:26:23.078	1:04.919			19.100	87.837	76.172	9	13:30:48.533	1:11.410	23.281	26.374	21.755	85.054	75.828
7	13:27:27.435	1:04.357			18.931	90.809	79.043	(16) Mia KELLAS							
8	13:28:31.715	1:04.280			18.815	90.198	76.345	1	13:21:06.993			27.632	22.033	81.938	68.338
9	13:29:37.346	1:05.631			19.702	89.239	81.540	2	13:22:19.752	1:12.759		22.380	82.139	68.758	
10	13:30:41.254	1:03.908			18.982	88.884	75.828	3	13:23:32.508	1:12.756		22.542	81.639	66.707	
(99) Marc GIBSON															
1	13:20:59.913				19.254	96.836	87.952	4	13:24:45.817	1:13.309		22.218	80.755	69.904	
2	13:22:06.606	1:06.693			19.061	94.385	86.368	5	13:25:58.767	1:12.950	24.205	26.626	22.119	79.511	69.614
3	13:23:14.748	1:08.142			20.251	94.919	77.851	6	13:27:12.037	1:13.270		22.531	81.048	67.513	
4	13:24:22.905	1:08.157			19.285	94.385	86.702	7	13:28:25.181	1:13.144		21.621	79.043	70.417	
5	13:25:30.278	1:07.373			19.024	97.257	87.952	8	13:29:38.331	1:13.150		22.231	81.343	70.565	
6	13:26:37.635	1:07.357			19.378	94.919	87.266	9	13:30:50.573	1:12.242		22.699	81.938	65.280	
7	13:27:45.751	1:08.116			20.199	94.651	76.958	(33) Declan CONNELL							
8	13:28:53.909	1:08.158			19.189	97.117	87.837	1	13:21:01.992			20.242		81.343	
9	13:30:00.765	1:06.856			19.283	90.198	87.153	2	13:22:10.355	1:08.363		19.890	79.511		
(122) Logan TURNER															
1	13:21:03.921				20.901	85.925	76.694	3	13:23:18.973	1:08.618		20.218	79.417		
2	13:22:12.515	1:08.594			20.601		75.657	4	13:24:27.171	1:08.198		19.769	79.700		
3	13:23:20.596	1:08.081			20.301	85.706	75.487	5	13:25:35.370	1:08.199		20.139	80.272		
4	13:24:30.430	1:09.834			20.887	80.465	75.657	6	13:26:43.585	1:08.215		19.865	80.176		
5	13:25:38.770	1:08.340			20.514		75.487	7	13:27:51.330	1:07.745		19.966	80.272		
6	13:26:46.156	1:07.386			20.205		75.828	8	13:28:59.777	1:08.447		20.079	80.081		
7	13:27:53.855	1:07.699			20.267		77.135	9	13:30:07.200	1:07.423		19.918	80.755		
8	13:29:00.480	1:06.625			20.210		76.870	(55) Owen PATERSON							
9	13:30:07.876	1:07.396			20.032		76.607	1	13:21:05.220			27.112	21.018	89.596	80.465
(55) Owen PATERSON															
1	13:21:05.220				27.112	21.018	89.596	2	13:22:15.968	1:10.748	23.440	26.564	20.744	89.239	80.465
2	13:22:15.968	1:10.748	23.440	26.564	20.744	89.239	80.465	3	13:23:26.046	1:10.078	23.235	26.493	20.350	89.239	79.511

Clerk of the Course.

Orbits

Sig : Time :

Chief Timekeeper : Ian Sharp (SMART Timing)

Results available at www.speedhive.com and www.smart-timing.co.uk



**KMSC National Motorcycle Racing****Lapchart****KMSC Championship 125's****Knockhill 1.267 miles****Race 24 - 4th Race****15/04/2018 12:45****Race (10 Laps) started at 13:19:49**

Competitors	Laps										
	1	2	3	4	5	6	7	8	9	10	
Mark BOWRAN (69)	1	69	69	69	69	69	69	69	69	69	69
James McLAREN (58)	2	58	58	58	58	58	58	58	58	58	58
Ross MAGUIRE (22)	3	22	22	22	22	22	22	22	22	22	22
Marc GIBSON (99)	4	99	99	99	99	99	99	99	99	99	99
Declan CONNELL (33)	5	33	33	33	33	33	33	33	33	33	33
Jimmy MUIR (12)	6	12	122	122	122	122	122	122	122	122	122
Logan TURNER (122)	7	122	12	12	55	55	55	55	55	55	55
Owen PATERSON (55)	8	55	55	55	12	12	12	12	12	12	12
Mia KELLAS (16)	9	16	16	16	16	16	16	16	27	27	27
Jordan HAY (27)	10	27	27	27	27	27	27	27	16	16	16
-	11										

Clerk of the Course.

Sig : Time :

Chief Timekeeper : Ian Sharp (SMART Timing)

Results available at www.speedhive.com and www.smart-timing.co.uk

Printed: 15/04/2018 13:34:20

Orbits



KMSC National Motorcycle Racing

KMSC Championship 125's

Knockhill 1.267 miles

Race 30 - 5th Race

15/04/2018 14:15

Race (10 Laps)

POLE POSITION

1	1 69 Mark BOWRAN	2 58 James McLAREN	3 22 Ross MAGUIRE
2	4 99 Marc GIBSON	5 33 Declan CONNELL	6 122 Logan TURNER
3	7 55 Owen PATERSON	8 12 Jimmy MUIR	9 27 Jordan HAY
4	10 16 Mia KELLAS	11 118 Rod WALKER	

Clerk of the Course.

Sig : Time :

Chief Timekeeper : Ian Sharp (SMART Timing)

Results available at www.speedhive.com and www.smart-timing.co.uk

Printed: 15/04/2018 13:35:10

Orbits



Race Results

KMSC National Motorcycle Racing

Sorted on Laps

Scottish Championship Formula 600's

Knockhill 1.267 miles

Race 25 - 2nd Race

15/04/2018 13:00

Race (10 Laps) started at 13:36:05

Pos	No.	Name	Make/Model	CC	Class	Laps	Total Tm	Diff	Best Tm	In Lap	Avg. Speed
1	12	William MONIE	Suzuki	GSXR600	S6	10	8:43.317		51.546	5	87.157
2	1	Bruce BIRNIE	Kawasaki	ZX6	S6	10	8:44.171	0.854	51.481	5	87.015
3	69	Rory SKINNER	Kawasaki	ZX6R	S6	10	8:44.518	1.201	51.413	5	86.958
4	64	Sam MUNRO	Kawasaki	ZX6R 600	S6	10	8:51.024	7.707	51.874	2	85.892
5	119	Kristopher DUNCAN	Kawasaki	ZX6R 600	S6	10	8:51.621	8.304	52.235	9	85.796
6	2	Lewis PATERSON	Yamaha	R6 600	S6	10	9:01.495	18.178	53.215	7	84.231
7	77	Angus MEARNS	Yamaha	R6 600	S6	10	9:02.609	19.292	53.432	4	84.059
8	38	William BERGIN	Kawasaki	ZX6R 600	S6	10	9:07.234	23.917	53.463	6	83.348
9	21	Mike SWANSON	Yamaha	R6 600	S6	10	9:08.405	25.088	53.853	6	83.170
10	26	Alan MacGREGOR	Kawasaki		S6	10	9:09.493	26.176	53.714	3	83.005
11	11	Patrick FORMAN	Kawasaki	ZX6R 600	S6	10	9:10.196	26.879	53.377	7	82.899
12	8	Jon DICKIE	Yamaha	R6 600	S6	10	9:13.595	30.278	54.106	3	82.390
13	5	Simon SMAIL	Triumph	Daytona 675R	S6	10	9:14.010	30.693	54.484	9	82.329
14	87	Steven ALLISON	Kawasaki	ZX6R 600	S6	10	9:17.886	34.569	53.993	4	81.757
15	27	Andrew DONALD	Kawasaki	ZX6R 600	S6	10	9:25.229	41.912	55.286	10	80.695
16	28	Paul BOWERBANK	Yamaha	R6 600	S6	10	9:26.925	43.608	55.608	2	80.453
17	61	Siobhan FLYNN	Yamaha	R6 600	S6	10	9:33.901	50.584	56.018	9	79.475
18	6	James WILKEN	Yamaha	R6 600	S6	9	8:46.147	1 Lap	57.263	3	78.020
19	25	Jim PURVIS	Yamaha	R6 600	S6	9	8:54.110	1 Lap	58.354	4	76.857
20	7	Peter DUNCAN	Triumph	Daytona 675R	S6	9	8:55.185	1 Lap	56.883	8	76.702
21	50	Calum JACKSON	Triumph	Daytona 675	S6	9	9:09.118	1 Lap	58.612	8	74.756
22	10	Alex PEACOCK	Triumph	Daytona 675R	S6	9	9:09.558	1 Lap	59.596	8	74.696
23	22	Chris SPELLMAN	Yamaha	R6 600	S6	9	9:10.588	1 Lap	59.174	8	74.556
24	58	Barry STEWART	Kawasaki	ZX6R 600	S6	9	9:11.358	1 Lap	58.342	8	74.452
25	37	Kevin MONAGHAN			S6	9	9:18.413	1 Lap	59.965	4	73.512
26	92	Christopher SCOTT	Yamaha	R6 600	S6	9	9:20.184	1 Lap	1:00.176	7	73.279
Not classified											
DNF	47	Steven HADDOW	Kawasaki	ZX6R 600	S6	7	7:53.794	DNF	54.455	5	67.387
DNS	48	Mark FARRELL	Yamaha	R6 600	S6			DNS		0	-
DNS	33	Tommy MacGOWAN	Yamaha	R6 600	S6			DNS		0	-

Announcements

Bike No.7 - Racetime includes 10 second time penalty - Starting from wrong grid position.

Margin of Victory	Avg. Speed	Best Lap Tm	Best Speed	Best Lap by
0.854	87.157	51.413	88.715	69 - Rory SKINNER

Clerk of the Course.

Orbits

Sig : Time :

Chief Timekeeper : Ian Sharp (SMART Timing)

 Results available at www.speedhive.com and www.smart-timing.co.uk

Printed: 15/04/2018 13:49:41



KMSC National Motorcycle Racing

Scottish Championship Formula 600's

Knockhill 1.267 miles

Race 25 - 2nd Race

15/04/2018 13:00

Race (10 Laps) started at 13:36:05

Lap	Time of Day	Lap Tm	S1	S2	S3	S3Spd	SFSpd	Lap	Time of Day	Lap Tm	S1	S2	S3	S3Spd	SFSpd
(12) William MONIE															
1	13:37:00.205				15.110	128.313	123.587	1	13:37:02.824				15.493	126.142	118.775
2	13:37:52.263	52.058			15.046	130.814	122.014	2	13:37:56.545	53.721			15.508	124.044	118.147
3	13:38:44.402	52.139			15.261	130.814	120.915	3	13:38:50.018	53.473			15.491	124.504	118.356
4	13:39:36.410	52.008			14.839	130.560	122.459	4	13:39:43.450	53.432			15.372	125.435	118.985
5	13:40:27.956	51.546			14.814	131.326	122.908	5	13:40:36.942	53.492			15.312	126.380	119.621
6	13:41:19.887	51.931			14.865	129.302	123.133	6	13:41:30.631	53.689			15.469	124.504	117.526
7	13:42:12.588	52.701			14.837	130.560	122.908	7	13:42:24.518	53.887			15.533	125.905	119.835
8	13:43:04.497	51.909			14.934	130.560	122.459	8	13:43:19.045	54.527			15.418	127.581	119.835
9	13:43:56.795	52.298			14.988	130.814	122.236	9	13:44:14.413	55.368			15.740	125.670	118.565
10	13:44:48.685	51.890	17.169	19.721	15.000	130.560	122.459	10	13:45:07.977	53.564			15.546	127.581	116.506
(38) William BERGIN															
1	13:37:00.507		19.719	15.199	128.805	120.480		1	13:37:05.461		21.347	15.706	125.201	118.147	
2	13:37:52.483	51.976	17.256	19.577	15.143	129.302	120.915	2	13:37:59.396	53.935	18.122	20.411	15.402	124.044	118.565
3	13:38:44.383	51.900	17.211	19.553	15.136	131.584	118.356	3	13:38:53.295	53.899	17.800	20.523	15.576	125.435	119.196
4	13:39:36.842	52.459	17.755	19.608	15.096	128.805	120.049	4	13:39:46.963	53.668	17.849	20.332	15.487	124.273	118.565
5	13:40:28.323	51.481	17.101	19.421	14.959	129.802	121.352	5	13:40:40.643	53.680	17.700	20.521	15.459	124.044	117.733
6	13:41:20.247	51.924	17.142	19.806	14.976	127.824	121.572	6	13:41:34.106	53.463	17.498	20.403	15.562	123.815	117.526
7	13:42:13.346	53.099	17.825	20.262	15.012	128.805	119.621	7	13:42:28.053	53.947	17.641	20.597	15.709	119.409	116.506
8	13:43:04.958	51.612	17.162	19.490	14.960	128.068	120.915	8	13:43:22.112	54.059	17.675	20.876	15.508	124.044	117.733
9	13:43:57.401	52.443	17.136	20.326	14.981	128.313	119.835	9	13:44:16.853	54.741	18.358	20.702	15.681	124.273	117.321
10	13:44:49.539	52.138	17.053	20.074	15.011	127.339	120.697	10	13:45:12.602	55.749	18.569	21.589	15.591	122.908	114.910
(69) Rory SKINNER															
1	13:37:00.057				15.009	128.313	119.621	1	13:37:04.195			21.089	15.595	125.670	118.565
2	13:37:52.084	52.027			14.917	128.313	119.196	2	13:37:59.017	54.822	18.512	20.590	15.720	126.618	119.409
3	13:38:45.302	53.218			16.261	128.559	121.352	3	13:38:53.008	53.991	17.875	20.468	15.648	127.824	119.409
4	13:39:37.542	52.240			15.052	129.802	120.697	4	13:39:47.460	54.452	18.286	20.550	15.616	127.824	120.265
5	13:40:28.955	51.413			14.781	129.302	121.572	5	13:40:41.724	54.264	17.931	20.672	15.661	124.735	119.835
6	13:41:20.847	51.892			14.863	127.339	122.014	6	13:41:35.577	53.853	17.765	20.367	15.721	126.857	120.049
7	13:42:13.952	53.105			15.106	128.068	120.265	7	13:42:29.477	53.900	17.815	20.378	15.707	127.098	118.775
8	13:43:05.880	51.928			14.931	128.559	120.697	8	13:43:23.337	53.860	17.602	20.691	15.567	126.380	119.196
9	13:43:57.884	52.004			15.005	129.302	120.480	9	13:44:17.361	54.024	18.348	20.206	15.470	127.581	119.621
10	13:44:49.886	52.002			15.174	130.053	121.133	10	13:45:13.773	56.412	19.547	21.226	15.639	126.857	117.733
(64) Sam MUNRO															
1	13:37:00.967				14.984	128.559	120.049	1	13:37:06.013			21.372	16.030	126.142	117.733
2	13:37:52.841	51.874	17.166	19.736	14.972	128.068	120.697	2	13:38:00.199	54.186	18.166	20.690	15.330	126.142	118.565
3	13:38:44.762	51.921			14.876	128.805	119.835	3	13:38:53.913	53.714	17.823	20.476	15.415	125.201	118.356
4	13:39:38.657	53.895			16.351	128.313	118.147	4	13:39:47.961	54.048	17.901	20.694	15.453	124.504	116.304
5	13:40:31.333	52.676			15.081	127.581	119.196	5	13:40:42.006	54.045	17.962	20.623	15.460	125.905	119.835
6	13:41:23.648	52.315			15.001	127.581	120.049	6	13:41:35.865	53.859	17.811	20.528	15.520	124.968	119.621
7	13:42:16.878	53.230			15.302	127.581	118.565	7	13:42:29.671	53.806	17.899	20.459	15.448	125.905	119.621
8	13:43:10.913	54.035			15.253	126.380	118.356	8	13:43:23.792	54.121	17.922	20.476	15.723	127.339	117.940
9	13:44:03.240	52.327			14.988	127.824	118.565	9	13:44:17.954	54.162	18.327	20.383	15.452	125.201	118.775
10	13:44:56.392	53.152			15.397	126.380	116.304	10	13:45:14.861	56.907	19.516	21.487	15.904	125.201	116.103
(119) Kristopher DUNCAN															
1	13:37:01.720		20.122	15.429	129.551	120.915		1	13:37:06.323		21.398	16.050	123.815	116.103	
2	13:37:54.268	52.548	17.524	19.857	15.167	130.053	120.480	2	13:38:00.866	54.543	18.310	20.552	15.681	124.735	115.903
3	13:38:46.783	52.515	17.499	19.823	15.193	129.053	120.915	3	13:38:55.433	54.567	18.314	20.579	15.674	124.273	115.703
4	13:39:39.275	52.492	17.559	19.928	15.005	129.053	121.572	4	13:39:49.727	54.294	18.203	20.487	15.604	123.133	115.504
5	13:40:31.677	52.402	17.251	19.945	15.206	129.302	122.236	5	13:40:43.632	53.905	17.941	20.435	15.529	122.236	115.504
6	13:41:24.023	52.346	17.336	19.905	15.105	130.306	123.587	6	13:41:37.558	53.926	17.920	20.332	15.674	122.908	114.910
7	13:42:17.248	53.225	17.474	20.471	15.280	129.053	122.014	7	13:42:30.935	53.377	17.848	20.100	15.429	123.133	116.103
8	13:43:11.872	54.624	18.494	20.897	15.233	128.068	121.133	8	13:43:24.623	53.688	17.960	20.311	15.417	123.587	116.506
9	13:44:04.107	52.235	17.464	19.733	15.038	129.551	121.572	9	13:44:19.058	54.435	18.253	20.574	15.608	124.044	115.703
10	13:44:56.989	52.882	17.435	20.273	15.174	128.313	120.697	10	13:45:15.564	56.506	18.575	21.508	16.423	124.504	113.357
(8) Jon DICKIE															
1	13:37:08.093							1	13:37:08.093				15.743	124.968	118.985
2	13:38:02.802	54.709						2	13:38:02.802	54.709			15.535	125.905	117.321
3	13:38:56.908	54.106						3	13:38:56.908	54.106			15.225	125.905	119.196
4	13:39:51.060	54.152						4	13:39:51.060	54.152			15.467	124.968	119.196
5	13:40:45.512	54.452						5	13:40:45.512	54.452			15.353	126.380	120.697
6	13:41:39.640	54.128						6	13:41:39.640	54.128	18.032	20.621	15.475	125.905	117.940
7	13:42:34.118	54.478						7	13:42:34.118	54.478			15.465	126.142	118.147
8	13:43:29.382	55.264						8	13:43:29.382	55.264			15.615	125.670	118.147
9	13:44:23.753	54.371													

KMSC National Motorcycle Racing

Scottish Championship Formula 600's

Knockhill 1.267 miles

Race 25 - 2nd Race

15/04/2018 13:00

Race (10 Laps) started at 13:36:05

Lap	Time of Day	Lap Tm	S1	S2	S3	S3Spd	SFSpd
3	13:38:55.474	55.069	18.495	20.623	15.951	125.670	116.506
4	13:39:50.523	55.049	18.605	20.871	15.573	124.273	118.985
5	13:40:45.459	54.936	18.365	20.697	15.874	124.273	116.912
6	13:41:40.531	55.072	18.615	20.904	15.553	123.815	118.147
7	13:42:35.292	54.761	18.287	20.797	15.677	123.360	118.356
8	13:43:30.219	54.927	18.291	20.937	15.699	123.815	117.733
9	13:44:24.703	54.484	18.192	20.469	15.823	124.735	116.709
10	13:45:19.378	54.675	18.724	20.610	15.341	124.735	119.409

Lap	Time of Day	Lap Tm	S1	S2	S3	S3Spd	SFSpd
6	13:42:02.878	58.704	19.917	22.228	16.559	120.697	114.714
7	13:43:01.947	59.069	19.981	22.205	16.883	119.409	112.597
8	13:44:00.441	58.494	19.774	22.410	16.310	121.572	114.910
9	13:44:59.478	59.037	19.820	22.286	16.931	121.352	111.474

(87) Steven ALLISON

1	13:37:03.604			20.882	15.799		113.935
2	13:37:57.988	54.384	18.109	20.463	15.812		114.714
3	13:38:52.659	54.671	18.326	20.631	15.714		114.910
4	13:39:46.652	53.993	17.892	20.568	15.533		115.107
5	13:40:41.161	54.509	18.160	20.693	15.656		114.714
6	13:41:35.185	54.024	17.895	20.413	15.716		114.714
7	13:42:29.466	54.281	17.844	20.580	15.857		110.012
8	13:43:33.422	1:03.956	20.767	26.994	16.195		113.549
9	13:44:27.861	54.439	18.140	20.695	15.604		114.129
10	13:45:23.254	55.393	18.035	21.114	16.244		112.597

(27) Andrew DONALD

1	13:37:07.611				16.270	121.133	115.504
2	13:38:03.451	55.840	18.675	20.896	16.269	121.572	115.107
3	13:38:59.490	56.039	18.613	21.168	16.258	120.697	115.305
4	13:39:55.897	56.407	19.042	21.135	16.230	122.236	116.304
5	13:40:51.710	55.813	18.696	20.989	16.128	121.572	115.504
6	13:41:47.622	55.912	18.764	20.901	16.247	120.049	115.903
7	13:42:43.687	56.065	18.879	21.033	16.153	121.792	114.714
8	13:43:39.465	55.778	18.856	20.780	16.142	121.352	114.323
9	13:44:35.311	55.846	18.931	20.826	16.089	123.360	114.129
10	13:45:30.597	55.286	18.703	20.660	15.923	121.352	113.935

(28) Paul BOWERBANK

1	13:37:07.245			21.800	16.460	124.968	116.103
2	13:38:02.853	55.608			16.129	125.201	115.703
3	13:38:59.294	56.441			16.278	123.587	114.910
4	13:39:55.731	56.437	18.824	21.093	16.520	124.504	115.504
5	13:40:51.396	55.665	18.526	20.947	16.192	124.504	116.709
6	13:41:47.527	56.131			16.515	123.133	115.107
7	13:42:43.561	56.034		21.060	16.330	123.360	115.703
8	13:43:39.357	55.796			16.366	124.504	115.305
9	13:44:35.798	56.441	18.614	21.007	16.820	124.968	115.504
10	13:45:32.293	56.495	19.008	20.988	16.499	125.435	114.518

(61) Siobhan FLYNN

1	13:37:10.132				17.370	122.014	116.912
2	13:38:07.228	57.096	19.147	21.727	16.222	126.142	117.321
3	13:39:03.849	56.621	18.779	21.595	16.247	123.360	116.912
4	13:40:01.204	57.355			16.108	122.236	117.116
5	13:40:57.577	56.373			15.970	125.670	116.912
6	13:41:54.126	56.549			16.073	123.587	117.940
7	13:42:50.575	56.449			15.947	123.360	119.196
8	13:43:46.972	56.397			16.024	122.459	117.733
9	13:44:42.990	56.018			15.911	125.905	118.565
10	13:45:39.269	56.279	18.731	21.486	16.062	122.683	116.912

(6) James WILKEN

1	13:37:09.053			22.483	16.959	122.459	116.304
2	13:38:07.415	58.362	19.797	21.798	16.767	123.815	116.912
3	13:39:04.678	57.263	19.342	21.422	16.499	118.565	117.526
4	13:40:01.983	57.305	19.427	21.409	16.469	124.504	115.703
5	13:40:59.278	57.295	19.501	21.395	16.399	124.273	116.709
6	13:41:56.725	57.447	19.556	21.529	16.362	123.815	116.709
7	13:42:54.963	58.238	19.680	21.647	16.911	119.409	117.321
8	13:43:52.781	57.818	19.800	21.534	16.484	124.044	116.709
9	13:44:51.515	58.734	19.794	21.896	17.044	124.968	115.305

(25) Jim PURVIS

1	13:37:10.375			23.139	17.011	120.049	112.408
2	13:38:08.792	58.417	20.036	21.832	16.549	121.572	115.107
3	13:39:07.195	58.403	19.734	22.122	16.547	121.133	115.504
4	13:40:05.549	58.354			16.399	121.352	115.504
5	13:41:04.174	58.625		22.103	16.497	120.480	114.323

(7) Peter DUNCAN

1	13:37:10.555					16.989	121.572	117.116
2	13:38:07.723	57.168				16.515	124.504	117.116
3	13:39:05.270	57.547				16.643	123.815	116.103
4	13:40:02.395	57.125				16.526	125.435	116.912
5	13:40:59.712	57.317				16.368	124.735	117.321
6	13:41:57.263	57.551				16.543	124.735	116.709
7	13:42:54.867	57.604				16.662	124.968	114.910
8	13:43:51.750	56.883				16.550	124.273	116.506
9	13:44:50.553	58.803	19.049	21.569		18.185	123.815	114.323

(50) Calum JACKSON

1	13:37:14.740					18.249	106.689	114.714
2	13:38:17.209	1:02.469				17.039	115.903	115.305
3	13:39:16.099	58.890				16.648	118.985	117.116
4	13:40:16.802	1:00.703				17.209	118.985	116.709
5	13:41:16.715	59.913				17.183	121.133	116.912
6	13:42:17.252	1:00.537				16.910	119.621	112.408
7	13:43:16.853	59.601				16.950	122.683	115.107
8	13:44:15.465	58.612				16.645	118.985	116.912
9	13:45:14.486	59.021				16.700	123.360	112.976

(10) Alex PEACOCK

1	13:37:13.350					23.232	18.440	116.506	106.351
2	13:38:14.221	1:00.871	20.843	22.687	17.341	117.940	108.764		
3	13:39:14.465	1:00.244	20.503	22.759	16.982	110.922			
4	13:40:14.366	59.901	20.275	22.698	16.928	117.733	112.976		
5	13:41:14.121	59.755	19.994	22.622	17.139	118.356	111.474		
6	13:42:15.071	1:00.950	20.548	22.685	17.717	111.846			
7	13:43:15.091	1:00.020	20.565	22.425	17.030	115.903	109.653		
8	13:44:14.687	59.596	20.089	22.258	17.249	109.653			
9	13:45:14.926	1:00.239	20.282	22.585	17.372	110.922			

(22) Chris SPELLMAN

1	13:37:13.762					18.223	116.103	103.721
2	13:38:15.411	1:01.649				17.474	116.912	108.764
3	13:39:16.022	1:00.611				17.154	116.304	109.653
4	13:40:16.275	1:00.253				17.222	117.940	109.474
5	13:41:16.409	1:00.134				17.140	117.116	109.296
6	13:42:17.080	1:00.671	20.553	22.817	17.301	118.565	108.764	
7	13:43:17.368	1:00.288	20.930	22.432	16.926	118.147	109.653	
8	13:44:16.542	59.174	19.882	22.486	16.806	118.356	109.832	
9	13:45:15.956	59.414			16.916	119.196	110.739	

(58) Barry STEWART

1	13:37:15.591					17.801	120.265	114.129
2	13:38:17.943	1:02.352				16.973	122.459	114.518
3	13:39:18.442	1:00.499				17.626	121.792	112.220
4	13:40:18.159	59.717				17.409	124.273	116.103
5	13:41:18.653	1:00.494				17.214	122.683	115.504
6	13:42:19.875	1:01.222				16.921	120.480	115.107
7	13:43:18.456	58.581				16.687	123.587	113.935
8	13:44:16.798	58.342				16.671	121.572	114.323
9	13:45:16.726	59.928				16.817	125.670	114.910

KMSC National Motorcycle Racing

Scottish Championship Formula 600's

Knockhill 1.267 miles

Race 25 - 2nd Race

15/04/2018 13:00

Race (10 Laps) started at 13:36:05

Lap	Time of Day	Lap Tm	S1	S2	S3	S3Spd	SFSpd	Lap	Time of Day	Lap Tm	S1	S2	S3	S3Spd	SFSpd
3	13:39:21.004	1:01.621			17.416	119.621	112.976								
4	13:40:22.315	1:01.311		23.292	17.343	119.196	113.935								
5	13:41:23.757	1:01.442			17.280	120.480	113.935								
6	13:42:24.378	1:00.621	20.493	22.967	17.161	120.697	114.129								
7	13:43:24.554	1:00.176	20.272	22.987	16.917	120.265	113.935								
8	13:44:25.036	1:00.482			17.187	120.049	112.597								
9	13:45:25.552	1:00.516		22.657	17.538	120.049	113.166								

(47) Steven HADDOW

1	13:37:15.932			28.831	20.646	94.651	50.533
2	13:39:20.659	2:04.727	1:24.873	23.463	16.391	120.049	116.506
3	13:40:16.206	55.547	18.012	21.683	15.852	124.504	117.321
4	13:41:11.375	55.169	18.309	21.363	15.497	124.968	117.321
5	13:42:05.830	54.455	17.804	20.963	15.688	123.587	115.903
6	13:43:00.622	54.792	18.013	20.754	16.025	124.504	115.305
7	13:43:59.162	58.540	18.190	21.119	19.231	122.908	40.647

Clerk of the Course.

Sig : Time :

Chief Timekeeper : Ian Sharp (SMART Timing)

Results available at www.speedhive.com and www.smart-timing.co.uk

Printed: 15/04/2018 13:51:23

Orbits



KMSC National Motorcycle Racing

Lapchart

Scottish Championship Formula 600's

Knockhill 1.267 miles

Race 25 - 2nd Race

15/04/2018 13:00

Race (10 Laps) started at 13:36:05

Competitors	Laps										
		1	2	3	4	5	6	7	8	9	10
Rory SKINNER (69)	1	69	69	1	12	12	12	12	12	12	12
William MONIE (12)	2	12	12	12	1	1	1	1	1	1	1
Bruce BIRNIE (1)	3	1	1	64	69	69	69	69	69	69	69
Sam MUNRO (64)	4	64	64	69	64	64	64	64	64	64	64
Kristopher DUNCAN (119)	5	119	119	119	119	119	119	119	119	119	119
Angus MEARNES (77)	6	77	77	77	77	77	77	77	2	2	
Steven ALLISON (87)	7	87	87	2	2	2	2	2	2	77	77
Mike SWANSON (21)	8	21	2	87	87	38	38	38	38	38	38
Lewis PATERSON (2)	9	2	21	21	38	87	87	87	21	21	21
Simon SMAIL (5)	10	5	38	38	21	21	21	21	26	26	26
William BERGIN (38)	11	38	26	26	26	26	26	11	11	11	
Alan MacGREGOR (26)	12	26	5	11	11	11	11	8	8	8	
Patrick FORMAN (11)	13	11	11	5	5	5	8	8	5	5	5
Paul BOWERBANK (28)	14	28	8	8	8	8	5	5	87	87	87
Andrew DONALD (27)	15	27	28	28	28	28	28	28	28	27	27
Jon DICKIE (8)	16	8	27	27	27	27	27	27	27	28	28
James WILKEN (6)	17	6	61	61	61	61	61	61	61	61	61
Siobhan FLYNN (61)	18	61	6	6	6	6	6	7	7	7	
Jim PURVIS (25)	19	25	7	7	7	7	7	6	6	6	
Peter DUNCAN (7)	20	7	25	25	25	25	25	25	25	25	
Alex PEACOCK (10)	21	10	10	10	10	10	10	10	10	50	
Chris SPELLMAN (22)	22	22	22	22	22	22	50	50	10		
Christopher SCOTT (92)	23	92	37	50	50	50	50	22	22	22	
Calum JACKSON (50)	24	50	50	37	37	37	58	58	58	58	
Kevin MONAGHAN (37)	25	37	58	58	58	58	37	37	37	37	
Barry STEWART (58)	26	58	92	92	92	92	92	92	92	92	
Steven HADDOW (47)	27	47	47	47	47	47	47				
-	28										
-	29										

Clerk of the Course.

Sig : Time :
Chief Timekeeper : Ian Sharp (SMART Timing)

Results available at www.speedhive.com and www.smart-timing.co.uk

Printed: 15/04/2018 13:50:22

Orbits



KMSC National Motorcycle Racing

KMSC Championship Formula 600's

Knockhill 1.267 miles

Race 31 - 3rd Race

15/04/2018 14:30

Race (10 Laps)

POLE POSITION

1	1 12 William MONIE	2 1 Bruce BIRNIE	3 69 Rory SKINNER
2	4 64 Sam MUNRO	5 119 Kristopher DUNCAN	6 2 Lewis PATERSON
3	7 77 Angus MEARNS	8 38 William BERGIN	9 21 Mike SWANSON
4	10 26 Alan MacGREGOR	11 11 Patrick FORMAN	12 8 Jon DICKIE
5	13 5 Simon SMAIL	14 87 Steven ALLISON	15 27 Andrew DONALD
6	16 28 Paul BOWERBANK	17 61 Siobhan FLYNN	18 6 James WILKEN
7	19 25 Jim PURVIS	20 7 Peter DUNCAN	21 50 Calum JACKSON
8	22 10 Alex PEACOCK	23 22 Chris SPELLMAN	24 58 Barry STEWART
9	25 37 Kevin MONAGHAN	26 92 Christopher SCOTT	27 47 Steven HADDOW
10	28 48 Mark FARRELL	29 33 Tommy MacGOWAN	

Clerk of the Course.

Sig : Time :

Chief Timekeeper : Ian Sharp (SMART Timing)

Results available at www.speedhive.com and www.smart-timing.co.uk

Orbits



Race Results

KMSC National Motorcycle Racing

Sorted on Laps

Scottish Championship Pre-Injection 600

Knockhill 1.267 miles

Race 26 - 2nd Race

15/04/2018 13:15

Race (10 Laps) started at 13:50:43

Pos	No.	Name	Make/Model	CC	Class	Laps	Total Tm	Diff	Best Tm	In Lap	Avg. Speed
1	15	Jon DICKIE	Yamaha	R6 600	PI6	10	9:08.627		53.715	5	83.136
2	22	William MASON	Yamaha	R6 600	PI6	10	9:14.324	5.697	54.648	5	82.282
3	35	Adrian TEASDALE	Yamaha	R6 600	PI6	10	9:23.360	14.733	55.400	3	80.962
4	60	Dougie BROWN	Yamaha	R6 600	PI6	10	9:33.702	25.075	56.330	4	79.503
5	54	Cameron ROBB	Yamaha	R6 600	PI6	10	9:33.874	25.247	56.250	3	79.479
6	8	Patryk MOTYKA	Yamaha	R6 600	PI6	10	9:34.315	25.688	56.471	7	79.418
7	38	Mark LANGLANDS	Yamaha	R6 600	PI6	10	9:34.324	25.697	55.891	8	79.417
8	11	Ross WATTS	Yamaha	R6 600	PI6	10	9:42.585	33.958	57.073	8	78.291
9	92	Andrew CRAIGMILE	Yamaha	R6 600	PI6	10	9:48.925	40.298	57.929	2	77.448
10	17	Gary WHITEFORD	Kawasaki	ZX6R	PI6	10	9:51.699	43.072	57.963	9	77.085
11	34	Darren GREENE	Yamaha	R6 600	PI6	10	9:55.230	46.603	58.677	6	76.627
12	70	Simon HARDY	Yamaha	R6 600	PI6	10	9:58.038	49.411	57.875	2	76.268
13	95	Michael MacKINNON	Yamaha	R6 600	PI6	10	10:04.430	55.803	59.279	3	75.461
14	888	Joe CAIRNEY	Yamaha	R6 600	PI6	9	9:13.649	1 Lap	58.635	9	74.144
15	93	Lee SEAGER	Yamaha	ZX6R Ninja	PI6	9	9:15.987	1 Lap	59.966	9	73.832
16	21	Andy LOCK	Yamaha	R6 600	PI6	9	9:20.461	1 Lap	59.941	5	73.243
17	66	Derek McGREGOR	Yamaha	R6 5EB	PI6	9	9:35.789	1 Lap	1:02.298	5	71.293
18	126	Martin BULMAN	Honda	CBR600FX	PI6	9	9:37.330	1 Lap	1:01.659	5	71.103

Not classified

DNF	41	Kieran MURRAY	Yamaha	R6 600	PI6	5	4:49.647	DNF	53.794	4	78.735
DNF	31	Darren ANDERSON	Kawasaki	ZXR 600	PI6	5	5:22.763	DNF	1:02.598	5	70.657
DNF	73	Fraser CAMERON	Yamaha	R6 600	PI6	4	4:28.434	DNF	1:01.899	2	67.966
DNS	168	Paul WISHART	Yamaha	R6 600	PI6			DNS		0	-
DNS	51	Neil MUNRO	Yamaha	R6 600	PI6			DNS		0	-
DNS	68	Andrew JONES-LOFTING	Honda	CBR600FX	PI6			DNS		0	-
DNS	23	Paul REID	Honda	CBR600	PI6			DNS		0	-

Margin of Victory	Avg. Speed	Best Lap Tm	Best Speed	Best Lap by
5.697	83.136	53.715	84.913	15 - Jon DICKIE

Clerk of the Course.

Orbits

Sig : Time :

Chief Timekeeper : Ian Sharp (SMART Timing)

 Results available at www.speedhive.com and www.smart-timing.co.uk

Printed: 15/04/2018 14:04:34



KMSC National Motorcycle Racing

Scottish Championship Pre-Injection 600

Knockhill 1.267 miles

Race 26 - 2nd Race

15/04/2018 13:15

Race (10 Laps) started at 13:50:43

Lap	Time of Day	Lap Tm	S1	S2	S3	S3Spd	SFSpd	Lap	Time of Day	Lap Tm	S1	S2	S3	S3Spd	SFSpd
(15) Jon DICKIE															
1	13:51:40.084				15.339	122.459	115.305	1	13:51:46.650				16.600	116.912	107.717
2	13:52:34.174	54.090	18.125	20.545	15.420	122.014	113.549	2	13:52:43.848	57.198			16.431	116.103	107.544
3	13:53:28.099	53.925			15.215	122.459	115.107	3	13:53:41.367	57.519			16.662	115.703	106.859
4	13:54:21.862	53.763			15.324	122.236	114.910	4	13:54:37.895	56.528			16.419	113.549	107.372
5	13:55:15.577	53.715	18.032	20.355	15.328	121.572	114.323	5	13:55:34.302	56.407			16.345	114.518	107.030
6	13:56:09.638	54.061	17.995	20.631	15.435	122.014	114.714	6	13:56:30.412	56.110			16.335	114.714	108.238
7	13:57:04.767	55.129	18.672	21.002	15.455	122.683	114.518	7	13:57:26.493	56.081			16.418	115.703	107.372
8	13:58:00.326	55.559	18.198	21.476	15.885	121.572	113.935	8	13:58:22.384	55.891			16.135	115.903	109.118
9	13:58:56.477	56.151			16.160	121.352	108.413	9	13:59:19.746	57.362			16.360	116.912	106.520
10	13:59:51.839	55.362			15.678	121.352	113.742	10	14:00:17.536	57.790			16.483	115.504	106.859
(22) William MASON															
1	13:51:41.505				15.878	121.352	112.786	1	13:51:46.048				22.581	17.210	114.323
2	13:52:36.882	55.377	18.515	21.079	15.783	118.565	113.549	2	13:52:44.528	58.480	20.196	21.810	16.474	114.518	108.238
3	13:53:31.533	54.651	18.039	20.544	16.068	120.265	112.597	3	13:53:43.014	58.486	19.556	21.984	16.946	113.935	107.890
4	13:54:26.451	54.918	18.194	20.806	15.918	119.621	113.549	4	13:54:40.388	57.374			16.737	114.323	107.544
5	13:55:21.099	54.648	18.236	20.617	15.795	118.565	113.549	5	13:55:37.872	57.484			16.918	114.323	106.015
6	13:56:15.851	54.752	18.136	20.761	15.855	119.409	113.357	6	13:56:35.319	57.447			16.826	113.935	107.890
7	13:57:11.426	55.575	18.309	21.069	16.197	119.621	113.166	7	13:57:33.325	58.006	19.202	21.753	17.051	113.935	106.351
8	13:58:06.884	55.458	18.423	20.805	16.230	119.621	110.922	8	13:58:30.398	57.073			16.599	113.935	106.689
9	13:59:02.288	55.404	18.401	21.219	15.784	118.565	113.166	9	13:59:28.356	57.958			17.100	112.976	104.366
10	13:59:57.536	55.248	18.380	20.898	15.970	119.621	111.290	10	14:00:25.797	57.441	18.937	21.541	16.963	113.549	102.926
(35) Adrian TEASDALE															
1	13:51:41.167				15.782	118.775	111.846	1	13:51:45.885				22.115	16.997	117.940
2	13:52:36.969	55.802			15.757	120.697	114.518	2	13:52:43.814	57.929	19.288	21.756	16.885	116.709	108.413
3	13:53:32.369	55.400			15.943	120.915	112.786	3	13:53:42.804	58.990	19.824	22.307	16.859	115.703	107.372
4	13:54:29.503	57.134			16.082	117.733	111.846	4	13:54:41.342	58.538	19.761	21.904	16.873	115.305	107.372
5	13:55:25.516	56.013			16.011	119.196	111.846	5	13:55:40.259	58.917	19.568	22.381	16.968	115.903	107.372
6	13:56:21.149	56.633			16.007	119.835	110.374	6	13:56:39.001	58.742	19.307	22.436	16.999	114.518	110.556
7	13:57:17.871	56.722			16.179	120.480	112.597	7	13:57:37.955	58.954	19.797	22.496	16.661	117.526	110.922
8	13:58:14.048	56.177			16.232	120.265	111.846	8	13:58:36.248	58.293	19.188	22.297	16.808	117.940	109.653
9	13:59:09.959	55.911			16.035	118.565	112.220	9	13:59:34.181	57.933	19.066	22.100	16.767	114.518	109.474
10	14:00:06.572	56.613			16.231		110.922	10	14:00:32.137	57.956	19.285	22.034	16.637	117.116	110.922
(60) Dougie BROWN															
1	13:51:43.389			21.449	16.515	116.709	111.474	1	13:51:46.793					17.416	110.012
2	13:52:40.281	56.892	18.928	21.487	16.477	116.709	109.118	2	13:52:45.914	59.121			16.785		109.653
3	13:53:36.984	56.703	18.918	21.509	16.276	117.526	110.556	3	13:53:44.578	58.664			16.977		109.653
4	13:54:33.314	56.330	18.700	21.402	16.228	117.116	110.012	4	13:54:44.227	59.649			17.648		107.030
5	13:55:30.313	56.999	19.042	21.515	16.442	115.305	107.890	5	13:55:43.077	58.850			16.916		108.588
6	13:56:27.260	56.947	19.026	21.495	16.426	116.912	108.064	6	13:56:41.200	58.123	19.345	22.205	16.573		111.290
7	13:57:24.479	57.219	18.990	21.840	16.389	117.321	111.660	7	13:57:39.650	58.450	19.349	22.138	16.963		110.374
8	13:58:21.525	57.046	18.863	21.667	16.516	112.597	109.118	8	13:58:38.081	58.431			16.760		108.238
9	13:59:18.901	57.376	19.375	21.628	16.373	117.321	110.012	9	13:59:36.044	57.963			16.755		110.374
10	14:00:16.914	58.013	19.246	22.492	16.275	116.709	110.193	10	14:00:34.911	58.867	19.245	22.363	17.259		108.764
(54) Cameron ROBB															
1	13:51:45.147				16.595	119.621	111.846	1	13:51:47.368				16.799		112.033
2	13:52:41.957	56.810			16.353	122.014	113.935	2	13:52:46.512	59.144			17.278		110.556
3	13:53:38.207	56.250			16.187	125.435	115.305	3	13:53:45.805	59.293	20.002	21.995	17.296		110.012
4	13:54:34.810	56.603			16.651	120.049	110.374	4	13:54:44.568	58.763			17.460		108.764
5	13:55:31.451	56.641			16.493	119.621	111.846	5	13:55:43.718	59.150			17.048		108.588
6	13:56:28.742	57.291			16.394	118.356	114.129	6	13:56:42.395	58.677	19.644	21.817	17.216		110.193
7	13:57:25.011	56.269			16.209	121.792	114.129	7	13:57:41.435	59.040			17.448		106.520
8	13:58:21.998	56.987			16.614	120.265	113.935	8	13:58:40.726	59.291			17.045		108.413
9	13:59:18.945	56.947			16.318	120.697	114.129	9	13:59:39.424	58.698			16.963		106.859
10	14:00:17.086	58.141			16.337	122.683	116.304	10	14:00:38.442	59.018	19.642	21.804	17.572		105.848
(70) Simon HARDY															
1	13:51:47.016							1	13:51:47.016				22.347	17.283	118.147
2	13:52:44.891	57.875						2	13:52:44.891	57.875			16.482	118.147	111.846
3	13:53:44.146	59.255			16.404	118.565	112.597	3	13:53:44.146	59.255	19.503	21.883	17.869	112.976	78.214
4	13:54:43.573	59.427			16.705	116.304	108.764	4	13:54:43.573	59.427	20.304	21.967	17.156	117.116	109.474
5	13:55:42.388	58.815			16.451	117.733	111.290	5	13:55:42.388	58.815	19.694	22.023	17.098	115.107	109.474
6	13:56:40.644	58.256			16.496	119.835	112.786	6	13:56:40.644	58.256	19.609	21.950	16.697	117.526	110.922
7	13:57:39.897	59.253			16.470	118.356	112.220	7	13:57:39.897	59.253	19.698	21.836	17.719	117.526	111.105
8	13:58:42.237	1:02.340			16.547	118.356	111.105	8	13:58:42.237	1:02.340	19.602	25.634	17.104	115.504	110.739
9	13:59:41.101	58.864			16.338	120.480	113.166	9	13:59:41.101	58.864	19.639	21.888	17.337	117.940	108.764
10	14:00:41.250	1:00.149			16.660	116.912	111.290	10	14:00:41.250	1:00.149	19.497	21.914	18.738	115.107	81.839
(95) Michael MacKINNON															
1	13:51:49.262							1	13:51:49.262				23.090	17.604	109.474
2	13:52:48.833	59.571						2	13:52:48.833	59.571	19.999	22.453	17.119	112.786	104.043
(38) Mark LANGLANDS															

Clerk of the Course.

Sig : _____ Time : _____

Chief Timekeeper : Ian Sharp (SMART Timing)

 Results available at www.speedhive.com and www.smart-timing.co.uk

Printed: 15/04/2018 14:04:51



KMSC National Motorcycle Racing

Scottish Championship Pre-Injection 600

Knockhill 1.267 miles

Race 26 - 2nd Race

15/04/2018 13:15

Race (10 Laps) started at 13:50:43

Lap	Time of Day	Lap Tm	S1	S2	S3	S3Spd	SFSpd	Lap	Time of Day	Lap Tm	S1	S2	S3	S3Spd	SFSpd
3	13:53:48.112	59.279	19.901	22.318	17.060	112.033	103.721	3	13:53:59.692	1:03.079	21.632	23.451	17.996	110.374	104.856
4	13:54:47.624	59.512	19.928	22.312	17.272	111.474	102.298	4	13:55:03.377	1:03.685			18.552	105.681	104.043
5	13:55:47.355	59.731			17.276	112.976	101.218	5	13:56:05.975	1:02.598			18.017	110.374	106.183
6	13:56:47.066	59.711			17.447	112.033	102.926	(73) Fraser CAMERON							
7	13:57:47.141	1:00.075	20.317	22.530	17.228	112.033	101.678	1	13:51:51.023			23.426	17.942	112.786	110.556
8	13:58:47.224	1:00.083			17.258	110.193	102.454	2	13:52:52.922	1:01.899	21.117	23.110	17.672	113.935	110.374
9	13:59:46.987	59.763		22.576	17.426	109.296	100.310	3	13:53:55.281	1:02.359	21.388	23.161	17.810	113.742	108.941
10	14:00:47.642	1:00.655	20.441	22.740	17.474	109.474	102.926	4	13:55:11.646	1:16.365	22.085	23.880	30.400	104.529	19.680
(888) Joe CAIRNEY															
1	13:51:54.120			24.603	17.831	111.660	113.549								
2	13:52:56.738	1:02.618	21.808	23.212	17.598	113.357	109.832								
3	13:53:56.517	59.779	20.626	22.220	16.933	113.549	111.846								
4	13:54:58.439	1:01.922	21.101	23.577	17.244	116.103	108.941								
5	13:55:59.028	1:00.589	20.902	22.262	17.425		111.105								
6	13:56:58.385	59.357	19.858	22.087	17.412		111.846								
7	13:57:57.667	59.282	20.313	21.893	17.076	114.323	114.129								
8	13:58:58.226	1:00.559	20.704	22.634	17.221		112.408								
9	13:59:56.861	58.635	19.817	21.677	17.141		110.922								
(93) Lee SEAGER															
1	13:51:53.870			24.518	18.201	111.290	107.717								
2	13:52:55.179	1:01.309	20.626	23.364	17.319	111.846	106.520								
3	13:53:55.674	1:00.495	20.023	23.059	17.413	112.976	106.859								
4	13:54:56.626	1:00.952	20.160	22.861	17.931	113.742	105.349								
5	13:55:56.892	1:00.266	20.155	22.830	17.281	113.935	106.520								
6	13:56:57.049	1:00.157	19.856	22.991	17.310	112.786	105.515								
7	13:57:57.713	1:00.664	20.189	23.010	17.465	113.166	106.183								
8	13:58:59.233	1:01.520	20.365	23.930	17.225	110.193	107.030								
9	13:59:59.199	59.966	19.827	22.840	17.299	111.660	106.183								
(21) Andy LOCK															
1	13:51:54.326				18.111	109.653	110.193								
2	13:52:57.488	1:03.162			18.101	114.323	112.033								
3	13:53:59.770	1:02.282			17.943	108.764	110.193								
4	13:55:00.214	1:00.444			17.615	115.903	110.922								
5	13:56:00.155	59.941			17.200	117.116	110.739								
6	13:57:00.687	1:00.532			17.071	116.304	111.846								
7	13:58:02.387	1:01.700			17.039	114.910	110.374								
8	13:59:03.524	1:01.137			17.092	115.703	110.739								
9	14:00:03.673	1:00.149			17.317	116.304	110.739								
(66) Derek McGREGOR															
1	13:51:55.369			25.364	19.060	106.859	105.515								
2	13:52:58.540	1:03.171	21.445	23.794	17.932	111.105	106.015								
3	13:54:01.239	1:02.699	21.270	23.391	18.038	104.692	104.043								
4	13:55:04.434	1:03.195	21.105	23.638	18.452	109.832	102.298								
5	13:56:06.732	1:02.298	21.311	23.160	17.827	112.597	102.926								
6	13:57:11.140	1:04.408	21.595	24.676	18.137	110.374	105.020								
7	13:58:13.537	1:02.397	21.183	23.387	17.827	110.556	104.204								
8	13:59:16.273	1:02.736	21.098	23.638	18.000	110.012	105.020								
9	14:00:19.001	1:02.728	20.854	23.589	18.285	110.012	105.020								
(126) Martin BULMAN															
1	13:51:53.670				18.543	112.220	108.764								
2	13:52:57.456	1:03.786			18.239	109.474	108.238								
3	13:54:02.125	1:04.669			19.255	112.786	73.583								
4	13:55:05.933	1:03.808			18.268	108.413	107.201								
5	13:56:07.592	1:01.659			17.926	110.922	109.474								
6	13:57:11.653	1:04.061			17.999	109.296	109.118								
7	13:58:14.135	1:02.482			17.770	114.714	108.588								
8	13:59:16.629	1:02.494			17.987	111.474	109.296								
9	14:00:20.542	1:03.913			18.430	105.349	106.859								
(41) Kieran MURRAY															
1	13:51:42.459				15.623	119.621	114.910								
2	13:52:37.882	55.423			16.618	122.014	114.910								
3	13:53:32.276	54.394			15.749	122.683	114.714								
4	13:54:26.070	53.794	17.867	20.265	15.662	120.915	113.742								
5	13:55:32.859	1:06.789			25.450	71.620	35.450								
(31) Darren ANDERSON															
1	13:51:53.050				18.631	104.856	104.529								
2	13:52:56.613	1:03.563			18.151	110.012	104.529								

Clerk of the Course.

Sig : Time :

Chief Timekeeper : Ian Sharp (SMART Timing)

Results available at www.speedhive.com and www.smart-timing.co.uk

Printed: 15/04/2018 14:04:51

Orbits



KMSC National Motorcycle Racing

Lapchart

Scottish Championship Pre-Injection 600

Knockhill 1.267 miles

Race 26 - 2nd Race

15/04/2018 13:15

Race (10 Laps) started at 13:50:43

Competitors	Laps									
	1	2	3	4	5	6	7	8	9	10
Jon DICKIE (15)	15	15	15	15	15	15	15	15	15	15
Adrian TEASDALE (35)	35	22	22	41	22	22	22	22	22	22
William MASON (22)	22	35	41	22	35	35	35	35	35	35
Kieran MURRAY (41)	41	41	35	35	60	60	60	60	60	60
Dougie BROWN (60)	60	60	60	60	54	54	54	54	54	54
Patryk MOTYKA (8)	8	8	8	54	8	8	8	8	38	8
Cameron ROBB (54)	54	54	54	8	41	38	38	38	8	38
Andrew CRAIGMILE (92)	92	92	38	38	38	11	11	11	11	11
Ross WATTS (11)	11	38	92	11	11	92	92	92	92	92
Mark LANGLANDS (38)	38	11	11	92	92	70	17	17	17	17
Gary WHITEFORD (17)	17	70	70	70	70	17	70	34	34	34
Simon HARDY (70)	70	17	17	17	17	34	34	70	70	70
Darren GREENE (34)	34	34	34	34	34	95	95	95	95	95
Michael MacKINNON (95)	95	95	95	95	95	93	888	888	888	888
Fraser CAMERON (73)	73	73	73	93	93	888	93	93	93	93
Darren ANDERSON (31)	31	93	93	888	888	21	21	21	21	21
Martin BULMAN (126)	126	31	888	21	21	66	66	66	66	66
Lee SEAGER (93)	93	888	31	31	31	126	126	126	126	126
Joe CAIRNEY (888)	888	126	21	66	66					
Andy LOCK (21)	21	21	66	126	126					
Derek McGREGOR (66)	66	66	126	73						
-	22									
-	23									
-	24									
-	25									

Clerk of the Course.

Sig : Time :

Chief Timekeeper : Ian Sharp (SMART Timing)

 Results available at www.speedhive.com and www.smart-timing.co.uk

Printed: 15/04/2018 14:05:17

Orbits



KMSC National Motorcycle Racing

KMSC Pre-Injection 600's

Knockhill 1.267 miles

Race 32 - 3rd Race

15/04/2018 14:45

Race (10 Laps)

POLE POSITION

1	1 15 Jon DICKIE	2 22 William MASON	3 35 Adrian TEASDALE
2	4 60 Dougie BROWN	5 54 Cameron ROBB	6 8 Patryk MOTYKA
3	7 38 Mark LANGLANDS	8 11 Ross WATTS	9 92 Andrew CRAIGMILE
4	10 17 Gary WHITEFORD	11 34 Darren GREENE	12 70 Simon HARDY
5	13 95 Michael MacKINNON	14 888 Joe CAIRNEY	15 93 Lee SEAGER
6	16 21 Andy LOCK	17 66 Derek McGREGOR	18 126 Martin BULMAN
7	19 41 Kieran MURRAY	20 31 Darren ANDERSON	21 73 Fraser CAMERON
8	22 168 Paul WISHART	23 51 Neil MUNRO	24 68 Andrew JONES-LOFTING
9	25 23 Paul REID		

Clerk of the Course.

Orbits

Sig : Time :
Chief Timekeeper : Ian Sharp (SMART Timing)
Results available at www.speedhive.com and www.smart-timing.co.uk



Race Results

KMSC National Motorcycle Racing

Sorted on Laps

Scottish Championship Lightweights

Knockhill 1.267 miles

Race 27 - 2nd Race

15/04/2018 13:30

Race (10 Laps) started at 14:06:31

Pos	No.	Name	Make/Model	CC	Class	Laps	Total Tm	Diff	Best Tm	In Lap	Avg. Speed
1	31	Torquil PATERSON	Suzuki	SV650	SL	8	7:21.593		54.690	2	82.630
2	21	Grant REID	Kawasaki	ER6	SL	8	7:29.833	8.240	55.138	8	81.116
3	93	William HOLLAND	Suzuki	SV650	SL	8	7:32.335	10.742	55.776	5	80.668
4	34	Kenneth THIRLWALL	Kawasaki	ER6	SL	8	7:34.396	12.803	55.757	6	80.302
5	66	Kevin WATRET	Kawasaki	ER6	SL	8	7:40.126	18.533	56.659	2	79.302
6	4	Alan GIBSON	Suzuki	SV650	SL	8	7:44.759	23.166	57.297	7	78.511
7	2	Greg HAYLOTT	Kawasaki	ER6 600	SL	8	7:47.627	26.034	56.676	3	78.030
8	800	Gordon CLARK	Kawasaki	ER6 650	SL	8	7:50.996	29.403	57.992	5	77.471
9	74	Christine WATSON	Kawasaki	ER6	SL	8	7:57.142	35.549	58.082	6	76.474
10	16	Gerry KEIRNAN	Kawasaki	ER6	SL	8	7:57.254	35.661	58.351	7	76.456
11	54	Ryan GIBSON	Suzuki	SV650	SL	8	7:58.816	37.223	58.636	3	76.206
12	39	Stuart HAMILTON	Suzuki	SV650	SL	8	8:02.912	41.319	59.251	7	75.560
13	38	Adon DAVIE	Moriwaki	RS125	SL	8	8:08.848	47.255	1:00.023	7	74.642
14	22	Allan BROWN	Suzuki	SV650	SL	8	8:16.059	54.466	1:00.885	8	73.557
15	15	Finlay MILNE	Suzuki	SV650	SL	7	7:20.675	1 Lap	1:01.413	7	72.452
16	278	Paul MARSHALL	Kawasaki	ER6	SL	6	6:12.136	2 Laps	1:00.194	5	73.539

Not classified (from pos 17)

	155	Scott CAMPBELL	Kawasaki	ER6 650	SL	8	7:26.824	5.231	55.117	3	81.662
DNS	13	Andrew BARTON	Kawasaki	ER650	SL			DNS		0	-
DNS	55	Tom ROBINSON	Aprilia	RSV 450	SL			DNS		0	-
DNS	88	Lewis NICOL	Suzuki	SV650	SL			DNS		0	-
DNS	90	David McNAIRN	Suzuki	SV650	SL			DNS		0	-

Announcements

RED FLAG after Leader completed 9 Laps - Result declared at 8 Laps.
 Bike No.155 - Not classified - Not running at time of Red Flag.

Margin of Victory	Avg. Speed	Best Lap Tm	Best Speed	Best Lap by
8.240	82.630	54.690	83.399	31 - Torquil PATERSON

Clerk of the Course.

Orbits

Sig : Time :

Chief Timekeeper : Ian Sharp (SMART Timing)

 Results available at www.speedhive.com and www.smart-timing.co.uk

Printed: 15/04/2018 14:22:23





KMSC National Motorcycle Racing

Scottish Championship Lightweights

Knockhill 1.267 miles

Race 27 - 2nd Race

15/04/2018 13:30

Race (10 Laps) started at 14:06:31

Lap	Time of Day	Lap Tm	S1	S2	S3	S3Spd	SFSpd	Lap	Time of Day	Lap Tm	S1	S2	S3	S3Spd	SFSpd
(31) Torquill PATERSON								(74) Christine WATSON							
1	14:07:28.271				16.348	112.408	102.926	3	14:09:31.404	58.215	19.411	22.033	16.771	113.357	106.015
2	14:08:22.961	54.690			16.038	113.742	103.402	4	14:10:29.959	58.555	19.683	22.129	16.743	112.976	105.681
3	14:09:17.709	54.748			16.131	113.549	102.926	5	14:11:27.951	57.992	19.508	21.890	16.594	113.549	106.520
4	14:10:12.693	54.984			16.166	112.786	102.926	6	14:12:26.075	58.124	19.430	21.984	16.710	113.549	106.351
5	14:11:07.925	55.232			16.320	113.357	103.084	7	14:13:24.179	58.104	19.237	22.119	16.748	113.357	106.689
6	14:12:02.737	54.812			16.040	112.976	104.692	8	14:14:22.250	58.071	19.430	21.874	16.767	113.935	106.859
7	14:12:57.930	55.193			16.189	111.105	103.561	(74) Christine WATSON							
8	14:13:52.847	54.917			16.206	112.976	104.529	1	14:07:37.335				17.749	107.372	106.351
(21) Grant REID								2	14:08:36.809	59.474			16.983	113.357	107.030
1	14:07:29.979			21.450	16.144	117.526	110.012	3	14:09:36.064	59.255			17.164	114.518	108.941
2	14:08:26.285	56.306	18.686	21.483	16.137	116.709	109.653	4	14:10:35.022	58.958			16.849	113.549	106.859
3	14:09:22.462	56.177	18.725	21.493	15.959	116.103	110.922	5	14:11:33.327	58.305			16.792	114.129	108.238
4	14:10:18.242	55.780	18.534	21.219	16.027	116.709	110.556	6	14:12:31.409	58.082			16.746	115.504	108.413
5	14:11:14.456	56.214	18.568	21.495	16.151	116.506	107.030	7	14:13:30.200	58.791			17.354	116.304	107.372
6	14:12:10.344	55.888	18.666	21.314	15.908	116.506	111.105	8	14:14:28.396	58.196			16.929	115.504	107.372
7	14:13:05.949	55.605	18.413	21.115	16.077	117.526	108.588	(16) Gerry KEIRNAN							
8	14:14:01.087	55.138	18.241	20.972	15.925	117.321	110.556	1	14:07:36.566				17.519	109.118	105.349
(93) William HOLLAND								2	14:08:35.976	59.410			16.966	113.166	106.183
1	14:07:31.087			21.550	16.232	112.597	105.515	3	14:09:34.975	58.999			17.131	112.220	105.349
2	14:08:27.713	56.626	18.725	21.591	16.310	112.786	105.184	4	14:10:33.604	58.629	19.432	22.305	16.892	113.357	105.349
3	14:09:23.693	55.980	18.580	21.249	16.151	112.033	105.020	5	14:11:32.371	58.767	19.539	22.278	16.950	112.786	105.848
4	14:10:20.003	56.310	18.541	21.485	16.284	111.846	105.020	6	14:12:31.024	58.653			17.017	113.166	105.848
5	14:11:15.779	55.776	18.526	20.977	16.273	112.408	104.692	7	14:13:29.375	58.351			16.829	112.220	105.515
6	14:12:11.713	55.934	18.468	21.175	16.291	113.166	105.184	8	14:14:28.508	59.133			17.119	111.474	105.020
7	14:13:07.617	55.904	18.454	21.241	16.209	112.033	104.692	(54) Ryan GIBSON							
8	14:14:03.589	55.972	18.514	21.198	16.260	111.846	105.349	1	14:07:34.979			22.646	17.688	107.201	101.524
(34) Kenneth THIRLWALL								2	14:08:34.893	59.914	20.070	22.545	17.299	107.030	101.832
1	14:07:32.867			21.983	16.723	114.129	105.349	3	14:09:33.529	58.636	19.242	22.002	17.392	107.030	101.678
2	14:08:29.454	56.587	18.825	21.293	16.469	114.129	103.882	4	14:10:32.683	59.154	19.609	22.059	17.486	108.764	101.678
3	14:09:25.492	56.038			16.295	112.786	105.020	5	14:11:31.782	59.099			17.606	108.413	101.371
4	14:10:21.677	56.185		20.975	16.447	111.474	103.721	6	14:12:30.799	59.017		22.373	17.366	108.064	102.142
5	14:11:17.592	55.915	18.577	21.055	16.283	111.474	103.721	7	14:13:30.909	1:00.110	19.335	22.353	18.422	107.372	100.762
6	14:12:13.349	55.757	18.528	20.958	16.271	111.660	104.366	8	14:14:30.070	59.161	19.616	22.262	17.283	108.764	103.084
7	14:13:09.547	56.198	18.487	21.232	16.479	109.296	102.926	(39) Stuart HAMILTON							
8	14:14:05.650	56.103			16.274	110.922	104.529	1	14:07:35.934				17.759	109.474	101.066
(66) Kevin WATRET								2	14:08:35.713	59.779			17.249	108.413	100.310
1	14:07:32.267				16.491	115.903	109.653	3	14:09:35.724	1:00.011			17.109	108.941	101.987
2	14:08:28.926	56.659			16.189	116.304	108.764	4	14:10:35.764	1:00.040			17.240	108.588	101.066
3	14:09:25.630	56.704			16.661	115.504	109.118	5	14:11:35.503	59.739			17.271	108.064	101.371
4	14:10:22.529	56.899			16.486	116.506	106.689	6	14:12:35.316	59.813		22.373	17.415	108.238	101.832
5	14:11:19.234	56.705			16.280	115.703	108.588	7	14:13:34.567	59.251			17.141	107.372	101.066
6	14:12:16.125	56.891			16.129	116.506	109.653	8	14:14:34.166	59.599			17.337	107.890	101.678
7	14:13:13.906	57.781	18.961	22.083	16.737	115.305	108.238	(38) Adon DAVIE							
8	14:14:11.380	57.474			16.379	114.910	109.653	1	14:07:38.224				18.258	100.611	92.690
(4) Alan GIBSON								2	14:08:38.724	1:00.500			17.739	99.863	90.077
1	14:07:31.905			21.925	16.427	111.290	105.349	3	14:09:38.788	1:00.064	20.026	22.249	17.789	100.161	93.076
2	14:08:29.444	57.539	18.823	21.762	16.954	111.105	102.768	4	14:10:38.928	1:00.140	19.799	22.575	17.766	100.460	91.179
3	14:09:28.233	58.789			17.795	109.653	101.832	5	14:11:39.450	1:00.522	20.076	22.896	17.550	100.011	93.726
4	14:10:25.981	57.748			16.496	109.118	104.692	6	14:12:40.033	1:00.583	19.867	22.638	18.078	98.688	91.055
5	14:11:23.899	57.918			16.747	108.941	103.242	7	14:13:40.056	1:00.023	20.062	22.380	17.581	99.272	91.552
6	14:12:21.364	57.465	19.090	21.722	16.653	111.105	104.692	8	14:14:40.102	1:00.046			17.739	99.272	91.427
7	14:13:18.661	57.297	19.120	21.712	16.465	109.653	104.204	(22) Allan BROWN							
8	14:14:16.013	57.352			16.795	110.193	104.366	1	14:07:38.099				18.424	98.398	89.477
(2) Greg HAYLOTT								2	14:08:39.820	1:01.721	20.568	23.178	17.975	97.824	89.120
1	14:07:32.987				16.999	112.976	104.366	3	14:09:41.044	1:01.224			18.238	96.976	89.002
2	14:08:30.176	57.189			16.821	112.597	104.043	4	14:10:42.367	1:01.323			18.291	96.558	88.183
3	14:09:26.852	56.676			16.339	111.846	103.882	5	14:11:43.724	1:01.357			18.128	97.257	87.952
4	14:10:24.453	57.601			16.993	110.922	103.084	6	14:12:44.962	1:01.238			18.040	96.281	88.068
5	14:11:22.740	58.287			17.387	110.922	102.611	7	14:13:46.428	1:01.466	20.416	23.048	18.002	97.399	88.884
6	14:12:21.091	58.351			17.164	110.012	103.402	8	14:14:47.313	1:00.885			17.787	99.272	88.884
7	14:13:19.640	58.549	19.687	21.735	17.127	109.118	103.084	(15) Finlay MILNE							
8	14:14:18.881	59.241			17.590	109.474	103.242	1	14:07:39.399				18.199	105.184	98.543
(800) Gordon CLARK								2	14:08:41.264	1:01.865			17.887	103.561	97.399
1	14:07:34.941			22.810	17.077	112.033	105.020	3	14:09:42.890	1:01.626	20.405	23.353	17.868	104.856	97.824
2	14:08:33.189	58.248	19.483	22.001	16.764	113.935	105.184	4	14:10:45.089	1:02.199			18.158	104.043	96.558
								5	14:11:46.967	1:01.878			17.830	103.402	97.682
								6	14:12:50.516	1:03.549			17.991	101.066	95.868

Clerk of the Course.

Sig : Time :

Chief Timekeeper : Ian Sharp (SMART Timing)

Results available at www.speedhive.com and www.smart-timing.co.uk

Printed: 15/04/2018 14:22:41



KMSC National Motorcycle Racing

Scottish Championship Lightweights

Knockhill 1.267 miles

Race 27 - 2nd Race

15/04/2018 13:30

Race (10 Laps) started at 14:06:31

Lap	Time of Day	Lap Tm	S1	S2	S3	S3Spd	SFSpd	Lap	Time of Day	Lap Tm	S1	S2	S3	S3Spd	SFSpd
-----	-------------	--------	----	----	----	-------	-------	-----	-------------	--------	----	----	----	-------	-------

(278) Paul MARSHALL

1	14:07:36.303			23.244	17.633	105.848	101.678								
2	14:08:37.387	1:01.084	20.567	22.900	17.617	105.848	101.524								
3	14:09:37.997	1:00.610	20.136	22.650	17.824	103.561	99.863								
4	14:10:38.792	1:00.795	20.272	22.633	17.890	102.926	99.566								
5	14:11:38.986	1:00.194	19.995	22.577	17.622	102.611	99.863								
6	14:12:43.390	1:04.404	20.571	23.051	20.782	102.298	39.267								

(155) Scott CAMPBELL

1	14:07:30.126				16.165	118.356	109.832								
2	14:08:26.410	56.284			16.104	116.912	108.941								
3	14:09:21.527	55.117			15.964	115.703	107.890								
4	14:10:16.796	55.269			15.919	115.107	107.544								
5	14:11:12.148	55.352			15.976	115.305	107.372								
6	14:12:07.631	55.483			16.116	115.504	108.413								
7	14:13:02.906	55.275			16.164	115.903	106.859								
8	14:13:58.078	55.172			15.906	115.305	107.890								

Clerk of the Course.

Sig : Time :

Chief Timekeeper : Ian Sharp (SMART Timing)

Results available at www.speedhive.com and www.smart-timing.co.uk

Printed: 15/04/2018 14:22:41

Orbits



KMSC National Motorcycle Racing

Lapchart

Scottish Championship Lightweights

Knockhill 1.267 miles

Race 27 - 2nd Race

15/04/2018 13:30

Race (10 Laps) started at 14:06:31

Competitors	Laps							
	1	2	3	4	5	6	7	8
Torquil PATERSON (31)	31	31	31	31	31	31	31	31
Grant REID (21)	21	21	155	155	155	155	155	155
Scott CAMPBELL (155)	155	155	21	21	21	21	21	21
William HOLLAND (93)	93	93	93	93	93	93	93	93
Alan GIBSON (4)	4	66	34	34	34	34	34	34
Kevin WATRET (66)	66	4	66	66	66	66	66	66
Kenneth THIRLWALL (34)	34	34	2	2	2	2	4	4
Greg HAYLOTT (2)	2	2	4	4	4	4	2	2
Gordon CLARK (800)	800	800	800	800	800	800	800	800
Ryan GIBSON (54)	54	54	54	54	54	54	16	74
Stuart HAMILTON (39)	39	39	16	16	16	16	74	16
Paul MARSHALL (278)	278	16	39	74	74	74	54	54
Gerry KEIRNAN (16)	16	74	74	39	39	39	39	39
Christine WATSON (74)	74	278	278	278	278	38	38	38
Allan BROWN (22)	22	38	38	38	38	278	22	22
Adon DAVIE (38)	38	22	22	22	22	22	15	
Finlay MILNE (15)	15	15	15	15	15	15		
-	18							
-	19							
-	20							
-	21							

Clerk of the Course.

Sig : Time :

Chief Timekeeper : Ian Sharp (SMART Timing)

 Results available at www.speedhive.com and www.smart-timing.co.uk

Printed: 15/04/2018 14:23:10

Orbits



KMSC National Motorcycle Racing

KMSC Championship Lightweights

Knockhill 1.267 miles

Race 33 - 3rd Race

15/04/2018 15:00

Race (10 Laps)

POLE POSITION

1	1 31 Torquil PATERSON	2 21 Grant REID	3 93 William HOLLAND
2	4 34 Kenneth THIRLWALL	5 66 Kevin WATRET	6 4 Alan GIBSON
3	7 2 Greg HAYLOTT	8 800 Gordon CLARK	9 74 Christine WATSON
4	10 16 Gerry KEIRNAN	11 54 Ryan GIBSON	12 39 Stuart HAMILTON
5	13 38 Adon DAVIE	14 22 Allan BROWN	15 15 Finlay MILNE
6	16 278 Paul MARSHALL	17 155 Scott CAMPBELL	18 13 Andrew BARTON
7	19 55 Tom ROBINSON	20 88 Lewis NICOL	21 90 David McNAIRN

Clerk of the Course.

Sig : Time :

Chief Timekeeper : Ian Sharp (SMART Timing)

Results available at www.speedhive.com and www.smart-timing.co.uk

Printed: 15/04/2018 14:21:27

Orbits



Race Results

KMSC National Motorcycle Racing

Sorted on Laps

Scottish Championship Superbikes & KMSC Clubman

Knockhill 1.267 miles

Race 28 - 2nd Race

15/04/2018 13:45

Race (10 Laps) started at 14:33:38

Pos	No.	Name	Make/Model	CC	Class	Laps	Total Tm	Diff	Best Tm	In Lap	Avg. Speed
1	34	John DEAN	BMW	S1000RR	SB	10	8:32.144		50.305	4	89.059
2	1	Bruce BIRNIE	BMW	S1000RR	SB	10	8:33.486	1.342	50.353	5	88.826
3	72	Sean GILFILLAN	Ducati	Panigale	SB	10	8:34.234	2.090	50.396	8	88.697
4	99	Callum GRIGOR	Kawasaki	ZX10RR	SB	10	8:35.401	3.257	50.818	5	88.496
5	61	Max ALEXANDER	BMW	S1000RR	SB	10	8:35.760	3.616	50.708	5	88.434
6	32	John MacDONALD	Yamaha		SB	10	8:41.802	9.658	51.209	5	87.410
7	94	Greg GILFILLAN	BMW	S1000RR	SB	10	8:41.865	9.721	51.201	7	87.400
8	45	Ewan GRAY	Kawasaki	ZX10R	SB	10	8:42.121	9.977	51.005	4	87.357
9	57	Stewart ROBB	Kawasaki	ZX10R	SB	10	8:49.656	17.512	51.852	8	86.114
10	119	Kristopher DUNCAN	Kawasaki	ZX10R	SB	10	8:50.524	18.380	52.184	2	85.973
11	22	Steven WATSON	BMW	S1000RR	SB	10	8:54.725	22.581	51.714	6	85.298
12	56	Andy GROVES	BMW	S1000RR	SB	10	8:54.854	22.710	52.287	9	85.277
13	47	Alan BRYCE	BMW	1000RR	SB	10	9:03.335	31.191	52.621	4	83.946
14	511	Marc IRONSIDE	Honda	Fireblade	SB	10	9:04.097	31.953	53.430	6	83.829
15	71	Gavin JONES	Yamaha	R1	C	10	9:07.699	35.555	53.775	7	83.277
16	18	Clint WALKER	BMW	S1000RR	C	10	9:11.367	39.223	53.807	7	82.723
17	30	Alan RENNIE	Honda	Fireblade	C	10	9:13.796	41.652	54.073	9	82.361
18	122	David SUDDER	Suzuki	GSXR 1000	C	10	9:18.460	46.316	54.115	9	81.673
19	37	Steven PATTERSON	Yamaha	YZF R1	C	10	9:23.466	51.322	54.579	10	80.947
20	218	Paul BOWERBANK	Triumph	675	C	10	9:23.582	51.438	55.364	7	80.930
21	52	Paul McLEAN	Honda	CBR1000RR	C	9	8:34.334	1 Lap	55.455	8	79.812
22	28	Andrew BUCHANAN	Yamaha	R1	C	9	8:34.507	1 Lap	55.734	5	79.785
23	26	Steven McINTYRE	Suzuki	GSXR1000	C	9	8:35.075	1 Lap	55.908	8	79.697
24	38	Craig MARTIN	Honda	CBR900 RR-Y	C	9	8:43.057	1 Lap	56.205	7	78.481
25	51	Calum JACKSON	Suzuki	GSXR1000	C	9	8:49.423	1 Lap	56.788	3	77.537
26	100	Laura NUTTALL	BMW	S1000RR	C	9	8:56.335	1 Lap	57.587	9	76.538
27	19	Nic BOYES	Ducati	848	SB	9	9:11.563	1 Lap	58.777	6	74.425
28	14	James CRAWFORD	Kawaskai	ZX10R	C	9	9:19.937	1 Lap	1:00.340	7	73.312
29	67	James MacAULAY	Kawasaki	ZX10	C	9	9:25.486	1 Lap	1:00.221	3	72.592
Not classified											
DNF	55	Donald MacFADYEN	BMW	S1000RR	SB	7	6:18.778	DNF	52.532	4	84.291
DNS	75	Charlie BUNYAN	Kawasaki	ZX10R	C			DNS		0	-

Margin of Victory	Avg. Speed	Best Lap Tm	Best Speed	Best Lap by
1.342	89.059	50.305	90.669	34 - John DEAN

Clerk of the Course.

Orbits

Sig : Time :
Chief Timekeeper : Ian Sharp (SMART Timing)

Results available at www.speedhive.com and www.smart-timing.co.uk

Printed: 15/04/2018 14:49:27



KMSC National Motorcycle Racing

Scottish Championship Superbikes & KMSC Clubman

Knockhill 1.267 miles

Race 28 - 2nd Race

15/04/2018 13:45

Race (10 Laps) started at 14:33:38

Lap	Time of Day	Lap Tm	S1	S2	S3	S3Spd	SFSpd	Lap	Time of Day	Lap Tm	S1	S2	S3	S3Spd	SFSpd
(34) John DEAN															
1	14:34:33.672			19.794	14.540	139.517	132.886	1	14:34:36.184			20.298	15.046	139.227	131.842
2	14:35:24.473	50.801	17.096	19.308	14.397	141.877	130.560	2	14:35:28.676	52.492	17.724	19.917	14.851	137.234	131.326
3	14:36:15.512	51.039	17.374	19.295	14.370	140.687	132.362	3	14:36:20.187	51.511	17.252	19.368	14.891	138.652	129.802
4	14:37:05.817	50.305	16.761	19.089	14.455	143.087	134.215	4	14:37:11.457	51.270	17.172	19.295	14.803	139.227	128.313
5	14:37:56.158	50.341	16.636	19.184	14.521	142.479	133.415	5	14:38:02.995	51.538	17.239	19.388	14.911	138.652	131.842
6	14:38:47.618	51.460	17.642	19.423	14.395	142.479	133.680	6	14:38:54.523	51.528	17.248	19.463	14.817	138.081	130.053
7	14:39:38.549	50.931	16.663	19.792	14.476	141.279	130.814	7	14:39:45.724	51.201	17.195	19.344	14.662	138.652	132.102
8	14:40:29.176	50.627	16.850	19.230	14.547	142.479	132.102	8	14:40:37.069	51.345	17.127	19.565	14.653	138.081	133.150
9	14:41:19.718	50.542	16.847	19.117	14.578	141.877	132.102	9	14:41:28.693	51.624	17.049	19.833	14.742	137.234	130.053
10	14:42:10.658	50.940	16.779	19.719	14.442	140.982	132.886	10	14:42:20.379	51.686	17.235	19.467	14.984	135.845	129.551
(1) Bruce BIRNIE															
1	14:34:33.443				14.656	140.099	130.053	1	14:34:35.246			19.744	15.131	139.517	130.306
2	14:35:24.786	51.343	17.648	19.220	14.475	140.982	130.560	2	14:35:27.220	51.974	17.534	19.588	14.852	140.099	130.053
3	14:36:16.350	51.564	17.280	19.396	14.888	141.577	128.805	3	14:36:18.870	51.650	17.446	19.516	14.688	138.366	130.814
4	14:37:07.101	50.751	17.078	19.148	14.525	139.227	127.824	4	14:37:09.875	51.005	17.029	19.508	14.468	137.798	132.102
5	14:37:57.454	50.353			14.492	140.982	128.559	5	14:38:01.382	51.507	17.276	19.559	14.672	137.234	130.560
6	14:38:49.486	52.032			14.585	138.081	129.053	6	14:38:53.079	51.697	17.170	19.653	14.874	137.798	132.102
7	14:39:40.007	50.521			14.697	141.577	130.306	7	14:39:44.187	51.108	17.039	19.381	14.688	138.939	131.326
8	14:40:30.691	50.684			14.840	140.982	127.824	8	14:40:36.299	52.112	17.166	20.116	14.830	137.798	130.306
9	14:41:21.329	50.638	16.826	19.347	14.465	138.939	127.098	9	14:41:28.256	51.957	17.481	19.853	14.623	138.081	130.306
10	14:42:12.000	50.671			14.668	137.798	129.551	10	14:42:20.635	52.379	17.472	19.856	15.051	139.227	128.559
(72) Sean GILFILLAN															
1	14:34:34.960			19.738	15.001	140.982	128.805	1	14:34:36.950			20.784	15.090	137.234	131.584
2	14:35:26.374	51.414	17.345	19.381	14.688	136.398	131.584	2	14:35:29.884	52.934	17.745	20.272	14.917	138.939	130.306
3	14:36:17.158	50.784	16.862	19.075	14.847	139.227	130.560	3	14:36:22.090	52.206	17.388	19.802	15.016	139.808	130.814
4	14:37:08.015	50.857	16.875	19.278	14.704	139.517	132.624	4	14:37:14.675	52.585	17.604	19.967	15.014	138.939	129.802
5	14:37:58.744	50.729	16.831	19.285	14.613	139.517	131.584	5	14:38:07.106	52.431	17.573	19.942	14.916	135.845	128.805
6	14:38:50.224	51.480	17.124	19.875	14.481	138.939	132.886	6	14:38:59.069	51.963	17.492	19.701	14.770	139.808	132.102
7	14:39:41.148	50.924	16.960	19.304	14.660	135.571	131.584	7	14:39:51.508	52.439	17.760	19.979	14.700	136.675	130.814
8	14:40:31.544	50.396	16.633	19.191	14.572	137.798	130.306	8	14:40:43.360	51.852	17.211	19.822	14.819	138.366	131.070
9	14:41:21.955	50.411	16.740	19.080	14.591	138.366	131.070	9	14:41:36.236	52.876	17.096	20.025	15.755	131.842	130.306
10	14:42:12.748	50.793	16.541	19.145	15.107	138.939	129.302	10	14:42:28.170	51.934	17.275	19.878	14.781	135.298	130.306
(119) Kristopher DUNCAN															
1	14:34:34.707							1	14:34:34.707			20.352	15.434	129.551	122.683
2	14:35:26.891	52.184	17.400	19.619	15.165	129.802	123.360	2	14:35:26.891	52.184	17.400	19.619	15.165	129.802	123.360
3	14:36:20.122	53.231	17.934	20.080	15.217	129.302	122.014	3	14:36:20.122	53.231	17.934	20.080	15.217	129.302	122.014
4	14:37:12.533	52.411	17.562	19.772	15.077	129.302	122.683	4	14:37:12.533	52.411	17.562	19.772	15.077	129.302	122.683
5	14:38:04.852	52.319	17.397	19.809	15.113	128.559	121.133	5	14:38:04.852	52.319	17.397	19.809	15.113	128.559	121.133
6	14:38:57.217	52.365	17.378		15.165	129.302	122.459	6	14:38:57.217	52.365	17.378		15.165	129.302	122.459
7	14:39:50.632	53.415	17.687	20.533	15.195	127.098	121.133	7	14:39:50.632	53.415	17.687	20.533	15.195	127.098	121.133
8	14:40:43.667	53.035	17.527	20.162	15.346	127.339	123.360	8	14:40:43.667	53.035	17.527	20.162	15.346	127.339	123.360
9	14:41:36.204	52.537	17.392	19.973	15.172	129.053	121.352	9	14:41:36.204	52.537	17.392	19.973	15.172	129.053	121.352
10	14:42:29.038	52.834	17.572	20.158	15.104	129.802	122.014	10	14:42:29.038	52.834	17.572	20.158	15.104	129.802	122.014
(22) Steven WATSON															
1	14:34:38.667							1	14:34:38.667			21.094	15.660	134.754	127.339
2	14:35:32.710	54.043	18.166	20.451	15.426	138.366	129.302	2	14:35:32.710	54.043	18.166	20.451	15.426	138.366	129.302
3	14:36:24.907	52.197	17.312	20.080	14.805	137.798	128.313	3	14:36:24.907	52.197	17.312	20.080	14.805	137.798	128.313
4	14:37:17.166	52.259	17.536	19.818	14.905	135.298	129.302	4	14:37:17.166	52.259	17.536	19.818	14.905	135.298	129.302
5	14:38:09.776	52.610	17.374	19.825	15.411	134.215	129.551	5	14:38:09.776	52.610	17.374	19.825	15.411	134.215	129.551
6	14:39:01.490	51.714	17.191	19.653	14.870	135.571	129.302	6	14:39:01.490	51.714	17.191	19.653	14.870	135.571	129.302
7	14:39:54.485	52.995	17.490	20.267	15.238	135.571	125.670	7	14:39:54.485	52.995	17.490	20.267	15.238	135.571	125.670
8	14:40:47.441	52.956	17.782	19.880	15.294	133.680	126.618	8	14:40:47.441	52.956	17.782	19.880	15.294	133.680	126.618
9	14:41:39.959	52.518	17.443	19.738	15.337	133.680	127.098	9	14:41:39.959	52.518	17.443	19.738	15.337	133.680	127.098
10	14:42:33.239	53.280	17.482	20.289	15.509	132.624	127.098	10	14:42:33.239	53.280	17.482	20.289	15.509	132.624	127.098
(56) Andy GROVES															
1	14:34:36.705							1	14:34:36.705			20.653	15.323	135.845	129.551
2	14:35:30.167	53.462	17.818	20.203	15.441	134.215	129.802	2	14:35:30.167	53.462	17.818	20.203	15.441	134.215	129.802
3	14:36:23.375	53.208	17.754	20.106	15.348	130.814	128.805	3	14:36:23.375	53.208	17.754	20.106	15.348	130.814	128.805
4	14:37:16.401	53.026	17.645	19.980	15.401	129.053	128.313	4	14:37:16.401	53.026	17.645	19.980	15.401	129.053	128.313
5	14:38:09.655	53.254	17.754	20.073	15.427	131.842	128.559	5	14:38:09.655	53.254	17.754	20.073	15.427	131.842	128.559
6	14:39:02.722	53.067	17.888	19.979	15.200	133.150	129.802	6	14:39:02.722	53.067	17.888	19.979	15.200	133.150	129.802
7	14:39:55.806	53.084	17.451	20.293	15.340	130.560	130.053	7	14:39:55.806	53.084	17.451	20.293	15.340	130.560	130.053
8	14:40:48.538	52.732	17.470	20.195	15.067	132.362	129.302	8	14:40:48.538	52.732	17.470	20.195	15.067	132.362	129.302
9	14:41:40.825	52.287	17.369	19.813	15.105	132.624	129.551	9	14:41:40.825	52.287	17.369	19.813	15.105	132.624	129.551
10	14:42:33.368	52.543	17.462		15.132										



KMSC National Motorcycle Racing

Scottish Championship Superbikes & KMSC Clubman

Knockhill 1.267 miles

Race 28 - 2nd Race

15/04/2018 13:45

Race (10 Laps) started at 14:33:38

Table with 7 columns: Lap, Time of Day, Lap Tm, S1, S2, S3, S3Spd, SFSpd. Contains 10 rows of lap data for the first rider.

(511) Marc IRONSIDE. Table with 7 columns: Lap, Time of Day, Lap Tm, S1, S2, S3, S3Spd, SFSpd. Contains 10 rows of lap data.

(71) Gavin JONES. Table with 7 columns: Lap, Time of Day, Lap Tm, S1, S2, S3, S3Spd, SFSpd. Contains 10 rows of lap data.

(18) Clint WALKER. Table with 7 columns: Lap, Time of Day, Lap Tm, S1, S2, S3, S3Spd, SFSpd. Contains 10 rows of lap data.

(30) Alan RENNIE. Table with 7 columns: Lap, Time of Day, Lap Tm, S1, S2, S3, S3Spd, SFSpd. Contains 10 rows of lap data.

(122) David SUDDDES. Table with 7 columns: Lap, Time of Day, Lap Tm, S1, S2, S3, S3Spd, SFSpd. Contains 10 rows of lap data.

(37) Steven PATTERSON. Table with 7 columns: Lap, Time of Day, Lap Tm, S1, S2, S3, S3Spd, SFSpd. Contains 4 rows of lap data.

Table with 7 columns: Lap, Time of Day, Lap Tm, S1, S2, S3, S3Spd, SFSpd. Contains 10 rows of lap data for the second rider.

(218) Paul BOWERBANK. Table with 7 columns: Lap, Time of Day, Lap Tm, S1, S2, S3, S3Spd, SFSpd. Contains 10 rows of lap data.

(52) Paul McLEAN. Table with 7 columns: Lap, Time of Day, Lap Tm, S1, S2, S3, S3Spd, SFSpd. Contains 9 rows of lap data.

(28) Andrew BUCHANAN. Table with 7 columns: Lap, Time of Day, Lap Tm, S1, S2, S3, S3Spd, SFSpd. Contains 9 rows of lap data.

(26) Steven McINTYRE. Table with 7 columns: Lap, Time of Day, Lap Tm, S1, S2, S3, S3Spd, SFSpd. Contains 9 rows of lap data.

(38) Craig MARTIN. Table with 7 columns: Lap, Time of Day, Lap Tm, S1, S2, S3, S3Spd, SFSpd. Contains 9 rows of lap data.

(51) Calum JACKSON. Table with 7 columns: Lap, Time of Day, Lap Tm, S1, S2, S3, S3Spd, SFSpd. Contains 9 rows of lap data.

Clerk of the Course.

Sig : Time : Chief Timekeeper : Ian Sharp (SMART Timing) Results available at www.speedhive.com and www.smart-timing.co.uk

Printed: 15/04/2018 14:46:41

Orbits



KMSC National Motorcycle Racing

Scottish Championship Superbikes & KMSC Clubman

Knockhill 1.267 miles

Race 28 - 2nd Race

15/04/2018 13:45

Race (10 Laps) started at 14:33:38

Lap	Time of Day	Lap Tm	S1	S2	S3	S3Spd	SFSpd	Lap	Time of Day	Lap Tm	S1	S2	S3	S3Spd	SFSpd
(100) Laura NUTTALL															
1	14:34:46.786			23.796	17.212	111.290	122.908								
2	14:35:46.375	59.589	20.547	22.317	16.725	118.775	122.908								
3	14:36:44.843	58.468	19.416	22.397	16.655	113.166	122.908								
4	14:37:43.329	58.486	19.677	22.395	16.414	117.940	120.697								
5	14:38:42.574	59.245	19.714	22.684	16.847	118.565	118.985								
6	14:39:41.190	58.616	19.631	22.390	16.595	116.506	122.683								
7	14:40:39.330	58.140	19.481	22.168	16.491	120.265	122.014								
8	14:41:37.262	57.932	19.232	22.239	16.461	114.518	123.815								
9	14:42:34.849	57.587	19.068	22.014	16.505	118.775	124.273								
(19) Nic BOYES															
1	14:34:47.593			24.456	18.005	111.474	111.290								
2	14:35:49.123	1:01.530	20.647	23.294	17.589	113.935	112.220								
3	14:36:51.219	1:02.096	20.670	23.541	17.885	110.374	110.012								
4	14:37:52.909	1:01.690	20.591	23.168	17.931	108.064	111.105								
5	14:38:53.842	1:00.933	20.795	22.995	17.143	116.103	113.166								
6	14:39:52.619	58.777	19.642	22.151	16.984	113.357	111.474								
7	14:40:51.722	59.103	20.016	22.093	16.994	117.526	110.922								
8	14:41:51.156	59.434	19.767	22.564	17.103	116.912	110.922								
9	14:42:50.077	58.921	19.666	22.243	17.012	116.103	112.033								
(14) James CRAWFORD															
1	14:34:46.459			24.344	17.604	113.166	118.565								
2	14:35:48.669	1:02.210	20.989	23.802	17.419	117.321	118.147								
3	14:36:50.903	1:02.234	20.785	23.748	17.701	114.910	115.305								
4	14:37:52.672	1:01.769	20.599	23.270	17.900	113.742	113.935								
5	14:38:54.881	1:02.209	21.484	23.651	17.074	118.775	119.196								
6	14:39:56.198	1:01.317	20.196	23.818	17.303	116.709	118.565								
7	14:40:56.538	1:00.340	20.097	23.235	17.008	116.709	120.049								
8	14:41:57.318	1:00.780	20.128	23.257	17.395	116.912	116.103								
9	14:42:58.451	1:01.133	20.360	23.302	17.471	116.506	116.912								
(67) James MacAULAY															
1	14:34:50.324			23.370	17.693	115.504	109.118								
2	14:35:51.472	1:01.148	20.573	23.015	17.560	110.922	112.597								
3	14:36:51.693	1:00.221	20.079	22.771	17.371	107.890	113.549								
4	14:37:53.342	1:01.649	20.996	22.807	17.846	108.238	111.846								
5	14:38:57.155	1:03.813	22.707	24.011	17.095	110.012	110.193								
6	14:39:58.030	1:00.875	21.028	22.584	17.263	107.030	113.357								
7	14:40:58.496	1:00.466	21.002	22.446	17.018	118.147	113.549								
8	14:41:58.978	1:00.482	20.411	22.693	17.378	114.129	114.518								
9	14:43:04.000	1:05.022	21.313	24.091	19.618	101.832	107.030								
(55) Donald MacFADYEN															
1	14:34:36.105				15.098	139.517	132.102								
2	14:35:29.262	53.157	17.625	20.400	15.132	137.234	131.326								
3	14:36:21.916	52.654	17.472	19.999	15.183	138.081	131.584								
4	14:37:14.448	52.532	17.457	19.954	15.121	136.675	129.802								
5	14:38:06.999	52.551	17.546	19.821	15.184	136.675	130.306								
6	14:38:59.542	52.543			15.334	138.939	130.053								
7	14:39:57.292	57.750			18.999	132.362	37.035								

Clerk of the Course.

Sig : Time :

Chief Timekeeper : Ian Sharp (SMART Timing)

 Results available at www.speedhive.com and www.smart-timing.co.uk

Printed: 15/04/2018 14:46:41

Orbits



KMSC National Motorcycle Racing

Lapchart

Scottish Championship Superbikes & KMSC Clubman

Knockhill 1.267 miles

Race 28 - 2nd Race

15/04/2018 13:45

Race (10 Laps) started at 14:33:38

Competitors	Laps										
	1	2	3	4	5	6	7	8	9	10	
Callum GRIGOR (99)	1	99	99	34	34	34	34	34	34	34	34
Bruce BIRNIE (1)	2	1	34	99	1	1	1	1	1	1	1
John DEAN (34)	3	34	1	1	99	99	99	99	72	72	72
Max ALEXANDER (61)	4	61	61	61	61	61	61	61	99	99	99
Kristopher DUNCAN (119)	5	119	72	72	72	72	72	72	61	61	61
John MacDONALD (32)	6	32	119	32	32	32	32	32	32	32	32
Sean GILFILLAN (72)	7	72	32	45	45	45	45	45	45	45	94
Ewan GRAY (45)	8	45	45	119	94	94	94	94	94	94	45
Donald MacFADYEN (55)	9	55	94	94	119	119	119	119	57	119	57
Greg GILFILLAN (94)	10	94	55	55	55	55	57	57	119	57	119
Andy GROVES (56)	11	56	57	57	57	57	55	22	22	22	22
Stewart ROBB (57)	12	57	56	56	56	56	22	56	56	56	56
Marc IRONSIDE (511)	13	511	511	22	22	22	56	55	511	511	47
Gavin JONES (71)	14	71	71	511	511	511	511	511	47	47	511
Steven WATSON (22)	15	22	22	71	71	47	47	47	71	71	71
Paul BOWERBANK (218)	16	218	30	47	47	71	71	71	18	18	18
Alan RENNIE (30)	17	30	47	30	18	18	18	18	30	30	30
Clint WALKER (18)	18	18	18	18	30	30	30	30	122	122	122
Alan BRYCE (47)	19	47	218	218	218	218	122	122	218	218	37
Paul McLEAN (52)	20	52	122	122	122	122	218	218	37	37	218
David SUDDER (122)	21	122	52	52	37	37	37	37	52	52	
Steven PATTERSON (37)	22	37	37	37	52	52	52	52	28	28	
Steven McINTYRE (26)	23	26	26	28	28	28	28	28	26	26	
Andrew BUCHANAN (28)	24	28	28	26	26	26	26	26	38	38	
Craig MARTIN (38)	25	38	38	38	38	38	38	38	51	51	
Calum JACKSON (51)	26	51	51	51	51	51	51	51	100	100	
James CRAWFORD (14)	27	14	100	100	100	100	100	100	19	19	
Laura NUTTALL (100)	28	100	14	14	14	19	19	19	14	14	
Nic BOYES (19)	29	19	19	19	19	14	14	14	67	67	
James MacAULAY (67)	30	67	67	67	67	67	67	67			
-	31										

Clerk of the Course.

Sig : Time :

Chief Timekeeper : Ian Sharp (SMART Timing)

Results available at www.speedhive.com and www.smart-timing.co.uk

Printed: 15/04/2018 14:47:44

Orbits



KMSC National Motorcycle Racing

KMSC Championship Superbikes & KMSC Clubman

Knockhill 1.267 miles

Race 34 - 3rd Race

15/04/2018 15:15

Race (10 Laps)

POLE POSITION

1	1 34 John DEAN	2 1 Bruce BIRNIE	3 72 Sean GILFILLAN
2	4 99 Callum GRIGOR	5 61 Max ALEXANDER	6 32 John MacDONALD
3	7 94 Greg GILFILLAN	8 45 Ewan GRAY	9 57 Stewart ROBB
4	10 119 Kristopher DUNCAN	11 22 Steven WATSON	12 56 Andy GROVES
5	13 47 Alan BRYCE	14 511 Marc IRONSIDE	15 71 Gavin JONES
6	16 18 Clint WALKER	17 30 Alan RENNIE	18 122 David SUDDER
7	19 37 Steven PATTERSON	20 218 Paul BOWERBANK	21 52 Paul McLEAN
8	22 28 Andrew BUCHANAN	23 26 Steven McINTYRE	24 38 Craig MARTIN
9	25 51 Calum JACKSON	26 100 Laura NUTTALL	27 19 Nic BOYES
10	28 14 James CRAWFORD	29 67 James MacAULAY	30 55 Donald MacFADYEN

Clerk of the Course.

Orbits

Sig : Time :
 Chief Timekeeper : Ian Sharp (SMART Timing)
 Results available at www.speedhive.com and www.smart-timing.co.uk





KMSC National Motorcycle Racing


KMSC Championship Superbikes & KMSC Clubman

Knockhill 1.267 miles

Race 34 - 3rd Race

15/04/2018 15:15

Race (10 Laps)



11

31

75 Charlie BUNYAN

Clerk of the Course.

Sig : Time :

Chief Timekeeper : Ian Sharp (SMART Timing)

Results available at www.speedhive.com and www.smart-timing.co.uk

Orbits



Race Results

KMSC National Motorcycle Racing

Sorted on Laps

Scottish Sidecars

Knockhill 1.267 miles

Race 29 - 4th Race

15/04/2018 14:00

Race (10 Laps) started at 14:48:26

Pos	No.	Name	Make/Model	CC	Class	Laps	Total Tm	Diff	Best Tm	In Lap	Avg. Speed
1	3	LAWRIE / FAIRHURST	LCR Suzuki	600	SC	10	9:23.798		54.718	3	80.899
2	5	SHAND / BEISEY	Shand	F2 600	SC	10	9:37.036	13.238	56.632	5	79.043
3	19	ROBINSON / GRAVEL		LCR F2 600	SC	10	9:43.925	20.127	57.267	8	78.111
4	18	LILLIE / CHANDLER		LCR 600	SC	10	9:45.834	22.036	57.438	8	77.856
5	114	AMOS / PRING	Suzuki Windle	GSXR1000	SC	9	9:34.654	1 Lap	1:02.175	9	71.434
6	36	EDDISON / SOUTER	Ireson Honda	600RR	SC	9	9:35.365	1 Lap	1:01.417	6	71.346
7	73	PRING / PRING	Shand Suzuki	600	SC	9	9:36.755	1 Lap	1:01.285	9	71.174
8	22	LITHGOW / BRUNTON	Shelbourne RF	600	SC	9	9:45.749	1 Lap	1:02.929	9	70.081
9	50	BROWNE / McKAY	Ireson Suzuki	750	SC	9	9:47.184	1 Lap	1:03.917	2	69.910
10	111	STROUD / SCHOFIELD	Baker Suzuki	750	SC	9	10:10.460	1 Lap	1:06.031	3	67.244

Not classified

DNS	964	ANDERSON / HUGHES	Baker	R1	SC			DNS		0	-
DNS	93	KIRKUP / HERBERTSON			SC			DNS		0	-
DNS	9	MACKAY / MAYHEW	Founds Suzuki		SC			DNS		0	-
DNS	87	SHAND / YUILL	BMW Bellas	1040 Classic	SC			DNS		0	-
DNS	61	FORREST / SZANEL		F1 R1	SC			DNS		0	-
DNS	11	MAYHEW / TAYLOR	Ireson Honda	600	SC			DNS		0	-

Margin of Victory	Avg. Speed	Best Lap Tm	Best Speed	Best Lap by
13.238	80.899	54.718	83.356	3 - LAWRIE / FAIRHURST

Clerk of the Course.

Orbits

Sig : Time :
 Chief Timekeeper : Ian Sharp (SMART Timing)

 Results available at www.speedhive.com and www.smart-timing.co.uk

Printed: 16/04/2018 17:55:43



KMSC National Motorcycle Racing

Scottish Sidecars

Knockhill 1.267 miles

Race 29 - 4th Race

15/04/2018 14:00

Race (10 Laps) started at 14:48:26

Lap	Time of Day	Lap Tm	S1	S2	S3	S3Spd	SFSpd	Lap	Time of Day	Lap Tm	S1	S2	S3	S3Spd	SFSpd
(3) LAWRIE / FAIRHURST															
1	14:49:24.845			21.398	15.802	118.565	110.193	3	14:51:43.343	1:03.252	21.383	23.564	18.305	105.681	97.967
2	14:50:19.739	54.894	17.991	20.924	15.979	120.265	108.764	4	14:52:48.714	1:05.371	21.749	23.794	19.828	105.681	91.303
3	14:51:14.457	54.718	17.980	20.871	15.867	119.621	109.653	5	14:53:54.615	1:05.901	21.858	24.018	20.025	104.204	87.952
4	14:52:09.288	54.831	17.975	21.074	15.782	118.775	109.653	6	14:54:58.774	1:04.159	21.756	24.406	17.997	105.515	97.540
5	14:53:04.268	54.980	17.875	21.239	15.866	119.196	111.474	7	14:56:00.346	1:01.572	20.970	23.169	17.433	105.848	98.398
6	14:54:00.124	55.856	18.050	21.299	16.507	120.049	98.543	8	14:57:01.695	1:01.349	21.051	22.781	17.517	104.204	99.272
7	14:54:56.206	56.082	18.183	22.116	15.783	118.985	111.290	9	14:58:02.980	1:01.285	20.994	22.865	17.426	106.689	99.272
8	14:55:51.514	55.308	18.422	21.140	15.746	121.133	109.296	(22) LITHGOW / BRUNTON							
9	14:56:50.399	58.885	18.392	22.352	18.141	109.118	92.181	1	14:49:38.397			24.928	19.186	102.611	96.558
10	14:57:50.023	59.624	19.786	22.190	17.648	113.935	93.335	2	14:50:41.512	1:03.115	20.993	23.766	18.356	101.524	92.181
(5) SHAND / BEISEY								3	14:51:44.768	1:03.256	20.977	23.953	18.326	102.768	93.205
1	14:49:27.328			22.118	16.884	107.201	98.688	4	14:52:49.054	1:04.286	21.438	24.043	18.805	100.310	92.562
2	14:50:24.624	57.296	18.995	21.854	16.447	107.030	98.398	5	14:53:54.265	1:05.211	21.933	24.246	19.032	102.142	92.818
3	14:51:21.775	57.151	19.005	21.541	16.605	107.372	98.398	6	14:55:00.293	1:06.028	21.840	25.211	18.977	97.824	93.465
4	14:52:19.350	57.575	19.028	21.990	16.557	107.201	97.824	7	14:56:04.683	1:04.390	21.399	24.339	18.652	101.678	92.308
5	14:53:15.982	56.632	18.824	21.517	16.291	107.372	98.979	8	14:57:09.045	1:04.362	21.084	24.832	18.446	100.310	94.385
6	14:54:12.669	56.687	18.813	21.630	16.244	107.544	98.833	9	14:58:11.974	1:02.929	21.564	23.384	17.981	104.366	96.419
7	14:55:09.949	57.280	18.799	21.721	16.760	107.372	98.254	(50) BROWNE / McKAY							
8	14:56:07.478	57.529	18.805	22.090	16.634	107.201	98.688	1	14:49:33.429			24.199	18.229	104.043	95.459
9	14:57:05.751	58.273	19.238	22.558	16.477	106.183	99.125	2	14:50:37.346	1:03.917	21.253	24.322	18.342	104.366	97.257
10	14:58:03.261	57.510	18.993	22.005	16.512	107.201	100.161	3	14:51:42.898	1:05.552	22.408	24.380	18.764	104.204	94.919
(19) ROBINSON / GRAVEL								4	14:52:47.516	1:04.618	21.182	24.368	19.068	105.020	93.595
1	14:49:28.116			22.336	17.146	110.739	99.566	5	14:53:53.247	1:05.731	21.925	25.037	18.769	104.856	93.205
2	14:50:26.349	58.233	19.961	21.937	16.335	108.941	101.678	6	14:54:58.776	1:05.529	22.490	24.576	18.463	104.529	95.323
3	14:51:23.997	57.648	19.294	21.859	16.495	110.012	102.298	7	14:56:04.098	1:05.322	22.252	24.571	18.499	103.721	96.976
4	14:52:21.907	57.910	19.237	22.063	16.610	109.653	102.768	8	14:57:08.480	1:04.382	21.393	24.736	18.253	102.298	96.836
5	14:53:20.771	58.864	20.002	22.048	16.814	110.922	101.678	9	14:58:13.409	1:04.929	21.798	24.859	18.272	105.184	95.053
6	14:54:18.944	58.173	19.603	22.143	16.427	109.653	100.460	(111) STROUD / SCHOFIELD							
7	14:55:16.327	57.383	19.307	21.697	16.379	110.556	101.371	1	14:49:38.387			25.139	19.607	95.868	87.380
8	14:56:13.594	57.267	19.072	22.066	16.129	109.653	101.678	2	14:50:44.649	1:06.262	22.366	24.713	19.183	91.552	89.239
9	14:57:11.112	57.518	19.299	21.778	16.441	110.193	101.678	3	14:51:50.680	1:06.031	21.739	24.964	19.328	91.552	88.183
10	14:58:10.150	59.038	19.737	23.017	16.284	110.374	100.460	4	14:52:57.026	1:06.346	22.176	24.735	19.435	93.988	85.379
(18) LILLIE / CHANDLER								5	14:54:03.528	1:06.502			19.519	92.947	84.095
1	14:49:28.206			22.339	16.776	108.764	100.762	6	14:55:11.536	1:08.008		25.262	19.829	90.442	85.270
2	14:50:26.013	57.807	19.090	22.112	16.605	108.941	100.161	7	14:56:20.291	1:08.755	22.981	25.786	19.988	89.358	80.368
3	14:51:23.637	57.624	19.259	21.881	16.484	108.941	100.310	8	14:57:27.961	1:07.670			20.422	92.818	79.795
4	14:52:21.682	58.045	19.150	22.067	16.828	108.764	100.611	9	14:58:36.685	1:08.724			20.397	92.054	74.730
5	14:53:20.234	58.552	20.002	21.965	16.585	108.764	100.611	(114) AMOS / PRING							
6	14:54:19.247	59.013	19.805	22.363	16.845	108.764	101.678	1	14:49:34.153			24.162	17.804	109.118	110.012
7	14:55:17.552	58.305	19.745	21.823	16.737	109.474	100.762	2	14:50:37.250	1:03.097	21.454	24.240	17.403	107.372	111.846
8	14:56:14.990	57.438	18.935	22.122	16.381	108.413	100.611	3	14:51:40.094	1:02.844	21.238	23.860	17.746	112.786	106.859
9	14:57:13.198	58.208	19.252	21.916	17.040	108.064	100.011	4	14:52:43.428	1:03.334	21.396	24.298	17.640	110.922	105.681
10	14:58:12.059	58.861	19.082	22.914	16.865	107.201	100.762	5	14:53:47.242	1:03.814	21.473	24.556	17.785	112.220	105.848
(36) EDDISON / SOUTER								6	14:54:51.314	1:04.072	21.917	24.535	17.620	112.597	106.520
1	14:49:35.147			24.564	17.976	103.402	96.558	7	14:55:56.046	1:04.732	21.591				
2	14:50:38.920	1:03.773	21.100	24.164	18.509	97.257	95.731	8	14:56:58.704	1:02.658	20.631				
3	14:51:43.048	1:04.128	21.596	23.936	18.596	104.043	94.252	9	14:58:00.879	1:02.175					
4	14:52:48.777	1:05.729	21.590	24.161	19.978	102.768	91.928	(73) PRING / PRING							
5	14:53:53.161	1:04.384	21.452	23.878	19.054	102.768	94.252	1	14:49:37.220			24.824	18.403	102.298	96.419
6	14:54:54.578	1:01.417	20.630	23.163	17.624	103.721	95.323	2	14:50:40.091	1:02.871	21.384	23.589	17.898	103.084	97.967
7	14:55:56.414	1:01.836	20.679	23.325	17.832	104.529	94.252	Clerk of the Course.							
8	14:56:58.932	1:02.518	20.997	23.886	17.635	104.366	94.518	Sig :							
9	14:58:01.590	1:02.658	21.563	23.504	17.591	106.015	95.459	Time :							
(73) PRING / PRING								Chief Timekeeper : Ian Sharp (SMART Timing)							
1	14:49:37.220			24.824	18.403	102.298	96.419	Results available at www.speedhive.com and www.smart-timing.co.uk							
2	14:50:40.091	1:02.871	21.384	23.589	17.898	103.084	97.967	Printed: 16/04/2018 17:57:10							

Orbits



Race Results

KMSC National Motorcycle Racing

Lapchart

Scottish Sidecars

Knockhill 1.267 miles

Race 29 - 4th Race

15/04/2018 14:00

Race (10 Laps) started at 14:48:26

Competitors	Laps										
	1	2	3	4	5	6	7	8	9	10	
LAWRIE / FAIRHURST (3)	1	3	3	3	3	3	3	3	3	3	3
SHAND / BEISEY (5)	2	5	5	5	5	5	5	5	5	5	5
ROBINSON / GRAVEL (19)	3	19	18	18	18	18	19	19	19	19	19
LILLIE / CHANDLER (18)	4	18	19	19	19	19	18	18	18	18	18
BROWNE / McKAY (50)	5	50	114	114	114	114	114	114	114	114	114
AMOS / PRING (114)	6	114	50	50	50	36	36	36	36	36	36
EDDISON / SOUTER (36)	7	36	36	36	73	50	73	73	73	73	73
PRING / PRING (73)	8	73	73	73	36	22	50	50	50	22	22
STROUD / SCHOFIELD (111)	9	111	22	22	22	73	22	22	22	50	50
LITHGOW / BRUNTON (22)	10	22	111	111	111	111	111	111	111	111	111
-	11										
-	12										
-	13										
-	14										
-	15										
-	16										

Clerk of the Course.

Sig : Time :

Chief Timekeeper : Ian Sharp (SMART Timing)

 Results available at www.speedhive.com and www.smart-timing.co.uk

Printed: 16/04/2018 17:57:58

Orbits



Race Results

KMSC National Motorcycle Racing

Sorted on Laps

KMSC Championship 125's

Knockhill 1.267 miles

Race 30 - 5th Race

15/04/2018 14:15

Race (10 Laps) started at 15:03:48

Pos	No.	Name	Make/Model	CC	Class	Laps	Total Tm	Diff	Best Tm	In Lap	Avg. Speed
1	69	Mark BOWRAN	Kawasaki	ZXR400	F400	10	10:05.769		59.699	3	75.294
2	58	James McLAREN	Kawasaki	ZX400	F400	10	10:06.406	0.637	59.356	5	75.215
3	22	Ross MAGUIRE	Aprilia	RS125	F125	10	10:48.415	42.646	1:03.632	10	70.342
4	99	Marc GIBSON	Kawasaki	ZXR400	F400	9	10:11.295	1 Lap	1:06.754	2	67.152
5	33	Declan CONNELL	Aprilia	RS125	F125	9	10:12.948	1 Lap	1:07.212	2	66.971
6	122	Logan TURNER	Aprilia	RS125	F125	9	10:14.755	1 Lap	1:06.804	7	66.774
7	27	Jordan HAY	Aprilia	RS125	F125	9	10:37.568	1 Lap	1:08.993	8	64.385
8	12	Jimmy MUIR	Aprilia	RS125	F125	9	10:40.558	1 Lap	1:09.825	7	64.084
9	16	Mia KELLAS	Aprilia	RS125	F125	9	11:05.425	1 Lap	1:11.918	9	61.690
10	55	Owen PATERSON	Aprilia	RS125	F125	9	11:11.354	1 Lap	1:12.373	2	61.145
Not classified											
DNS	118	Rod WALKER	Kawasaki	ZXR400	F400			DNS		0	-

Announcements

New Track Record (1:03.632) for KMSC Formula 125 by Ross MAGUIRE.

Margin of Victory	Avg. Speed	Best Lap Tm	Best Speed	Best Lap by
0.637	75.294	59.356	76.843	58 - James McLAREN

Clerk of the Course.

Orbits

Sig : Time :

Chief Timekeeper : Ian Sharp (SMART Timing)

 Results available at www.speedhive.com and www.smart-timing.co.uk

Printed: 15/04/2018 15:16:19



KMSC National Motorcycle Racing

KMSC Championship 125's

Knockhill 1.267 miles

Race 30 - 5th Race

15/04/2018 14:15

Race (10 Laps) started at 15:03:48

Lap	Time of Day	Lap Tm	S1	S2	S3	S3Spd	SFSpd	Lap	Time of Day	Lap Tm	S1	S2	S3	S3Spd	SFSpd	
(69) Mark BOWRAN																
1	15:04:51.036				17.433	105.515	98.979	4	15:08:37.992	1:11.765	23.507	26.466	21.792	86.368	76.958	
2	15:05:51.513	1:00.477			17.399	103.084	97.682	5	15:09:48.391	1:10.399	23.457	25.578	21.364	84.946	75.233	
3	15:06:51.212	59.699			17.343	104.366	99.125	6	15:10:57.937	1:09.546	23.042	25.740	20.764	85.162	76.432	
4	15:07:51.577	1:00.365			17.732	104.043	98.111	7	15:12:07.921	1:09.984	23.104	26.036	20.844	83.885	78.032	
5	15:08:51.575	59.998			17.580	104.043	99.125	8	15:13:16.914	1:08.993	22.513	25.661	20.819	85.054	76.086	
6	15:09:53.962	1:02.387	20.357	24.469	17.561	106.351	100.310	9	15:14:26.282	1:09.368	22.763	25.654	20.951	85.815	77.491	
7	15:10:54.548	1:00.586			17.511	105.349	98.111	(12) Jimmy MUIR								
8	15:11:54.448	59.900			17.504	104.529	98.833	1	15:05:03.782			26.760	20.967	87.494	79.511	
9	15:12:54.431	59.983			17.346	104.856	99.863	2	15:06:15.018	1:11.236			20.807	86.479	79.890	
10	15:13:54.483	1:00.052			17.390	104.856	99.566	3	15:07:25.700	1:10.682			20.733	87.380	79.323	
								4	15:08:37.779	1:12.079			21.772	87.266	77.047	
								5	15:09:49.174	1:11.395			20.906	87.380	79.043	
								6	15:10:59.547	1:10.373			20.608	87.952	79.700	
								7	15:12:09.372	1:09.825			20.525	86.814	79.230	
								8	15:13:19.197	1:09.825			20.543	87.153	78.032	
								9	15:14:29.272	1:10.075	23.483	26.122	20.470	87.266	79.323	
(58) James McLAREN																
1	15:04:52.366			22.986	17.850	100.011	89.836	(16) Mia KELLAS								
2	15:05:53.035	1:00.669	20.027	22.916	17.726	99.419	90.809	1	15:05:08.164				22.187	79.230	70.050	
3	15:06:52.888	59.853	19.858	22.708	17.287	102.142	93.355	2	15:06:20.215	1:12.051			21.297	79.606	71.620	
4	15:07:52.799	59.911	19.837	22.660	17.414	101.832	92.435	3	15:07:34.560	1:14.345	23.700	27.983	22.662	80.368	68.199	
5	15:08:52.155	59.356	19.578	22.527	17.251	101.832	95.053	4	15:08:48.050	1:13.490			21.838	75.742	70.863	
6	15:09:53.509	1:01.354	20.066	23.771	17.517	101.987	91.303	5	15:10:02.355	1:14.305			22.640	80.081	69.183	
7	15:10:54.567	1:01.058	19.876	23.625	17.557	99.863	90.564	6	15:11:16.756	1:14.401			22.540	73.102	67.991	
8	15:11:54.790	1:00.223			17.427	102.611	92.435	7	15:12:29.959	1:13.203			21.166	79.323	72.004	
9	15:12:54.452	59.662		22.653	17.281	102.768	94.120	8	15:13:42.221	1:12.262			22.013	79.417	68.899	
10	15:13:55.120	1:00.668	20.254	22.924	17.490	103.561	93.988	9	15:14:54.139	1:11.918			21.623	81.938	69.831	
(22) Ross MAGUIRE																
1	15:04:57.902				19.354	86.590	78.950	(55) Owen PATERSON								
2	15:06:02.951	1:05.049	21.574	24.398	19.077	88.532	80.561	1	15:05:06.797				27.905	21.638	87.722	
3	15:07:07.490	1:04.539			19.222	88.068	79.795	2	15:06:19.170	1:12.373	23.994	27.222	21.157	87.380	80.658	
4	15:08:12.228	1:04.738			19.238	85.706	79.417	3	15:07:33.024	1:13.854	24.358	27.655	21.841	87.722	79.511	
5	15:09:16.597	1:04.369			19.029	89.477	79.323	4	15:08:46.166	1:13.142	24.042	27.409	21.691	87.380	78.123	
6	15:10:20.431	1:03.834			18.937	89.358	79.136	5	15:10:01.054	1:14.888	24.893	28.093	21.902	86.927	78.857	
7	15:11:24.580	1:04.149			18.883	86.814	75.914	6	15:11:16.176	1:15.122	25.206	27.998	21.918	83.989	78.765	
8	15:12:29.596	1:05.016			19.042	88.532	80.272	7	15:12:29.163	1:12.987	24.064	27.640	21.283	87.266	79.511	
9	15:13:33.497	1:03.901			18.666	88.649	80.272	8	15:13:44.641	1:15.478	24.812	28.515	22.151	86.146	78.580	
10	15:14:37.129	1:03.632			18.649	89.002	81.244	9	15:15:00.068	1:15.427	24.931	28.319	22.177	86.035	77.313	
(99) Marc GIBSON																
1	15:04:58.684				19.169	95.459	86.814	(33) Declan CONNELL								
2	15:06:05.438	1:06.754			19.205	90.932	87.952	1	15:05:00.287				19.739	82.442		
3	15:07:13.498	1:08.060			20.206	94.120	84.946	2	15:06:07.499	1:07.212			19.770	82.039		
4	15:08:21.851	1:08.353			19.742	93.595	87.040	3	15:07:14.731	1:07.232			19.849	81.739		
5	15:09:29.305	1:07.454			19.552	95.323	83.675	4	15:08:22.327	1:07.596			19.897	83.157		
6	15:10:37.750	1:08.445			19.731	93.857	84.625	5	15:09:29.785	1:07.458			20.031	82.139		
7	15:11:45.259	1:07.509			19.016	95.868	86.257	6	15:10:37.891	1:08.106			20.225	81.739		
8	15:12:53.164	1:07.905			19.543	94.518	86.702	7	15:11:45.796	1:07.905			19.886	82.139		
9	15:14:00.009	1:06.845			19.034	95.053	87.380	8	15:12:54.169	1:08.373			20.029	81.244		
								9	15:14:01.662	1:07.493			19.845	81.048		
(122) Logan TURNER																
1	15:05:03.189				22.254	83.571	73.664	(27) Jordan HAY								
2	15:06:11.916	1:08.727			20.429	84.839	76.694	1	15:05:04.097				26.597	20.987	85.925	
3	15:07:19.524	1:07.608			20.394		76.259	2	15:06:15.555	1:11.458	23.927	26.458	21.073	84.732	78.397	
4	15:08:27.054	1:07.530			20.159		76.172	3	15:07:26.227	1:10.672	23.383	26.341	20.948	84.946	78.032	
5	15:09:34.114	1:07.060			19.945	85.487	76.519									
6	15:10:41.036	1:06.922			19.911	84.732	76.000									
7	15:11:47.840	1:06.804			19.991		77.047									
8	15:12:54.650	1:06.810			20.020		77.941									
9	15:14:03.469	1:08.819			20.217	85.270	77.047									

Clerk of the Course.

Orbits

Sig : _____ Time : _____
 Chief Timekeeper : Ian Sharp (SMART Timing)
 Results available at www.speedhive.com and www.smart-timing.co.uk



**KMSC National Motorcycle Racing****Lapchart****KMSC Championship 125's****Knockhill 1.267 miles****Race 30 - 5th Race****15/04/2018 14:15****Race (10 Laps) started at 15:03:48**

Competitors	Laps										
	1	2	3	4	5	6	7	8	9	10	
Mark BOWRAN (69)	1	69	69	69	69	69	58	69	69	69	69
James McLAREN (58)	2	58	58	58	58	58	69	58	58	58	58
Ross MAGUIRE (22)	3	22	22	22	22	22	22	22	22	22	22
Marc GIBSON (99)	4	99	99	99	99	99	99	99	99	99	99
Declan CONNELL (33)	5	33	33	33	33	33	33	33	33	33	33
Logan TURNER (122)	6	122	122	122	122	122	122	122	122	122	122
Jimmy MUIR (12)	7	12	12	12	12	27	27	27	27	27	27
Jordan HAY (27)	8	27	27	27	27	12	12	12	12	12	12
Owen PATERSON (55)	9	55	55	55	55	55	55	55	16	16	16
Mia KELLAS (16)	10	16	16	16	16	16	16	16	55	55	55
-	11										

Clerk of the Course.

Sig : Time :

Chief Timekeeper : Ian Sharp (SMART Timing)

Results available at www.speedhive.com and www.smart-timing.co.uk

Printed: 15/04/2018 15:17:07

Orbits



Race Results

KMSC National Motorcycle Racing

Sorted on Laps

KMSC Championship Formula 600's

Knockhill 1.267 miles

Race 31 - 3rd Race

15/04/2018 14:30

Race (10 Laps) started at 15:20:39

Pos	No.	Name	Make/Model	CC	Class	Laps	Total Tm	Diff	Best Tm	In Lap	Avg. Speed
1	12	William MONIE	Suzuki	GSXR600	S6	10	8:44.057		51.981	9	87.034
2	69	Rory SKINNER	Kawasaki	ZX6R	S6	10	8:44.883	0.826	51.918	6	86.897
3	64	Sam MUNRO	Kawasaki	ZX6R 600	S6	10	8:45.666	1.609	51.721	9	86.768
4	1	Bruce BIRNIE	Kawasaki	ZX6	S6	10	8:46.078	2.021	51.714	3	86.700
5	119	Kristopher DUNCAN	Kawasaki	ZX6R 600	S6	10	8:47.752	3.695	51.955	5	86.425
6	2	Lewis PATERSON	Yamaha	R6 600	S6	10	8:56.239	12.182	52.644	6	85.057
7	77	Angus MEARNS	Yamaha	R6 600	S6	10	8:56.552	12.495	52.689	7	85.007
8	38	William BERGIN	Kawasaki	ZX6R 600	S6	10	8:59.192	15.135	52.743	6	84.591
9	26	Alan MacGREGOR	Kawasaki		S6	10	9:00.845	16.788	53.154	8	84.333
10	21	Mike SWANSON	Yamaha	R6 600	S6	10	9:01.479	17.422	53.203	7	84.234
11	8	Jon DICKIE	Yamaha	R6 600	S6	10	9:07.260	23.203	53.347	6	83.344
12	11	Patrick FORMAN	Kawasaki	ZX6R 600	S6	10	9:10.021	25.964	54.304	10	82.926
13	5	Simon SMAIL	Triumph	Daytona 675R	S6	10	9:10.311	26.254	54.143	10	82.882
14	87	Steven ALLISON	Kawasaki	ZX6R 600	S6	10	9:10.726	26.669	53.961	6	82.820
15	27	Andrew DONALD	Kawasaki	ZX6R 600	S6	10	9:17.903	33.846	54.845	6	81.754
16	61	Siobhan FLYNN	Yamaha	R6 600	S6	10	9:27.605	43.548	55.477	9	80.357
17	6	James WILKEN	Yamaha	R6 600	S6	10	9:40.069	56.012	56.987	4	78.630
18	50	Calum JACKSON	Triumph	Daytona 675	S6	9	8:48.976	1 Lap	57.642	4	77.602
19	25	Jim PURVIS	Yamaha	R6 600	S6	9	8:49.757	1 Lap	57.970	4	77.488
20	58	Barry STEWART	Kawasaki	ZX6R 600	S6	9	8:58.540	1 Lap	57.813	6	76.224
21	22	Chris SPELLMAN	Yamaha	R6 600	S6	9	9:07.905	1 Lap	59.775	2	74.921
22	10	Alex PEACOCK	Triumph	Daytona 675R	S6	9	9:10.764	1 Lap	59.824	3	74.533
23	92	Christopher SCOTT	Yamaha	R6 600	S6	9	9:20.348	1 Lap	1:00.383	2	73.258

Not classified

DNF	7	Peter DUNCAN	Triumph	Daytona 675R	S6	9	8:42.972	DNF	56.525	6	78.493
DNF	28	Paul BOWERBANK	Yamaha	R6 600	S6	6	5:47.952	DNF	55.109	3	78.650
DNF	47	Steven HADDOW	Kawasaki	ZX6R 600	S6	1	1:18.347	DNF		0	58.217
DNS	37	Kevin MONAGHAN			S6			DNS		0	-
DNS	48	Mark FARRELL	Yamaha	R6 600	S6			DNS		0	-
DNS	33	Tommy MacGOWAN	Yamaha	R6 600	S6			DNS		0	-

Margin of Victory	Avg. Speed	Best Lap Tm	Best Speed	Best Lap by
0.826	87.034	51.714	88.198	1 - Bruce BIRNIE

Clerk of the Course.

Orbits

Sig : Time :

Chief Timekeeper : Ian Sharp (SMART Timing)

 Results available at www.speedhive.com and www.smart-timing.co.uk

Printed: 15/04/2018 15:34:06



KMSC National Motorcycle Racing

KMSC Championship Formula 600's

Knockhill 1.267 miles

Race 31 - 3rd Race

15/04/2018 14:30

Race (10 Laps) started at 15:20:39

Lap	Time of Day	Lap Tm	S1	S2	S3	S3Spd	SFSpd
3	15:23:28.247	54.400	18.146	20.594	15.660	122.459	118.147
4	15:24:22.729	54.482	18.219	20.453	15.810	126.380	119.409
5	15:25:17.526	54.797	18.183	20.878	15.736	124.504	119.835
6	15:26:11.672	54.146	18.029	20.428	15.689	125.201	116.912
7	15:27:06.132	54.460	18.182	20.796	15.482	124.735	118.775
8	15:28:00.774	54.642	18.523	20.613	15.506	124.968	118.565
9	15:28:55.391	54.617	18.288	20.581	15.748	124.044	118.775
10	15:29:49.534	54.143	18.078	20.445	15.620	122.236	119.196

Lap	Time of Day	Lap Tm	S1	S2	S3	S3Spd	SFSpd
6	15:26:33.902	58.036			16.398	121.572	115.305
7	15:27:31.928	58.026			16.338	120.265	115.305
8	15:28:30.556	58.628			17.179	120.915	112.220
9	15:29:28.980	58.424			16.209	122.459	115.703

(58) Barry STEWART

1	15:21:46.568				17.466	121.792	115.903
2	15:22:46.248	59.680			17.060	122.683	113.742
3	15:23:45.286	59.038			16.669	121.572	113.935
4	15:24:44.081	58.795			16.753	122.459	113.549
5	15:25:42.775	58.694			16.755	122.236	115.504
6	15:26:40.588	57.813			16.442	123.360	115.107
7	15:27:38.885	58.297			16.606	122.908	112.408
8	15:28:38.087	59.202			16.637	122.236	115.107
9	15:29:37.763	59.676			17.296	111.290	114.714

(22) Chris SPELLMAN

1	15:21:45.940				17.637	115.703	109.118
2	15:22:45.715	59.775			17.200	115.305	109.653
3	15:23:45.650	59.935			17.062	115.504	109.653
4	15:24:45.829	1:00.179			17.159	115.305	109.296
5	15:25:46.132	1:00.303			17.041	116.304	109.296
6	15:26:46.506	1:00.374			17.070	115.305	108.588
7	15:27:46.678	1:00.172			16.895	116.912	109.474
8	15:28:47.122	1:00.444			17.013	117.526	111.290
9	15:29:47.128	1:00.006			17.368	117.116	110.193

(10) Alex PEACOCK

1	15:21:46.055				17.143	119.196	113.935
2	15:22:46.936	1:00.881	21.118	22.734	17.029	118.775	114.714
3	15:23:46.760	59.824	20.082	22.699	17.043	117.733	111.660
4	15:24:47.050	1:00.290	20.237	23.038	17.015		110.922
5	15:25:46.990	59.940	20.012	22.652	17.276		108.941
6	15:26:47.175	1:00.185			17.158		109.118
7	15:27:47.684	1:00.509		22.847	17.018	114.714	110.012
8	15:28:48.943	1:01.259			17.302	115.305	108.588
9	15:29:49.987	1:01.044			17.272	115.504	111.290

(92) Christopher SCOTT

1	15:21:47.388				17.856	119.835	114.129
2	15:22:47.771	1:00.383			17.148	118.775	114.518
3	15:23:48.860	1:01.089			17.409	118.356	113.166
4	15:24:50.773	1:01.913	20.556	23.773	17.584	119.835	112.597
5	15:25:52.166	1:01.393			17.497	119.409	113.742
6	15:26:54.326	1:02.160			17.107	119.835	112.786
7	15:27:55.596	1:01.270			17.271	118.565	112.408
8	15:28:57.771	1:02.175			18.161	117.321	111.660
9	15:29:59.571	1:01.800			17.663	119.621	114.323

(7) Peter DUNCAN

1	15:21:42.254				16.650	123.133	115.504
2	15:22:39.285	57.031			16.403	124.044	116.912
3	15:23:36.469	57.184			16.644	123.360	113.357
4	15:24:33.057	56.588			16.237	124.273	116.304
5	15:25:29.742	56.685	18.609	21.361	16.715	122.459	115.703
6	15:26:26.267	56.525			16.256	123.815	115.703
7	15:27:23.360	57.093			16.611	123.360	114.714
8	15:28:20.255	56.895			16.535	123.133	114.910
9	15:29:22.195	1:01.940			20.473	122.236	36.711

(28) Paul BOWERBANK

1	15:21:40.955				16.339	124.273	117.321
2	15:22:36.269	55.314			16.014	124.044	116.709
3	15:23:31.378	55.109			16.031	124.968	116.506
4	15:24:27.398	56.020			16.473	124.044	116.304
5	15:25:23.088	55.690			16.283	123.133	115.504
6	15:26:27.175	1:04.087			23.182	120.697	36.255

(47) Steven HADDOW

1	15:21:57.570				26.846	24.131	79.985	37.015
---	--------------	--	--	--	---------------	---------------	---------------	---------------

(87) Steven ALLISON

1	15:21:39.827		21.492	15.970	120.480	115.107	
2	15:22:34.396	54.569	18.211	20.664	15.694	122.236	115.703
3	15:23:28.493	54.097	17.924	20.395	15.778	123.360	116.709
4	15:24:23.207	54.714	18.244	20.584	15.886	123.133	116.506
5	15:25:18.011	54.804	17.938	20.806	16.060	121.572	114.910
6	15:26:11.972	53.961	17.714	20.473	15.774		115.504
7	15:27:06.574	54.602	18.068	20.910	15.624	122.014	116.103
8	15:28:01.242	54.668	18.264	20.676	15.728		115.107
9	15:28:55.677	54.435	17.990	20.571	15.874		116.304
10	15:29:49.949	54.272	18.011	20.507	15.754	122.014	115.504

(27) Andrew DONALD

1	15:21:40.380		21.573	16.219	121.352	116.912	
2	15:22:35.514	55.134	18.360	20.844	15.930	118.775	116.304
3	15:23:30.732	55.218			15.923	120.697	115.107
4	15:24:26.284	55.552			16.095	120.697	114.323
5	15:25:21.416	55.132			15.916	120.265	114.714
6	15:26:16.261	54.845			15.934	119.835	113.742
7	15:27:11.510	55.249			15.970	118.775	114.910
8	15:28:06.585	55.075			15.935	119.835	114.518
9	15:29:01.638	55.053	18.410	20.685	15.958	120.480	115.504
10	15:29:57.126	55.488	18.447	21.091	15.950	119.621	115.107

(61) Stobhan FLYNN

1	15:21:42.587		22.034	16.322	124.044	118.356	
2	15:22:39.539	56.952			16.167	124.968	120.697
3	15:23:36.552	57.013	19.509	21.587	15.917	125.670	120.049
4	15:24:32.514	55.962			16.110	125.201	116.506
5	15:25:28.245	55.731			15.750	124.504	118.985
6	15:26:24.188	55.943	18.503	21.513	15.927	123.815	118.147
7	15:27:20.248	56.060			15.856	125.435	118.775
8	15:28:15.741	55.493		21.125	15.843	126.142	118.147
9	15:29:11.218	55.477			15.963	125.905	118.356
10	15:30:06.828	55.610			15.943	124.044	118.985

(6) James WILKEN

1	15:21:41.744		22.074	16.422	123.360	117.321	
2	15:22:38.875	57.131	19.436	21.394	16.301	122.908	116.912
3	15:23:36.838	57.963	19.901	21.628	16.434	122.014	118.147
4	15:24:33.825	56.987	19.465	21.349	16.173	123.815	117.733
5	15:25:31.377	57.552	19.464	21.561	16.527	114.714	117.116
6	15:26:28.662	57.285	19.431	21.528	16.326	122.683	116.709
7	15:27:26.310	57.648	19.282	21.636	16.730	119.835	115.504
8	15:28:24.191	57.881	19.777	21.528	16.576	118.775	115.504
9	15:29:22.173	57.982	19.629	21.411	16.942	123.133	114.129
10	15:30:19.292	57.119	19.354	21.428	16.337	120.697	116.103

(50) Calum JACKSON

1	15:21:44.340			17.056	116.912	115.504	
2	15:22:43.356	59.016			16.781	121.572	116.506
3	15:23:41.088	57.732			16.514	120.697	116.304
4	15:24:38.730	57.642			16.365	123.133	116.912
5	15:25:36.658	57.928			16.453	120.915	116.912
6	15:26:34.412	57.754			16.398	121.352	117.116
7	15:27:32.263	57.851			16.231	122.459	117.321
8	15:28:30.279	58.016			16.651	121.792	115.903
9	15:29:28.199	57.920			16.483	122.908	117.733

(25) Jim PURVIS

1</

KMSC National Motorcycle Racing

Lapchart

KMSC Championship Formula 600's

Knockhill 1.267 miles

Race 31 - 3rd Race

15/04/2018 14:30

Race (10 Laps) started at 15:20:39

Competitors	Laps										
	1	2	3	4	5	6	7	8	9	10	
William MONIE (12)	1	12	12	12	12	12	12	1	12	12	12
Rory SKINNER (69)	2	69	69	1	69	1	1	12	69	69	69
Sam MUNRO (64)	3	64	1	69	1	69	69	69	1	1	64
Bruce BIRNIE (1)	4	1	64	64	64	64	64	64	64	64	1
Kristopher DUNCAN (119)	5	119	119	119	119	119	119	119	119	119	119
Lewis PATERSON (2)	6	2	2	2	2	2	2	2	2	2	2
Angus MEARNIS (77)	7	77	77	77	77	77	77	77	77	77	77
William BERGIN (38)	8	38	21	21	38	38	38	38	38	38	38
Mike SWANSON (21)	9	21	38	38	21	21	21	21	26	26	26
Alan MacGREGOR (26)	10	26	26	26	26	26	26	26	21	21	21
Patrick FORMAN (11)	11	11	8	8	8	8	8	8	8	8	8
Jon DICKIE (8)	12	8	11	11	11	11	11	11	11	11	11
Simon SMAIL (5)	13	5	5	5	5	5	5	5	5	5	5
Steven ALLISON (87)	14	87	87	87	87	87	87	87	87	87	87
Andrew DONALD (27)	15	27	27	27	27	27	27	27	27	27	27
Paul BOWERBANK (28)	16	28	28	28	28	28	61	61	61	61	61
James WILKEN (6)	17	6	6	7	61	61	7	7	7	6	6
Peter DUNCAN (7)	18	7	7	61	7	7	28	6	6	7	
Siobhan FLYNN (61)	19	61	61	6	6	6	6	25	50	50	
Jim PURVIS (25)	20	25	25	25	25	25	25	50	25	25	
Calum JACKSON (50)	21	50	50	50	50	50	50	58	58	58	
Chris SPELLMAN (22)	22	22	22	58	58	58	58	22	22	22	
Alex PEACOCK (10)	23	10	58	22	22	22	22	10	10	10	
Barry STEWART (58)	24	58	10	10	10	10	10	92	92	92	
Christopher SCOTT (92)	25	92	92	92	92	92	92				
Steven HADDOW (47)	26	47									
-	27										
-	28										
-	29										

Clerk of the Course.

Sig : Time :
Chief Timekeeper : Ian Sharp (SMART Timing)

Results available at www.speedhive.com and www.smart-timing.co.uk

Printed: 15/04/2018 15:35:36

Orbits



Race Results

KMSC National Motorcycle Racing

Sorted on Laps

KMSC Pre-Injection 600's

Knockhill 1.267 miles

Race 32 - 3rd Race

15/04/2018 14:45

Race (10 Laps) started at 15:35:01

Pos	No.	Name	Make/Model	CC	Class	Laps	Total Tm	Diff	Best Tm	In Lap	Avg. Speed
1	41	Kieran MURRAY	Yamaha	R6 600	PI6	10	9:10.831		53.807	3	82.804
2	22	William MASON	Yamaha	R6 600	PI6	10	9:13.577	2.746	54.463	3	82.393
3	60	Dougie BROWN	Yamaha	R6 600	PI6	10	9:27.281	16.450	55.883	3	80.403
4	54	Cameron ROBB	Yamaha	R6 600	PI6	10	9:28.406	17.575	55.731	7	80.244
5	8	Patryk MOTYKA	Yamaha	R6 600	PI6	10	9:29.007	18.176	55.807	8	80.159
6	38	Mark LANGLANDS	Yamaha	R6 600	PI6	10	9:39.074	28.243	56.419	4	78.765
7	11	Ross WATTS	Yamaha	R6 600	PI6	10	9:39.408	28.577	56.278	4	78.720
8	70	Simon HARDY	Yamaha	R6 600	PI6	10	9:39.878	29.047	56.463	3	78.656
9	92	Andrew CRAIGMILE	Yamaha	R6 600	PI6	10	9:40.770	29.939	56.806	9	78.535
10	34	Darren GREENE	Yamaha	R6 600	PI6	10	9:59.779	48.948	58.429	2	76.046
11	95	Michael MacKINNON	Yamaha	R6 600	PI6	10	10:04.924	54.093	59.348	2	75.399
12	93	Lee SEAGER	Yamaha	ZX6R Ninja	PI6	10	10:42.067	1:31.236	59.449	9	71.038
13	21	Andy LOCK	Yamaha	R6 600	PI6	9	9:11.140	1 Lap	59.774	7	74.482
14	888	Joe CAIRNEY	Yamaha	R6 600	PI6	9	9:11.524	1 Lap	58.169	6	74.430
15	126	Martin BULMAN	Honda	CBR600FX	PI6	9	9:21.380	1 Lap	1:00.768	5	73.123
16	66	Derek McGREGOR	Yamaha	R6 5EB	PI6	9	9:26.534	1 Lap	1:00.582	3	72.458
17	23	Paul REID	Honda	CBR600	PI6	9	10:14.933	1 Lap	1:07.105	3	66.755
18	68	Andrew JONES-LOFTING	Honda	CBR600FX	PI6	8	9:24.666	2 Laps	1:08.175	5	64.620

Not classified

DNF	17	Gary WHITEFORD	Kawasaki	ZX6R	PI6	7	6:51.954	DNF	57.959	4	77.503
DNS	15	Jon DICKIE	Yamaha	R6 600	PI6			DNS		0	-
DNS	35	Adrian TEASDALE	Yamaha	R6 600	PI6			DNS		0	-
DNS	31	Darren ANDERSON	Kawasaki	ZXR 600	PI6			DNS		0	-
DNS	73	Fraser CAMERON	Yamaha	R6 600	PI6			DNS		0	-
DNS	168	Paul WISHART	Yamaha	R6 600	PI6			DNS		0	-
DNS	51	Neil MUNRO	Yamaha	R6 600	PI6			DNS		0	-

Margin of Victory	Avg. Speed	Best Lap Tm	Best Speed	Best Lap by
2.746	82.804	53.807	84.768	41 - Kieran MURRAY

Clerk of the Course.

Orbits

Sig : Time :

Chief Timekeeper : Ian Sharp (SMART Timing)

 Results available at www.speedhive.com and www.smart-timing.co.uk

Printed: 15/04/2018 15:48:19



KMSC National Motorcycle Racing

KMSC Pre-Injection 600's

Knockhill 1.267 miles

Race 32 - 3rd Race

15/04/2018 14:45

Race (10 Laps) started at 15:35:01

Lap	Time of Day	Lap Tm	S1	S2	S3	S3Spd	SFSpd	Lap	Time of Day	Lap Tm	S1	S2	S3	S3Spd	SFSpd
(41) Kieran MURRAY															
1	15:36:00.807				15.749	121.133	114.518	1	15:36:05.377				17.138	113.742	109.474
2	15:36:55.095	54.288			15.628	121.352	114.323	2	15:37:03.296	57.919			16.506	114.129	108.588
3	15:37:48.902	53.807			15.504	120.480	112.976	3	15:38:00.475	57.179			16.439	114.323	107.890
4	15:38:42.957	54.055			15.617	120.265	113.742	4	15:38:56.753	56.278			16.522	114.714	108.064
5	15:39:37.503	54.546			15.566	120.049	114.518	5	15:39:53.157	56.404	18.837	21.117	16.450	113.935	108.588
6	15:40:31.893	54.390			15.713	120.049	112.597	6	15:40:50.993	57.836	18.803	22.633	16.400	112.220	107.717
7	15:41:26.226	54.333			15.612	120.480	113.742	7	15:41:47.954	56.961			16.373	114.518	107.717
8	15:42:21.023	54.797			15.753	120.915	113.549	8	15:42:45.545	57.591		21.658	16.749	114.518	107.201
9	15:43:16.443	55.420			15.862	118.985	113.935	9	15:43:43.726	58.181			16.526	111.846	107.890
10	15:44:12.560	56.117			16.070	120.049	110.556	10	15:44:41.137	57.411			16.970	114.910	107.717
(22) William MASON								(70) Simon HARDY							
1	15:35:59.838				15.870	118.565	111.846	1	15:36:03.472				22.017	16.409	117.321
2	15:36:55.066	55.228			15.846	118.147	112.597	2	15:37:00.247	56.775	18.889	21.469	16.417	116.709	111.105
3	15:37:49.529	54.463			15.646	119.835	112.597	3	15:37:56.710	56.463	18.869	21.301	16.293	119.621	113.357
4	15:38:44.133	54.604			15.707	120.049	112.786	4	15:38:53.545	56.835	18.983	21.465	16.387	118.775	111.660
5	15:39:38.963	54.830	18.120	20.950	15.760	120.265	111.660	5	15:39:50.571	57.026	18.931	21.723	16.372	118.147	111.846
6	15:40:33.888	54.925			15.719	119.196	112.786	6	15:40:49.618	59.047	19.553	22.552	16.942	118.565	110.556
7	15:41:28.796	54.908			16.035	118.985	112.220	7	15:41:47.319	57.701	19.369	21.658	16.674	118.147	110.374
8	15:42:23.945	55.149	18.114	21.156	15.879	119.621	112.408	8	15:42:45.028	57.709	19.466	21.474	16.769	118.147	109.474
9	15:43:19.308	55.363			15.978	119.196	113.742	9	15:43:42.981	57.953	19.330	21.952	16.671	118.565	110.012
10	15:44:15.306	55.998		21.061	15.898	118.775	113.935	10	15:44:41.607	58.626	19.154	21.686	17.786	118.565	110.556
(60) Dougie BROWN								(92) Andrew CRAIGMILE							
1	15:36:01.258			21.400	16.506	116.103	110.012	1	15:36:04.504				16.697	116.304	111.660
2	15:36:57.439		18.868	21.114	16.199	117.116	109.118	2	15:37:03.019	58.515			16.634	116.304	110.012
3	15:37:53.322	55.883	18.604	21.192	16.087	117.116	109.474	3	15:38:01.409	58.390	19.533	22.525	16.332	118.775	111.105
4	15:38:49.509	56.187			16.240	116.709	110.374	4	15:38:58.809	57.400	18.961	21.829	16.610	120.049	112.408
5	15:39:46.262	56.753			16.441	115.504	108.238	5	15:39:55.941	57.132			16.594	117.733	109.118
6	15:40:43.048	56.786	18.870	21.473	16.443	116.304	108.941	6	15:40:53.587	57.646		22.010	16.706	112.408	110.012
7	15:41:40.101	57.053			16.464	116.506	110.012	7	15:41:50.570	56.983			16.665	118.565	109.474
8	15:42:36.418	56.317			16.013	119.196	112.976	8	15:42:47.970	57.400	18.809	21.900	16.691	117.116	110.739
9	15:43:32.652	56.234			16.122	119.196	111.846	9	15:43:44.776	56.806			16.328	117.940	110.922
10	15:44:29.010	56.358	18.952	21.242	16.164	118.985	112.597	10	15:44:42.499	57.723			17.750	117.321	107.890
(54) Cameron ROBB								(34) Darren GREENE							
1	15:36:02.566				16.425		113.935	1	15:36:06.048				17.174		108.941
2	15:36:59.308	56.742			16.611		113.742	2	15:37:04.477	58.429			16.893		110.922
3	15:37:55.774	56.466			16.296	122.908	113.357	3	15:38:03.195	58.718			17.254		110.193
4	15:38:52.008	56.234			16.274		113.357	4	15:39:02.007	58.812			16.950		110.012
5	15:39:48.111	56.103			16.318		114.518	5	15:40:01.606	59.599			17.102		109.296
6	15:40:44.433	56.322			16.499	122.459	112.408	6	15:41:00.621	59.015			16.992		110.374
7	15:41:40.164	55.731			16.183	119.835	115.305	7	15:42:01.354	1:00.733			17.516		110.374
8	15:42:36.270	56.106			16.208	119.621	112.220	8	15:43:01.406	1:00.052			17.347		109.653
9	15:43:32.354	56.084			16.263	119.621	111.474	9	15:44:01.505	1:00.099			17.331		108.941
10	15:44:30.135	57.781			17.614	121.792	110.739	10	15:45:01.508	1:00.003			17.734		108.413
(8) Patryk MOTYKA								(95) Michael MacKINNON							
1	15:36:03.116				16.442	118.147	110.922	1	15:36:06.936				17.303	111.105	103.242
2	15:36:59.552	56.436			16.342	117.940	112.033	2	15:37:06.284	59.348			17.299	112.597	104.204
3	15:37:55.856	56.304			16.174	118.356	111.660	3	15:38:05.810	59.526			17.158	110.922	102.926
4	15:38:52.600	56.744			16.373	117.733	110.556	4	15:39:05.531	59.721			17.360	110.556	100.762
5	15:39:48.900	56.300			16.184	118.356	111.105	5	15:40:05.565	1:00.034			17.578	108.941	101.524
6	15:40:45.730	56.830			16.359	117.733	111.290	6	15:41:05.315	59.750			17.340	111.105	101.524
7	15:41:42.543	56.813			16.101	119.621	110.012	7	15:42:05.332	1:00.017			17.503	109.296	101.218
8	15:42:38.350	55.807			16.020	116.709	111.105	8	15:43:05.251	59.919	20.071	22.693	17.155	110.374	102.142
9	15:43:34.164	55.814			16.040	118.985	111.660	9	15:44:06.017	1:00.766			17.309	106.183	103.242
10	15:44:30.736	56.572			16.304	117.526	111.474	10	15:45:06.653	1:00.636			17.708	107.372	102.454
(38) Mark LANGLANDS								(93) Lee SEAGER							
1	15:36:05.323				16.907	115.305	108.238	1	15:36:09.968				23.906	17.833	111.105
2	15:37:02.920	57.597			16.593	115.107	109.118	2	15:37:10.399	1:00.431	19.991	22.870	17.570	112.597	106.859
3	15:37:59.502	56.582			16.261	115.305	107.544	3	15:38:11.150	1:00.751	19.876	23.010	17.865	111.846	96.976
4	15:38:55.921	56.419			16.267	114.518	107.544	4	15:39:11.293	1:00.143	20.126	22.752	17.265	112.220	105.515
5	15:39:52.629	56.708			16.540	114.910	57.378	5	15:40:11.611	1:00.318	19.825	23.211	17.282	109.474	106.520
6	15:40:51.154	58.525			16.343	112.033	108.064	6	15:41:11.903	1:00.292	19.864	23.241	17.187	113.357	106.351
7	15:41:48.180	57.026			16.397	114.910	106.183	7	15:42:11.585	59.682	19.958	22.599	17.125	112.786	104.856
8	15:42:45.400	57.220			16.492	114.518	108.238	8	15:43:13.091	1:01.506	19.988	24.194	17.324	109.296	105.349
9	15:43:44.106	58.706			16.768	110.739	106.689	9	15:44:12.540	59.449	19.888	22.564	16.997	113.742	105.515
10	15:44:40.803	56.697			16.557	116.103	107.544	10	15:45:43.796	1:31.256	25.015	36.628	29.613	71.543	30.338
(11) Ross WATTS								(21) Andy LOCK							
1	15:36:07.962							1	15:36:07.962				17.626	114.910	109.474
2	15:37:08.177	1:00.215						2	15:37:08.177	1:00.215			17.064	114.910	110.374

Clerk of the Course.

Sig : _____ Time : _____
 Chief Timekeeper : Ian Sharp (SMART Timing)
 Results available at www.speedhive.com and www.smart-timing.co.uk



KMSC National Motorcycle Racing

KMSC Pre-Injection 600's

Knockhill 1.267 miles

Race 32 - 3rd Race

15/04/2018 14:45

Race (10 Laps) started at 15:35:01

Lap	Time of Day	Lap Tm	S1	S2	S3	S3Spd	SFSpd	Lap	Time of Day	Lap Tm	S1	S2	S3	S3Spd	SFSpd
3	15:38:09.032	1:00.855			17.300	116.103	110.374								
4	15:39:09.677	1:00.645			17.167	114.323	110.012								
5	15:40:10.993	1:01.316			17.300	116.103	109.118								
6	15:41:11.784	1:00.791			17.385	114.910	110.012								
7	15:42:11.558	59.774			16.886	116.103	110.922								
8	15:43:13.077	1:01.519			16.895	113.742	110.556								
9	15:44:12.869	59.792			16.561	116.709	110.556								
(888) Joe CAIRNEY															
1	15:36:10.465			23.741	18.152	109.832	111.660								
2	15:37:12.098	1:01.633	20.808	23.107	17.718	108.764	112.976								
3	15:38:13.604	1:01.506	20.729	23.158	17.619	107.201	109.296								
4	15:39:14.406	1:00.802	20.882	22.522	17.398		110.922								
5	15:40:14.342	59.936	20.352	22.492	17.092	116.709	111.474								
6	15:41:12.511	58.169	19.741	21.897	16.531		114.323								
7	15:42:12.122	59.611	20.148	22.902	16.561	119.409	114.323								
8	15:43:13.717	1:01.595	19.946	24.442	17.207		110.374								
9	15:44:13.253	59.536	19.963	22.807	16.766	113.357	114.323								
(126) Martin BULMAN															
1	15:36:10.313				18.248	109.474	109.118								
2	15:37:12.090	1:01.777			17.893	114.323	108.941								
3	15:38:13.052	1:00.962			17.457	115.504	110.922								
4	15:39:13.957	1:00.905			17.638	116.103	109.296								
5	15:40:14.725	1:00.768			17.438	114.714	111.290								
6	15:41:15.942	1:01.217			17.644	114.129	108.764								
7	15:42:16.963	1:01.021			17.834	113.935	108.238								
8	15:43:18.927	1:01.964			18.204	108.941	107.544								
9	15:44:23.109	1:04.182			18.007	112.786	103.561								
(66) Derek McGREGOR															
1	15:36:14.668			25.468	18.859	110.193	98.398								
2	15:37:16.345	1:01.677	20.523	23.303	17.851	113.742	105.184								
3	15:38:16.927	1:00.582	20.306	22.806	17.470	111.290	106.351								
4	15:39:20.124	1:03.197	21.158	23.601	18.438	104.366	105.515								
5	15:40:21.693	1:01.569	20.527	23.409	17.633	110.922	105.184								
6	15:41:23.042	1:01.349	20.653	23.074	17.622	112.786	104.366								
7	15:42:25.697	1:02.655	20.988	23.875	17.792	110.739	106.015								
8	15:43:27.300	1:01.603	20.596	23.512	17.495	110.012	106.859								
9	15:44:28.263	1:00.963	20.360	23.176	17.427	113.357	103.242								
(23) Paul REID															
1	15:36:15.325				19.880		103.721								
2	15:37:22.598	1:07.273			19.428		102.926								
3	15:38:29.703	1:07.105			18.973		102.142								
4	15:39:37.132	1:07.429			19.487		101.066								
5	15:40:44.718	1:07.586			19.297		105.681								
6	15:41:52.748	1:08.030			19.711		104.204								
7	15:43:01.220	1:08.472			19.351	101.371	103.084								
8	15:44:08.901	1:07.681			19.432		102.926								
9	15:45:16.662	1:07.761			19.705		96.836								
(68) Andrew JONES-LOFTING															
1	15:36:15.385			25.936	19.467	101.066	95.188								
2	15:37:25.034	1:09.649	24.095	26.144	19.410	96.836	96.281								
3	15:38:34.729	1:09.695	24.696	25.821	19.178	102.142	93.595								
4	15:39:46.509	1:11.780	25.961	26.826	18.993	100.310	93.988								
5	15:40:54.684	1:08.175	23.068	25.408	19.699	99.714	87.494								
6	15:42:05.427	1:10.743	24.473	26.044	20.226	96.281	91.427								
7	15:43:16.639	1:11.212	23.329	27.942	19.941	97.257	89.716								
8	15:44:26.395	1:09.756	23.703	26.207	19.846	101.218	89.120								
(17) Gary WHITEFORD															
1	15:36:04.307				16.988		110.556								
2	15:37:02.390	58.083			16.645		109.118								
3	15:38:00.655	58.265			16.906		110.374								
4	15:38:58.614	57.959			16.652		110.012								
5	15:39:56.840	58.226			16.819		110.193								
6	15:40:55.000	58.160					111.105								
7	15:41:53.683	58.683			16.898		110.193								

Clerk of the Course.

Sig : Time :

Chief Timekeeper : Ian Sharp (SMART Timing)

Results available at www.speedhive.com and www.smart-timing.co.uk

Printed: 15/04/2018 15:48:40

Orbits



KMSC National Motorcycle Racing

Lapchart

KMSC Pre-Injection 600's

Knockhill 1.267 miles

Race 32 - 3rd Race

15/04/2018 14:45

Race (10 Laps) started at 15:35:01

Competitors	Laps										
	1	2	3	4	5	6	7	8	9	10	
William MASON (22)	1	22	22	41	41	41	41	41	41	41	41
Kieran MURRAY (41)	2	41	41	22	22	22	22	22	22	22	22
Dougie BROWN (60)	3	60	60	60	60	60	60	60	54	54	60
Cameron ROBB (54)	4	54	54	54	54	54	54	54	60	60	54
Patryk MOTYKA (8)	5	8	8	8	8	8	8	8	8	8	8
Simon HARDY (70)	6	70	70	70	70	70	70	70	70	70	38
Gary WHITEFORD (17)	7	17	17	38	38	38	11	11	38	11	11
Andrew CRAIGMILE (92)	8	92	38	11	11	11	38	38	11	38	70
Mark LANGLANDS (38)	9	38	92	17	17	92	92	92	92	92	92
Ross WATTS (11)	10	11	11	92	92	17	17	17	34	34	34
Darren GREENE (34)	11	34	34	34	34	34	34	34	95	95	95
Michael MacKINNON (95)	12	95	95	95	95	95	95	95	21	93	93
Andy LOCK (21)	13	21	21	21	21	21	21	21	93	21	
Lee SEAGER (93)	14	93	93	93	93	93	93	93	888	888	
Martin BULMAN (126)	15	126	126	126	126	888	888	888	126	126	
Joe CAIRNEY (888)	16	888	888	888	888	126	126	126	66	66	
Derek McGREGOR (66)	17	66	66	66	66	66	66	66	23	23	
Paul REID (23)	18	23	23	23	23	23	23	23	68		
Andrew JONES-LOFTING (68)	19	68	68	68	68	68	68				
-	20										
-	21										
-	22										
-	23										
-	24										
-	25										

Clerk of the Course.

Orbits

Sig : Time :

Chief Timekeeper : Ian Sharp (SMART Timing)

 Results available at www.speedhive.com and www.smart-timing.co.uk

Printed: 15/04/2018 15:49:08



Race Results

KMSC National Motorcycle Racing

Sorted on Laps

KMSC Championship Lightweights

Knockhill 1.267 miles

Race 33 - 3rd Race

15/04/2018 15:00

Race (10 Laps) started at 15:52:22

Pos	No.	Name	Make/Model	CC	Class	Laps	Total Tm	Diff	Best Tm	In Lap	Avg. Speed
1	31	Torquil PATERSON	Suzuki	SV650	SL	10	9:09.311		54.252	2	83.033
2	34	Kenneth THIRLWALL	Kawasaki	ER6	SL	10	9:20.570	11.259	55.309	10	81.365
3	21	Grant REID	Kawasaki	ER6	SL	10	9:20.818	11.507	55.122	10	81.329
4	93	William HOLLAND	Suzuki	SV650	SL	10	9:26.602	17.291	55.875	2	80.499
5	66	Kevin WATRET	Kawasaki	ER6	SL	10	9:38.235	28.924	56.466	8	78.880
6	4	Alan GIBSON	Suzuki	SV650	SL	10	9:39.386	30.075	57.179	8	78.723
7	800	Gordon CLARK	Kawasaki	ER6 650	SL	10	9:48.283	38.972	58.041	4	77.532
8	74	Christine WATSON	Kawasaki	ER6	SL	10	9:52.575	43.264	58.294	9	76.971
9	39	Stuart HAMILTON	Suzuki	SV650	SL	10	9:58.752	49.441	58.956	9	76.177
10	38	Adon DAVIE	Moriwaki	RS125	SL	10	10:01.795	52.484	59.241	10	75.791
11	15	Finlay MILNE	Suzuki	SV650	SL	9	9:18.503	1 Lap	1:00.822	9	73.500

Not classified

DNF	22	Allan BROWN	Suzuki	SV650	SL	4	4:07.710	DNF	1:00.628	2	73.652
DNS	2	Greg HAYLOTT	Kawasaki	ER6 600	SL			DNS		0	-
DNS	16	Gerry KEIRNAN	Kawasaki	ER6	SL			DNS		0	-
DNS	54	Ryan GIBSON	Suzuki	SV650	SL			DNS		0	-
DNS	278	Paul MARSHALL	Kawasaki	ER6	SL			DNS		0	-
DNS	155	Scott CAMPBELL	Kawasaki	ER6 650	SL			DNS		0	-
DNS	13	Andrew BARTON	Kawasaki	ER650	SL			DNS		0	-
DNS	55	Tom ROBINSON	Aprilia	RSV 450	SL			DNS		0	-
DNS	88	Lewis NICOL	Suzuki	SV650	SL			DNS		0	-
DNS	90	David McNAIRN	Suzuki	SV650	SL			DNS		0	-

Announcements

New Track Record (54.252) for KMSC Scottish Lightweights by Torquil PATERSON.

Margin of Victory	Avg. Speed	Best Lap Tm	Best Speed	Best Lap by
11.259	83.033	54.252	84.072	31 - Torquil PATERSON

Clerk of the Course.

Orbits

Sig : Time :

Chief Timekeeper : Ian Sharp (SMART Timing)

 Results available at www.speedhive.com and www.smart-timing.co.uk

Printed: 15/04/2018 16:03:23



KMSC National Motorcycle Racing

KMSC Championship Lightweights

Knockhill 1.267 miles

Race 33 - 3rd Race

15/04/2018 15:00

Race (10 Laps) started at 15:52:22

Lap	Time of Day	Lap Tm	S1	S2	S3	S3Spd	SFSpd	Lap	Time of Day	Lap Tm	S1	S2	S3	S3Spd	SFSpd
(31) Torquill PATERSON								(74) Christine WATSON							
1	15:53:19.030				16.094	110.739	103.402	1	15:53:24.221			22.426	16.816	113.549	106.689
2	15:54:13.282	54.252			15.912	112.786	104.043	2	15:54:22.814	58.593	19.497	22.241	16.855	114.323	106.183
3	15:55:07.772	54.490			15.944	112.976	104.366	3	15:55:21.450	58.636	19.445	22.172	17.019	113.549	104.204
4	15:56:02.154	54.382			15.969	112.786	103.561	4	15:56:19.491	58.041	19.681	21.718	16.642	113.742	106.183
5	15:56:56.555	54.401			15.944	113.549	103.721	5	15:57:17.803	58.312	19.442	22.005	16.865	113.742	106.520
6	15:57:51.424	54.869			15.965	112.597	104.043	6	15:58:17.871	1:00.068	20.553	22.798	16.717	112.976	106.351
7	15:58:46.174	54.750			15.991	112.408	104.043	7	15:59:16.067	58.196	19.480	22.008	16.708	114.323	106.859
8	15:59:41.019	54.845			16.064	112.786	104.366	8	16:00:14.195	58.128	19.398	21.986	16.744	113.935	106.351
9	16:00:36.283	55.264			16.151	112.220	103.721	9	16:01:12.260	58.065	19.230	22.057	16.778	113.935	106.859
10	16:01:31.379	55.096			16.180	112.220	104.529	10	16:02:10.351	58.091	19.339	22.169	16.583	113.742	106.351
(34) Kenneth THIRLWALL								(93) William HOLLAND							
1	15:53:21.823				16.366	112.220	105.681	1	15:53:25.661				17.078	113.549	109.832
2	15:54:17.687	55.864			16.245	113.357	106.520	2	15:54:24.127	58.466			16.775	114.518	108.064
3	15:55:13.748	56.061			16.496	112.786	104.204	3	15:55:23.992	59.865			17.061	110.739	107.201
4	15:56:09.148	55.400			16.080	112.976	106.015	4	15:56:22.973	58.981			16.854	113.166	107.372
5	15:57:04.554	55.406	18.471	20.857	16.078	111.660	104.043	5	15:57:21.675	58.702			16.851	113.357	107.544
6	15:58:00.093	55.539			16.075	112.033	104.366	6	15:58:20.775	59.100			16.760	113.549	108.064
7	15:58:56.060	55.967			16.064	111.290	104.529	7	15:59:19.216	58.441			16.821	114.323	108.413
8	15:59:51.807	55.747	18.741	20.733	16.273	111.660	103.561	8	16:00:17.911	58.695			17.042	112.786	108.238
9	16:00:47.329	55.522			16.098	111.105	105.184	9	16:01:16.205	58.294			17.016	113.357	108.588
10	16:01:42.638	55.309			16.218	111.290	104.529	10	16:02:14.643	58.438			16.839	113.166	107.372
(21) Grant REID								(39) Stuart HAMILTON							
1	15:53:20.726			21.580	16.136	116.103	110.374	1	15:53:25.496				17.090	108.238	101.832
2	15:54:17.001	56.275	18.724	21.357	16.194	117.526	110.739	2	15:54:25.799	1:00.303			17.194	108.941	101.371
3	15:55:12.873	55.872	18.438	21.261	16.173	118.147	105.681	3	15:55:25.301	59.502			17.142	108.064	100.762
4	15:56:08.936	56.063	18.499	21.460	16.104	117.733	109.296	4	15:56:25.014	59.713			17.135	108.238	100.011
5	15:57:04.973	56.037	18.882	21.150	16.005	119.621	110.922	5	15:57:24.336	59.322			17.191	107.717	100.460
6	15:58:00.426	55.453	18.513	21.204	15.736	118.147	112.408	6	15:58:24.238	59.902			17.188	107.030	101.678
7	15:58:56.457	56.031	18.951	21.032	16.048	118.565	109.118	7	15:59:23.501	59.263			17.102	107.544	101.678
8	15:59:51.920	55.463	18.499	20.973	15.991	118.147	111.846	8	16:00:22.483	58.982			16.956	107.890	101.066
9	16:00:47.764	55.844	18.732	21.081	16.031	118.147	108.764	9	16:01:21.439	58.956			17.054	108.238	100.460
10	16:01:42.886	55.122	18.286	21.199	15.637	117.940	111.846	10	16:02:20.820	59.381			17.194	108.764	100.310
(66) Kevin WATRET								(15) Finlay MILNE							
1	15:53:23.404				16.547	115.703	110.556	1	15:53:28.097				17.627	101.832	91.427
2	15:54:20.676	57.272			16.424	114.910	109.118	2	15:54:26.727	59.630	19.844	22.351	17.435	100.011	91.427
3	15:55:17.855	57.179			16.526	115.305	108.064	3	15:55:26.181	59.454	19.694	22.302	17.458	99.272	91.552
4	15:56:15.304	57.449			16.509	115.107	107.372	4	15:56:25.971	59.790			17.364	98.398	92.818
5	15:57:06.529	56.372	18.485	21.645	16.242	112.976	105.184	5	15:57:25.370	59.399			17.641	100.310	92.181
6	15:58:03.222	56.693	18.635	21.691	16.367	113.166	105.681	6	15:58:25.179	59.809			17.521	98.543	92.690
7	15:58:59.779	56.557	18.487	21.760	16.310	111.290	105.349	7	15:59:25.077	59.898			18.055	100.460	91.552
8	15:59:55.948	56.169	18.467	21.550	16.152	113.166	105.349	8	16:00:24.788	59.711			17.844	99.419	91.552
9	16:00:52.164	56.216	18.517	21.475	16.224	112.220	105.515	9	16:01:24.622	59.834			17.810	99.125	91.552
10	16:01:48.670	56.506	18.701	21.554	16.251	112.408	105.184	10	16:02:23.863	59.241			17.608	99.272	91.179
(4) Alan GIBSON								(22) Allan BROWN							
1	15:53:23.224				16.539	110.193	105.349	1	15:53:26.982				17.677	98.398	91.179
2	15:54:21.376	58.152			16.621	111.846	104.529	2	15:54:27.610	1:00.628			17.799	98.543	89.477
3	15:55:18.888	57.512			16.558	111.290	104.204	3	15:55:28.579	1:00.969			17.808	96.281	89.002
4	15:56:16.541	57.653			16.673	111.105	104.692	4	15:56:29.778	1:01.199			17.984	97.117	88.649
5	15:57:14.038	57.497			16.457	111.290	104.204								
6	15:58:11.874	57.836			16.435	112.408	105.349								
7	15:59:09.631	57.757			16.432	111.846	105.184								
8	16:00:06.810	57.179			16.375	111.105	104.204								
9	16:01:04.217	57.407			16.667	110.193	103.084								
10	16:02:01.454	57.237			16.281	111.105	103.882								
(800) Gordon CLARK															

Clerk of the Course.

Sig : Time :

Chief Timekeeper : Ian Sharp (SMART Timing)

Results available at www.speedhive.com and www.smart-timing.co.uk

Orbits





Race Results

KMSC National Motorcycle Racing

Lapchart

KMSC Championship Lightweights

Knockhill 1.267 miles

Race 33 - 3rd Race

15/04/2018 15:00

Race (10 Laps) started at 15:52:22

Competitors	Laps										
	1	2	3	4	5	6	7	8	9	10	
Torquil PATERSON (31)	1	31	31	31	31	31	31	31	31	31	31
Grant REID (21)	2	21	21	21	21	34	34	34	34	34	34
William HOLLAND (93)	3	93	93	34	34	21	21	21	21	21	21
Kenneth THIRLWALL (34)	4	34	34	93	93	93	93	93	93	93	93
Alan GIBSON (4)	5	4	66	66	66	66	66	66	66	66	66
Kevin WATRET (66)	6	66	4	4	4	4	4	4	4	4	4
Gordon CLARK (800)	7	800	800	800	800	800	800	800	800	800	800
Stuart HAMILTON (39)	8	39	74	74	74	74	74	74	74	74	74
Christine WATSON (74)	9	74	39	39	39	39	39	39	39	39	39
Allan BROWN (22)	10	22	38	38	38	38	38	38	38	38	38
Adon DAVIE (38)	11	38	22	22	22	15	15	15	15	15	
Finlay MILNE (15)	12	15	15	15	15						
-	13										
-	14										
-	15										
-	16										
-	17										
-	18										
-	19										
-	20										
-	21										

Clerk of the Course.

Orbits

Sig : Time :
 Chief Timekeeper : Ian Sharp (SMART Timing)
 Results available at www.speedhive.com and www.smart-timing.co.uk



Race Results

KMSC National Motorcycle Racing

Sorted on Laps

KMSC Championship Superbikes & KMSC Clubman

Knockhill 1.267 miles

Race 34 - 3rd Race

15/04/2018 15:15

Race (10 Laps) started at 16:07:13

Pos	No.	Name	Make/Model	CC	Class	Laps	Total Tm	Diff	Best Tm	In Lap	Avg. Speed
1	34	John DEAN	BMW	S1000RR	SB	10	8:27.482		50.158	3	89.877
2	1	Bruce BIRNIE	BMW	S1000RR	SB	10	8:28.575	1.093	50.115	8	89.684
3	99	Callum GRIGOR	Kawasaki	ZX10RR	SB	10	8:30.412	2.930	50.342	4	89.361
4	72	Sean GILFILLAN	Ducati	Panigale	SB	10	8:30.985	3.503	50.118	7	89.261
5	61	Max ALEXANDER	BMW	S1000RR	SB	10	8:31.586	4.104	50.159	5	89.156
6	45	Ewan GRAY	Kawasaki	ZX10R	SB	10	8:32.401	4.919	50.476	3	89.014
7	32	John MacDONALD	Yamaha		SB	10	8:38.063	10.581	50.378	5	88.041
8	94	Greg GILFILLAN	BMW	S1000RR	SB	10	8:45.319	17.837	51.202	4	86.825
9	57	Stewart ROBB	Kawasaki	ZX10R	SB	10	8:48.171	20.689	52.004	8	86.356
10	22	Steven WATSON	BMW	S1000RR	SB	10	8:49.550	22.068	51.629	5	86.131
11	56	Andy GROVES	BMW	S1000RR	SB	10	8:52.159	24.677	52.452	9	85.709
12	119	Kristopher DUNCAN	Kawasaki	ZX10R	SB	10	8:52.794	25.312	52.335	9	85.607
13	47	Alan BRYCE	BMW	1000RR	SB	10	8:55.060	27.578	52.185	6	85.244
14	71	Gavin JONES	Yamaha	R1	C	10	9:01.422	33.940	52.961	9	84.243
15	18	Clint WALKER	BMW	S1000RR	C	10	9:04.556	37.074	52.793	7	83.758
16	122	David SUDDER	Suzuki	GSXR 1000	C	10	9:09.239	41.757	54.048	3	83.044
17	30	Alan RENNIE	Honda	Fireblade	C	10	9:13.498	46.016	54.583	3	82.405
18	37	Steven PATTERSON	Yamaha	YZF R1	C	10	9:19.666	52.184	54.854	5	81.497
19	218	Paul BOWERBANK	Triumph	675	C	10	9:20.550	53.068	54.826	2	81.368
20	28	Andrew BUCHANAN	Yamaha	R1	C	9	8:32.599	1 Lap	55.467	2	80.082
21	38	Craig MARTIN	Honda	CBR900 RR-Y	C	9	8:36.580	1 Lap	55.892	5	79.465
22	51	Calum JACKSON	Suzuki	GSXR1000	C	9	8:44.040	1 Lap	56.362	6	78.333
23	100	Laura NUTTALL	BMW	S1000RR	C	9	8:50.791	1 Lap	57.579	9	77.337
24	19	Nic BOYES	Ducati	848	SB	9	8:57.749	1 Lap	58.523	8	76.336
25	67	James MacAULAY	Kawasaki	ZX10	C	9	9:13.232	1 Lap	58.378	9	74.200
26	14	James CRAWFORD	Kawasaki	ZX10R	C	9	9:16.743	1 Lap	1:00.342	7	73.732

Not classified

DNS	511	Marc IRONSIDE	Honda	Fireblade	SB			DNS		0	-
DNS	52	Paul McLEAN	Honda	CBR1000RR	C			DNS		0	-
DNS	26	Steven McINTYRE	Suzuki	GSXR1000	C			DNS		0	-
DNS	55	Donald MacFADYEN	BMW	S1000RR	SB			DNS		0	-
DNS	75	Charlie BUNYAN	Kawasaki	ZX10R	C			DNS		0	-

Announcements

New Track Record (50.115) for KMSC Superbikes by Bruce BIRNIE.

Margin of Victory	Avg. Speed	Best Lap Tm	Best Speed	Best Lap by
1.093	89.877	50.115	91.013	1 - Bruce BIRNIE

Clerk of the Course.

Orbits

Sig : Time :

Chief Timekeeper : Ian Sharp (SMART Timing)

 Results available at www.speedhive.com and www.smart-timing.co.uk

Printed: 15/04/2018 16:18:06



KMSC National Motorcycle Racing

KMSC Championship Superbikes & KMSC Clubman

Knockhill 1.267 miles

Race 34 - 3rd Race

15/04/2018 15:15

Race (10 Laps) started at 16:07:13

Lap	Time of Day	Lap Tm	S1	S2	S3	S3Spd	SFSpd
(34) John DEAN							
1	16:08:06.456			19.421	14.553	140.687	130.560
2	16:08:57.178	50.722	16.978	19.297	14.447	141.279	132.886
3	16:09:47.336	50.158	16.726	19.200	14.232	141.279	133.415
4	16:10:37.712	50.376	16.794	19.191	14.391	142.479	132.886
5	16:11:28.030	50.318	16.781	19.117	14.420	140.687	130.306
6	16:12:18.885	50.855	17.212	19.135	14.508	140.982	131.326
7	16:13:09.569	50.684	16.811	19.463	14.410	141.877	133.415
8	16:14:00.070	50.501	16.582	19.466	14.453	140.099	130.306
9	16:14:50.235	50.165	16.745	19.069	14.351	139.808	133.680
10	16:15:40.502	50.267	16.813	19.031	14.423	141.877	133.947
(1) Bruce BIRNIE							
1	16:08:06.698				14.522	138.939	128.805
2	16:08:57.268	50.570			14.369	141.279	130.306
3	16:09:47.710	50.442			14.406	138.939	129.802
4	16:10:38.284	50.574			14.759	139.517	130.814
5	16:11:28.522	50.238			14.450	141.279	129.802
6	16:12:19.070	50.548			14.327	139.227	130.306
7	16:13:10.179	51.109			14.358	139.227	131.584
8	16:14:00.294	50.115			14.367	138.652	130.560
9	16:14:50.937	50.643			14.778	136.954	129.053
10	16:15:41.595	50.658			14.733	140.099	129.053
(99) Callum GRIGOR							
1	16:08:07.511			19.510	14.723	139.517	131.070
2	16:08:57.879	50.368	16.801	19.209	14.358	138.652	130.814
3	16:09:48.483	50.604	16.832	19.274	14.498	136.121	131.842
4	16:10:38.825	50.342	16.872	19.081	14.389	138.652	131.070
5	16:11:29.306	50.481	16.876	19.138	14.467	138.652	131.842
6	16:12:20.456	51.150	17.421	19.195	14.534	138.652	128.805
7	16:13:11.518	51.062	16.806	19.738	14.518	133.680	130.814
8	16:14:02.076	50.558	17.060	19.128	14.370	137.798	129.802
9	16:14:52.542	50.466	16.676	19.188	14.602	137.798	129.302
10	16:15:43.432	50.890	17.193	19.305	14.392	138.081	128.805
(72) Sean GILFILLAN							
1	16:08:07.283			19.435	14.591	137.798	130.814
2	16:08:58.049	50.766	17.180	19.219	14.367	139.227	132.624
3	16:09:50.767	52.718	16.789	19.207	16.722	139.227	130.306
4	16:10:40.967	50.200	16.751	18.960	14.489	138.366	131.842
5	16:11:31.330	50.363	16.683	19.107	14.573	138.366	133.415
6	16:12:22.434	51.104	16.848	19.755	14.501	138.366	132.362
7	16:13:12.552	50.118	16.760	18.973	14.385	140.099	132.886
8	16:14:03.106	50.554	16.891	19.235	14.428	140.392	133.947
9	16:14:53.548	50.442	16.885	19.161	14.396	138.081	131.842
10	16:15:44.005	50.457	16.838	19.144	14.475	135.571	130.814
(61) Max ALEXANDER							
1	16:08:08.462			19.760	14.503	136.121	132.886
2	16:08:59.656	51.194	17.209	19.315	14.670	136.398	134.754
3	16:09:50.013	50.357	16.815	18.984	14.558	141.877	133.680
4	16:10:40.585	50.572	16.848	19.154	14.570	139.227	135.571
5	16:11:30.744	50.159	16.833	18.979	14.347	141.577	133.947
6	16:12:21.796	51.052	16.890	19.864	14.298	138.366	133.150
7	16:13:12.345	50.549	16.832	19.182	14.535	134.484	133.150
8	16:14:02.953	50.608	16.856	19.357	14.395	139.808	133.947
9	16:14:53.820	50.867	16.860	19.396	14.611	139.517	133.415
10	16:15:44.606	50.786	16.882	19.474	14.430	140.982	133.680
(45) Ewan GRAY							
1	16:08:08.170				14.581	136.398	131.584
2	16:08:59.301	51.131			14.591	136.675	131.584
3	16:09:49.777	50.476			14.448	138.081	132.624
4	16:10:40.266	50.489			14.458	137.234	132.362
5	16:11:30.903	50.637			14.605	138.366	132.362
6	16:12:22.139	51.236			14.503	140.099	132.102
7	16:13:12.695	50.556			14.701	138.652	133.947
8	16:14:03.386	50.691			14.429	139.517	132.362
9	16:14:54.479	51.093			14.506	138.366	130.560
10	16:15:45.421	50.942			14.482	137.234	129.802
(32) John MacDONALD							

Lap	Time of Day	Lap Tm	S1	S2	S3	S3Spd	SFSpd
1	16:08:09.008			19.865	14.757	136.398	129.551
2	16:09:00.221	51.213			14.821	140.392	126.857
3	16:09:51.079	50.858			14.568	140.392	128.559
4	16:10:41.760	50.681			14.490	137.234	128.805
5	16:11:32.138	50.378			14.454	138.081	127.339
6	16:12:23.773	51.635			14.570	136.954	127.581
7	16:13:14.784	51.011			14.638	137.798	126.857
8	16:14:06.658	51.874			15.000	134.215	129.053
9	16:14:59.076	52.418			15.231	133.415	126.142
10	16:15:51.083	52.007			14.860	136.675	127.581
(94) Greg GILFILLAN							
1	16:08:07.987			19.690	14.759	136.675	130.814
2	16:08:59.834	51.847	17.022	19.797	15.028	139.227	129.551
3	16:09:51.126	51.292	17.094	19.388	14.810	139.227	129.053
4	16:10:42.328	51.202	17.264	19.271	14.667	139.517	132.102
5	16:11:35.902	53.574	17.052	19.356	17.166	132.624	126.618
6	16:12:27.907	52.005	17.442	19.785	14.778	137.234	131.326
7	16:13:19.891	51.984	17.399	19.451	15.134	137.234	124.735
8	16:14:12.636	52.745	17.765	19.834	15.146	138.366	124.504
9	16:15:05.063	52.427	17.615	19.571	15.241	138.939	123.815
10	16:15:58.339	53.276	17.898	19.786	15.592	136.675	108.764
(57) Stewart ROBB							
1	16:08:10.089				14.927	136.675	131.070
2	16:09:02.246	52.157			14.825	138.081	129.302
3	16:09:54.279	52.033			14.726	137.516	129.551
4	16:10:46.333	52.054			14.797	137.516	131.584
5	16:11:38.674	52.341			14.981	137.516	129.551
6	16:12:30.697	52.023			14.767	137.516	130.306
7	16:13:24.594	53.897			14.979	134.215	130.053
8	16:14:16.598	52.004			14.716	135.845	130.053
9	16:15:09.041	52.443			14.984	138.939	130.053
10	16:16:01.191	52.150			14.765	136.398	128.559
(22) Steven WATSON							
1	16:08:11.226				15.234	134.215	127.824
2	16:09:03.875	52.649			14.929	136.121	128.068
3	16:09:56.387	52.512			15.282	138.081	121.792
4	16:10:48.433	52.046			14.827	136.675	127.098
5	16:11:40.062	51.629			14.823	134.754	128.805
6	16:12:32.047	51.985			14.953	136.675	128.559
7	16:13:25.438	53.391			15.185	132.102	127.581
8	16:14:17.478	52.040			14.995	136.398	128.313
9	16:15:09.714	52.236			14.891	135.298	128.805
10	16:16:02.570	52.856			15.249	134.484	125.201
(56) Andy GROVES							
1	16:08:10.895				15.234	132.624	128.068
2	16:09:03.527	52.632			15.037	133.680	128.313
3	16:09:56.474	52.947			15.518	132.102	127.824
4	16:10:49.446	52.972			15.178	134.754	128.805
5	16:11:42.140	52.694			15.284	132.886	128.805
6	16:12:34.808	52.668			15.192	132.102	128.068
7	16:13:27.429	52.621			15.302	133.415	128.805
8	16:14:20.236	52.807			15.246	132.102	128.068
9	16:15:12.688	52.452			15.354	133.415	126.142
10	16:16:05.179	52.491	17.745	19.754	14		

KMSC National Motorcycle Racing

KMSC Championship Superbikes & KMSC Clubman

Knockhill 1.267 miles

Race 34 - 3rd Race

15/04/2018 15:15

Race (10 Laps) started at 16:07:13

Lap	Time of Day	Lap Tm	S1	S2	S3	S3Spd	SFSpd
3	16:09:58.614	52.830			15.146	132.886	128.559
4	16:10:50.981	52.367			15.115	134.484	128.313
5	16:11:43.509	52.528			15.056	133.947	127.824
6	16:12:35.694	52.185			15.066	133.415	125.670
7	16:13:28.199	52.505			15.248	134.215	130.053
8	16:14:21.696	53.497			15.227	123.587	127.098
9	16:15:14.807	53.111			15.501	130.053	122.459
10	16:16:08.080	53.273			15.317	130.306	121.792

(71) Gavin JONES

1	16:08:11.876				15.372	136.675	126.618
2	16:09:05.287	53.411			15.232	135.298	125.435
3	16:09:59.183	53.896			15.311	135.571	125.670
4	16:10:52.728	53.545			15.299	136.398	124.504
5	16:11:46.541	53.813			15.370	135.571	125.201
6	16:12:40.245	53.704			15.376	136.398	123.360
7	16:13:33.797	53.552			15.274	135.571	123.360
8	16:14:27.615	53.818			15.844	136.121	123.815
9	16:15:20.576	52.961			15.129	134.754	124.968
10	16:16:14.442	53.866			15.673	135.025	124.044

(18) Clint WALKER

1	16:08:13.839		21.383		15.475	129.551	124.273
2	16:09:08.070	54.231	17.858	20.788	15.585	128.313	122.683
3	16:10:02.351	54.281	18.102	20.777	15.402	131.326	126.618
4	16:10:55.640	53.289			15.206	134.484	125.435
5	16:11:48.874	53.234			15.308	129.802	125.201
6	16:12:41.972	53.098	17.472	20.175	15.451	130.306	122.683
7	16:13:34.765	52.793	17.545	19.976	15.272	131.842	122.908
8	16:14:28.978	54.213	17.555	20.182	16.476	130.560	121.352
9	16:15:22.724	53.746			15.166	130.814	124.968
10	16:16:17.576	54.852		20.829	16.024	128.805	119.621

(122) David SUDDER

1	16:08:13.396				15.581	127.339	124.044
2	16:09:07.685	54.289			15.356	127.824	121.133
3	16:10:01.733	54.048			15.385	129.802	122.236
4	16:10:55.800	54.067			15.583	130.306	121.352
5	16:11:50.025	54.225			15.403	129.551	122.236
6	16:12:44.088	54.063			15.599	130.814	120.480
7	16:13:38.300	54.212			15.443	128.068	122.236
8	16:14:32.464	54.164			15.618	127.824	122.236
9	16:15:27.360	54.896			15.674	126.618	119.621
10	16:16:22.259	54.899			15.769	130.814	118.775

(30) Alan RENNIE

1	16:08:12.848		20.958		15.846	130.814	127.339
2	16:09:07.729	54.881	18.333	20.797	15.751	130.306	128.313
3	16:10:02.312	54.583	18.234	20.750	15.599	133.415	125.435
4	16:10:57.270	54.958	18.646	20.800	15.512	131.842	127.098
5	16:11:52.046	54.776	18.465	20.762	15.549	133.415	126.380
6	16:12:47.066	55.020	18.256	20.890	15.874	121.352	125.201
7	16:13:41.776	54.710	18.362	20.688	15.660	131.842	124.504
8	16:14:36.491	54.715	18.274	20.780	15.661	129.302	125.905
9	16:15:31.093	54.602	18.349	20.840	15.413	130.560	127.098
10	16:16:26.518	55.425	18.534	21.268	15.623	131.070	128.068

(37) Steven PATTERSON

1	16:08:14.923		22.022		15.755	128.559	127.339
2	16:09:10.579	55.656	18.815	21.237	15.604	130.306	127.824
3	16:10:05.600	55.021	18.358	21.037	15.626	130.814	127.581
4	16:11:00.526	54.926	18.173	21.158	15.595	132.102	127.824
5	16:11:55.380	54.854	18.221	21.041	15.592	131.326	127.824
6	16:12:50.989	55.609	18.146	21.332	16.131	119.409	118.985
7	16:13:46.858	55.869	18.582	21.268	16.019	126.618	121.133
8	16:14:42.119	55.261	18.585	21.021	15.655	128.068	121.792
9	16:15:37.521	55.402	18.428	21.072	15.902	127.581	115.903
10	16:16:32.686	55.165	18.446	20.945	15.774	130.053	122.683

(218) Paul BOWERBANK

1	16:08:14.639				16.256	123.360	115.305
2	16:09:09.465	54.826			15.860	122.683	115.903
3	16:10:04.470	55.005			15.959	121.792	115.903
4	16:10:59.866	55.396			16.011	121.352	115.107

Lap	Time of Day	Lap Tm	S1	S2	S3	S3Spd	SFSpd
5	16:11:55.203	55.337			16.064	122.236	114.518
6	16:12:51.355	56.152			16.322	120.697	114.910
7	16:13:47.289	55.934			16.197	123.587	115.504
8	16:14:42.746	55.457			15.936	123.133	114.910
9	16:15:37.939	55.193			15.985	123.133	115.305
10	16:16:33.570	55.631			16.226	123.587	114.129

(28) Andrew BUCHANAN

1	16:08:15.906				16.392	127.098	120.915
2	16:09:11.373	55.467			15.756	130.560	120.915
3	16:10:07.142	55.769			16.160	126.380	120.265
4	16:11:03.306	56.164			16.078	129.053	117.116
5	16:11:59.473	56.167			16.110	130.306	116.506
6	16:12:55.973	56.500			16.292	124.044	118.565
7	16:13:52.355	56.382			16.107	126.857	118.147
8	16:14:48.613	56.258			16.024	127.581	118.775
9	16:15:45.619	57.006			16.058	129.053	120.049

(38) Craig MARTIN

1	16:08:17.835				16.494	120.480	117.116
2	16:09:13.912	56.077			16.135	120.480	114.518
3	16:10:11.061	57.149			16.742	99.125	114.910
4	16:11:07.375	56.314			16.166	120.049	115.903
5	16:12:03.267	55.892			16.071	121.792	115.504
6	16:12:59.263	55.996			16.110	120.049	113.166
7	16:13:55.470	56.207			16.305	106.689	114.910
8	16:14:51.690	56.220			16.274	110.374	115.703
9	16:15:49.600	57.910			17.399	110.374	110.556

(51) Calum JACKSON

1	16:08:18.600				16.435	119.621	123.815
2	16:09:17.863	59.263			17.527	117.321	118.356
3	16:10:15.309	57.446			16.486	123.587	122.683
4	16:11:12.384	57.075			16.354	121.133	122.683
5	16:12:09.197	56.813			16.236	125.670	124.044
6	16:13:05.559	56.362			16.079	126.380	121.352
7	16:14:02.531	56.972			16.622	124.968	123.133
8	16:14:59.635	57.104			16.105	125.670	122.014
9	16:15:57.060	57.425			17.146	123.587	115.107

(100) Laura NUTTALL

1	16:08:18.097		22.500		16.506	119.835	125.435
2	16:09:17.240	59.143			16.458	117.526	127.098
3	16:10:15.335	58.095			16.659	120.697	123.815
4	16:11:14.486	59.151			17.024	114.910	125.201
5	16:12:12.237	57.751			16.259	122.908	124.504
6	16:13:10.032	57.795			16.178	122.014	126.380
7	16:14:08.142	58.110	19.203	22.455	16.452	118.147	126.380
8	16:15:06.232	58.090			16.503	118.985	123.133
9	16:16:03.811	57.579			16.347	125.435	126.142

(19) Nic BOYES

1	16:08:17.839			22.848	16.848	116.912	112.220
2	16:09:18.505	1:00.666	20.811	22.442	17.413	117.116	107.890
3	16:10:17.431	58.926	19.730	22.427	16.769	116.304	111.290
4	16:11:16.401	58.970	19.929	22.150	16.891	114.518	111.660
5	16:12:15.533	59.132	19.893	22.493	16.746	116.304	110.556
6	16:13:14.787	59.254	19.925	22.547	16.782	116.709	111.290
7	16:14:13.593	58.806	19.649	22.142	17.015	116.912	110.556
8	16:15:12.116	58.523	19.620	22.394	16.509	118.147	112.408
9	16:16:10.769	58.653	19.572	22.342	16.739	117.940	112.408

(67) James MacAULAY

1	16:08:21.663				17.831	106.859	113.357
2	16:09:23.287	1:01.624</					

KMSC National Motorcycle Racing

KMSC Championship Superbikes & KMSC Clubman

Knockhill 1.267 miles

Race 34 - 3rd Race

15/04/2018 15:15

Race (10 Laps) started at 16:07:13

Lap	Time of Day	Lap Tm	S1	S2	S3	S3Spd	SFSpd	Lap	Time of Day	Lap Tm	S1	S2	S3	S3Spd	SFSpd
1	16:08:21.166			23.994	17.550	118.565	116.912								
2	16:09:22.990	1:01.824	20.964	23.695	17.165	115.903	119.196								
3	16:10:24.417	1:01.427	20.656	23.450	17.321	116.709	116.912								
4	16:11:25.849	1:01.432	20.824	23.253	17.355	116.709	118.356								
5	16:12:27.107	1:01.258	21.041	23.006	17.211	118.147	114.129								
6	16:13:27.536	1:00.429	20.534	22.900	16.995	118.775	119.835								
7	16:14:27.878	1:00.342	20.337	23.033	16.972	118.775	119.621								
8	16:15:28.877	1:00.999	20.588	23.141	17.270	116.912	117.526								
9	16:16:29.763	1:00.886	20.586	23.241	17.059	115.504	120.915								

Clerk of the Course.

Orbits

Sig : Time :

Chief Timekeeper : Ian Sharp (SMART Timing)

Results available at www.speedhive.com and www.smart-timing.co.uk

Printed: 15/04/2018 16:18:26



KMSC National Motorcycle Racing

Lapchart

KMSC Championship Superbikes & KMSC Clubman

Knockhill 1.267 miles

Race 34 - 3rd Race

15/04/2018 15:15

Race (10 Laps) started at 16:07:13

Competitors	Laps									
	1	2	3	4	5	6	7	8	9	10
John DEAN (34)	1	34	34	34	34	34	34	34	34	34
Bruce BIRNIE (1)	2	1	1	1	1	1	1	1	1	1
Sean GILFILLAN (72)	3	72	99	99	99	99	99	99	99	99
Callum GRIGOR (99)	4	99	72	45	45	61	61	61	72	72
Greg GILFILLAN (94)	5	94	45	61	61	45	45	72	72	61
Ewan GRAY (45)	6	45	61	72	72	72	45	45	45	45
Max ALEXANDER (61)	7	61	94	32	32	32	32	32	32	32
John MacDONALD (32)	8	32	32	94	94	94	94	94	94	94
Stewart ROBB (57)	9	57	57	57	57	57	57	57	57	57
Andy GROVES (56)	10	56	56	22	22	22	22	22	22	22
Steven WATSON (22)	11	22	22	56	56	56	56	56	56	56
Kristopher DUNCAN (119)	12	119	119	119	119	119	119	119	119	119
Gavin JONES (71)	13	71	71	47	47	47	47	47	47	47
Alan BRYCE (47)	14	47	47	71	71	71	71	71	71	71
Alan RENNIE (30)	15	30	122	122	18	18	18	18	18	18
David SUDDER (122)	16	122	30	30	122	122	122	122	122	122
Clint WALKER (18)	17	18	18	18	30	30	30	30	30	30
Paul BOWERBANK (218)	18	218	218	218	218	37	37	37	37	37
Steven PATTERSON (37)	19	37	37	37	37	218	218	218	218	218
Andrew BUCHANAN (28)	20	28	28	28	28	28	28	28	28	28
Craig MARTIN (38)	21	38	38	38	38	38	38	38	38	38
Nic BOYES (19)	22	19	100	51	51	51	51	51	51	51
Laura NUTTALL (100)	23	100	51	100	100	100	100	100	100	100
Calum JACKSON (51)	24	51	19	19	19	19	19	19	19	19
James CRAWFORD (14)	25	14	14	14	14	14	14	67	67	
James MacAULAY (67)	26	67	67	67	67	67	67	14	14	
-	27									
-	28									
-	29									
-	30									
-	31									

Clerk of the Course.

Sig : Time :
 Chief Timekeeper : Ian Sharp (SMART Timing)
 Results available at www.speedhive.com and www.smart-timing.co.uk

Printed: 15/04/2018 16:19:05

Orbits

