

Knockhill

Super Lap Scotland – Round 2

16th June 2018
Reverse direction



WHITELINE

Nolathane®



S.M.A.R.T.

Scottish Motorsports Automatic Race Timing

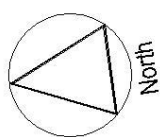
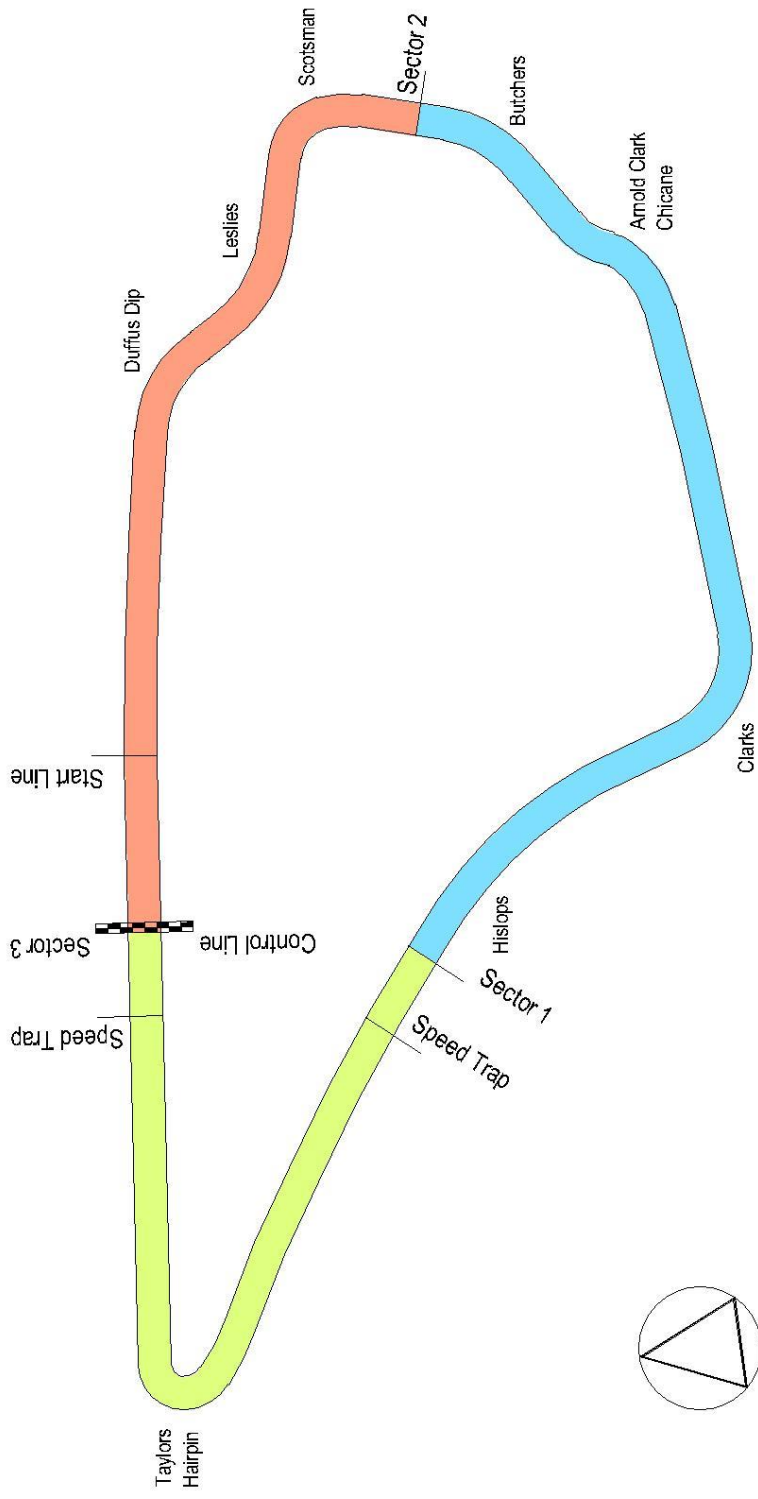

Ravenslea, Melrose Road, Galashiels, TD1 2AT

Telephone : 01896 – 752447

Scottish Motorsports Automatic Race Timing

Circuit layout

Knockhill – Anti Clockwise



Length	0.334 Mile
Sector 1	0.503 Mile
Sector 2	0.433 Mile



Super Lap Scotland - Round 2 AC

Sorted on best lap time

Super Lap Scotland

Knockhill 1.267 miles

Warm Up - Group 1

16/06/2018 09:00

Practice (15:00 Time) started at 8:57:42

Pos	No.	Name	Make/Model	Class Code	Laps	Best Tm	Diff	Best Speed	2nd Best
1	6	Michael FOSTER	Renault Clio 172	SLS-E	8	1:05.977		69.128	1:06.208
2	555	Lewis MacDOUGALL	Renault Clio	SLS-F	11	1:09.929	3.952	65.221	1:10.349
3	28	Ewan HAMILTON	Mini Cooper S	SLS-F	10	1:10.052	4.075	65.106	1:12.332
4	65	Kevin STRACHAN	Renault Clio	SLS-F	7	1:10.579	4.602	64.620	1:13.502
5	484	Euan DUNCAN	Honda S2000	SLS-E	11	1:10.955	4.978	64.278	1:10.990
6	888	Yumen LAI	Renault Clio 182	SLS-F	9	1:11.882	5.905	63.449	1:13.018
7	72	Thomas SILK	Ford Focus	SLS-F	9	1:12.534	6.557	62.879	1:15.583
8	333	John LINDSAY	Renault Sport Clio	SLS-E	9	1:13.410	7.433	62.128	1:13.852
9	155	Karen O'BRIEN	Mini Cooper	SLS-B	9	1:14.657	8.680	61.091	1:18.198
10	172	Keith RICHARDSON	Renault Clio 172	SLS-F	10	1:14.865	8.888	60.921	1:14.931
11	24	Jordan SMITH	Ford Escort	SLS-F	8	1:17.023	11.046	59.214	1:17.274
12	38	Sean HISLOP	Renault Clio RS	SLS-F	11	1:17.064	11.087	59.182	1:17.165
13	600	Michael ANDERSON	Ford Puma	SLS-F	5	1:19.208	13.231	57.581	1:22.216
14	88	Martin BROWN	Subaru Impreza WRX	SLS-F	7	1:20.871	14.894	56.396	1:23.295
15	54	Steven McNAB	Renault Clio	SLS-E	1	1:22.228	16.251	55.466	

Announcements

Car No's 54 & 600 - No working transponder - Please fix before Practice.

Clerk of the Course.

Sig : Time :
 Chief Timekeeper : Ian Sharp (SMART Timing)
 Results available at www.speedhive.com and www.smart-timing.co.uk



Super Lap Scotland - Round 2 AC

Super Lap Scotland

Knockhill 1.267 miles

Warm Up - Group 1

16/06/2018 09:00

Practice (15:00 Time) started at 8:57:42

Lap	Time of Day	Lap Tm	S1	S2	S3	SFSpd	S1Spd
(6) Michael FOSTER							
1	8:59:48.976	1:37.081	25.860	34.652	36.569	41.095	52.551
2	9:01:06.084	1:17.108	23.900	29.658	23.550	57.653	57.802
3	9:02:20.474	1:14.390	19.695	31.869	22.826	105.515	
4	9:03:29.151	1:08.677	19.841	25.806	23.030	105.515	86.368
5	9:04:40.083	1:10.932	23.457	25.542	21.933	75.914	83.675
6	9:05:50.242	1:10.159	19.546	28.627	21.986	107.030	86.814
7	9:06:56.450	1:06.208	19.097	25.168	21.943	106.015	86.146
8	9:08:02.427	1:05.977	19.334	24.765	21.878	106.520	86.814

Lap	Time of Day	Lap Tm	S1	S2	S3	SFSpd	S1Spd
(555) Lewis MacDOUGALL							
1	8:59:29.561	1:29.097	28.405	33.817	26.875	41.399	
2	9:00:43.471	1:13.910	22.064	27.356	24.490	74.152	
3	9:01:58.569	1:15.098	21.284	29.807	24.007	95.188	
4	9:03:10.218	1:11.649	20.518	27.716	23.415	97.399	
5	9:04:23.402	1:13.184	23.347	26.571	23.266	101.066	
6	9:05:33.331	1:09.929	21.120	25.636	23.173	98.398	
7	9:06:44.563	1:11.232	20.890	27.182	23.160	99.272	
8	9:07:56.880	1:12.317	20.556	26.908	24.853	100.460	
9	9:09:07.229	1:10.349	20.458	26.609	23.282	98.111	
10	9:10:20.320	1:13.091	20.723	26.338	26.030	100.914	
11	9:11:49.465	1:29.145	25.063	33.770	30.312	85.270	

Lap	Time of Day	Lap Tm	S1	S2	S3	SFSpd	S1Spd
(28) Ewan HAMILTON							
1	8:59:16.992	1:29.838	28.945	33.031	27.862	34.538	
2	9:00:34.586	1:17.594	22.618	28.826	26.150	86.814	
3	9:01:44.638	1:10.052	20.242	26.340	23.470	97.682	
4	9:03:21.602	1:36.964	20.482	52.116	24.366	99.566	
5	9:04:37.755	1:16.153	25.413	27.165	23.575	85.596	
6	9:05:58.070	1:20.315	20.939	35.082	24.294	91.427	
7	9:07:10.402	1:12.332	21.093	27.236	24.003	93.988	
8	9:10:06.364	2:55.962	21.143	26.539	2:08.280	81.739	
9	9:11:20.841	1:14.477	23.676	26.961	23.840	36.913	
10	9:12:33.623	1:12.782	20.369	28.627	23.786	96.836	

Lap	Time of Day	Lap Tm	S1	S2	S3	SFSpd	S1Spd
(65) Kevin STRACHAN							
1	9:00:03.796	1:22.481	23.638	32.493	26.350	49.894	66.116
2	9:01:19.061	1:15.265	21.409	29.709	24.147	84.412	73.422
3	9:02:38.850	1:19.789	21.237	31.950	26.602	92.690	77.581
4	9:03:52.352	1:13.502	22.078	27.779	23.645	73.102	80.272
5	9:05:11.904	1:19.552	20.960	32.554	26.038	94.252	81.441
6	9:06:22.483	1:10.579	20.084	27.911	22.584	96.697	81.839
7	9:08:02.405	1:39.922	23.742	41.241	34.939	99.125	64.713

Lap	Time of Day	Lap Tm	S1	S2	S3	SFSpd	S1Spd
(484) Euan DUNCAN							
1	9:00:26.916	1:16.579	21.811	30.108	24.660	91.552	
2	9:01:39.732	1:12.816	21.630	27.068	24.118	94.651	
3	9:02:53.190	1:13.458	20.999	28.172	24.287	100.611	
4	9:04:05.798	1:12.608	20.798	26.748	25.062	96.419	
5	9:05:21.680	1:15.882	23.562	27.480	24.840	65.792	
6	9:06:32.670	1:10.990	20.656	26.674	23.660	101.987	
7	9:07:43.625	1:10.955	20.455	26.536	23.964	102.926	
8	9:08:56.694	1:13.069	20.752	28.302	24.015	97.682	
9	9:10:13.851	1:17.157	21.492	27.093	28.572	94.385	
10	9:11:25.598	1:11.747	20.966	26.980	23.801	93.205	
11	9:12:41.598	1:16.000	20.485			102.454	

Lap	Time of Day	Lap Tm	S1	S2	S3	SFSpd	S1Spd
(888) Yumen LAI							
1	8:59:20.466	1:24.139	27.396	31.136	25.607	36.216	
2	9:00:35.886	1:15.420	22.225	28.558	24.637	85.706	
3	9:01:47.768	1:11.882	20.849	27.252	23.781	93.595	
4	9:03:05.098	1:17.330	20.370	32.344	24.616	98.543	
5	9:04:18.116	1:13.018	21.285	27.867	23.866	90.442	
6	9:05:32.340	1:14.224	22.331	27.287	24.606	100.161	
7	9:06:45.922	1:13.582	21.190	27.095	25.297	90.564	
8	9:08:00.948	1:15.026	22.913	27.457	24.656	72.706	
9	9:09:14.450	1:13.502	21.664	27.239	24.599	84.946	

Lap	Time of Day	Lap Tm	S1	S2	S3	SFSpd	S1Spd
(72) Thomas SILK							
1	8:59:18.660	1:29.636	28.684			32.201	
2	9:00:36.745	1:18.085	22.370			76.259	
3	9:01:49.279	1:12.534	21.658			85.706	
4	9:04:32.296	2:43.017	20.795	31.452	1:50.770	97.824	

Lap	Time of Day	Lap Tm	S1	S2	S3	SFSpd	S1Spd
5	9:07:13.626	2:41.330	23.923			37.282	
6	9:08:29.209	1:15.583	24.351			32.799	
7	9:10:21.133	1:51.924	20.228			96.558	
8	9:11:36.897	1:15.764	22.892	27.661	25.211	72.159	
9	9:12:52.867	1:15.970	20.812			95.459	

Lap	Time of Day	Lap Tm	S1	S2	S3	SFSpd	S1Spd
(333) John LINDSAY							
1	8:59:46.676	1:36.917	29.914	34.643	32.360	31.880	50.193
2	9:01:01.531	1:14.855	21.685	27.875	25.295	80.081	85.706
3	9:02:23.695	1:22.164	23.820	33.981	24.363	97.117	60.676
4	9:03:38.315	1:14.620	21.768	28.201	24.651	94.120	86.035
5	9:04:52.996	1:14.681	23.185	27.098	24.398	76.958	85.596
6	9:06:06.406	1:13.410	21.307	28.109	23.994	90.564	86.368
7	9:07:22.132	1:15.726	20.737	30.850	24.139	99.272	86.479
8	9:09:23.620	2:01.488	20.514	1:15.089	25.885	98.254	87.040
9	9:10:37.472	1:13.852	22.264	27.101	24.487	76.958	85.379

Lap	Time of Day	Lap Tm	S1	S2	S3	SFSpd	S1Spd
(155) Karen O'BRIEN							
1	8:59:41.874	1:38.907	31.048	36.159	31.700	38.000	52.758
2	9:01:01.551	1:19.677	22.282	30.831	26.564	76.259	67.108
3	9:02:21.128	1:19.577	22.837	30.625	26.115	86.146	71.315
4	9:03:39.326	1:18.198	22.308	29.149	26.741	89.239	76.000
5	9:04:59.887	1:20.561	25.373	29.853	25.335	72.627	64.341
6	9:08:31.830	3:31.943	22.080	29.985	2:39.878	89.716	73.422
7	9:09:55.862	1:24.032	26.767	28.881	28.384	33.487	70.640
8	9:11:10.519	1:14.657	21.844	27.678	25.135	84.412	72.785
9	9:12:54.359	1:43.840	21.505	53.752	28.583	90.686	75.402

Lap	Time of Day	Lap Tm	S1	S2	S3	SFSpd	S1Spd
(172) Keith RICHARDSON							
1	8:59:26.015	1:33.208	29.157	35.473	28.578	34.099	54.163
2	9:00:49.923	1:23.908	27.491	30.758	25.659	56.823	78.214
3	9:02:09.018	1:19.095	21.453	32.081	25.561	96.419	81.441
4	9:03:26.103	1:17.085	21.623	29.918	25.544	97.967	80.272
5	9:04:46.559	1:20.456	27.538	28.225	24.693	70.343	64.034
6	9:06:01.490	1:14.931	21.914	28.262	24.755	97.540	80.368
7	9:08:59.251	2:57.761	21.112	39.257	1:57.392	97.967	82.849
8	9:10:27.286	1:28.035	24.633	33.616	29.786	39.175	71.315
9	9:11:47.612	1:20.326	23.387	30.629	26.310	75.317	75.233
10	9:13:02.477	1:14.865	21.334	28.367	25.164	97.399	80.755

Lap	Time of Day	Lap Tm	S1	S2	S3	SFSpd	S1Spd
(24) Jordan SMITH							
1	9:00:25.343	1:18.276	22.827	29.497	25.952	79.985	
2	9:01:44.656	1:19.313	24.590	29.504	25.219	85.596	



Super Lap Scotland - Round 2 AC

Super Lap Scotland

Knockhill 1.267 miles

Warm Up - Group 1

16/06/2018 09:00

Practice (15:00 Time) started at 8:57:42

Lap	Time of Day	Lap Tm	S1	S2	S3	SFSpd	S1Spd	Lap	Time of Day	Lap Tm	S1	S2	S3	SFSpd	S1Spd
4	9:03:52.412	1:20.871	22.144	30.251	28.476	80.368									
5	9:05:23.108	1:30.696	27.702	31.361	31.633	56.440									
6	9:06:50.913	1:27.805	24.460	36.436	26.909	73.745									
7	9:08:14.208	1:23.295	22.417	32.179	28.699	73.262									

(54) Steven McNAB

1	9:03:07.331	1:22.228													
---	-------------	-----------------	--	--	--	--	--	--	--	--	--	--	--	--	--

Clerk of the Course.

Sig : Time :
 Chief Timekeeper : Ian Sharp (SMART Timing)
 Results available at www.speedhive.com and www.smart-timing.co.uk





Super Lap Scotland - Round 2 AC

Sorted on best lap time

Super Lap Scotland

Knockhill 1.267 miles

Warm Up - Group 2

16/06/2018 09:20

Practice (15:00 Time) started at 9:18:30

Pos	No.	Name	Make/Model	Class Code	Laps	Best Tm	Diff	Best Speed	2nd Best
1	777	Ian HOGGINS	Honda Civic	SLS-D	9	1:03.601		71.710	1:04.511
2	551	Adam KINDNESS	Subaru Impreza STi Type R	SLS-B	3	1:04.185	0.584	71.058	1:06.000
3	87	Paul BELL	Mini Cooper	SLS-D	9	1:05.566	1.965	69.561	1:06.134
4	27	Iain TAYLOR	Renault Clio 182	SLS-D	6	1:07.127	3.526	67.943	1:11.564
5	37	Andrew SKINNER	Westfield Seiw	SLS-D	5	1:07.665	4.064	67.403	1:10.354
6	81	Ian PITMAN	Subaru Impreza	SLS-D	7	1:08.925	5.324	66.171	1:09.315
7	21	Marc IRVINE	Ford Focus	SLS-D	7	1:09.408	5.807	65.711	1:13.756
8	67	Marshall WISHART	Mazda RX8	SLS-D	6	1:09.624	6.023	65.507	1:15.175
9	73	Robert DAVEY	Lotus Elise S220 Cup	SLS-D	8	1:10.805	7.204	64.414	1:11.178
10	101	John WALLACE	Fiat Coupe Turbo	SLS-D	7	1:13.183	9.582	62.321	1:13.742
11	42	Alex MILNE	Audi TTRS Plus	SLS-D	3	1:20.201	16.600	56.868	1:32.881
12	35	Stephen HENDERSON	Sylva Riot	SLS-C				-	

Clerk of the Course.

Orbits

Sig : Time :

Chief Timekeeper : Ian Sharp (SMART Timing)

Results available at www.speedhive.com and www.smart-timing.co.uk

Printed: 16/06/2018 09:35:32



Super Lap Scotland - Round 2 AC

Super Lap Scotland

Knockhill 1.267 miles

Warm Up - Group 2

16/06/2018 09:20

Practice (15:00 Time) started at 9:18:30

Lap	Time of Day	Lap Tm	S1	S2	S3	SFSpd	S1Spd
(777) Ian HOGGINS							
1	9:20:18.309	1:32.000	29.980	36.121	25.899	41.812	51.621
2	9:21:26.237	1:07.928	20.009	26.073	21.846	94.252	82.951
3	9:22:31.972	1:05.735	19.332	24.999	21.404	110.739	88.767
4	9:23:43.186	1:11.214	22.932	26.530	21.752	110.012	80.561
5	9:24:55.858	1:12.672	20.403	28.724	23.545	100.611	79.985
6	9:26:04.087	1:08.229	19.744	25.158	23.327	103.402	86.146
7	9:27:12.466	1:08.379	19.522	27.349	21.508	109.296	88.532
8	9:28:16.977	1:04.511	19.235	24.146	21.130	106.520	89.716
9	9:29:20.578	1:03.601	19.023	23.875	20.703	109.653	89.836

(551) Adam KINDNESS							
1	9:20:12.967	1:32.260	31.164	35.702	25.394	35.246	
2	9:21:18.967	1:06.000	18.933	25.722	21.345	115.305	
3	9:22:23.152	1:04.185	18.014	24.725	21.446	115.504	

(87) Paul BELL							
1	9:20:35.927	1:38.713	26.812			36.333	
2	9:21:47.710	1:11.783	20.045			104.856	
3	9:22:55.398	1:07.688	19.361			107.717	
4	9:24:06.760	1:11.362	20.707			96.558	
5	9:25:15.933	1:09.173	19.534			107.201	
6	9:26:22.124	1:06.191	19.260			110.922	
7	9:27:27.690	1:05.566	18.941			112.976	
8	9:28:33.824	1:06.134	19.191			112.033	
9	9:29:42.362	1:08.538	20.010			112.408	

(27) Iain TAYLOR							
1	9:20:32.275	1:32.531	26.163	37.263	29.105	38.768	60.896
2	9:21:51.386	1:19.111	21.142	32.549	25.420	81.048	77.761
3	9:23:11.147	1:19.761	20.404	28.642	30.715	96.976	85.270
4	9:26:44.885	3:33.738	24.113	28.905	2:40.720	68.338	72.470
5	9:27:56.449	1:11.564	22.320	26.318	22.926	47.866	81.540
6	9:29:03.576	1:07.127	19.591	25.337	22.199	103.402	88.183

(37) Andrew SKINNER							
1	9:24:33.266	1:18.101	26.318	27.675	24.108	32.186	
2	9:25:44.931	1:11.665	21.461	26.726	23.478	97.682	
3	9:26:59.313	1:14.382	21.617	28.508	24.257	99.566	
4	9:28:09.667	1:10.354	21.195	25.665	23.494	100.161	
5	9:29:17.332	1:07.665	19.767	25.049	22.849	100.310	

(81) Ian PITMAN							
1	9:20:21.755	1:37.146	30.667	35.829	30.650	35.925	
2	9:21:42.928	1:21.173	27.425	30.298	23.450	71.391	
3	9:24:43.456	3:00.528	23.569	30.249	2:06.710	88.068	
4	9:26:05.155	1:21.699	25.708	29.919	26.072	40.671	
5	9:27:22.809	1:17.654	25.394	30.210	22.050	87.952	
6	9:28:31.734	1:08.925	20.861	26.205	21.859	108.413	
7	9:29:41.049	1:09.315	20.825	26.720	21.770	105.184	

(21) Marc IRVINE							
1	9:20:24.522	1:31.255	27.964	38.958	24.333	38.679	
2	9:21:38.278	1:13.756	20.791	28.693	24.272	100.161	
3	9:24:41.000	3:02.722	22.801	34.556	2:05.365	104.043	
4	9:26:00.874	1:19.874	26.679	29.530	23.665	35.357	
5	9:27:17.075	1:16.201	20.586	32.219	23.396	103.882	
6	9:28:26.483	1:09.408	20.770	25.963	22.675	103.084	
7	9:29:46.343	1:19.860	21.719	30.449	27.692	101.987	

(67) Marshall WISHART							
1	9:20:26.080	1:34.520	27.991	37.347	29.182	36.021	65.599
2	9:21:41.381	1:15.301	22.420	29.772	23.109	80.368	79.043
3	9:24:10.855	2:29.474	20.726	27.213	1:41.535	96.419	82.543
4	9:25:26.030	1:15.175	25.014	27.457	22.704	38.479	84.518
5	9:26:35.654	1:09.624	20.982	26.245	22.397	106.689	86.927
6	9:29:26.793	2:51.139	22.004	28.823	2:00.312	99.566	73.989

(73) Robert DAVEY							
1	9:20:16.837	1:34.095	31.029	36.188	26.878	38.108	57.161
2	9:21:32.754	1:15.917	22.412	28.259	25.246	89.358	72.549
3	9:22:51.133	1:18.379	20.887	28.398	29.094	90.564	86.257
4	9:24:07.803	1:16.670	23.224	28.032	25.414	68.060	86.479

Lap	Time of Day	Lap Tm	S1	S2	S3	SFSpd	S1Spd
5	9:25:21.031	1:13.228	21.328	27.736	24.164	85.487	85.487
6	9:26:32.209	1:11.178	20.010	27.417	23.751	99.863	89.002
7	9:27:44.172	1:11.963	20.789	27.631	23.543	100.611	87.040
8	9:28:54.977	1:10.805	20.227	26.982	23.596	102.454	87.952

(101) John WALLACE							
1	9:20:20.103	1:31.510	28.455	36.385	26.670	43.435	49.163
2	9:21:34.581	1:14.478	20.846	29.083	24.549	98.543	84.839
3	9:22:48.560	1:13.979	20.189	28.704	25.086	100.611	89.358
4	9:24:03.834	1:15.274	22.291	28.942	24.041	97.257	80.755
5	9:25:17.576	1:13.742	20.997	28.239	24.506	103.402	87.266
6	9:26:30.759	1:13.183	20.633	28.499	24.051	105.515	86.927
7	9:27:46.236	1:15.477	21.046	30.216	24.215	102.611	85.270

(42) Alex MILNE							
1	9:20:28.519	1:32.881	27.423	38.363	27.095	41.812	58.970
2	9:21:48.720	1:20.201	22.219	32.515	25.467	80.755	
3	9:23:37.982	1:49.262	20.586	29.864	58.812	88.068	81.938

Clerk of the Course.

Sig : Time :
Chief Timekeeper : Ian Sharp (SMART Timing)

Results available at www.speedhive.com and www.smart-timing.co.uk

Printed: 16/06/2018 09:35:53





Super Lap Scotland - Round 2 AC

Sorted on best lap time

Super Lap Scotland

Knockhill 1.267 miles

Warm Up - Group 3

16/06/2018 09:40

Practice (15:00 Time) started at 9:38:57

Pos	No.	Name	Make/Model	Class Code	Laps	Best Tm	Diff	Best Speed	2nd Best
1	76	Robbie WYPER	Mitsubishi Evo 8 MR	SLS-C	14	1:01.920		73.657	1:02.072
2	0	Andy FORREST	Westfield	SLS-A	10	1:02.300	0.380	73.208	1:02.729
3	11	Christopher CHERRY	Mitsubishi Evo	SLS-C	10	1:02.887	0.967	72.524	1:03.569
4	95	Wayne SUTHERLAND	Mitsubishi Evo 6	SLS-A	12	1:03.032	1.112	72.358	1:05.033
5	34	Blair McCONACHIE	Caterham Superlight R	SLS-C	11	1:03.460	1.540	71.870	1:04.494
6	61	Andy CLOTWORTHY	Subaru Impreza	SLS-B	8	1:05.090	3.170	70.070	1:06.491
7	89	William ROBSON	Ford Focus RS	SLS-A	14	1:05.333	3.413	69.809	1:05.540
8	44	Steven JEFFERIES	Mitsubishi Evo VI	SLS-A	8	1:06.258	4.338	68.835	1:06.468
9	20	Paul MARTIN	Mitsubishi Evo 8 MR	SLS-D	10	1:06.501	4.581	68.583	1:08.569
10	26	Bob MacKAY	Mitsubishi Evo 7	SLS-C	8	1:06.589	4.669	68.492	1:07.664
11	7	David LONG	Caterham R400	SLS-P	11	1:06.701	4.781	68.377	1:06.966
12	13	Keith COWIE	Seat Leon Supercopa	SLS-B	7	1:07.496	5.576	67.572	1:07.907
13	9	Steven ARKLEY	Westfield Megabusa	SLS-C	11	1:11.305	9.385	63.962	1:11.920
14	79	Eric HOLMES	Mitsubishi Evo 6RS	SLS-A	3	1:12.723	10.803	62.715	1:14.463
15	551	Adam KINDNESS	Subaru Impreza STi Type R	SLS-B	5	1:15.927	14.007	60.069	1:17.030
16	55	Fiona KINDNESS	Subaru Impreza	SLS-B	5	1:15.928	14.008	60.068	1:17.027

Announcements

Car No.55 - Picking up 2 transpodners - Please fix before Practice.

Clerk of the Course.

Sig : Time :
 Chief Timekeeper : Ian Sharp (SMART Timing)
 Results available at www.speedhive.com and www.smart-timing.co.uk



Super Lap Scotland - Round 2 AC

Super Lap Scotland

Knockhill 1.267 miles

Warm Up - Group 3

16/06/2018 09:40

Practice (15:00 Time) started at 9:38:57

Lap	Time of Day	Lap Tm	S1	S2	S3	SFSpd	S1Spd
(76) Robbie WYPER							
1	9:40:31.678	1:22.162	26.203	32.745	23.214	45.683	63.669
2	9:41:46.867	1:15.189	21.970	30.093	23.126	112.220	68.338
3	9:42:55.911	1:09.044	19.113	27.978	21.953	112.220	94.919
4	9:44:02.921	1:07.010	18.387	26.677	21.946	122.236	99.566
5	9:45:08.599	1:05.678	18.610	26.068	21.000	119.196	
6	9:46:17.964	1:09.365	18.113	29.664	21.588	125.670	100.011
7	9:47:21.704	1:03.740	17.845	24.865	21.030	125.201	102.142
8	9:48:28.665	1:06.961	17.552	27.574	21.835	125.905	102.611
9	9:49:30.737	1:02.072	17.071	24.244	20.757	125.905	102.611
10	9:50:39.085	1:08.348	17.354	28.132	22.862	126.380	103.084
11	9:51:43.671	1:04.586	18.395	25.143	21.048	118.775	101.524
12	9:52:48.621	1:04.950	17.784	25.145	22.021	124.504	94.785
13	9:53:50.541	1:01.920	17.320	24.139	20.461	126.142	101.218
14	9:54:54.282	1:03.741	18.145	24.545	21.051	115.903	104.692

(0) Andy FORREST							
1	9:40:53.821	1:17.993	21.883	31.473	24.637	50.457	85.487
2	9:42:13.066	1:19.245	21.179	33.779	24.287	107.372	65.280
3	9:43:21.694	1:08.628	19.159	27.338	22.131	111.290	97.540
4	9:44:26.795	1:05.101	18.594	25.257	21.250	115.903	101.678
5	9:45:31.260	1:04.465	18.540	24.858	21.067	120.265	95.868
6	9:46:34.876	1:03.616	18.278	24.537	20.801	121.133	102.454
7	9:47:38.147	1:03.271	18.022	24.687	20.562	122.908	103.721
8	9:48:41.607	1:03.460	17.844	25.210	20.406	126.618	104.366
9	9:49:44.336	1:02.729	17.415	24.318	20.996	124.273	105.349
10	9:50:46.636	1:02.300	17.631	23.889	20.780	126.142	105.515

(11) Christopher CHERRY							
1	9:40:51.814	1:20.028	23.696	31.032	25.300	52.264	79.606
2	9:42:08.430	1:16.616	21.877	31.554	23.185	81.639	65.986
3	9:43:19.576	1:11.146	20.387	28.256	22.503	92.690	76.000
4	9:44:25.493	1:05.917	19.649	24.969	21.299	94.120	96.419
5	9:45:31.531	3:42.038	19.614	29.094	2:53.330	101.832	83.780
6	9:46:34.876	1:10.539	23.413	25.955	21.171	34.239	84.732
7	9:47:38.147	1:03.569	18.482	24.364	20.723	104.856	98.833
8	9:48:41.607	1:14.441	19.963	28.302	26.176	100.310	90.077
9	9:49:44.336	1:02.887	18.543	23.808	20.536	105.349	99.566
10	9:50:46.636	1:28.471	22.932	34.001	31.538	94.120	54.961

(95) Wayne SUTHERLAND							
1	9:40:22.681	1:21.046	25.763			39.592	
2	9:41:34.773	1:12.092	21.659			92.054	
3	9:42:42.675	1:07.902	19.418			107.030	
4	9:43:51.616	1:08.941	18.220			113.935	
5	9:44:59.026	1:07.410	19.026			108.413	
6	9:46:05.194	1:06.168	18.361			115.703	
7	9:47:22.896	1:17.702	20.550			106.183	
8	9:48:36.688	1:13.792	21.691			71.164	
9	9:49:54.510	1:17.822	25.132			95.188	
10	9:50:59.543	1:05.033	18.104			118.147	
11	9:52:10.297	1:10.754	20.331			110.374	
12	9:53:13.329	1:03.032	17.755			121.572	

(34) Blair McCONACHIE							
1	9:40:49.512	1:20.261	22.832	32.735	24.694	52.062	
2	9:42:02.189	1:12.677	19.527	29.815	23.335	104.529	
3	9:43:43.273	1:41.084	18.608	26.930	55.546	100.460	
4	9:46:06.912	2:23.639	24.041	27.053	1:32.545	67.649	
5	9:47:17.383	1:10.471	21.295	26.533	22.643	42.635	
6	9:48:22.917	1:05.534	19.187	25.134	21.213	109.653	
7	9:49:27.411	1:04.494	18.767	24.857	20.870	111.660	
8	9:50:37.584	1:10.173	18.391	28.886	22.896	115.107	
9	9:51:41.044	1:03.460	18.132	24.220	21.108	113.166	
10	9:52:56.490	1:15.446	21.624	31.021	22.801	114.323	
11	9:54:27.490	1:31.000	17.941	45.567	27.492	114.714	

(61) Andy CLOTWORTHY							
1	9:40:47.801	1:25.583	25.865	32.773	26.945	43.407	
2	9:42:04.462	1:16.661	22.824	30.965	22.872	88.884	
3	9:43:10.953	1:06.491	18.246	25.956	22.289	111.474	
4	9:44:18.214	1:07.261	18.726	25.999	22.536	108.238	
5	9:47:51.282	3:33.068	20.593	27.680	2:44.795	97.117	

Lap	Time of Day	Lap Tm	S1	S2	S3	SFSpd	S1Spd
6	9:49:03.006	1:11.724	22.117	27.409	22.198	44.208	
7	9:50:12.786	1:09.780	18.649	25.462	25.669	109.832	
8	9:51:17.876	1:05.090	18.539	25.404	21.147	110.374	
(89) William ROBSON							
1	9:40:16.900	1:17.072	23.537	30.039	23.496	39.685	78.950
2	9:41:26.083	1:09.183	19.634	26.514	23.035	95.188	91.179
3	9:42:36.253	1:10.170	19.666	27.050	23.454	112.786	91.055
4	9:43:45.369	1:09.116	19.800	26.368	22.948	108.413	92.818
5	9:44:53.917	1:08.548	20.158	26.460	21.930	113.357	93.465
6	9:46:01.471	1:07.554	19.475	25.847	22.232	112.220	94.120
7	9:47:09.956	1:08.485	19.852	26.456	22.177	113.166	89.596
8	9:48:17.578	1:07.622	19.941	26.134	21.547	112.976	91.928
9	9:49:23.805	1:06.227	19.039	25.357	21.831	116.506	92.054
10	9:50:30.446	1:06.641	19.077	25.653	21.911	117.526	94.252
11	9:51:36.609	1:06.163	18.904	25.009	22.250	119.196	92.947
12	9:52:43.485	1:06.876	19.896	25.559	21.421	112.597	92.690
13	9:53:48.818	1:05.333	18.629	25.015	21.689	115.107	91.179
14	9:54:54.358	1:05.540	18.838	24.948	21.754	115.903	93.857

(44) Steven JEFFERIES							
1	9:40:50.042	1:23.397	24.188	32.419	26.790	51.149	72.627
2	9:42:15.074	1:25.032	23.275	33.341	28.416	82.543	65.471
3	9:43:32.521	1:17.447	21.550	28.657	27.240	75.148	86.590
4	9:44:41.737	1:09.216	20.430	26.644	22.142	88.649	87.722
5	9:45:51.536	1:09.799	19.524	28.107	22.168	110.922	80.658
6	9:46:58.004	1:06.468	18.549	26.476	21.443	105.184	87.952
7	9:48:04.262	1:06.258	18.962	26.104	21.192	103.242	89.002
8	9:49:12.453	1:08.191	19.374	26.954	21.863	107.030	

(20) Paul MARTIN							
1	9:41:31.146	1:19.833	27.200	29.173	23.460	35.658	
2	9:42:39.997	1:08.851	19.640	27.075	22.136	103.721	
3	9:43:55.058	1:15.061	22.874	28.756	23.431	101.678	
4	9:45:03.627	1:08.569	19.572	26.732	22.265	103.402	
5	9:46:32.028	1:28.401	18.456	40.814	29.131	109.832	
6	9:47:44.943	1:12.915	20.722	28.827	23.366	89.002	
7	9:48:56.454	1:11.511	18.822	26.087	26.602	108.064	
8	9:50:17.865	1:21.411	27.305	29.650	24.456	48.348	
9	9:51:27.761	1:09.896	18.869	27.166	23.861	108.764	
10	9:52:34.262	1:06.501	19.083	25.542	21.876	111.105	

(26) Bob MacKAY							
1	9:40:29.911	1:25.819	26.440	33.324	26.055	43.605	74.481
2	9:41:45.924	1:16.013	22.586	29.980	23.447	94.919	75.742
3	9:42:53.588	1:07.664	18.355	27.034	22.275	113.166	91.055
4	9:44:00.177	1:06.589	17.943	26.894	21.752	119.409	97.967
5	9:45:18.094	1:17.917	21.920	31.534	24.463	114.323	61.398
6	9:46:34.586	1:16.492	18.960	30.314	27.218	102.298	

Super Lap Scotland - Round 2 AC

Super Lap Scotland

Knockhill 1.267 miles

Warm Up - Group 3

16/06/2018 09:40

Practice (15:00 Time) started at 9:38:57

Lap	Time of Day	Lap Tm	S1	S2	S3	SFSpd	S1Spd	Lap	Time of Day	Lap Tm	S1	S2	S3	SFSpd	S1Spd
(9) Steven ARKLEY															
1	9:40:42.250	1:35.766	28.466	39.697	27.603	39.061									
2	9:42:10.181	1:27.931	26.998	35.278	25.655	77.491									
3	9:43:31.244	1:21.063	23.455	30.562	27.046	79.417									
4	9:44:49.098	1:17.854	23.481	30.508	23.865	82.645									
5	9:46:02.704	1:13.606	20.539	28.081	24.986	100.011									
6	9:47:16.178	1:13.474	21.088	28.401	23.985	89.716									
7	9:48:32.217	1:16.039	21.609	28.240	26.190	96.143									
8	9:49:45.037	1:12.820	20.726	28.253	23.841	93.335									
9	9:50:56.957	1:11.920	20.330	27.928	23.662	101.066									
10	9:52:15.189	1:18.232	24.112	29.653	24.467	100.011									
11	9:53:26.494	1:11.305	20.215	27.523	23.567	95.053									
(79) Eric HOLMES															
1	9:40:35.888	1:23.630	25.615	32.542	25.473	46.667									
2	9:41:50.351	1:14.463	21.344	28.229	24.890	86.035	81.146								
3	9:43:03.074	1:12.723	21.192	27.248	24.283	93.726	75.828								
(551) Adam KINDNESS															
1	9:48:52.640	1:28.196	27.377	33.859	26.960	33.773									
2	9:50:13.414	1:20.774	22.534	29.964	28.276	83.989									
3	9:51:36.807	1:23.393	21.913	33.184	28.296	82.951									
4	9:52:52.734	1:15.927	21.416	27.755	26.756	84.839									
5	9:54:09.764	1:17.030	22.423	29.649	24.958	88.532									
(55) Fiona KINDNESS															
1	9:48:52.589	1:28.297	27.463	33.842	26.992	33.042	62.310								
2	9:50:13.361	1:20.772	22.525	29.954	28.293	83.885	68.547								
3	9:51:36.758	1:23.397	21.908	33.170	28.319	82.543	71.927								
4	9:52:52.686	1:15.928	21.413	27.725	26.790	84.946	80.081								
5	9:54:09.713	1:17.027	22.413	29.632	24.982	88.299	68.687								

Clerk of the Course.

Sig : _____ Time : _____
 Chief Timekeeper : Ian Sharp (SMART Timing)
 Results available at www.speedhive.com and www.smart-timing.co.uk

Printed: 16/06/2018 09:57:06

Orbits





Super Lap Scotland - Round 2 AC

Sorted on best lap time

Super Lap Scotland

Knockhill 1.267 miles

Warm Up - Overall

16/06/2018 09:00

Practice (15:00 Time) started at 8:57:46

Pos	No.	Name	Make/Model	Class Code	Laps	Best Tm	Diff	Best Speed	2nd Best
1	76	Robbie WYPER	Mitsubishi Evo 8 MR	SLS-C	14	1:01.920		73.657	1:02.072
2	0	Andy FORREST	Westfield	SLS-A	10	1:02.300	0.380	73.208	1:02.729
3	11	Christopher CHERRY	Mitsubishi Evo	SLS-C	10	1:02.887	0.967	72.524	1:03.569
4	95	Wayne SUTHERLAND	Mitsubishi Evo 6	SLS-A	12	1:03.032	1.112	72.358	1:05.033
5	34	Blair McCONACHIE	Caterham Superlight R	SLS-C	11	1:03.460	1.540	71.870	1:04.494
6	777	Ian HOGGINS	Honda Civic	SLS-D	9	1:03.601	1.681	71.710	1:04.511
7	551	Adam KINDNESS	Subaru Impreza STi Type R	SLS-B	9	1:04.185	2.265	71.058	1:06.000
8	61	Andy CLOTWORTHY	Subaru Impreza	SLS-B	8	1:05.090	3.170	70.070	1:06.491
9	89	William ROBSON	Ford Focus RS	SLS-A	14	1:05.333	3.413	69.809	1:05.540
10	87	Paul BELL	Mini Cooper	SLS-D	9	1:05.566	3.646	69.561	1:06.134
11	6	Michael FOSTER	Renault Clio 172	SLS-E	8	1:05.977	4.057	69.128	1:06.208
12	44	Steven JEFFERIES	Mitsubishi Evo VI	SLS-A	8	1:06.258	4.338	68.835	1:06.468
13	20	Paul MARTIN	Mitsubishi Evo 8 MR	SLS-D	10	1:06.501	4.581	68.583	1:08.569
14	26	Bob MacKAY	Mitsubishi Evo 7	SLS-C	8	1:06.589	4.669	68.492	1:07.664
15	7	David LONG	Caterham R400	SLS-P	11	1:06.701	4.781	68.377	1:06.966
16	27	Iain TAYLOR	Renault Clio 182	SLS-D	6	1:07.127	5.207	67.943	1:11.564
17	13	Keith COWIE	Seat Leon Supercopa	SLS-B	7	1:07.496	5.576	67.572	1:07.907
18	37	Andrew SKINNER	Westfield Seiw	SLS-D	5	1:07.665	5.745	67.403	1:10.354
19	81	Ian PITMAN	Subaru Impreza	SLS-D	7	1:08.925	7.005	66.171	1:09.315
20	21	Marc IRVINE	Ford Focus	SLS-D	7	1:09.408	7.488	65.711	1:13.756
21	67	Marshall WISHART	Mazda RX8	SLS-D	6	1:09.624	7.704	65.507	1:15.175
22	555	Lewis MacDOUGALL	Renault Clio	SLS-F	11	1:09.929	8.009	65.221	1:10.349
23	28	Ewan HAMILTON	Mini Cooper S	SLS-F	10	1:10.052	8.132	65.106	1:12.332
24	65	Kevin STRACHAN	Renault Clio	SLS-F	7	1:10.579	8.659	64.620	1:13.502
25	73	Robert DAVEY	Lotus Elise S220 Cup	SLS-D	8	1:10.805	8.885	64.414	1:11.178
26	484	Euan DUNCAN	Honda S2000	SLS-E	11	1:10.955	9.035	64.278	1:10.990
27	9	Steven ARKLEY	Westfield Megabusa	SLS-C	11	1:11.305	9.385	63.962	1:11.920
28	888	Yumen LAI	Renault Clio 182	SLS-F	9	1:11.882	9.962	63.449	1:13.018
29	72	Thomas SILK	Ford Focus	SLS-F	9	1:12.534	10.614	62.879	1:15.583
30	79	Eric HOLMES	Mitsubishi Evo 6RS	SLS-A	3	1:12.723	10.803	62.715	1:14.463
31	101	John WALLACE	Fiat Coupe Turbo	SLS-D	7	1:13.183	11.263	62.321	1:13.742
32	333	John LINDSAY	Renault Sport Clio	SLS-E	9	1:13.410	11.490	62.128	1:13.852
33	172	Keith RICHARDSON	Renault Clio 172	SLS-F	10	1:14.865	12.945	60.921	1:14.931
34	55	Fiona KINDNESS	Subaru Impreza	SLS-B	5	1:15.928	14.008	60.068	1:17.027
35	24	Jordan SMITH	Ford Escort	SLS-F	8	1:17.023	15.103	59.214	1:17.274
36	38	Sean HISLOP	Renault Clio RS	SLS-F	10	1:17.064	15.144	59.182	1:17.165
37	42	Alex MILNE	Audi TTRS Plus	SLS-D	3	1:20.201	18.281	56.868	1:32.881
38	88	Martin BROWN	Subaru Impreza WRX	SLS-F	7	1:20.871	18.951	56.396	1:23.295
39	35	Stephen HENDERSON	Sylva Riot	SLS-C				-	

Clerk of the Course.

Sig : Time :
 Chief Timekeeper : Ian Sharp (SMART Timing)

Results available at www.speedhive.com and www.smart-timing.co.uk

Printed: 16/06/2018 19:07:26



Super Lap Scotland - Round 2 AC

Sorted on best lap time

Super Lap Scotland

Knockhill 1.267 miles

Warm Up - Overall

16/06/2018 09:00

Practice (15:00 Time) started at 8:57:46

Pos	No.	Name	Make/Model	Class Code	Laps	Best Tm	Diff	Best Speed	2nd Best
-----	-----	------	------------	------------	------	---------	------	------------	----------

Super Lap Scotland (A)

1	0	Andy FORREST	Westfield	SLS-A	10	1:02.300		73.208	1:02.729
2	95	Wayne SUTHERLAND	Mitsubishi Evo 6	SLS-A	12	1:03.032	0.732	72.358	1:05.033
3	89	William ROBSON	Ford Focus RS	SLS-A	14	1:05.333	3.033	69.809	1:05.540
4	44	Steven JEFFERIES	Mitsubishi Evo VI	SLS-A	8	1:06.258	3.958	68.835	1:06.468
5	79	Eric HOLMES	Mitsubishi Evo 6RS	SLS-A	3	1:12.723	10.423	62.715	1:14.463

Super Lap Scotland (B)

1	551	Adam KINDNESS	Subaru Impreza STi Type R	SLS-B	9	1:04.185		71.058	1:06.000
2	61	Andy CLOTWORTHY	Subaru Impreza	SLS-B	8	1:05.090	0.905	70.070	1:06.491
3	13	Keith COWIE	Seat Leon Supercopa	SLS-B	7	1:07.496	3.311	67.572	1:07.907
4	55	Fiona KINDNESS	Subaru Impreza	SLS-B	5	1:15.928	11.743	60.068	1:17.027

Super Lap Scotland (C)

1	76	Robbie WYPER	Mitsubishi Evo 8 MR	SLS-C	14	1:01.920		73.657	1:02.072
2	11	Christopher CHERRY	Mitsubishi Evo	SLS-C	10	1:02.887	0.967	72.524	1:03.569
3	34	Blair McCONACHIE	Caterham Superlight R	SLS-C	11	1:03.460	1.540	71.870	1:04.494
4	26	Bob MacKAY	Mitsubishi Evo 7	SLS-C	8	1:06.589	4.669	68.492	1:07.664
5	9	Steven ARKLEY	Westfield Megabusa	SLS-C	11	1:11.305	9.385	63.962	1:11.920

Super Lap Scotland (D)

1	777	Ian HOGGINS	Honda Civic	SLS-D	9	1:03.601		71.710	1:04.511
2	87	Paul BELL	Mini Cooper	SLS-D	9	1:05.566	1.965	69.561	1:06.134
3	20	Paul MARTIN	Mitsubishi Evo 8 MR	SLS-D	10	1:06.501	2.900	68.583	1:08.569
4	27	Iain TAYLOR	Renault Clio 182	SLS-D	6	1:07.127	3.526	67.943	1:11.564
5	37	Andrew SKINNER	Westfield Seiw	SLS-D	5	1:07.665	4.064	67.403	1:10.354
6	81	Ian PITMAN	Subaru Impreza	SLS-D	7	1:08.925	5.324	66.171	1:09.315
7	21	Marc IRVINE	Ford Focus	SLS-D	7	1:09.408	5.807	65.711	1:13.756
8	67	Marshall WISHART	Mazda RX8	SLS-D	6	1:09.624	6.023	65.507	1:15.175
9	73	Robert DAVEY	Lotus Elise S220 Cup	SLS-D	8	1:10.805	7.204	64.414	1:11.178
10	101	John WALLACE	Fiat Coupe Turbo	SLS-D	7	1:13.183	9.582	62.321	1:13.742
11	42	Alex MILNE	Audi TTRS Plus	SLS-D	3	1:20.201	16.600	56.868	1:32.881
12	35	Stephen HENDERSON	Sylva Riot	SLS-C				-	

Super Lap Scotland (E)

1	6	Michael FOSTER	Renault Clio 172	SLS-E	8	1:05.977		69.128	1:06.208
2	484	Euan DUNCAN	Honda S2000	SLS-E	11	1:10.955	4.978	64.278	1:10.990
3	333	John LINDSAY	Renault Sport Clio	SLS-E	9	1:13.410	7.433	62.128	1:13.852

Super Lap Scotland (F)

1	555	Lewis MacDOUGALL	Renault Clio	SLS-F	11	1:09.929		65.221	1:10.349
2	28	Ewan HAMILTON	Mini Cooper S	SLS-F	10	1:10.052	0.123	65.106	1:12.332

Clerk of the Course.

Sig : _____ Time : _____
 Chief Timekeeper : Ian Sharp (SMART Timing)
 Results available at www.speedhive.com and www.smart-timing.co.uk

Printed: 16/06/2018 19:08:31

Orbits





Super Lap Scotland - Round 2 AC

Sorted on best lap time

Super Lap Scotland Knockhill 1.267 miles

Warm Up - Overall 16/06/2018 09:00

Practice (15:00 Time) started at 8:57:46

Pos	No.	Name	Make/Model	Class Code	Laps	Best Tm	Diff	Best Speed	2nd Best
3	65	Kevin STRACHAN	Renault Clio	SLS-F	7	1:10.579	0.650	64.620	1:13.502
4	888	Yumen LAI	Renault Clio 182	SLS-F	9	1:11.882	1.953	63.449	1:13.018
5	72	Thomas SILK	Ford Focus	SLS-F	9	1:12.534	2.605	62.879	1:15.583
6	172	Keith RICHARDSON	Renault Clio 172	SLS-F	10	1:14.865	4.936	60.921	1:14.931
7	24	Jordan SMITH	Ford Escort	SLS-F	8	1:17.023	7.094	59.214	1:17.274
8	38	Sean HISLOP	Renault Clio RS	SLS-F	10	1:17.064	7.135	59.182	1:17.165
9	88	Martin BROWN	Subaru Impreza WRX	SLS-F	7	1:20.871	10.942	56.396	1:23.295

Super Lap Scotland (Pro)

1	7	David LONG	Caterham R400	SLS-P	11	1:06.701		68.377	1:06.966
---	---	------------	---------------	-------	----	----------	--	--------	----------

Clerk of the Course.

Sig : Time :
 Chief Timekeeper : Ian Sharp (SMART Timing)

Results available at www.speedhive.com and www.smart-timing.co.uk

Orbits





Super Lap Scotland - Round 2 AC

Sorted on best lap time

Northern Sports & Saloons Cars Championship

Knockhill 1.267 miles

Familiarisation

16/06/2018 10:15

Practice (15:00 Time) started at 10:10:43

Pos	No.	Name	Make/Model	Class Code	Laps	Best Tm	Diff	Best Speed	2nd Best
1	54	Andrew MORRISON	Seat Cupra	A1	8	1:03.850		71.431	1:04.162
2	18	Paul TOUGH	BMW E46 M3	B2	7	1:04.981	1.131	70.187	1:08.342
3	75	Jordan LOWING	Westfield FW	E2	8	1:05.146	1.296	70.010	1:05.241
4	31	Gary BOWERS	BMW E46 328	B2	8	1:06.304	2.454	68.787	1:08.034
5	63	Kyle MURCHIE	Pell Genesis	E2	4	1:06.545	2.695	68.538	1:07.629
6	59	Damien McKAY	Ginetta G20	E1	8	1:07.898	4.048	67.172	1:08.654
7	10	Allan GIBSON	Lotus Exige	A1	8	1:09.261	5.411	65.850	1:09.802
8	15	David COX	Peugeot 205 GTi	C	7	1:10.002	6.152	65.153	1:11.386
9	99	David BREWIS	Davrian	A2	5	1:10.666	6.816	64.541	1:11.442
10	12	Scott HUBEL	Peugeot 205 T16	A2	7	1:11.298	7.448	63.969	1:14.740
11	60	Stephen CRAGGS	Mazda MX5	B2	7	1:11.320	7.470	63.949	1:12.905
12	1	Mark LEYBOURNE	Westfield FW	E2	7	1:11.540	7.690	63.752	1:16.085
13	90	Simon SHERIDAN	Honda Civic	D	7	1:13.128	9.278	62.368	1:14.803
14	00	Andy ROBINSON	Ford Falcon	A1	4	1:13.258	9.408	62.257	1:18.327
15	62	Paul RANKIN	Westfield	E1	5	1:13.394	9.544	62.142	1:13.636
16	7	Alan McPHERSON	MK Indy	A2	6	1:13.861	10.011	61.749	1:14.225
17	46	Ian HUMPIISH	Ford Focus	B2	7	1:17.274	13.424	59.022	1:17.821
18	89	Daniel KELL	Ford Sierra XR4x4	B2	7	1:17.517	13.667	58.837	1:17.622
19	30	Paul LIGHTBURN	BMW E36 318is	B2	7	1:17.883	14.033	58.560	1:18.804

Clerk of the Course.

Sig : Time :
 Chief Timekeeper : Ian Sharp (SMART Timing)

Results available at www.speedhive.com and www.smart-timing.co.uk

Printed: 16/06/2018 10:27:11



Super Lap Scotland - Round 2 AC

Northern Sports & Saloons Cars Championship

Knockhill 1.267 miles

Familiarisation

16/06/2018 10:15

Practice (15:00 Time) started at 10:10:43

Lap Time of Day Lap Tm S1 S2 S3 SFSpd S1Spd

(54) Andrew MORRISON

1	10:12:06.041	1:13.434	23.821	26.595	23.018	36.994	
2	10:13:11.616	1:05.575	18.346	25.233	21.996	107.890	
3	10:14:15.466	1:03.850	17.979	24.890	20.981	110.739	
4	10:15:19.628	1:04.162	18.084	24.419	21.659	103.242	
5	10:16:32.866	1:13.238	20.034	28.716	24.488	93.076	
6	10:17:43.306	1:10.440	21.061	26.482	22.897	93.595	
7	10:18:47.825	1:04.519	18.380	24.311	21.828	110.193	
8	10:19:52.785	1:04.960	18.688	24.714	21.558	113.742	

(18) Paul TOUGH

1	10:12:48.793	1:26.906	26.532	34.284	26.090	47.594	61.510
2	10:13:59.554	1:10.761	18.769	27.621	24.371	111.474	95.053
3	10:15:16.807	1:17.253	22.018	29.368	25.867	88.767	92.818
4	10:16:34.998	1:18.191	21.523	30.943	25.725	75.233	87.837
5	10:17:47.889	1:12.891	21.593	27.307	23.991	83.467	76.086
6	10:18:56.231	1:08.342	18.693	26.333	23.316	114.910	97.257
7	10:20:01.212	1:04.981	18.540	24.873	21.568	114.714	96.419

(75) Jordan LOWING

1	10:12:07.769	1:18.523	24.366	28.423	25.734	38.948	
2	10:13:19.360	1:11.591	22.322	25.857	23.412	70.938	
3	10:14:24.601	1:05.241	19.274	25.293	20.674	110.739	
4	10:15:29.747	1:05.146	18.796	24.605	21.745	111.660	
5	10:16:38.188	1:08.441	19.337	26.022	23.082	106.183	
6	10:17:55.181	1:16.993	21.778	30.504	24.711	82.951	
7	10:19:06.382	1:11.201	18.819	28.045	24.337	114.129	86.479
8	10:20:15.721	1:09.339	19.486	26.363	23.490	101.524	

(31) Gary BOWERS

1	10:12:12.989	1:18.576	24.804			36.893	
2	10:13:24.141	1:11.152	20.702	27.475	22.975	92.690	
3	10:14:32.175	1:08.034	19.553	26.051	22.430	101.987	
4	10:15:41.542	1:09.367	19.571	26.264	23.532	103.882	
5	10:16:47.846	1:06.304	19.111	24.933	22.260	102.298	
6	10:17:59.285	1:11.439	20.066	26.816	24.557	88.767	
7	10:19:09.792	1:10.507	20.656	27.414	22.437	94.385	
8	10:20:19.843	1:10.051	20.055	26.870	23.126	99.125	

(63) Kyle MURCHIE

1	10:13:40.141	1:17.856	25.520	28.594	23.742	31.126	73.989
2	10:14:47.971	1:07.830	18.783	26.542	22.505	106.689	82.039
3	10:15:54.516	1:06.545	18.250	25.936	22.359	109.118	91.677
4	10:17:02.145	1:07.629	19.184	26.038	22.407	108.238	87.494

(59) Damien McKAY

1	10:12:20.424	1:20.135					
2	10:13:31.637	1:11.213					
3	10:14:41.699	1:10.062					
4	10:15:50.353	1:08.654					
5	10:16:58.251	1:07.898					
6	10:18:07.596	1:09.345					
7	10:19:21.759	1:14.163					
8	10:20:36.976	1:15.217					

(10) Allan GIBSON

1	10:12:07.031	1:19.974	23.648	29.288	27.038	36.274	71.391
2	10:13:20.348	1:13.317	20.462	27.817	25.038	88.183	80.561
3	10:14:30.586	1:10.238	19.627	26.983	23.628	99.272	84.946
4	10:15:42.089	1:11.503	19.645	26.842	25.016	102.611	85.054
5	10:16:51.891	1:09.802	19.793	25.939	24.070	89.002	81.938
6	10:18:01.152	1:09.261	18.977	26.226	24.058	98.833	86.146
7	10:19:21.329	1:20.177	22.416	31.777	25.984	82.341	69.326
8	10:20:38.092	1:16.763	20.091	30.649	26.023	100.611	78.123

(15) David COX

1	10:12:32.296	1:28.541	28.495	33.212	26.834	33.107	
2	10:13:51.828	1:19.532	22.105	31.461	25.966	83.157	
3	10:15:09.773	1:17.945	21.388	30.064	26.493	75.914	
4	10:16:24.884	1:15.111	20.968	29.367	24.776	89.716	
5	10:17:37.204	1:12.320	20.310			98.979	
6	10:18:48.590	1:11.386	20.504	27.753	23.129	102.454	
7	10:19:58.592	1:10.002	19.914			97.967	

(99) David BREWIS

1	10:12:18.578	1:21.620	25.883	30.050	25.687	36.731	
2	10:13:30.020	1:11.442	20.798	26.990	23.654	87.380	
3	10:14:43.012	1:12.992	21.492	28.747	22.753	100.914	
4	10:15:53.678	1:10.666	19.985	26.582	24.099	103.242	
5	10:17:07.824	1:14.146	22.161	27.794	24.191	107.372	

(12) Scott HUBEL

1	10:12:41.898	1:26.111	25.358	34.272	26.481	43.267	62.776
2	10:13:59.941	1:18.043	22.183	30.433	25.427	86.590	76.607
3	10:15:18.247	1:18.306	23.477	29.159	25.670	78.580	79.700
4	10:16:35.959	1:17.712	23.076	29.370	25.266	84.946	77.402
5	10:17:53.099	1:17.140	22.351	30.435	24.354	88.532	65.856
6	10:19:07.839	1:14.740	20.353	29.135	25.252	104.043	78.032
7	10:20:19.137	1:11.298	20.912	27.307	23.079	90.686	80.658

(60) Stephen CRAGGS

1	10:12:38.297	1:28.852	27.939	33.861	27.052	40.160	
2	10:13:57.315	1:19.018	22.275	30.386	26.357	87.266	
3	10:15:14.013	1:16.698	21.585	29.240	25.873	88.649	
4	10:16:29.625	1:15.612	21.336	28.927	25.349	90.932	
5	10:17:43.456	1:13.831	21.503	28.131	24.197	93.465	
6	10:18:56.361	1:12.905	20.647	28.320	23.938	97.399	
7	10:20:07.681	1:11.320	20.512	27.884	22.924	97.540	

(1) Mark LEYBOURNE

1	10:12:40.591	1:27.686	26.599	34.676	26.411	44.738	59.757
2	10:13:58.919	1:18.328	21.830	30.832	25.666	86.927	67.649
3	10:15:16.095	1:17.176	22.025	29.259	25.892	75.233	71.543
4	10:16:33.252	1:17.157	21.239	29.811	26.107	85.925	74.070
5	10:17:49.825	1:16.573	22.809	30.183	23.581	74.564	60.676
6	10:19:05.910	1:16.085	21.684	29.898	24.503	83.363	72.470
7	10:20:17.450	1:11.540	19.929	27.917	23.694	94.785	80.272

(90) Simon SHERIDAN

1	10:12:39.882	1:29.000	27.303	34.621	27.076	44.978	57.113
2	10:13:58.346	1:18.464	21.925	30.097	26.442	89.239	68.060
3	10:15:15.018	1:16.672	21.828	28.684	26.160	80.368	76.345
4	10:16:31.879	1:16.861	21.844	29.451	25.566	91.552	77.941
5	10:17:48.705	1:16.826	21.600	29.789	25.437	89.239	73.664
6	10:19:01.833	1:13.128	20.514	27.993	24.621	89.596	85.270
7	10:20:16.636	1:14.803	21.930	27.910	24.963	96.419	82.951

(00) Andy ROBINSON

1	10:14:04.925	1:18.327	24.307	29.677	24.343	37.850	
2	10:15:18.183	1:13.258	21.336	28.841	23.081	85.379	
3	10:16:40.265	1:22.082	20.238	29.445	32.399	94.252	
4	10:20:27.413	3:47.148	32.006	36.963	2:38.179	51.781	

(62) Paul RANKIN

1	10:12:32.950	1:25.224	28.013	30.913	26.298	37.199	
2	10:13:46.344	1:13.394	21.288	27.998	24.108	85.054	
3	10:15:25.755	1:39.411	19.887	27.102	52.422	86.368	
4	10:16:39.391	1:13.636	20.621	27.689	25.326	100.011	
5	10:17:59.625	1:20.234	23.188	31.088	25.958	73.583	

(7) Alan McPHERSON

1	10:12:48.894	1:30.031	28.843	34.244	26.944	42.153	
2	10:14:02.755	1:13.861	20.873	29.173	23.815	89.358	
3	10:15:19.392	1:16.637	22.063	28.946	25.628	99.272	
4	10:16:37.110	1:17.718	23.033	29.430	25.255	82.951	
5	10:17:57.917	1:20.807	22.609	31.866	26.332	82.240	
6	10:19:12.142	1:14.225	21.554	29.207	23.464	91.677	

(46) Ian HUMPISH

1	10:12:31.657	1:29.580	27.108	33.690	28.782	36.079	
2	10:13:51.309	1:19.652	21.073	32.242	26.337	87.608	
3	10:15:10.886	1:19.577	20.439	30.796	28.342	84.946	
4	10:16:30.212	1:19.326	21.503	31.225	26.598	86.257	75.402
5	10:17:48.538	1:18.326	22.625	30.029	25.672	85.596	
6	10:19:06.359	1:17.821	22.257	30.013	25.551	80.081	74.647
7	10:20:23.633	1:17.274	24.226	28.872	24.176	84.732	

Clerk of the Course.

Sig : Time :
 Chief Timekeeper



Super Lap Scotland - Round 2 AC

Northern Sports & Saloons Cars Championship

Knockhill 1.267 miles

Familiarisation

16/06/2018 10:15

Practice (15:00 Time) started at 10:10:43

Lap	Time of Day	Lap Tm	S1	S2	S3	SFSpd	S1Spd	Lap	Time of Day	Lap Tm	S1	S2	S3	SFSpd	S1Spd
(89) Daniel KELL															
1	10:12:36.682	1:30.332	29.877	33.126	27.329	35.734	65.792								
2	10:13:56.163	1:19.481	22.820	30.560	26.101	88.416									
3	10:15:13.785	1:17.622	21.422	29.879	26.321	95.459	82.139								
4	10:16:31.302	1:17.517	21.611	30.343	25.563	91.055									
5	10:17:58.059	1:26.757	25.809	32.727	28.221	85.487									
6	10:19:18.576	1:20.517	24.104	30.773	25.640	82.442									
7	10:20:37.576	1:19.000	21.932	30.306	26.762	95.188									
(30) Paul LIGHTBURN															
1	10:12:28.504	1:29.762	28.757	32.735	28.270	34.970									
2	10:13:48.146	1:19.642	22.759	30.338	26.545	82.341									
3	10:15:06.950	1:18.804	21.555	30.240	27.009	93.726									
4	10:16:28.518	1:21.568	22.428	32.964	26.176	93.205									
5	10:17:56.970	1:28.452	26.341	33.404	28.707	91.427									
6	10:19:16.230	1:19.260	23.731	30.622	24.907	83.885									
7	10:20:34.113	1:17.883	22.492	29.863	25.528	91.303									

Clerk of the Course.

Sig : Time :
 Chief Timekeeper : Ian Sharp (SMART Timing)
 Results available at www.speedhive.com and www.smart-timing.co.uk

Orbits





Super Lap Scotland - Round 2 AC

Sorted on best lap time

Super Lap Scotland

Knockhill 1.267 miles

Practice - Group 1

16/06/2018 10:35

Practice (15:00 Time) started at 10:29:11

Pos	No.	Name	Make/Model	Class Code	Laps	Best Tm	Diff	Best Speed	2nd Best
1	6	Michael FOSTER	Renault Clio 172	SLS-E	9	1:03.284		72.069	1:03.840
2	333	John LINDSAY	Renault Sport Clio	SLS-E	13	1:04.979	1.695	70.189	1:05.383
3	888	Yumen LAI	Renault Clio 182	SLS-F	9	1:05.574	2.290	69.553	1:06.122
4	65	Kevin STRACHAN	Renault Clio	SLS-F	11	1:06.806	3.522	68.270	1:07.573
5	172	Keith RICHARDSON	Renault Clio 172	SLS-F	10	1:07.886	4.602	67.184	1:08.483
6	555	Lewis MacDOUGALL	Renault Clio	SLS-F	11	1:08.372	5.088	66.706	1:09.098
7	88	Martin BROWN	Subaru Impreza WRX	SLS-F	11	1:08.678	5.394	66.409	1:09.912
8	600	Michael ANDERSON	Ford Puma	SLS-F	8	1:11.084	7.800	64.161	1:12.382
9	484	Euan DUNCAN	Honda S2000	SLS-E	12	1:12.613	9.329	62.810	1:13.253
10	28	Ewan HAMILTON	Mini Cooper S	SLS-F	5	1:13.189	9.905	62.316	1:14.199
11	72	Thomas SILK	Ford Focus	SLS-F	12	1:13.994	10.710	61.638	1:14.050
12	24	Jordan SMITH	Ford Escort	SLS-F	12	1:16.836	13.552	59.358	1:17.023
13	155	Karen O'BRIEN	Mini Cooper	SLS-B	4	1:19.638	16.354	57.270	1:21.178
14	38	Sean HISLOP	Renault Clio RS	SLS-F	3	1:21.715	18.431	55.814	1:24.043

Clerk of the Course.

Sig : Time :
Chief Timekeeper : Ian Sharp (SMART Timing)

Results available at www.speedhive.com and www.smart-timing.co.uk

Printed: 16/06/2018 10:48:15

Orbits



Super Lap Scotland - Round 2 AC

Super Lap Scotland

Knockhill 1.267 miles

Practice - Group 1

16/06/2018 10:35

Practice (15:00 Time) started at 10:29:11

Lap	Time of Day	Lap Tm	S1	S2	S3	SFSpd	S1Spd
(6) Michael FOSTER							
1	10:31:28.870	1:08.987	22.441	24.756	21.790	58.405	82.645
2	10:32:35.561	1:06.691	18.959	25.843	21.889	106.859	86.590
3	10:34:40.072	2:04.511	19.442	24.859	1:20.210	107.372	86.146
4	10:35:50.625	1:10.553	22.547	25.690	22.316	41.812	
5	10:36:57.614	1:06.989	18.567	26.359	22.063	105.020	88.767
6	10:38:02.104	1:04.490	18.918	24.282	21.290	107.717	87.153
7	10:39:05.944	1:03.840	18.621	24.212	21.007	107.372	86.814
8	10:40:09.924	1:03.980	18.678	23.718	21.584	108.413	
9	10:41:13.208	1:03.284	18.658	23.528	21.098	107.890	86.814

Lap	Time of Day	Lap Tm	S1	S2	S3	SFSpd	S1Spd
(333) John LINDSAY							
1	10:31:09.055	1:24.777	25.879	33.085	25.813	33.304	48.071
2	10:32:20.235	1:11.180	20.015	26.875	24.290	102.611	86.814
3	10:33:29.422	1:09.187	20.531	25.903	22.753	97.824	87.040
4	10:34:37.792	1:08.370	19.699	25.522	23.149	106.015	87.494
5	10:35:48.846	1:11.054	22.243	26.231	22.580	105.184	69.112
6	10:37:00.300	1:11.454	19.729	27.993	23.732	106.520	85.815
7	10:38:15.065	1:14.765	19.758	29.828	25.179	105.020	87.380
8	10:39:22.298	1:07.233	19.350	25.509	22.374	104.529	86.814
9	10:40:28.605	1:06.307	19.362	25.040	21.905	106.859	87.153
10	10:41:34.010	1:05.405	19.228	24.541	21.636	107.372	87.266
11	10:42:41.930	1:07.920	20.585	25.607	21.728	107.544	86.479
12	10:43:46.909	1:04.979	19.219	24.509	21.251	105.349	87.266
13	10:44:52.292	1:05.383	19.066	24.551	21.766	107.201	86.927

Lap	Time of Day	Lap Tm	S1	S2	S3	SFSpd	S1Spd
(888) Yumen LAI							
1	10:30:49.481	1:26.269	26.731	32.973	26.565	35.098	
2	10:32:00.939	1:11.458	21.198	26.865	23.395	84.200	
3	10:33:07.734	1:06.795	19.675	25.275	21.845	102.454	
4	10:34:13.856	1:06.122	19.428	24.829	21.865	103.402	
5	10:35:20.199	1:06.343	19.574	24.712	22.057	102.768	
6	10:37:35.959	2:15.760	19.209	27.924	1:28.627	102.142	
7	10:38:46.031	1:10.072	22.592	25.432	22.048	40.869	
8	10:39:51.605	1:05.574	19.409	24.589	21.576	102.611	
9	10:40:58.137	1:06.532	19.341	25.026	22.165	104.204	

Lap	Time of Day	Lap Tm	S1	S2	S3	SFSpd	S1Spd
(65) Kevin STRACHAN							
1	10:31:01.350	1:30.730	28.760	34.254	27.716	33.554	53.643
2	10:32:23.869	1:22.519	24.537	33.022	24.960	63.369	67.108
3	10:33:40.577	1:16.708	21.224	30.333	25.151	76.259	79.417
4	10:34:52.982	1:12.405	21.864	27.491	23.050	76.870	80.272
5	10:36:10.553	1:17.571	19.552	30.027	27.992	103.561	83.260
6	10:37:29.908	1:19.355	25.860	30.756	22.739	68.617	65.599
7	10:38:37.481	1:07.573	19.502	26.047	22.024	103.561	84.200
8	10:39:44.287	1:06.806	19.316	25.575	21.915	104.856	
9	10:41:08.346	1:24.059	25.592	33.039	25.428	100.161	39.709
10	10:42:26.088	1:17.742	26.177	28.966	22.599	72.706	54.559
11	10:43:34.698	1:08.610	19.432	25.437	23.741	103.561	84.625

Lap	Time of Day	Lap Tm	S1	S2	S3	SFSpd	S1Spd
(172) Keith RICHARDSON							
1	10:31:04.570	1:30.026	27.509	34.359	28.158	35.469	57.259
2	10:32:27.883	1:23.313	25.588	30.198	27.527	69.112	62.835
3	10:33:45.012	1:17.129	22.670	29.110	25.349	69.470	76.345
4	10:34:55.146	1:10.134	20.114	26.674	23.346	101.524	82.543
5	10:36:10.039	1:14.893	20.034	28.642	26.217	102.298	83.571
6	10:37:19.481	1:09.442	20.199	26.179	23.064	101.371	84.946
7	10:38:27.964	1:08.483	19.602	25.852	23.029	102.298	85.270
8	10:39:40.813	1:12.849	20.093	29.391	23.365	99.419	85.596
9	10:40:55.629	1:14.816	20.391	30.916	23.509	100.011	81.839
10	10:42:03.515	1:07.886	19.601	25.762	22.523	102.611	84.732

Lap	Time of Day	Lap Tm	S1	S2	S3	SFSpd	S1Spd
(555) Lewis MacDOUGALL							
1	10:31:03.144	1:26.144	26.909	34.093	25.142	36.791	
2	10:32:17.930	1:14.786	20.706	29.095	24.985	94.252	
3	10:33:29.252	1:11.322	20.267	26.105	24.950	99.419	
4	10:34:40.066	1:10.814	20.900	26.757	23.157	85.270	
5	10:35:50.852	1:10.786	20.373	26.567	23.846	101.987	
6	10:37:04.851	1:13.999	22.452	28.207	23.340	87.837	
7	10:38:16.206	1:11.355	20.087	27.097	24.171	101.524	
8	10:39:25.587	1:09.381	20.022	26.182	23.177	99.863	
9	10:40:49.129	1:23.542	19.821	39.180	24.541	102.142	
10	10:41:57.501	1:08.372	19.866	25.632	22.874	100.762	

Lap	Time of Day	Lap Tm	S1	S2	S3	SFSpd	S1Spd
(88) Martin BROWN							
1	10:30:59.268	1:30.799	28.775	34.392	27.632	31.580	
2	10:32:21.181	1:21.913	25.735	30.071	26.107	71.927	
3	10:33:37.722	1:16.541	21.661	29.984	24.896	81.343	
4	10:34:47.634	1:09.912	19.350	26.708	23.854	105.515	
5	10:36:12.885	1:25.251	23.408	33.798	28.045	106.351	
6	10:37:23.510	1:10.625	20.435	27.080	23.110	85.054	
7	10:38:32.188	1:08.678	19.606	26.331	22.741	107.030	
8	10:39:48.416	1:16.228	24.766	28.256	23.206	107.544	
9	10:41:14.945	1:26.529	24.207	32.136	30.186	91.179	
10	10:43:35.361	2:20.416	21.556	28.956	1:29.904	75.064	
11	10:44:53.383	1:18.022	24.007	28.720	25.295	36.216	

Lap	Time of Day	Lap Tm	S1	S2	S3	SFSpd	S1Spd
(600) Michael ANDERSON							
1	10:30:50.897	1:31.114	27.178	33.979	29.957	32.944	
2	10:32:05.426	1:14.529	22.542	28.060	23.927	62.484	
3	10:33:19.284	1:13.858	22.413	28.211	23.234	80.950	
4	10:34:31.666	1:12.382	20.714	27.478	24.190	100.762	
5	10:35:58.965	1:27.299	29.455	33.341	24.503	98.111	
6	10:40:35.960	4:36.995	21.839	28.246	3:46.910	80.561	
7	10:41:49.369	1:13.409	23.719	26.638	23.052	38.768	
8	10:43:00.453	1:11.084	20.579	27.577	22.928	98.254	

Lap	Time of Day	Lap Tm	S1	S2	S3	SFSpd	S1Spd
(484) Euan DUNCAN							
1	10:30:45.204	1:29.368	28.477	33.344	27.547	28.976	
2	10:32:03.874	1:18.670	22.202	29.525	26.943	86.035	
3	10:33:24.615	1:20.741	24.918	30.373	25.450	75.402	
4	10:34:40.774	1:16.159	21.167	27.965	27.027	97.967	
5	10:35:57.352	1:16.578	22.882	29.167	24.529	81.244	
6	10:37:09.965	1:12.613	20.422	28.098	24.093	99.566	
7	10:38:25.806	1:15.841	20.994	29.975	24.872	98.833	
8	10:39:39.600	1:13.794	21.081	28.374	24.339	91.802	
9	10:40:59.436	1:19.836	20.563	31.040	28.233	96.558	
10	10:42:14.007	1:14.571	22.224	28.133	24.214	82.139	
11	10:43:29.821	1:15.814	21.044	29.873	24.897	95.731	
12	10:44:43.074	1:13.253	20.721	27.995	24.537	97.117	

Lap	Time of Day	Lap Tm	S1	S2	S3	SFSpd	S1Spd
(28) Ewan HAMILTON							
1	10:30:48.836	1:27.006	27.120	33.081	26.805	36.099	
2	10:32:04.564	1:15.728	21.192	29.036			



Super Lap Scotland - Round 2 AC

Super Lap Scotland

Knockhill 1.267 miles

Practice - Group 1

16/06/2018 10:35

Practice (15:00 Time) started at 10:29:11

Lap	Time of Day	Lap Tm	S1	S2	S3	SFSpd	S1Spd	Lap	Time of Day	Lap Tm	S1	S2	S3	SFSpd	S1Spd
(155) Karen O'BRIEN															
1	10:30:58.060	1:32.671	30.547	33.940	28.184	34.361	58.253								
2	10:32:19.238	1:21.178	23.823	30.351	27.004	76.607	67.717								
3	10:33:38.876	1:19.638	22.661	29.944	27.033	82.240	64.218								
4	10:36:49.468	3:10.592	26.360	35.981	2:08.251	74.234	49.235								
(38) Sean HISLOP															
1	10:31:10.587	1:30.197	27.906	34.076	28.215	31.140	64.713								
2	10:32:32.302	1:21.715	23.744	31.042	26.929	79.230	71.239								
3	10:33:56.345	1:24.043	24.139	31.782	28.122	84.625	67.991								

Clerk of the Course. Orbits

Sig : Time :
 Chief Timekeeper : Ian Sharp (SMART Timing)
 Results available at www.speedhive.com and www.smart-timing.co.uk





Super Lap Scotland - Round 2 AC

Sorted on best lap time

Super Lap Scotland

Knockhill 1.267 miles

Practice - Group 2

16/06/2018 10:55

Practice (15:00 Time) started at 10:49:17

Pos	No.	Name	Make/Model	Class Code	Laps	Best Tm	Diff	Best Speed	2nd Best
1	81	Ian PITMAN	Subaru Impreza	SLS-D	12	1:03.328		72.019	1:03.726
2	777	Ian HOGGINS	Honda Civic	SLS-D	9	1:04.115	0.787	71.135	1:04.629
3	87	Paul BELL	Mini Cooper	SLS-D	12	1:04.841	1.513	70.339	1:04.941
4	73	Robert DAVEY	Lotus Elise S220 Cup	SLS-D	9	1:08.721	5.393	66.367	1:09.737
5	37	Andrew SKINNER	Westfield Seiw	SLS-D	10	1:09.103	5.775	66.001	1:09.183
6	101	John WALLACE	Fiat Coupe Turbo	SLS-D	4	1:09.316	5.988	65.798	1:09.749
7	42	Alex MILNE	Audi TTRS Plus	SLS-D	4	1:13.200	9.872	62.307	1:13.472
8	551	Adam KINDNESS	Subaru Impreza STi Type R	SLS-B	4	1:15.190	11.862	60.658	1:15.453
9	20	Paul MARTIN	Mitsubishi Evo 8 MR	SLS-D	4	1:15.249	11.921	60.610	1:20.731
10	21	Marc IRVINE	Ford Focus	SLS-D	4	1:16.498	13.170	59.620	1:20.632
11	27	Iain TAYLOR	Renault Clio 182	SLS-D	3	1:19.210	15.882	57.579	1:23.955
12	94	Jonathan SCRIMGEOUR	Vauxhall Astra VXR	SLS-D	3	1:22.166	18.838	55.508	1:27.992
13	67	Marshall WISHART	Mazda RX8	SLS-D	3	1:26.933	23.605	52.464	1:32.933

Clerk of the Course.

Orbits

Sig : Time :
 Chief Timekeeper : Ian Sharp (SMART Timing)
 Results available at www.speedhive.com and www.smart-timing.co.uk



Super Lap Scotland - Round 2 AC

Super Lap Scotland

Knockhill 1.267 miles

Practice - Group 2

16/06/2018 10:55

Practice (15:00 Time) started at 10:49:17

Lap	Time of Day	Lap Tm	S1	S2	S3	SFSpd	S1Spd
(81) Ian PITMAN							
1	10:51:03.454	1:26.778	27.055	34.247	25.476	34.825	
2	10:52:23.147	1:19.693	22.383	32.686	24.624	84.200	
3	10:53:31.002	1:07.855	19.605	26.152	22.098	87.722	
4	10:54:44.212	1:13.210	21.246	28.334	23.630	85.596	
5	11:16:58.337	22:14.125				93.465	
6	11:18:19.799	1:21.462		30.874	23.110	32.864	
7	11:19:25.307	1:05.508	19.160	24.837	21.511	104.043	
8	11:20:32.572	1:07.265	18.842	25.461	22.962	107.030	
9	11:21:36.567	1:03.995	18.695	24.356	20.944	109.296	
10	11:22:41.020	1:04.453	18.509	24.834	21.110	116.304	
11	11:23:44.746	1:03.726	18.540	24.353	20.833	94.120	
12	11:24:48.074	1:03.328	18.130	24.230	20.968	117.733	

(777) Ian HOGGINS							
1	10:50:56.656	1:28.284	26.679	38.064	23.541	39.153	54.426
2	10:52:08.463	1:11.807	20.163	28.054	23.590	95.868	88.416
3	10:53:15.099	1:06.636	19.767	25.535	21.334	101.524	86.479
4	10:54:27.056	1:11.957	19.240	30.839	21.878	108.588	
5	11:17:43.013	1:09.565		25.446	21.766		
6	11:18:47.642	1:04.629		24.242	21.127	111.290	
7	11:19:51.757	1:04.115	18.903	24.134	21.078	109.474	
8	11:20:58.337	1:06.580	19.776	25.529	21.275	100.914	
9	11:22:03.539	1:05.202	19.768	24.440	20.994	107.030	

(87) Paul BELL							
1	10:51:02.478	1:27.203	25.656	35.857	25.690	35.507	
2	10:52:43.381	1:40.903	22.436			86.814	
3	10:54:02.516	1:19.135	22.056			86.368	
4	11:16:34.964	22:32.448	19.333			108.941	
5	11:17:46.540	1:11.576	22.415			43.045	
6	11:18:53.224	1:06.684	18.973			109.296	
7	11:19:59.692	1:06.468	18.905			112.786	
8	11:21:05.628	1:05.936	18.759			112.597	
9	11:22:12.958	1:07.330	19.332			109.832	
10	11:23:18.521	1:05.563	18.834			109.296	
11	11:24:23.462	1:04.941	18.559			113.166	
12	11:25:28.303	1:04.841	18.578			112.976	

(73) Robert DAVEY							
1	10:51:06.899	1:25.850	26.048	33.860	25.942	36.333	65.535
2	10:52:27.492	1:20.593	22.475	32.607	25.511	88.299	70.863
3	10:53:47.641	1:20.149	25.225	30.048	24.876	73.262	64.651
4	11:19:12.944	24:09.370					
5	11:20:36.103	1:23.159		29.933	27.592	38.545	71.164
6	11:21:51.870	1:15.767	23.822	27.999	23.946	73.502	83.054
7	11:23:02.829	1:10.959	20.271	27.370	23.318	97.682	87.837
8	11:24:12.566	1:09.737	19.739	27.087	22.911	105.681	88.068
9	11:25:21.287	1:08.721	19.582	26.260	22.879	107.030	89.239

(37) Andrew SKINNER							
1	10:51:10.207	1:26.056	25.368	34.851	25.837	37.511	
2	10:52:32.810	1:22.603	21.536	33.584	27.483	97.540	
3	10:53:50.571	1:17.761	22.482	29.395	25.884	74.316	
4	11:17:55.903	22:43.904					
5	11:19:11.896	1:15.993		27.400	23.903	34.030	
6	11:20:21.079	1:09.183	19.790	26.424	22.969	100.762	
7	11:21:30.182	1:09.103	19.596	26.593	22.914	101.678	
8	11:22:40.515	1:10.333	19.467	26.230	24.636	101.218	
9	11:23:52.943	1:12.428	22.221	26.927	23.280	75.064	
10	11:25:06.063	1:13.120	19.480	26.093	27.547	102.768	

(101) John WALLACE							
1	10:50:54.976	1:28.400	27.325	37.252	23.823	38.903	54.961
2	10:52:04.725	1:09.749	19.270	27.732	22.747	106.859	86.479
3	10:53:14.041	1:09.316	20.376	26.875	22.065	102.454	85.487
4	10:54:44.679	1:30.638	19.318	44.620	26.700	100.762	93.465

(42) Alex MILNE							
1	10:51:04.906	1:26.243	26.376	34.712	25.155	37.935	66.377
2	10:52:25.117	1:20.211	22.478	32.338	25.395	83.260	63.973
3	10:53:38.589	1:13.472	20.538	29.681	23.253	91.303	81.839
4	10:54:51.789	1:13.200	21.017	28.914	23.269	92.818	71.850

(551) Adam KINDNESS							
1	10:50:56.438	1:31.905	28.813	37.159	25.933	37.786	
2	10:52:12.862	1:16.424	24.369	27.869	24.186	68.617	
3	10:53:28.315	1:15.453	22.263	29.140	24.050	91.427	
4	10:54:43.505	1:15.190	21.430	30.060	23.700	93.726	
(20) Paul MARTIN							
1	10:51:01.321	1:27.690	25.958	36.185	25.547	30.783	
2	10:52:22.052	1:20.731	22.861	33.021	24.849	86.590	
3	10:53:37.301	1:15.249	21.138	29.510	24.601	93.465	
4	10:54:58.825	1:21.524	23.894	32.173	25.457	88.767	

(21) Marc IRVINE							
1	10:50:51.862	1:30.651	27.844	34.792	28.015	29.694	
2	10:52:08.360	1:16.498	21.815	30.090	24.593	82.543	
3	10:53:29.755	1:21.395	22.145	30.609	28.641	78.580	
4	10:54:50.387	1:20.632	21.454	34.495	24.683	91.303	

(27) Iain TAYLOR							
1	10:51:11.636	1:24.879	24.788	34.540	25.551	37.892	71.239
2	10:52:35.591	1:23.955	21.559	33.511	28.885	90.198	66.974
3	10:53:54.801	1:19.210	23.222	31.319	24.669	76.782	66.774

(94) Jonathan SCRIMGEOUR							
1	10:51:17.369	1:27.992	27.675	33.332	26.985	35.413	
2	11:19:15.262	27:57.893	24.387	32.997	27:00.509	86.702	
3	11:20:37.428	1:22.166	25.513	31.629	25.024	38.194	

(67) Marshall WISHART							
1	10:50:55.616	1:32.933	28.553	34.146	30.234	31.140	66.641
2	11:16:39.128	25:43.512	27.063	32.243	24:44.206	63.489	60.621
3	11:18:06.061	1:26.933	26.734	31.751	28.448	36.812	72.159

Clerk of the Course.

Sig : Time :
 Chief Timekeeper : Ian Sharp (SMART Timing)

Results available at www.speedhive.com and www.smart-timing.co.uk

Printed: 16/06/2018 11:28:30





Super Lap Scotland - Round 2 AC

Sorted on best lap time

Super Lap Scotland

Knockhill 1.267 miles

Practice - Group 3

16/06/2018 11:15

Practice (15:00 Time) started at 11:28:02

Pos	No.	Name	Make/Model	Class Code	Laps	Best Tm	Diff	Best Speed	2nd Best
1	0	Andy FORREST	Westfield	SLS-A	6	59.771		76.305	59.990
2	11	Christopher CHERRY	Mitsubishi Evo	SLS-C	6	1:03.403	3.632	71.934	1:03.955
3	44	Steven JEFFERIES	Mitsubishi Evo VI	SLS-A	10	1:03.582	3.811	71.732	1:05.202
4	34	Blair McCONACHIE	Caterham Superlight R	SLS-C	13	1:06.133	6.362	68.965	1:07.060
5	76	Robbie WYPER	Mitsubishi Evo 8 MR	SLS-C	7	1:06.250	6.479	68.843	1:06.924
6	89	William ROBSON	Ford Focus RS	SLS-A	7	1:07.447	7.676	67.621	1:08.966
7	61	Andy CLOTWORTHY	Subaru Impreza	SLS-B	6	1:08.594	8.823	66.490	1:09.178
8	26	Bob MacKAY	Mitsubishi Evo 7	SLS-C	8	1:09.308	9.537	65.805	1:10.245
9	13	Keith COWIE	Seat Leon Supercopa	SLS-B	6	1:11.472	11.701	63.813	1:11.795
10	95	Wayne SUTHERLAND	Mitsubishi Evo 6	SLS-A				-	
11	73	Robert DAVEY	Lotus Elise S220 Cup	SLS-D				-	

Clerk of the Course.

Orbits

Sig : Time :
 Chief Timekeeper : Ian Sharp (SMART Timing)
 Results available at www.speedhive.com and www.smart-timing.co.uk



Super Lap Scotland - Round 2 AC

Super Lap Scotland

Knockhill 1.267 miles

Practice - Group 3

16/06/2018 11:15

Practice (15:00 Time) started at 11:28:02

Lap	Time of Day	Lap Tm	S1	S2	S3	SFSpd	S1Spd
(0) Andy FORREST							
1	11:29:37.463	1:18.111	25.669	29.190	23.252	48.664	73.262
2	11:30:40.156	1:02.693	18.414	24.271	20.008	111.474	105.020
3	11:31:40.146	59.990	16.751	23.603	19.636	133.947	111.474
4	11:32:41.305	1:01.159	17.960	23.569	19.630	126.618	112.597
5	11:33:41.560	1:00.255	17.236	23.029	19.990	131.842	112.220
6	11:34:41.331	59.771	17.154	23.135	19.482	131.584	111.105

(11) Christopher CHERRY							
1	11:29:48.871	1:19.687	28.538	27.915	23.234	35.061	75.657
2	11:30:59.027	1:10.156	19.845	27.555	22.756	100.611	89.120
3	11:32:08.499	1:09.472	19.009	28.112	22.351	99.419	78.765
4	11:33:12.637	1:04.138	18.825	24.550	20.763	107.030	98.833
5	11:34:16.592	1:03.955	18.546	24.401	21.008	105.349	98.398
6	11:35:19.995	1:03.403	18.269	24.086	21.048	112.976	98.688

(44) Steven JEFFERIES							
1	11:29:44.789	1:27.975	28.044	34.983	24.948	43.492	48.593
2	11:31:02.530	1:17.741	21.193	29.514	27.034	75.317	88.416
3	11:32:18.314	1:15.784	27.756	27.414	20.614	72.392	67.175
4	11:33:31.008	1:12.694	18.295	30.292	24.107	112.976	80.272
5	11:35:37.199	2:06.191	21.147	28.171	1:16.873	86.814	76.782
6	11:36:50.523	1:13.324	19.040	28.750	25.534	59.230	84.839
7	11:37:54.105	1:03.582	17.177	26.073	20.332	117.526	90.564
8	11:38:59.307	1:05.202	17.169	25.698	22.335	120.480	90.442
9	11:40:14.183	1:14.876	22.390	28.899	23.587	67.513	72.706
10	11:41:24.310	1:10.127	19.416	26.890	23.821	93.857	81.839

(34) Blair McCONACHIE							
1	11:29:51.157	1:17.295	25.136	28.729	23.430	41.916	
2	11:31:00.453	1:09.296	19.551	26.975	22.770	99.272	
3	11:32:10.255	1:09.802	19.598	27.242	22.962	92.562	
4	11:33:17.471	1:07.216	19.980	25.556	21.680	92.054	
5	11:34:23.604	1:06.133	18.592	25.885	21.656	110.922	
6	11:35:30.664	1:07.060	18.904	26.285	21.871	111.290	
7	11:36:37.931	1:07.267	19.122	26.006	22.139	107.030	
8	11:37:46.706	1:08.775	19.583	27.034	22.158	105.020	
9	11:38:57.062	1:10.356	19.587	27.419	23.350	103.242	
10	11:40:08.338	1:11.276	19.894	28.177	23.205	98.833	
11	11:41:20.752	1:12.414	20.467	28.452	23.495	96.005	
12	11:42:32.381	1:11.629	20.043	28.647	22.939	98.111	
13	11:43:43.892	1:11.511	19.953	28.274	23.284	101.066	

(76) Robbie WYPER							
1	11:29:26.419	1:16.439	23.048	29.385	24.006	40.475	80.465
2	11:30:32.669	1:06.250	18.668	26.149	21.433	119.409	91.055
3	11:31:39.593	1:06.924	18.167	27.228	21.529	121.572	98.833
4	11:32:49.377	1:09.784	20.036	28.066	21.682	120.265	82.849
5	11:33:59.289	1:09.912	19.502	27.837	22.573	117.116	78.214
6	11:35:09.162	1:09.873	20.103	27.479	22.291	104.204	88.299
7	11:36:18.115	1:08.953	19.538	26.811	22.604	106.859	88.767

(89) William ROBSON							
1	11:29:15.768	1:11.844	22.724	26.645	22.475	40.894	92.054
2	11:30:23.215	1:07.447	18.847	26.269	22.331	117.940	92.562
3	11:31:32.181	1:08.966	19.553	26.374	23.039	112.786	91.427
4	11:32:41.909	1:09.728	19.561	26.785	23.382	108.238	89.477
5	11:33:51.815	1:09.906	20.236	26.794	22.876	107.890	85.379
6	11:35:01.189	1:09.374	19.736	26.472	23.166	110.922	89.358
7	11:36:11.760	1:10.571	20.048	27.026	23.497	108.413	86.257

(61) Andy CLOTWORTHY							
1	11:29:50.563	1:27.299	26.545	34.423	26.331	45.282	
2	11:31:05.614	1:15.051	23.121	29.018	22.912	75.233	
3	11:32:14.208	1:08.594	19.449	27.128	22.017	105.515	
4	11:34:37.164	2:22.956	18.949	29.433	1:34.574	104.856	
5	11:35:47.634	1:10.470	21.896	26.373	22.201	45.528	
6	11:36:56.812	1:09.178	19.956	27.409	21.813	87.952	

(26) Bob MacKAY							
1	11:29:27.550	1:20.944	24.011	30.597	26.336	37.532	82.039
2	11:30:42.289	1:14.739	20.884	28.707	25.148	80.368	86.590
3	11:31:54.332	1:12.043	20.176	28.578	23.289	87.952	84.946

Clerk of the Course.

Sig : Time :
 Chief Timekeeper : Ian Sharp (SMART Timing)

Results available at www.speedhive.com and www.smart-timing.co.uk

Printed: 16/06/2018 11:47:01

Orbits





Super Lap Scotland - Round 2 AC

Sorted on best lap time

Super Lap Scotland

Knockhill 1.267 miles

Practice - Overall

16/06/2018 10:35

Practice started at 10:29:11

Pos	No.	Name	Make/Model	Class Code	Laps	Best Tm	Diff	Best Speed	2nd Best
1	0	Andy FORREST	Westfield	SLS-A	6	59.771		76.305	59.990
2	6	Michael FOSTER	Renault Clio 172	SLS-E	9	1:03.284	3.513	72.069	1:03.840
3	81	Ian PITMAN	Subaru Impreza	SLS-D	12	1:03.328	3.557	72.019	1:03.726
4	11	Christopher CHERRY	Mitsubishi Evo	SLS-C	6	1:03.403	3.632	71.934	1:03.955
5	44	Steven JEFFERIES	Mitsubishi Evo VI	SLS-A	10	1:03.582	3.811	71.732	1:05.202
6	777	Ian HOGGINS	Honda Civic	SLS-D	10	1:04.115	4.344	71.135	1:04.629
7	87	Paul BELL	Mini Cooper	SLS-D	12	1:04.841	5.070	70.339	1:04.941
8	333	John LINDSAY	Renault Sport Clio	SLS-E	13	1:04.979	5.208	70.189	1:05.383
9	888	Yumen LAI	Renault Clio 182	SLS-F	9	1:05.574	5.803	69.553	1:06.122
10	34	Blair McCONACHIE	Caterham Superlight R	SLS-C	13	1:06.133	6.362	68.965	1:07.060
11	76	Robbie WYPER	Mitsubishi Evo 8 MR	SLS-C	7	1:06.250	6.479	68.843	1:06.924
12	65	Kevin STRACHAN	Renault Clio	SLS-F	11	1:06.806	7.035	68.270	1:07.573
13	89	William ROBSON	Ford Focus RS	SLS-A	7	1:07.447	7.676	67.621	1:08.966
14	172	Keith RICHARDSON	Renault Clio 172	SLS-F	10	1:07.886	8.115	67.184	1:08.483
15	555	Lewis MacDOUGALL	Renault Clio	SLS-F	11	1:08.372	8.601	66.706	1:09.098
16	61	Andy CLOTWORTHY	Subaru Impreza	SLS-B	6	1:08.594	8.823	66.490	1:09.178
17	88	Martin BROWN	Subaru Impreza WRX	SLS-F	11	1:08.678	8.907	66.409	1:09.912
18	73	Robert DAVEY	Lotus Elise S220 Cup	SLS-D	10	1:08.721	8.950	66.367	1:09.737
19	37	Andrew SKINNER	Westfield Seiw	SLS-D	11	1:09.103	9.332	66.001	1:09.183
20	26	Bob MacKAY	Mitsubishi Evo 7	SLS-C	8	1:09.308	9.537	65.805	1:10.245
21	101	John WALLACE	Fiat Coupe Turbo	SLS-D	4	1:09.316	9.545	65.798	1:09.749
22	600	Michael ANDERSON	Ford Puma	SLS-F	8	1:11.084	11.313	64.161	1:12.382
23	13	Keith COWIE	Seat Leon Supercopa	SLS-B	6	1:11.472	11.701	63.813	1:11.795
24	484	Euan DUNCAN	Honda S2000	SLS-E	12	1:12.613	12.842	62.810	1:13.253
25	28	Ewan HAMILTON	Mini Cooper S	SLS-F	5	1:13.189	13.418	62.316	1:14.199
26	42	Alex MILNE	Audi TTRS Plus	SLS-D	4	1:13.200	13.429	62.307	1:13.472
27	72	Thomas SILK	Ford Focus	SLS-F	12	1:13.994	14.223	61.638	1:14.050
28	27	Iain TAYLOR	Renault Clio 182	SLS-D	4	1:15.132	15.361	60.704	1:19.210
29	551	Adam KINDNESS	Subaru Impreza STi Type R	SLS-B	4	1:15.190	15.419	60.658	1:15.453
30	20	Paul MARTIN	Mitsubishi Evo 8 MR	SLS-D	4	1:15.249	15.478	60.610	1:20.731
31	21	Marc IRVINE	Ford Focus	SLS-D	5	1:16.498	16.727	59.620	1:20.632
32	24	Jordan SMITH	Ford Escort	SLS-F	12	1:16.836	17.065	59.358	1:17.023
33	155	Karen O'BRIEN	Mini Cooper	SLS-F	4	1:19.638	19.867	57.270	1:21.178
34	38	Sean HISLOP	Renault Clio RS	SLS-F	3	1:21.715	21.944	55.814	1:24.043
35	94	Jonathan SCRIMGEOUR	Vauxhall Astra VXR	SLS-D	3	1:22.166	22.395	55.508	1:27.992
36	67	Marshall WISHART	Mazda RX8	SLS-D	3	1:26.933	27.162	52.464	1:32.933
37	95	Wayne SUTHERLAND	Mitsubishi Evo 6	SLS-A				-	

Clerk of the Course.

Sig : Time :
 Chief Timekeeper : Ian Sharp (SMART Timing)

Results available at www.speedhive.com and www.smart-timing.co.uk

Printed: 16/06/2018 19:08:48



Super Lap Scotland - Round 2 AC

Sorted on best lap time

Super Lap Scotland

Knockhill 1.267 miles

Practice - Overall

16/06/2018 10:35

Practice started at 10:29:11

Pos	No.	Name	Make/Model	Class Code	Laps	Best Tm	Diff	Best Speed	2nd Best
-----	-----	------	------------	------------	------	---------	------	------------	----------

Super Lap Scotland (A)

1	0	Andy FORREST	Westfield	SLS-A	6	59.771		76.305	59.990
2	44	Steven JEFFERIES	Mitsubishi Evo VI	SLS-A	10	1:03.582	3.811	71.732	1:05.202
3	89	William ROBSON	Ford Focus RS	SLS-A	7	1:07.447	7.676	67.621	1:08.966
4	95	Wayne SUTHERLAND	Mitsubishi Evo 6	SLS-A				-	

Super Lap Scotland (B)

1	61	Andy CLOTWORTHY	Subaru Impreza	SLS-B	6	1:08.594		66.490	1:09.178
2	13	Keith COWIE	Seat Leon Supercopa	SLS-B	6	1:11.472	2.878	63.813	1:11.795
3	551	Adam KINDNESS	Subaru Impreza STi Type R	SLS-B	4	1:15.190	6.596	60.658	1:15.453

Super Lap Scotland (C)

1	11	Christopher CHERRY	Mitsubishi Evo	SLS-C	6	1:03.403		71.934	1:03.955
2	34	Blair McCONACHIE	Caterham Superlight R	SLS-C	13	1:06.133	2.730	68.965	1:07.060
3	76	Robbie WYPER	Mitsubishi Evo 8 MR	SLS-C	7	1:06.250	2.847	68.843	1:06.924
4	26	Bob MacKAY	Mitsubishi Evo 7	SLS-C	8	1:09.308	5.905	65.805	1:10.245

Super Lap Scotland (D)

1	81	Ian PITMAN	Subaru Impreza	SLS-D	12	1:03.328		72.019	1:03.726
2	777	Ian HOGGINS	Honda Civic	SLS-D	10	1:04.115	0.787	71.135	1:04.629
3	87	Paul BELL	Mini Cooper	SLS-D	12	1:04.841	1.513	70.339	1:04.941
4	73	Robert DAVEY	Lotus Elise S220 Cup	SLS-D	10	1:08.721	5.393	66.367	1:09.737
5	37	Andrew SKINNER	Westfield Seiw	SLS-D	11	1:09.103	5.775	66.001	1:09.183
6	101	John WALLACE	Fiat Coupe Turbo	SLS-D	4	1:09.316	5.988	65.798	1:09.749
7	42	Alex MILNE	Audi TTRS Plus	SLS-D	4	1:13.200	9.872	62.307	1:13.472
8	27	Iain TAYLOR	Renault Clio 182	SLS-D	4	1:15.132	11.804	60.704	1:19.210
9	20	Paul MARTIN	Mitsubishi Evo 8 MR	SLS-D	4	1:15.249	11.921	60.610	1:20.731
10	21	Marc IRVINE	Ford Focus	SLS-D	5	1:16.498	13.170	59.620	1:20.632
11	94	Jonathan SCRIMGEOUR	Vauxhall Astra VXR	SLS-D	3	1:22.166	18.838	55.508	1:27.992
12	67	Marshall WISHART	Mazda RX8	SLS-D	3	1:26.933	23.605	52.464	1:32.933

Super Lap Scotland (E)

1	6	Michael FOSTER	Renault Clio 172	SLS-E	9	1:03.284		72.069	1:03.840
2	333	John LINDSAY	Renault Sport Clio	SLS-E	13	1:04.979	1.695	70.189	1:05.383
3	484	Euan DUNCAN	Honda S2000	SLS-E	12	1:12.613	9.329	62.810	1:13.253

Super Lap Scotland (F)

1	888	Yumen LAI	Renault Clio 182	SLS-F	9	1:05.574		69.553	1:06.122
2	65	Kevin STRACHAN	Renault Clio	SLS-F	11	1:06.806	1.232	68.270	1:07.573
3	172	Keith RICHARDSON	Renault Clio 172	SLS-F	10	1:07.886	2.312	67.184	1:08.483
4	555	Lewis MacDOUGALL	Renault Clio	SLS-F	11	1:08.372	2.798	66.706	1:09.098
5	88	Martin BROWN	Subaru Impreza WRX	SLS-F	11	1:08.678	3.104	66.409	1:09.912


Clerk of the Course.

Sig : Time :
 Chief Timekeeper : Ian Sharp (SMART Timing)

Results available at www.speedhive.com and www.smart-timing.co.uk

Printed: 16/06/2018 19:09:02

Orbits





Bulletin No. _____

Super Lap Scotland - Round 2 AC

Sorted on best lap time

Super Lap Scotland

Knockhill 1.267 miles

Practice - Overall

16/06/2018 10:35

Practice started at 10:29:11

Pos	No.	Name	Make/Model	Class Code	Laps	Best Tm	Diff	Best Speed	2nd Best
6	600	Michael ANDERSON	Ford Puma	SLS-F	8	1:11.084	5.510	64.161	1:12.382
7	28	Ewan HAMILTON	Mini Cooper S	SLS-F	5	1:13.189	7.615	62.316	1:14.199
8	72	Thomas SILK	Ford Focus	SLS-F	12	1:13.994	8.420	61.638	1:14.050
9	24	Jordan SMITH	Ford Escort	SLS-F	12	1:16.836	11.262	59.358	1:17.023
10	155	Karen O'BRIEN	Mini Cooper	SLS-F	4	1:19.638	14.064	57.270	1:21.178
11	38	Sean HISLOP	Renault Clio RS	SLS-F	3	1:21.715	16.141	55.814	1:24.043

Clerk of the Course.

Sig : Time :
Chief Timekeeper : Ian Sharp (SMART Timing)

Results available at www.speedhive.com and www.smart-timing.co.uk

Printed: 16/06/2018 19:09:02

Orbits





Super Lap Scotland - Round 2 AC

Sorted on best lap time

Northern Sports & Saloons Cars Championship

Knockhill 1.267 miles

Qualifying

16/06/2018 11:50

Practice (20:00 Time) started at 12:01:24

Pos	No.	Name	Make/Model	Class Code	Laps	Best Tm	Diff	Best Speed	2nd Best
1	00	Andy ROBINSON	Ford Falcon	A1	9	1:03.630		71.678	1:04.401
2	54	Andrew MORRISON	Seat Cupra	A1	9	1:03.957	0.327	71.311	1:04.001
3	18	Paul TOUGH	BMW E46 M3	B2	13	1:04.301	0.671	70.930	1:04.926
4	31	Gary BOWERS	BMW E46 328	B2	18	1:05.090	1.460	70.070	1:05.140
5	15	David COX	Peugeot 205 GTi	C	18	1:05.275	1.645	69.871	1:05.341
6	10	Allan GIBSON	Lotus Exige	A1	12	1:05.990	2.360	69.114	1:06.921
7	90	Simon SHERIDAN	Honda Civic	D	17	1:06.169	2.539	68.927	1:06.306
8	63	Kyle MURCHIE	Pell Genesis	E2	9	1:06.236	2.606	68.857	1:06.819
9	60	Stephen CRAGGS	Mazda MX5	B2	18	1:06.782	3.152	68.294	1:06.854
10	2	Jeff WILSON	Lotus Elise	A1	5	1:07.511	3.881	67.557	1:10.104
11	1	Mark LEYBOURNE	Westfield FW	E2	18	1:07.898	4.268	67.172	1:07.950
12	89	Daniel KELL	Ford Sierra XR4x4	B2	17	1:08.095	4.465	66.978	1:08.558
13	12	Scott HUBEL	Peugeot 205 T16	A2	5	1:08.818	5.188	66.274	1:10.598
14	30	Paul LIGHTBURN	BMW E36 318is	B2	17	1:09.064	5.434	66.038	1:09.342
15	7	Alan McPHERSON	MK Indy	A2	9	1:10.092	6.462	65.069	1:10.260
16	46	Ian HUMPIISH	Ford Focus	B2	4	1:13.631	10.001	61.942	1:14.175
17	62	Paul RANKIN	Westfield	E1	14	1:14.020	10.390	61.616	1:14.075
18	28	Scott TOLLEN	Ford Escort Cosworth	B2	5	1:15.150	11.520	60.690	1:17.856
19	99	David BREWIS	Davrian	A2	2	1:27.640	24.010	52.041	1:34.373
20	59	Damien McKAY	Ginetta G20	E1				-	

Clerk of the Course.

Orbits

Sig : Time :
 Chief Timekeeper : Ian Sharp (SMART Timing)
 Results available at www.speedhive.com and www.smart-timing.co.uk



Super Lap Scotland - Round 2 AC

Northern Sports & Saloons Cars Championship

Knockhill 1.267 miles

Qualifying

16/06/2018 11:50

Practice (20:00 Time) started at 12:01:24

Lap	Time of Day	Lap Tm	S1	S2	S3	SFSpd	S1Spd
(00) Andy ROBINSON							
1	12:03:27.192	1:16.477	24.250	28.194	24.033	45.282	
2	12:04:34.835	1:07.643	19.778	26.574	21.291	100.611	
3	12:05:42.876	1:08.041	19.021	26.429	22.591	115.504	
4	12:06:46.506	1:03.630	18.156	24.763	20.711	118.147	
5	12:07:52.334	1:05.828	19.242	25.326	21.260	111.846	
6	12:08:59.705	1:07.371	18.977	26.545	21.849	108.413	
7	12:10:04.106	1:04.401	18.518	24.444	21.439	108.238	
8	12:11:09.343	1:05.237	19.461	24.490	21.286	93.205	
9	12:12:13.848	1:04.505	18.679	24.363	21.463	104.204	
(54) Andrew MORRISON							
1	12:02:47.388	1:14.920	23.662	28.566	22.692	36.751	
2	12:03:54.191	1:06.803	19.305	26.108	21.390	104.529	
3	12:04:59.195	1:05.004	18.060	25.768	21.176	111.105	
4	12:06:07.220	1:08.025	19.618	26.402	22.005	100.914	
5	12:07:12.582	1:05.362	19.578	25.202	20.582	95.868	
6	12:08:22.442	1:09.860	18.903	26.232	24.725	109.474	
7	12:09:27.702	1:05.260	18.512	24.915	21.833	103.721	
8	12:10:31.703	1:04.001	18.698	24.893	20.410	108.764	
9	12:11:35.660	1:03.957	18.597	24.645	20.715	110.374	
(18) Paul TOUGH							
1	12:02:47.684	1:18.045	26.210	28.168	23.667	35.563	79.606
2	12:03:57.667	1:09.983	20.519	27.298	22.166	98.688	87.722
3	12:05:06.430	1:08.763	20.215	26.525	22.023	115.903	92.054
4	12:06:16.441	1:10.011	18.694	28.757	22.560	110.922	94.518
5	12:07:24.016	1:07.575	19.124	26.289	22.162	101.678	96.281
6	12:08:34.832	1:10.816	19.264	28.056	23.496	106.859	81.540
7	12:09:40.864	1:06.032	18.787	25.384	21.861	109.296	97.399
8	12:10:47.696	1:06.832	19.574	25.619	21.639	94.919	96.836
9	12:11:52.827	1:05.131	18.407	25.106	21.618	112.976	96.281
10	12:12:57.753	1:04.926	18.369	25.053	21.504	114.910	97.824
11	12:14:11.089	1:13.336	18.637	27.346	27.353	116.506	97.967
12	12:15:30.045	1:18.956	23.212	31.844	23.900	73.342	75.657
13	12:16:34.346	1:04.301	18.468	24.745	21.088	114.910	97.257
(31) Gary BOWERS							
1	12:02:56.182	1:18.114	24.685	29.832	23.597	41.760	
2	12:04:06.832	1:10.650	19.973	27.630	23.047	100.914	
3	12:05:16.337	1:09.505	19.859	26.982	22.664	102.454	
4	12:06:24.942	1:08.605	19.538	26.095	22.972	105.681	
5	12:07:35.734	1:10.792	20.076			104.043	
6	12:08:45.920	1:10.186	20.468			100.310	
7	12:09:54.459	1:08.539	19.757			105.681	
8	12:11:08.720	1:14.261	20.594			103.402	
9	12:12:20.503	1:11.783	20.048			105.349	
10	12:13:29.762	1:09.259	18.879			105.184	
11	12:14:36.479	1:06.717	19.064			104.529	
12	12:15:44.391	1:07.912	19.306	26.161	22.445	105.848	
13	12:16:55.502	1:11.111	22.537			106.351	
14	12:18:01.237	1:05.735	18.825	25.009	21.901	108.413	
15	12:19:16.797	1:15.560	25.305			103.084	
16	12:20:22.036	1:05.239	18.698			106.351	
17	12:21:27.176	1:05.140	18.739			108.941	
18	12:22:32.266	1:05.090	18.567			108.064	
(15) David COX							
1	12:03:08.768	1:17.162	24.296	29.113	23.753	42.798	
2	12:04:19.244	1:10.476	19.923	27.464	23.089	99.566	
3	12:05:28.485	1:09.241	19.606	26.942	22.693	103.721	
4	12:06:38.786	1:10.301	20.641	27.334	22.326	100.310	
5	12:07:46.797	1:08.011	19.405	26.499	22.107	108.941	
6	12:08:54.460	1:07.663	19.224	26.168	22.271	107.890	
7	12:10:03.912	1:09.452	19.606	26.782	23.064	100.611	
8	12:11:16.192	1:12.280	21.614	28.233	22.433	92.181	
9	12:12:25.676	1:09.484	19.844	26.260	23.380	100.611	
10	12:13:34.101	1:08.425	19.224			103.721	
11	12:14:42.611	1:08.510	19.598	26.759	22.153	102.611	
12	12:15:50.015	1:07.404	19.283			106.520	
13	12:16:55.979	1:05.964	19.571	25.032	21.361	104.043	
14	12:18:01.320	1:05.341	18.807			107.372	
15	12:19:07.207	1:05.887	18.998			109.296	

Lap	Time of Day	Lap Tm	S1	S2	S3	SFSpd	S1Spd
16	12:20:13.035	1:05.828	18.755				110.739
17	12:21:19.333	1:06.298	19.426				106.015
18	12:22:24.608	1:05.275	19.335	24.549	21.391		103.721
(10) Allan GIBSON							
1	12:03:28.812	1:26.670	25.895	32.040	28.735	43.775	67.854
2	12:04:54.157	1:25.345	22.408	34.625	28.312	77.851	63.309
3	12:06:09.227	1:15.070	21.012	28.616	25.442	77.761	71.543
4	12:07:22.563	1:13.336	21.043	27.832	24.461	79.043	80.081
5	12:08:35.956	1:13.393	20.246	27.648	25.499	98.254	85.162
6	12:09:48.773	1:12.817	20.212	28.136	24.469	95.595	77.761
7	12:10:58.951	1:10.178	19.854	27.221	23.103	94.785	79.700
8	12:12:12.541	1:13.590	19.255	30.426	23.909	104.529	76.432
9	12:13:23.786	1:11.245	19.605	27.579	24.061	101.987	78.123
10	12:14:32.394	1:08.608	19.565	26.450	22.593	92.054	80.465
11	12:15:39.315	1:06.921	19.304	25.207	22.410	100.161	83.675
12	12:16:45.305	1:05.990	19.258	25.195	21.537	104.204	82.747
(90) Simon SHERIDAN							
1	12:03:07.341	1:20.064	24.503	30.842	24.719	41.812	65.407
2	12:04:19.041	1:11.700	20.620	27.590	23.490	96.976	80.561
3	12:05:30.099	1:11.058	20.771	27.237	23.050	99.419	81.739
4	12:06:43.029	1:12.930	20.654	28.287	23.989	95.731	80.176
5	12:07:53.162	1:10.133	20.526	26.330	23.277	100.161	84.732
6	12:09:02.913	1:09.751	20.445	26.499	22.807	95.459	85.487
7	12:10:14.802	1:11.889	20.234	26.733	24.922	102.454	84.946
8	12:11:24.700	1:09.898	20.139	26.589	23.170	102.611	85.162
9	12:12:32.792	1:08.992	20.457	25.380	22.255	100.460	85.815
10	12:13:41.745	1:08.953	20.117	26.176	22.660	102.768	86.146
11	12:14:52.354	1:10.609	20.199	27.154	23.256	100.011	81.048
12	12:16:05.188	1:12.834	20.374	27.805	24.655	102.926	84.200
13	12:17:30.447	1:25.259	25.050	36.491	23.718	79.795	62.894
14	12:19:25.075	1:54.628	25.116	30.535	58.977	86.368	63.130
15	12:20:36.579	1:11.504	23.130	25.930	22.444	45.933	80.755
16	12:21:42.748	1:06.169	19.668	24.600	21.901	103.084	85.706
17	12:22:49.054	1:06.306	19.600	24.529	22.177	104.856	85.379
(63) Kyle MURCHIE							
1	12:03:34.879	1:29.006	25.387	38.015	25.604	41.221	74.981
2	12:04:52.351	1:17.472	18.975	30.636	27.861	107.030	89.836
3	12:06:05.277	1:12.926	19.258	27.511	26.157	98.979	92.435
4	12:07:12.096	1:06.819	18.555	25.921	22.343	106.520	93.857
5	12:08:21.828	1:09.732	18.003	27.307	24.422	111.290	92.562
6	12:09:29.300	1:07.472	18.244	25.415	23.813	107.544	93.595
7	12:10:36.747	1:07.447	18.596	26.300	22.551	107.890	94.252
8	12:11:42.983	1:06.236	18.494	25.233	22.509	110.012	89.716
9	12:12:50.017	1:07.034	18.547	26.096	22.391	110.556	89.239
(60) Stephen CRAGGS							
1	12:02:46.878	1:19.631	24.269	31.014	24.348	37.574	
2	12:03:59.016	1:12.138	21.126	28.322	22.690	94.252	
3							

Super Lap Scotland - Round 2 AC

Northern Sports & Saloons Cars Championship

Knockhill 1.267 miles

Qualifying

16/06/2018 11:50

Practice (20:00 Time) started at 12:01:24

Lap	Time of Day	Lap Tm	S1	S2	S3	SFSpd	S1Spd
(1) Mark LEYBOURNE							
1	12:03:02.404	1:19.759	25.207	29.934	24.618	41.246	69.686
2	12:04:14.498	1:12.094	20.236	28.926	22.932	95.053	79.795
3	12:05:26.426	1:11.928	19.867	28.380	23.681	102.298	77.224
4	12:06:37.478	1:11.052	20.226	27.818	23.008	99.125	79.323
5	12:07:48.495	1:11.017	19.887	28.869	22.261	106.520	75.914
6	12:08:59.138	1:10.643	20.214	27.931	22.498	97.399	82.543
7	12:10:12.126	1:12.988	20.415	29.429	23.144	103.721	75.828
8	12:11:23.631	1:11.505	19.730	27.697	24.078	106.520	80.853
9	12:12:32.182	1:08.551	18.984	27.399	22.168	107.201	78.580
10	12:13:41.272	1:09.090	19.764	26.683	22.643	106.351	79.136
11	12:14:50.900	1:09.628	19.750	27.159	22.719	94.120	82.039
12	12:16:04.313	1:13.413	21.131	28.231	24.051	96.143	82.543
13	12:17:17.814	1:13.501	20.655	29.399	23.447	97.540	65.599
14	12:18:29.976	1:12.162	20.724	29.267	22.171	93.205	71.850
15	12:19:37.926	1:07.950	19.076	26.396	22.478	103.084	78.580
16	12:20:46.157	1:08.231	19.174	26.973	22.084	102.768	77.224
17	12:21:54.898	1:08.741	19.695	26.390	22.656	108.064	81.343
18	12:23:02.796	1:07.898	19.210	26.413	22.275	106.859	78.123

(89) Daniel KELL							
1	12:03:25.681	1:29.743	27.795	34.510	27.438	38.043	66.377
2	12:04:45.661	1:19.980	22.397	32.029	25.554	89.002	
3	12:06:05.915	1:20.254	21.299	31.491	27.464	101.832	79.136
4	12:07:22.129	1:16.214	21.429	29.905	24.880	91.802	
5	12:08:37.604	1:15.475	20.747	30.168	24.560	100.611	
6	12:09:52.706	1:15.102	21.192	29.125	24.785	101.678	
7	12:11:08.446	1:15.740	21.749	29.295	24.696	99.566	
8	12:12:23.385	1:14.939	21.826	28.321	24.792	96.419	
9	12:13:36.598	1:13.213	20.367	28.708	24.138	107.201	81.540
10	12:14:48.548	1:11.950	20.387	27.223	24.340	104.204	87.040
11	12:16:03.740	1:15.192	21.092	29.694	24.406	104.856	
12	12:17:17.082	1:13.342	20.433	28.975	23.934	106.520	
13	12:18:28.067	1:10.985	20.589	26.917	23.479	103.402	85.706
14	12:19:36.936	1:08.869	19.122	26.593	23.154	109.832	
15	12:20:45.494	1:08.558	19.515	26.354	22.689	108.941	
16	12:21:57.143	1:11.649	21.433	27.134	23.082	110.739	
17	12:23:05.238	1:08.095	19.073	25.977	23.045	112.033	86.702

(12) Scott HUBEL							
1	12:02:49.921	1:15.033	23.867	27.792	23.374	40.869	79.700
2	12:04:00.519	1:10.598	20.461	27.780	22.357	97.682	80.658
3	12:05:12.186	1:11.667	20.521	27.981	23.165	100.762	83.989
4	12:06:23.197	1:11.011	19.959	27.438	23.614	103.242	82.849
5	12:07:32.015	1:08.818	19.641	26.834	22.343	104.204	82.543

(30) Paul LIGHTBURN							
1	12:03:27.498	1:27.298	26.584	32.324	28.390	36.333	
2	12:04:52.076	1:24.578	22.747	33.628	28.203	81.839	
3	12:06:07.787	1:15.711	21.831	28.394	25.486	90.198	
4	12:07:27.083	1:19.296	23.087	29.503	26.706	89.957	
5	12:08:43.554	1:16.471	22.241	29.226	25.004	94.120	
6	12:09:58.639	1:15.085	22.795	28.559	23.731	98.833	
7	12:11:12.950	1:14.311	21.213	27.779	25.319	99.714	
8	12:12:26.046	1:13.096	21.217	27.441	24.438	101.066	
9	12:13:38.052	1:12.006	21.016	27.596	23.394	95.595	
10	12:14:49.656	1:11.604	20.705	26.667	24.232	99.714	
11	12:16:06.492	1:16.836	23.548	28.888	24.400	100.011	
12	12:17:20.566	1:14.074	21.705	28.228	24.141	94.651	
13	12:18:32.178	1:11.612	20.013	28.238	23.361	103.561	
14	12:19:41.520	1:09.342	20.664	26.103	22.575	102.926	
15	12:20:51.840	1:10.320	21.103	26.204	23.013	103.561	
16	12:22:00.904	1:09.064	20.121	26.149	22.794	104.043	
17	12:23:10.257	1:09.353	20.637	25.919	22.797	100.762	

(7) Alan McPHERSON							
1	12:03:03.686	1:19.047	25.548	29.449	24.050	39.850	
2	12:04:15.840	1:12.154	20.806	28.196	23.152	96.005	
3	12:05:27.268	1:11.428	19.573	28.063	23.792	103.882	
4	12:06:38.800	1:11.532	21.327	27.349	22.856	95.323	
5	12:07:49.813	1:11.013	20.542	27.803	22.668	101.987	
6	12:09:00.073	1:10.260	20.185	27.301	22.774	105.020	
7	12:10:14.311	1:14.238	20.476	28.910	24.852	101.832	

Lap	Time of Day	Lap Tm	S1	S2	S3	SFSpd	S1Spd
8	12:11:24.403	1:10.092	19.931	26.444	23.717	99.714	
9	12:12:34.953	1:10.550	21.104	26.939	22.507	99.863	
(46) Ian HUMPHISH							
1	12:02:59.154	1:18.553	23.762	30.194	24.597	39.545	
2	12:04:12.785	1:13.631	19.883	28.968	24.780	92.308	
3	12:05:26.960	1:14.175	20.637	28.477	25.061	90.932	
4	12:06:43.583	1:16.623	21.816	29.828	24.979	92.818	66.774
(62) Paul RANKIN							
1	12:03:09.410	1:23.410	25.367	32.438	25.605	38.835	75.064
2	12:04:27.598	1:18.188	22.243	30.674	25.271	87.494	
3	12:05:46.398	1:18.800	21.397	30.999	26.404	89.957	
4	12:07:04.776	1:18.378	21.461	31.046	25.871	89.957	
5	12:08:22.838	1:18.062	21.486	30.569	26.007	92.308	
6	12:09:39.620	1:16.782	21.586	29.863	25.333	86.814	
7	12:10:55.995	1:16.375	21.589	30.132	24.654	92.947	
8	12:12:13.182	1:17.187	21.421	30.501	25.265	95.323	
9	12:13:31.703	1:18.521	21.870	30.370	26.281	90.932	
10	12:14:47.813	1:16.110	21.086	30.143	24.881	90.686	
11	12:16:02.821	1:15.008	21.376	29.240	24.392	85.054	
12	12:17:16.896	1:14.075	20.925	28.841	24.309	96.836	
13	12:18:37.757	1:20.861	20.581	35.090	25.190	96.836	
14	12:19:51.777	1:14.020	22.065	27.860	24.095	94.252	
(28) Scott TOLLEN							
1	12:03:11.531	1:22.125	24.436	33.195	24.494	39.709	
2	12:04:29.387	1:17.856	22.222	30.781	24.853	91.303	
3	12:05:48.546	1:19.159	22.378	31.853	24.928	86.146	
4	12:08:48.370	2:59.824	22.492	32.203	2:05.129	79.700	
5	12:10:03.520	1:15.150	22.604	29.194	23.352	36.852	
(99) David BREWIS							
1	12:03:20.860	1:27.640	26.079	33.581	27.980	41.120	
2	12:04:55.233	1:34.373	24.486	37.969	31.918	83.157	

Clerk of the Course.

Sig : Time :
 Chief Timekeeper : Ian Sharp (SMART Timing)

Results available at www.speedhive.com and www.smart-timing.co.uk

Printed: 16/06/2018 12:26:46



Super Lap Scotland - Round 2 AC


Northern Sports & Saloons Cars Championship

Knockhill 1.267 miles

Race - AMENDED GRID

16/06/2018 14:30

Race (15:00 and 1 Laps)



AMENDED GRID - Car No.75 Added to Back of Grid

POLE POSITION

1	1 00 Andy ROBINSON 1:03.630	2 54 Andrew MORRISON 1:03.957
2	3 18 Paul TOUGH 1:04.301	4 31 Gary BOWERS 1:05.090
3	5 15 David COX 1:05.275	6 10 Allan GIBSON 1:05.990
4	7 90 Simon SHERIDAN 1:06.169	8 63 Kyle MURCHIE 1:06.236
5	9 60 Stephen CRAGGS 1:06.782	10 2 Jeff WILSON 1:07.511
6	11 1 Mark LEYBOURNE 1:07.898	12 89 Daniel KELL 1:08.095
7	13 12 Scott HUBEL 1:08.818	14 30 Paul LIGHTBURN 1:09.064
8	15 7 Alan McPHERSON 1:10.092	16 46 Ian HUMPISSH 1:13.631
9	17 62 Paul RANKIN 1:14.020	18 28 Scott TOLLEN 1:15.150
10	19 59 Damien McKAY	20 75 Jordan LOWING

Clerk of the Course.

Sig : _____ Time : _____
 Chief Timekeeper : Ian Sharp (SMART Timing)
 Results available at www.speedhive.com and www.smart-timing.co.uk





Bulletin No. _____

Super Lap Scotland - Round 2 AC


Northern Sports & Saloons Cars Championship

Knockhill 1.267 miles

Race - AMENDED GRID

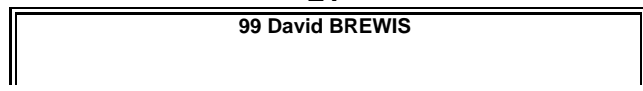
16/06/2018 14:30

Race (15:00 and 1 Laps)



11

21





Super Lap Scotland - Round 2 AC

Sorted on best lap time

Super Lap Scotland

Knockhill 1.267 miles

Qualifying - Group 1

16/06/2018 13:30

Practice (15:00 Time) started at 13:25:46

Pos	No.	Name	Make/Model	Class Code	Laps	Best Tm	Diff	Best Speed	2nd Best
1	6	Michael FOSTER	Renault Clio 172	SLS-E	12	1:02.824		72.597	1:03.299
2	88	Martin BROWN	Subaru Impreza WRX	SLS-F	12	1:03.419	0.595	71.916	1:04.515
3	333	John LINDSAY	Renault Sport Clio	SLS-E	11	1:03.643	0.819	71.663	1:04.191
4	54	Steven McNAB	Renault Clio	SLS-E	12	1:03.894	1.070	71.381	1:04.111
5	888	Yumen LAI	Renault Clio 182	SLS-F	10	1:04.181	1.357	71.062	1:04.932
6	65	Kevin STRACHAN	Renault Clio	SLS-F	12	1:05.705	2.881	69.414	1:06.284
7	555	Lewis MacDOUGALL	Renault Clio	SLS-F	6	1:06.221	3.397	68.873	1:06.241
8	172	Keith RICHARDSON	Renault Clio 172	SLS-F	12	1:07.088	4.264	67.983	1:07.340
9	28	Ewan HAMILTON	Mini Cooper S	SLS-F	14	1:07.747	4.923	67.322	1:08.105
10	600	Michael ANDERSON	Ford Puma	SLS-F	6	1:07.843	5.019	67.226	1:08.338
11	72	Thomas SILK	Ford Focus	SLS-F	13	1:08.716	5.892	66.372	1:09.268
12	484	Euan DUNCAN	Honda S2000	SLS-E	12	1:09.056	6.232	66.046	1:09.218
13	38	Sean HISLOP	Renault Clio RS	SLS-F	12	1:10.564	7.740	64.634	1:10.778
14	24	Jordan SMITH	Ford Escort	SLS-F	12	1:12.377	9.553	63.015	1:12.572
15	155	Karen O'BRIEN	Mini Cooper	SLS-F	7	1:13.936	11.112	61.686	1:14.395

Clerk of the Course.

Orbits

Sig : Time :
 Chief Timekeeper : Ian Sharp (SMART Timing)
 Results available at www.speedhive.com and www.smart-timing.co.uk



Super Lap Scotland - Round 2 AC

Super Lap Scotland

Knockhill 1.267 miles

Qualifying - Group 1

16/06/2018 13:30

Practice (15:00 Time) started at 13:25:46

Lap	Time of Day	Lap Tm	S1	S2	S3	SFSpd	S1Spd
(6) Michael FOSTER							
1	13:27:43.638	1:29.880	25.510	41.283	23.087	47.093	44.413
2	13:28:48.947	1:05.309	18.842	24.952	21.515	108.941	86.368
3	13:29:53.663	1:04.716	19.156	24.201	21.359	108.064	85.596
4	13:32:04.928	2:11.265	20.163	24.854	1:26.248	106.015	85.487
5	13:33:11.840	1:06.912	21.053	24.495	21.364	42.935	109.118
6	13:38:27.845	5:16.005					
7	13:39:37.003	1:09.158		24.531	22.107	38.768	85.270
8	13:40:40.605	1:03.602	18.436	23.999	21.167	108.413	86.702
9	13:41:43.904	1:03.299	18.539	23.570	21.190	109.296	86.479
10	13:42:47.930	1:04.026	19.384	23.774	20.868	108.588	85.379
11	13:43:50.754	1:02.824	18.442	23.395	20.987	110.374	87.380
12	13:44:56.920	1:06.166	18.353	26.840	20.973	110.012	87.608

(88) Martin BROWN							
1	13:27:38.662	1:27.936	26.967	34.400	26.569	35.525	
2	13:28:50.583	1:11.921	20.652	27.386	23.883	86.814	
3	13:29:58.255	1:07.672	19.548	25.816	22.308	108.064	
4	13:31:04.817	1:06.562	18.883	25.804	21.875	109.296	
5	13:32:11.115	1:06.298	18.677	25.159	22.462	110.922	
6	13:38:42.350	5:12.347					
7	13:39:59.540	1:17.190		28.972	22.245	38.064	
8	13:41:04.055	1:04.515	18.733	24.198	21.584	109.653	
9	13:42:23.063	1:19.008	21.274	35.510	22.224	111.290	
10	13:43:34.847	1:11.784	18.488	31.299	21.997	112.220	
11	13:44:38.266	1:03.419	18.322	23.947	21.150	111.290	
12	13:45:56.723	1:18.457	23.368	30.453	24.636	112.597	

(333) John LINDSAY							
1	13:30:38.217	1:11.197	22.434	26.623	22.140	44.442	84.412
2	13:31:43.096	1:04.879	18.904	24.412	21.563	106.183	86.479
3	13:32:47.922	1:04.826	18.973	24.412	21.441	106.859	87.380
4	13:38:19.015	5:31.093	19.271			107.030	87.494
5	13:39:27.021	1:08.006	21.954	24.690	21.362	41.734	85.379
6	13:40:33.840	1:06.819	18.738	26.027	22.054	108.588	86.927
7	13:41:37.483	1:03.643	18.418	24.033	21.192	107.201	86.927
8	13:42:45.822	1:08.339	18.655	25.341	24.343	108.064	86.257
9	13:43:50.013	1:04.191	18.587	23.907	21.697	106.015	87.952
10	13:44:56.210	1:06.197	18.378	25.331	22.488	107.201	88.299
11	13:46:04.734	1:08.524	21.320	24.017	23.187	107.030	81.938

(54) Steven McNAB							
1	13:27:25.532	1:22.182	27.351	32.202	22.629	37.637	
2	13:28:32.691	1:07.159	19.495	26.074	21.590	106.015	
3	13:29:41.430	1:08.739	20.741	25.822	22.176	108.064	
4	13:30:46.655	1:05.225	18.780	25.105	21.340	106.689	
5	13:32:03.664	1:17.009	23.534	27.008	26.467	110.374	
6	13:39:28.255	6:09.728					
7	13:40:42.041	1:13.786		28.052	22.784	42.446	
8	13:41:46.891	1:04.850	19.027	24.716	21.107	108.413	
9	13:42:51.002	1:04.111	18.794	24.353	20.964	109.474	
10	13:43:55.196	1:04.194	18.974	24.123	21.097	111.105	
11	13:45:12.234	1:17.038	22.837	32.700	21.501	110.739	
12	13:46:16.128	1:03.894	18.619	24.430	20.845	111.290	

(888) Yumen LAI							
1	13:26:59.880	1:12.360	24.075	26.157	22.128	37.386	
2	13:28:06.079	1:06.199	19.763	24.534	21.902	103.882	
3	13:29:12.436	1:06.357	19.315	25.440	21.602	104.204	
4	13:30:17.994	1:05.558	19.502	24.171	21.885	104.856	
5	13:32:23.889	2:05.895	20.586	26.072	1:19.237	104.529	
6	13:38:15.906	5:52.017	22.190	26.367	5:03.460	45.374	
7	13:39:25.981	1:10.075	23.839	24.930	21.306	38.723	
8	13:40:30.913	1:04.932	19.181	23.910	21.841	104.856	
9	13:41:35.094	1:04.181	19.078	23.811	21.292	103.402	
10	13:42:52.608	1:17.514	21.832	28.220	27.462	104.204	

(65) Kevin STRACHAN							
1	13:27:51.471	1:32.171	28.159	36.351	27.661	35.867	58.253
2	13:29:06.932	1:15.461	23.398	28.609	23.454	74.481	75.402
3	13:30:19.273	1:12.341	20.763	27.026	24.552	96.976	82.645
4	13:31:39.821	1:20.548	25.730	31.992	22.826	76.000	63.549
5	13:32:47.474	1:07.653	19.633	26.027	21.993	105.681	83.780

Lap	Time of Day	Lap Tm	S1	S2	S3	SFSpd	S1Spd
6	13:38:38.895	5:51.421	23.541				90.442
7	13:39:55.474	1:16.579	26.184	27.588	22.807	42.880	71.239
8	13:41:09.630	1:14.156	23.735	28.057	22.364	98.398	65.599
9	13:42:16.712	1:07.082	19.646	25.679	21.757	104.204	84.306
10	13:43:30.348	1:13.636	19.512	32.016	22.108	107.372	84.732
11	13:44:36.632	1:06.284	19.389	25.265	21.630	106.520	84.839
12	13:45:42.337	1:05.705	19.087	24.964	21.654	107.372	84.839

(555) Lewis MacDOUGALL							
1	13:27:03.773	1:14.618	25.577	26.220	22.821	40.378	
2	13:28:10.930	1:07.157	20.171	24.916	22.070	103.402	
3	13:29:18.519	1:07.589	19.874	24.977	22.738	104.692	
4	13:30:24.760	1:06.241	19.457	24.689	22.095	102.142	
5	13:31:37.250	1:12.490	19.578	26.936	25.976	104.692	
6	13:32:43.471	1:06.221	19.683	24.483	22.055	100.762	

(172) Keith RICHARDSON							
1	13:27:23.363	1:22.213	26.888	31.356	23.969	41.501	63.549
2	13:28:32.755	1:09.392	19.869	26.387	23.136	103.402	83.885
3	13:29:53.557	1:20.802	29.105	28.516	23.181	101.832	48.037
4	13:31:04.065	1:10.508	21.380	26.263	22.865	101.371	84.839
5	13:32:14.107	1:10.402	21.145	26.017	22.880	89.358	84.200
6	13:38:36.254	5:10.406					
7	13:40:05.456	1:29.202		36.863	23.384	29.694	49.820
8	13:41:13.108	1:07.652	19.785	25.457	22.410	102.926	83.571
9	13:42:20.196	1:07.088	19.381	25.491	22.216	104.856	85.054
10	13:43:37.361	1:17.165	19.250	32.929	24.986	105.020	84.732
11	13:44:44.702	1:07.341	19.528	25.258	22.555	105.020	84.839
12	13:45:52.042	1:07.340	19.374	25.454	22.512	104.856	85.162

(28) Ewan HAMILTON							
1	13:27:18.513	1:20.838	26.414	29.855	24.569	37.344	
2	13:28:31.052	1:12.539	20.597	28.357	23.585	92.947	
3	13:29:41.868	1:10.816	20.862	26.468	23.486	98.543	
4	13:30:51.605	1:09.737	20.245	26.233	23.259	98.254	
5	13:32:01.704	1:10.099	20.180	26.356	23.563	100.611	
6	13:33:12.057	1:10.353	19.959	26.441	23.953	100.611	
7	13:38:22.581	5:10.524				85.270	
8	13:39:38.784	1:16.203		27.223	24.414	31.744	
9	13:40:47.914	1:09.130	20.034	26.053	23.043	100.914	
10	13:41:56.049	1:08.135	19.753	25.717	22.665	99.419	
11	13:43:03.796	1:07.747	19.751	25.191	22.805	100.011	
12	13:44:14.744	1:10.948	19.873	27.785	23.290	99.272	
13	13:45:23.570	1:08.826	20.046	25.804	22.976	99.714	
14	13:46:31.675	1:08.105	19.735	25.507	22.863	99.419	

(600) Michael ANDERSON							
1	13:27:13.983	1:20.333	26.127	30.586	23.620	35.696	
2	13:28:23.412	1:09.429	20.013</				

Super Lap Scotland - Round 2 AC

Super Lap Scotland

Knockhill 1.267 miles

Qualifying - Group 1

16/06/2018 13:30

Practice (15:00 Time) started at 13:25:46

Lap	Time of Day	Lap Tm	S1	S2	S3	SFSpd	S1Spd	Lap	Time of Day	Lap Tm	S1	S2	S3	SFSpd	S1Spd
5	13:32:22.387	1:09.579	19.889	26.445	23.245	103.882									
6	13:38:49.767	5:12.161													
7	13:40:15.284	1:25.517		33.095	25.197	41.656									
8	13:41:27.219	1:11.935	20.350	27.944	23.641	103.084									
9	13:42:38.012	1:10.793	21.006	26.492	23.295	84.306									
10	13:43:47.230	1:09.218	19.690	26.548	22.980	104.692									
11	13:44:56.286	1:09.056	19.728	26.270	23.058	105.349									
12	13:46:11.080	1:14.794	22.049	26.644	26.101	102.298									

(38) Sean HISLOP

1	13:27:49.402	1:32.379	27.699	37.598	27.082	35.658	57.210								
2	13:29:02.680	1:13.278	22.713	26.784	23.781	85.487	81.441								
3	13:30:16.005	1:13.325	21.200	27.296	24.829	98.833	83.467								
4	13:31:30.152	1:14.147	21.747	26.231	26.169	85.596									
5	13:32:41.616	1:11.464	21.644	25.758	24.062	89.358	82.849								
6	13:39:00.537	6:18.921	21.368			100.762	76.519								
7	13:40:18.063	1:17.526	24.063	28.644	24.819	35.925	82.543								
8	13:41:30.397	1:12.334	22.053	27.056	23.225	99.272	82.543								
9	13:42:41.175	1:10.778	20.807	26.924	23.047	101.832	83.157								
10	13:43:52.491	1:11.316	20.314	25.877	25.125	103.242	83.363								
11	13:45:03.639	1:11.148	22.472	26.168	22.508	88.532	71.315								
12	13:46:14.203	1:10.564	20.172	25.361	25.031	103.561	83.571								

(24) Jordan SMITH

1	13:27:14.712	1:23.014	26.917	30.078	26.019	40.499	70.938								
2	13:28:29.572	1:14.860	21.720	28.018	25.122	82.442	79.323								
3	13:29:51.613	1:22.041	23.324	34.168	24.549	87.040									
4	13:31:54.713	2:03.100	24.367	31.681	1:07.052	82.849									
5	13:33:14.296	1:19.583	23.721	28.624	27.238	38.880									
6	13:38:25.462	5:11.166				88.299									
7	13:39:46.181	1:20.719		28.251	26.189	31.910									
8	13:40:58.956	1:12.775	21.928	27.165	23.682	77.135									
9	13:42:11.333	1:12.377	20.934	27.817	23.626	93.857									
10	13:43:42.325	1:30.992	21.925	43.634	25.433	97.682									
11	13:44:54.897	1:12.572	20.871	27.711	23.990	96.281									
12	13:46:12.670	1:17.773	24.368	28.654	24.751	97.824									

(155) Karen O'BRIEN

1	13:27:38.164	1:32.760	29.395	34.105	29.260	34.897	58.102								
2	13:29:01.028	1:22.864	25.203	31.388	26.273	67.513	65.663								
3	13:30:15.423	1:14.395	21.132	27.741	25.522	89.836	73.907								
4	13:38:46.576	8:31.153	22.908	32.363	7:35.882	89.120	65.090								
5	13:40:12.608	1:26.032	28.452	30.834	26.746	30.434	68.268								
6	13:41:26.544	1:13.936	21.595	27.685	24.656	88.884	73.664								
7	13:42:47.217	1:20.673	21.928	32.541	26.204	91.179	59.126								

Clerk of the Course.

Sig : _____ Time : _____
 Chief Timekeeper : Ian Sharp (SMART Timing)
 Results available at www.speedhive.com and www.smart-timing.co.uk



Super Lap Scotland - Round 2 AC

Sorted on best lap time

Super Lap Scotland

Knockhill 1.267 miles

Qualifying - Group 2

16/06/2018 13:50

Practice (15:00 Time) started at 13:49:08

Pos	No.	Name	Make/Model	Class Code	Laps	Best Tm	Diff	Best Speed	2nd Best
1	551	Adam KINDNESS	Subaru Impreza STi Type R	SLS-B	6	1:01.270		74.438	1:02.506
2	81	Ian PITMAN	Subaru Impreza	SLS-D	9	1:02.193	0.923	73.334	1:02.290
3	777	Ian HOGGINS	Honda Civic	SLS-D	13	1:03.363	2.093	71.980	1:03.451
4	87	Paul BELL	Mini Cooper	SLS-D	8	1:03.622	2.352	71.687	1:06.279
5	42	Alex MILNE	Audi TTRS Plus	SLS-D	7	1:04.649	3.379	70.548	1:04.664
6	20	Paul MARTIN	Mitsubishi Evo 8 MR	SLS-D	5	1:05.755	4.485	69.361	1:12.241
7	27	Iain TAYLOR	Renault Clio 182	SLS-D	8	1:06.871	5.601	68.204	1:07.439
8	101	John WALLACE	Fiat Coupe Turbo	SLS-D	9	1:06.961	5.691	68.112	1:06.986
9	37	Andrew SKINNER	Westfield Seiw	SLS-D	8	1:07.392	6.122	67.676	1:07.668
10	67	Marshall WISHART	Mazda RX8	SLS-D	7	1:07.680	6.410	67.388	1:10.798
11	73	Robert DAVEY	Lotus Elise S220 Cup	SLS-D	9	1:08.831	7.561	66.261	1:09.935
12	94	Jonathan SCRIMGEOUR	Vauxhall Astra VXR	SLS-D	7	1:13.097	11.827	62.394	1:13.540

Clerk of the Course.

Orbits

Sig : Time :
 Chief Timekeeper : Ian Sharp (SMART Timing)
 Results available at www.speedhive.com and www.smart-timing.co.uk



Super Lap Scotland - Round 2 AC

Super Lap Scotland

Knockhill 1.267 miles

Qualifying - Group 2

16/06/2018 13:50

Practice (15:00 Time) started at 13:49:08

Lap	Time of Day	Lap Tm	S1	S2	S3	SFSpd	S1Spd
(551) Adam KINDNESS							
1	13:50:38.901	1:21.652	26.920	32.798	21.934	39.198	
2	13:51:41.471	1:02.570	17.693	24.225	20.652	118.147	
3	13:52:43.977	1:02.506	18.325	23.717	20.464	120.697	
4	13:53:45.247	1:01.270	17.802	23.560	19.908	126.857	
5	13:54:55.658	1:10.411	17.465	29.628	23.318	124.735	
6	14:01:15.069	6:19.411	28.869	26.023	5:24.519	127.824	

Lap	Time of Day	Lap Tm	S1	S2	S3	SFSpd	S1Spd
(81) Ian PITMAN							
1	13:50:30.934	1:18.499	25.568	30.075	22.856	32.912	
2	13:51:39.131	1:08.197	18.648	26.993	22.556	108.588	
3	13:52:41.986	1:02.855	18.126	23.724	21.005	115.703	
4	13:53:44.276	1:02.290	17.950	23.524	20.816	116.912	
5	13:54:46.877	1:02.601	17.734	23.930	20.937	118.147	
6	13:55:49.070	1:02.193	18.092	23.331	20.770	114.129	
7	13:56:55.328	1:06.258	17.906	23.299	25.053	114.714	
8	14:01:31.102	4:35.774	25.889			59.598	
9	14:02:58.117	1:27.015	24.406	32.329	30.280	38.634	

Lap	Time of Day	Lap Tm	S1	S2	S3	SFSpd	S1Spd
(777) Ian HOGGINS							
1	13:50:51.026	1:22.003	26.341	32.557	23.105	51.981	
2	13:51:57.894	1:06.868	18.573	26.428	21.867	107.201	
3	13:53:54.815	1:56.921	21.279	28.758	1:06.884	110.374	
4	13:55:01.647	1:06.832	21.214	24.708	20.910	41.995	
5	13:56:08.842	1:07.195	20.526	25.645	21.024	108.064	
6	13:57:13.898	1:05.056	18.470	23.882	22.704	114.518	
7	14:01:22.165	4:08.267				107.717	
8	14:02:47.641	1:25.476		37.623	25.570	48.523	
9	14:04:06.082	1:18.441	19.244	33.102	26.095	108.238	
10	14:05:12.167	1:06.085	18.888	25.002	22.195	107.372	
11	14:06:16.891	1:04.724	18.969	24.549	21.206	107.372	
12	14:07:20.254	1:03.363	18.284	24.157	20.922	110.193	
13	14:08:23.705	1:03.451	18.585	23.825	21.041	110.739	

Lap	Time of Day	Lap Tm	S1	S2	S3	SFSpd	S1Spd
(87) Paul BELL							
1	13:50:42.446	1:20.330	23.907			43.576	
2	13:51:51.111	1:08.665	19.823			102.142	
3	13:52:57.732	1:06.621	19.363			110.739	
4	13:54:08.891	1:11.159	22.477			108.238	
5	13:55:12.513	1:03.622	18.196			113.549	
6	13:56:24.023	1:11.510	21.092			113.935	
7	13:57:30.302	1:06.279	18.068			114.323	
8	14:01:25.707	3:55.405					

Lap	Time of Day	Lap Tm	S1	S2	S3	SFSpd	S1Spd
(42) Alex MILNE							
1	13:50:32.909	1:18.180	24.450	30.637	23.093	39.969	
2	13:51:40.629	1:07.720	19.166	26.603	21.951	106.520	
3	13:52:48.453	1:07.824	19.612	26.402	21.810	106.520	84.518
4	13:53:53.875	1:05.422	18.285	25.828	21.309	114.129	
5	13:54:59.277	1:05.402	18.251	25.728	21.423	117.940	94.651
6	13:56:03.941	1:04.664	18.385	25.275	21.004	117.116	
7	13:57:08.590	1:04.649	17.825	25.432	21.392	118.565	98.979

Lap	Time of Day	Lap Tm	S1	S2	S3	SFSpd	S1Spd
(20) Paul MARTIN							
1	13:50:29.578	1:18.612	25.708	30.035	22.869	28.678	
2	13:51:42.973	1:13.395	18.950	26.654	27.791	100.161	
3	13:52:55.214	1:12.241	21.439	28.115	22.687	75.828	
4	13:54:00.969	1:05.755	18.698	25.567	21.490	112.220	
5	13:55:24.328	1:23.359	27.670	32.491	23.198	100.460	

Lap	Time of Day	Lap Tm	S1	S2	S3	SFSpd	S1Spd
(27) Iain TAYLOR							
1	13:50:58.778	1:21.901	25.662	29.487	26.752	34.449	71.620
2	13:52:10.781	1:12.003	21.275	26.659	24.069	76.172	79.795
3	13:53:18.220	1:07.439	19.247	25.519	22.673	105.184	88.884
4	13:54:25.091	1:06.871	19.104	25.403	22.364	104.204	89.002
5	13:55:33.377	1:08.286	19.395	26.266	22.625	105.681	83.885
6	13:56:42.921	1:09.544	19.027	25.258	25.259	106.520	88.068
7	14:01:08.067	4:25.146	20.883			81.441	72.943
8	14:02:23.925	1:15.858	23.401	28.300	24.157	43.919	76.086

Lap	Time of Day	Lap Tm	S1	S2	S3	SFSpd	S1Spd
(101) John WALLACE							
1	13:50:41.438	1:20.899	24.414	33.532	22.953	37.428	56.440
2	13:51:49.542	1:08.104	19.444	26.559	22.101	103.402	91.677

Lap	Time of Day	Lap Tm	S1	S2	S3	SFSpd	S1Spd
3	13:52:57.072	1:07.530	19.170	26.684	21.676	110.922	91.928
4	13:54:04.033	1:06.961	19.046	25.734	22.181	113.357	92.690
5	13:55:11.327	1:07.294	19.345	26.009	21.940	113.166	88.649
6	13:56:18.313	1:06.986	18.917	26.051	22.018	111.660	90.442
7	13:57:27.312	1:08.999	18.804	25.624	24.571	113.166	91.928
8	14:01:22.980	3:55.668				89.239	
9	14:02:42.501	1:19.521		33.395	24.294	51.582	

Lap	Time of Day	Lap Tm	S1	S2	S3	SFSpd	S1Spd
(37) Andrew SKINNER							
1	13:51:05.802	1:25.339	25.610	28.714	31.015	37.935	
2	13:52:13.858	1:08.056	20.129	25.282	22.645	97.257	
3	13:53:21.526	1:07.668	19.627	24.955	23.086	104.366	
4	13:54:37.254	1:15.728	23.883	28.419	23.426	82.341	
5	13:55:44.646	1:07.392	19.642	25.292	22.458	104.856	
6	13:56:54.320	1:09.674	19.399	24.690	25.585	105.020	
7	14:01:18.545	4:24.225	21.838			67.041	
8	14:02:42.880	1:24.335	24.656	33.967	25.712	38.768	

Lap	Time of Day	Lap Tm	S1	S2	S3	SFSpd	S1Spd
(67) Marshall WISHART							
1	13:50:45.195	1:19.055	25.481	29.941	23.633	42.473	77.224
2	13:51:56.773	1:11.578	21.703	27.878	21.997	94.919	76.345
3	13:53:04.453	1:07.680	19.841	26.259	21.580	107.890	85.054
4	14:01:05.330	8:00.877	20.566	26.291	7:14.020	110.739	86.257
5	14:02:16.128	1:10.798	23.535	25.336	21.927	39.969	85.162
6	14:03:29.198	1:13.070	19.898	29.507	23.665	100.914	83.467
7	14:04:46.053	1:16.855	20.221	29.022	27.612	103.721	86.479

Lap	Time of Day	Lap Tm	S1	S2	S3	SFSpd	S1Spd
(73) Robert DAVEY							
1	13:50:54.120	1:21.397	26.702	30.471	24.224	31.820	69.326
2	13:52:04.626	1:10.506	19.587	27.537	23.382	100.011	87.266
3	13:53:14.561	1:09.935	19.314	26.984	23.637	106.689	88.649
4	13:54:23.392	8:00.831	19.174	26.572	23.085	106.689	89.120
5	13:55:38.591	1:15.199	22.135	29.468	23.596	104.204	60.240
6	13:56:49.973	1:11.382	19.293	26.921	25.168	108.941	89.002
7	14:01:13.228	4:23.255	19.861			95.188	88.299
8	14:02:29.540	1:16.312	23.587	28.237	24.488	37.978	81.146
9	14:07:22.387	4:52.847	20.178	59.286	3:33.383	98.979	81.441

Lap	Time of Day	Lap Tm	S1	S2	S3	SFSpd	S1Spd
(94) Jonathan SCRIMGEOUR							
1	13:52:24.339	1:17.624	24.653	28.776	24.195	36.412	
2	13:53:37.436	1:13.097	21.776	27.539	23.782	95.053	
3	13:55:00.057	1:22.621	21.068	36.942	24.611	97.257	
4	13:56:15.129	1:15.072	21.308	30.680	23.084	96.143	
5	13:57:28.669	1:13.540	19.918	26.112	27.510	105.349</	



Super Lap Scotland - Round 2 AC

Sorted on best lap time

Super Lap Scotland

Knockhill 1.267 miles

Qualifying - Group 3

16/06/2018 14:10

Practice (15:00 Time) started at 14:18:33

Pos	No.	Name	Make/Model	Class Code	Laps	Best Tm	Diff	Best Speed	2nd Best
1	0	Andy FORREST	Westfield	SLS-A	10	58.759		77.619	59.200
2	44	Steven JEFFERIES	Mitsubishi Evo VI	SLS-A	7	59.617	0.858	76.502	1:00.477
3	89	William ROBSON	Ford Focus RS	SLS-B	14	1:02.555	3.796	72.909	1:02.641
4	34	Blair McCONACHIE	Caterham Superlight R	SLS-C	9	1:02.692	3.933	72.750	1:03.163
5	26	Bob MacKAY	Mitsubishi Evo 7	SLS-C	13	1:02.925	4.166	72.481	1:03.411
6	61	Andy CLOTWORTHY	Subaru Impreza	SLS-B	9	1:03.989	5.230	71.275	1:08.700
7	7	David LONG	Caterham R400	SLS-P	11	1:05.679	6.920	69.441	1:06.480
8	11	Christopher CHERRY	Mitsubishi Evo	SLS-C	7	1:06.030	7.271	69.072	1:06.383
9	13	Keith COWIE	Seat Leon Supercopa	SLS-B	7	1:07.182	8.423	67.888	1:07.772
10	55	Fiona KINDNESS	Subaru Impreza STi Type R	SLS-B	11	1:07.293	8.534	67.776	1:07.405
11	9	Steven ARKLEY	Westfield Megabus	SLS-C	11	1:11.216	12.457	64.042	1:12.564
12	79	Eric HOLMES	Mitsubishi Evo 6RS	SLS-A	5	1:12.565	13.806	62.852	1:17.157

Clerk of the Course. Orbits

Sig : Time :
 Chief Timekeeper : Ian Sharp (SMART Timing)
 Results available at www.speedhive.com and www.smart-timing.co.uk



Super Lap Scotland - Round 2 AC

Super Lap Scotland

Knockhill 1.267 miles

Qualifying - Group 3

16/06/2018 14:10

Practice (15:00 Time) started at 14:18:33

Lap	Time of Day	Lap Tm	S1	S2	S3	SFSpd	S1Spd
(0) Andy FORREST							
1	14:20:21.889	1:24.891	26.557	34.267	24.067	35.432	61.907
2	14:21:22.295	1:00.406	17.407	23.185	19.814	113.742	112.220
3	14:22:25.750	1:03.455	18.465	23.807	21.183	115.305	106.689
4	14:23:26.128	1:00.378	16.894	23.313	20.171	132.362	113.357
5	14:25:03.093	1:36.965	24.986	37.478	34.501	90.442	54.692
6	14:26:38.808	1:35.715	26.806	36.993	31.916	54.338	53.815
7	14:27:56.090	1:17.282	23.399	32.440	21.443	59.971	64.589
8	14:28:55.290	59.200	16.692	22.918	19.590	133.947	115.305
9	14:30:12.733	1:17.443	21.501	34.723	21.219	128.313	60.294
10	14:31:11.492	58.759	16.465	22.704	19.590	135.025	115.305

(44) Steven JEFFERIES							
1	14:19:46.641	1:09.897	21.213	27.707	20.977	43.804	96.419
2	14:20:47.118	1:00.477	16.781	24.278	19.418	125.905	99.863
3	14:21:49.330	1:02.212	16.740	24.010	21.462	124.273	103.242
4	14:30:21.233	8:31.903	25.777	36.064	7:30.062	74.399	49.344
5	14:31:29.335	1:08.102	20.691	25.977	21.434	44.978	89.716
6	14:32:30.749	1:01.414	16.688	23.767	20.959	129.302	103.084
7	14:33:30.366	59.617	16.721	23.495	19.401	126.857	108.941

(89) William ROBSON							
1	14:19:50.558	1:11.697	22.570	26.647	22.480	40.329	87.040
2	14:20:56.708	1:06.150	18.988	25.572	21.590	118.356	92.181
3	14:22:01.726	1:05.018	18.516	25.133	21.369	118.147	95.731
4	14:23:12.934	1:11.208	18.994	28.406	23.808	118.356	93.076
5	14:24:18.365	1:05.431	19.059	25.071	21.301	114.910	93.335
6	14:25:22.544	1:04.179	18.380	24.631	21.168	122.014	95.595
7	14:26:29.874	1:07.330	19.579	25.610	22.141	119.409	94.120
8	14:27:33.048	1:03.174	18.125	24.241	20.808	120.697	95.868
9	14:28:35.872	1:02.824	17.974	23.925	20.925	123.815	95.595
10	14:29:38.605	1:02.733	18.406	23.817	20.510	120.049	94.785
11	14:30:41.567	1:02.962	18.818	23.835	20.309	120.697	96.558
12	14:31:44.122	1:02.555	17.641	23.902	21.012	122.459	97.257
13	14:32:47.044	1:02.922	17.929	23.599	21.394	122.236	96.976
14	14:33:49.685	1:02.641	17.870	24.017	20.754	118.985	96.697

(34) Blair McCONACHIE							
1	14:20:27.091	1:24.701	26.586	32.248	25.867	39.779	
2	14:21:51.588	1:24.497	22.276	31.013	31.208	80.176	
3	14:23:04.750	1:13.162	22.256	29.182	21.724	75.828	
4	14:24:10.494	1:05.744	19.004	24.993	21.747	112.786	
5	14:25:14.403	1:03.909	17.875	24.305	21.729	112.220	
6	14:26:19.272	1:04.869	18.260	25.051	21.558	112.786	
7	14:27:22.936	1:03.664	18.153	24.054	21.457	112.220	
8	14:28:26.099	1:03.163	17.969	23.923	21.271	110.374	
9	14:29:28.791	1:02.692	17.875	23.697	21.120	113.549	

(26) Bob MacKAY							
1	14:20:06.271	1:23.135	24.873	31.630	26.632	39.382	72.706
2	14:21:26.579	1:20.308	22.016	29.308	28.984	81.839	79.230
3	14:22:37.160	1:10.581	19.928	28.299	22.354	93.857	88.767
4	14:23:45.458	1:08.298	18.877	27.272	22.149	105.184	86.635
5	14:24:53.800	1:08.342	19.014	27.015	22.313	101.678	91.427
6	14:26:00.564	1:06.764	19.183	25.961	21.620	96.697	95.323
7	14:27:06.959	1:06.395	17.689	26.301	22.405	113.935	101.066
8	14:28:11.236	1:04.277	17.686	25.373	21.218	114.910	102.142
9	14:29:16.619	1:05.383	18.360	25.472	21.551	108.764	93.595
10	14:30:20.373	1:03.754	17.945	24.711	21.098	111.105	101.987
11	14:31:23.784	1:03.411	17.505	24.844	21.062	122.014	101.678
12	14:32:41.344	1:17.560	25.833	29.400	22.327	121.792	59.493
13	14:33:44.269	1:02.925	17.557	24.465	20.903	120.697	104.529

(61) Andy CLOTWORTHY							
1	14:20:12.704	1:24.650	26.972	31.974	25.704	38.993	
2	14:21:21.404	1:08.700	18.943	27.591	22.166	111.474	
3	14:22:32.442	1:11.038	21.071	27.515	22.452	105.515	
4	14:23:41.408	1:08.966	19.522	26.774	22.670	95.731	
5	14:24:59.247	1:17.839	25.631	29.379	22.829	82.240	
6	14:26:20.180	1:20.933	19.224	30.186	31.523	100.611	
7	14:27:44.981	1:24.801	25.645	32.734	26.422	67.445	
8	14:28:54.031	1:09.050	21.048	26.173	21.829	91.802	
9	14:29:58.020	1:03.989	17.969	25.090	20.930	117.733	

(7) David LONG							
1	14:20:21.988	1:29.089	28.084	34.080	26.925	34.134	65.216
2	14:21:43.464	1:21.476	23.037	33.921	24.518	83.989	66.974
3	14:22:58.658	1:15.194	21.315	30.433	23.446	99.272	75.487
4	14:24:11.319	1:12.661	20.208	28.577	23.876	108.764	83.675
5	14:25:21.894	1:10.575	19.992	27.893	22.690	104.043	87.837
6	14:26:34.805	1:12.911	20.709	29.016	23.186	108.064	75.742
7	14:27:43.570	1:08.765	19.780	27.017	21.968	105.515	88.884
8	14:28:51.261	1:07.691	19.568	26.522	21.601	104.366	93.076
9	14:29:56.940	1:05.679	18.525	25.852	21.302	112.976	94.120
10	14:31:06.290	1:09.350	19.972	27.002	22.376	111.660	87.380
11	14:32:12.770	1:06.480	19.008	25.989	21.483	114.323	95.323

(11) Christopher CHERRY							
1	14:20:04.266	1:18.182	25.049	29.524	23.609	42.608	85.706
2	14:21:13.356	1:09.090	19.316	27.463	22.311	99.714	89.002
3	14:22:19.739	1:06.383	19.679	25.307	21.397	94.919	93.988
4	14:23:25.769	1:06.030	19.776	25.040	21.214	89.836	93.335
5	14:26:46.350	3:20.581	23.377	31.844	2:25.360	91.552	63.249
6	14:27:58.132	1:11.782	23.354	26.302	22.126	34.274	92.435
7	14:29:42.638	1:44.506	18.661	24.785	1:01.060	101.066	99.125

(13) Keith COWIE							
1	14:20:25.130	1:26.194	26.960	33.722	25.512	33.790	73.583
2	14:21:37.926	1:12.796	21.196	29.066	22.534	94.252	81.244
3	14:22:47.619	1:09.693	19.079	28.029	22.585	111.660	
4	14:23:56.908	1:09.289	19.843	27.343	22.103	104.529	
5	14:25:04.680	1:07.772	18.610	27.118	22.044	113.549	
6	14:26:13.153	1:08.473	19.377	27.068	22.028	101.987	
7	14:27:20.335	1:07.182	19.055	26.523	21.604	110.922	

(55) Fiona KINDNESS							
1	14:20:01.246	1:20.114	24.648	30.647	24.819	39.406	
2	14:21:14.174	1:12.928	20.668	28.443	23.817	97.257	
3	14:22:27.761	1:13.587	21.048	27.830	24.709	89.716	
4	14:23:40.773	1:13.012	20.820	28.189	24.003	90.320	
5	14:24:52.419	1:11.646	20.226	28.064	23.356	88.299	
6	14:28:01.314	3:08.895	22.855	31.527	2:14.513	99.714	
7	14:29:21.919	1:20.605	26.872	29.954	23.779	35.394	
8	14:30:31.127	1:09.208	19.106	26.894	23.208	104.043	
9	14:31:39.877	1:08.750	18.969	26.583	23.198	110.012	
10	14:32:47.282	1:07.405	18.923	25.823	22.659	108.238	
11	14:33:54.575	1:07.293	18.799	26.048	22.446	107.030	

(9) Steven ARKLEY							
1	14:20:21.142	1:29.378	28.101	34.316	26.961	36.691	
2	14:21:47.219	1:26.077	22.952	34.226	2		



Super Lap Scotland - Round 2 AC

Sorted on best lap time

Super Lap Scotland

Knockhill 1.267 miles

Qualifying - Overall

16/06/2018 13:30

Practice started at 13:25:46

Pos	No.	Name	Make/Model	Class Code	Laps	Best Tm	Diff	Best Speed	2nd Best
1	0	Andy FORREST	Westfield	SLS-A	10	58.759		77.619	59.200
2	44	Steven JEFFERIES	Mitsubishi Evo VI	SLS-A	7	59.617	0.858	76.502	1:00.477
3	551	Adam KINDNESS	Subaru Impreza STi Type R	SLS-B	18	1:01.270	2.511	74.438	1:02.506
4	81	Ian PITMAN	Subaru Impreza	SLS-D	9	1:02.193	3.434	73.334	1:02.290
5	89	William ROBSON	Ford Focus RS	SLS-B	14	1:02.555	3.796	72.909	1:02.641
6	34	Blair McCONACHIE	Caterham Superlight R	SLS-C	9	1:02.692	3.933	72.750	1:03.163
7	6	Michael FOSTER	Renault Clio 172	SLS-E	12	1:02.824	4.065	72.597	1:03.299
8	26	Bob MacKAY	Mitsubishi Evo 7	SLS-C	13	1:02.925	4.166	72.481	1:03.411
9	777	Ian HOGGINS	Honda Civic	SLS-D	13	1:03.363	4.604	71.980	1:03.451
10	88	Martin BROWN	Subaru Impreza WRX	SLS-F	12	1:03.419	4.660	71.916	1:04.515
11	87	Paul BELL	Mini Cooper	SLS-D	8	1:03.622	4.863	71.687	1:06.279
12	333	John LINDSAY	Renault Sport Clio	SLS-E	11	1:03.643	4.884	71.663	1:04.191
13	54	Steven McNAB	Renault Clio	SLS-E	12	1:03.894	5.135	71.381	1:04.111
14	61	Andy CLOTWORTHY	Subaru Impreza	SLS-B	9	1:03.989	5.230	71.275	1:08.700
15	888	Yumen LAI	Renault Clio 182	SLS-F	10	1:04.181	5.422	71.062	1:04.932
16	42	Alex MILNE	Audi TTRS Plus	SLS-D	7	1:04.649	5.890	70.548	1:04.664
17	7	David LONG	Caterham R400	SLS-P	11	1:05.679	6.920	69.441	1:06.480
18	65	Kevin STRACHAN	Renault Clio	SLS-F	12	1:05.705	6.946	69.414	1:06.284
19	20	Paul MARTIN	Mitsubishi Evo 8 MR	SLS-D	5	1:05.755	6.996	69.361	1:12.241
20	11	Christopher CHERRY	Mitsubishi Evo	SLS-C	7	1:06.030	7.271	69.072	1:06.383
21	555	Lewis MacDOUGALL	Renault Clio	SLS-F	6	1:06.221	7.462	68.873	1:06.241
22	27	Iain TAYLOR	Renault Clio 182	SLS-D	8	1:06.871	8.112	68.204	1:07.439
23	101	John WALLACE	Fiat Coupe Turbo	SLS-D	9	1:06.961	8.202	68.112	1:06.986
24	172	Keith RICHARDSON	Renault Clio 172	SLS-F	12	1:07.088	8.329	67.983	1:07.340
25	13	Keith COWIE	Seat Leon Supercopa	SLS-B	7	1:07.182	8.423	67.888	1:07.772
26	55	Fiona KINDNESS	Subaru Impreza	SLS-B	11	1:07.293	8.534	67.776	
27	37	Andrew SKINNER	Westfield Seiw	SLS-D	8	1:07.392	8.633	67.676	1:07.668
28	67	Marshall WISHART	Mazda RX8	SLS-D	7	1:07.680	8.921	67.388	1:10.798
29	28	Ewan HAMILTON	Mini Cooper S	SLS-F	14	1:07.747	8.988	67.322	1:08.105
30	600	Michael ANDERSON	Ford Puma	SLS-F	6	1:07.843	9.084	67.226	1:08.338
31	72	Thomas SILK	Ford Focus	SLS-F	13	1:08.716	9.957	66.372	1:09.268
32	73	Robert DAVEY	Lotus Elise S220 Cup	SLS-D	9	1:08.831	10.072	66.261	1:09.935
33	484	Euan DUNCAN	Honda S2000	SLS-E	12	1:09.056	10.297	66.046	1:09.218
34	38	Sean HISLOP	Renault Clio RS	SLS-F	12	1:10.564	11.805	64.634	1:10.778
35	9	Steven ARKLEY	Westfield Megabusa	SLS-C	11	1:11.216	12.457	64.042	1:12.564
36	24	Jordan SMITH	Ford Escort	SLS-F	12	1:12.377	13.618	63.015	1:12.572
37	79	Eric HOLMES	Mitsubishi Evo 6RS	SLS-A	5	1:12.565	13.806	62.852	1:17.157
38	94	Jonathan SCRIMGEOUR	Vauxhall Astra VXR	SLS-D	7	1:13.097	14.338	62.394	1:13.540
39	155	Karen O'BRIEN	Mini Cooper	SLS-F	7	1:13.936	15.177	61.686	1:14.395

Clerk of the Course.

Sig : Time :
Chief Timekeeper : Ian Sharp (SMART Timing)

Results available at www.speedhive.com and www.smart-timing.co.uk

Printed: 16/06/2018 19:09:20



Orbits

Super Lap Scotland - Round 2 AC

Sorted on best lap time

Super Lap Scotland

Knockhill 1.267 miles

Qualifying - Overall

16/06/2018 13:30

Practice started at 13:25:46

Pos	No.	Name	Make/Model	Class Code	Laps	Best Tm	Diff	Best Speed	2nd Best
Super Lap Scotland (A)									
1	0	Andy FORREST	Westfield	SLS-A	10	58.759		77.619	59.200
2	44	Steven JEFFERIES	Mitsubishi Evo VI	SLS-A	7	59.617	0.858	76.502	1:00.477
3	79	Eric HOLMES	Mitsubishi Evo 6RS	SLS-A	5	1:12.565	13.806	62.852	1:17.157

Super Lap Scotland (B)									
1	551	Adam KINDNESS	Subaru Impreza STi Type R	SLS-B	18	1:01.270		74.438	1:02.506
2	89	William ROBSON	Ford Focus RS	SLS-B	14	1:02.555	1.285	72.909	1:02.641
3	61	Andy CLOTWORTHY	Subaru Impreza	SLS-B	9	1:03.989	2.719	71.275	1:08.700
4	13	Keith COWIE	Seat Leon Supercopa	SLS-B	7	1:07.182	5.912	67.888	1:07.772
5	55	Fiona KINDNESS	Subaru Impreza	SLS-B	11	1:07.293	6.023	67.776	

Super Lap Scotland (C)									
1	34	Blair McCONACHIE	Caterham Superlight R	SLS-C	9	1:02.692		72.750	1:03.163
2	26	Bob MacKAY	Mitsubishi Evo 7	SLS-C	13	1:02.925	0.233	72.481	1:03.411
3	11	Christopher CHERRY	Mitsubishi Evo	SLS-C	7	1:06.030	3.338	69.072	1:06.383
4	9	Steven ARKLEY	Westfield Megabusa	SLS-C	11	1:11.216	8.524	64.042	1:12.564

Super Lap Scotland (D)									
1	81	Ian PITMAN	Subaru Impreza	SLS-D	9	1:02.193		73.334	1:02.290
2	777	Ian HOGGINS	Honda Civic	SLS-D	13	1:03.363	1.170	71.980	1:03.451
3	87	Paul BELL	Mini Cooper	SLS-D	8	1:03.622	1.429	71.687	1:06.279
4	42	Alex MILNE	Audi TTRS Plus	SLS-D	7	1:04.649	2.456	70.548	1:04.664
5	20	Paul MARTIN	Mitsubishi Evo 8 MR	SLS-D	5	1:05.755	3.562	69.361	1:12.241
6	27	Iain TAYLOR	Renault Clio 182	SLS-D	8	1:06.871	4.678	68.204	1:07.439
7	101	John WALLACE	Fiat Coupe Turbo	SLS-D	9	1:06.961	4.768	68.112	1:06.986
8	37	Andrew SKINNER	Westfield Seiw	SLS-D	8	1:07.392	5.199	67.676	1:07.668
9	67	Marshall WISHART	Mazda RX8	SLS-D	7	1:07.680	5.487	67.388	1:10.798
10	73	Robert DAVEY	Lotus Elise S220 Cup	SLS-D	9	1:08.831	6.638	66.261	1:09.935
11	94	Jonathan SCRIMGEOUR	Vauxhall Astra VXR	SLS-D	7	1:13.097	10.904	62.394	1:13.540

Super Lap Scotland (E)									
1	6	Michael FOSTER	Renault Clio 172	SLS-E	12	1:02.824		72.597	1:03.299
2	333	John LINDSAY	Renault Sport Clio	SLS-E	11	1:03.643	0.819	71.663	1:04.191
3	54	Steven McNAB	Renault Clio	SLS-E	12	1:03.894	1.070	71.381	1:04.111
4	484	Euan DUNCAN	Honda S2000	SLS-E	12	1:09.056	6.232	66.046	1:09.218

Super Lap Scotland (F)									
1	88	Martin BROWN	Subaru Impreza WRX	SLS-F	12	1:03.419		71.916	1:04.515
2	888	Yumen LAI	Renault Clio 182	SLS-F	10	1:04.181	0.762	71.062	1:04.932
3	65	Kevin STRACHAN	Renault Clio	SLS-F	12	1:05.705	2.286	69.414	1:06.284
4	555	Lewis MacDOUGALL	Renault Clio	SLS-F	6	1:06.221	2.802	68.873	1:06.241

Clerk of the Course.

Sig : _____ Time : _____
 Chief Timekeeper : Ian Sharp (SMART Timing)
 Results available at www.speedhive.com and www.smart-timing.co.uk





Bulletin No. _____

Super Lap Scotland - Round 2 AC

Sorted on best lap time

Super Lap Scotland

Knockhill 1.267 miles

Qualifying - Overall

16/06/2018 13:30

Practice started at 13:25:46

Pos	No.	Name	Make/Model	Class Code	Laps	Best Tm	Diff	Best Speed	2nd Best
5	172	Keith RICHARDSON	Renault Clio 172	SLS-F	12	1:07.088	3.669	67.983	1:07.340
6	28	Ewan HAMILTON	Mini Cooper S	SLS-F	14	1:07.747	4.328	67.322	1:08.105
7	600	Michael ANDERSON	Ford Puma	SLS-F	6	1:07.843	4.424	67.226	1:08.338
8	72	Thomas SILK	Ford Focus	SLS-F	13	1:08.716	5.297	66.372	1:09.268
9	38	Sean HISLOP	Renault Clio RS	SLS-F	12	1:10.564	7.145	64.634	1:10.778
10	24	Jordan SMITH	Ford Escort	SLS-F	12	1:12.377	8.958	63.015	1:12.572
11	155	Karen O'BRIEN	Mini Cooper	SLS-F	7	1:13.936	10.517	61.686	1:14.395

Super Lap Scotland (Pro)

1	7	David LONG	Caterham R400	SLS-P	11	1:05.679		69.441	1:06.480
---	---	------------	---------------	-------	----	----------	--	--------	----------

Clerk of the Course.

Sig : Time :
Chief Timekeeper : Ian Sharp (SMART Timing)

Results available at www.speedhive.com and www.smart-timing.co.uk

Printed: 16/06/2018 19:09:32

Orbits



Super Lap Scotland - Round 2 AC

Sorted on Laps

Northern Sports & Saloons Cars Championship

Knockhill 1.267 miles

Race

16/06/2018 14:30

Race (15:00 and 1 Laps) started at 14:45:38

Pos	No.	Name	Make/Model	Class Code	Laps	Total Tm	Diff	Best Tm	In Lap	Best Speed
1	00	Andy ROBINSON	Ford Falcon	A1	15	16:31.521		58.271	11	78.269
2	54	Andrew MORRISON	Seat Cupra	A1	15	16:32.022	0.501	58.194	9	78.373
3	10	Allan GIBSON	Lotus Exige	A1	15	17:03.930	32.409	1:00.360	12	75.561
4	18	Paul TOUGH	BMW E46 M3	B2	15	17:08.400	36.879	1:01.873	12	73.713
5	2	Jeff WILSON	Lotus Elise	A1	15	17:12.856	41.335	1:01.397	15	74.284
6	31	Gary BOWERS	BMW E46 328	B2	15	17:22.527	51.006	1:03.671	12	71.631
7	75	Jordan LOWING	Westfield FW	E2	15	17:25.849	54.328	1:02.967	15	72.432
8	63	Kyle MURCHIE	Pell Genesis	E2	15	17:38.131	1:06.610	1:03.958	13	71.310
9	1	Mark LEYBOURNE	Westfield FW	E2	15	17:38.295	1:06.774	1:03.922	12	71.350
10	15	David COX	Peugeot 205 GTi	C	14	16:31.904	1 Lap	1:04.547	13	70.659
11	60	Stephen CRAGGS	Mazda MX5	B2	14	16:43.429	1 Lap	1:05.715	11	69.403
12	90	Simon SHERIDAN	Honda Civic	D	14	16:43.739	1 Lap	1:06.474	11	68.611
13	89	Daniel KELL	Ford Sierra XR4x4	B2	14	16:51.611	1 Lap	1:06.555	14	68.527
14	28	Scott TOLLEN	Ford Escort Cosworth	B2	14	17:34.709	1 Lap	1:06.348	12	68.741
15	7	Alan McPHERSON	MK Indy	A2	14	17:37.170	1 Lap	1:05.711	11	69.408
16	12	Scott HUBEL	Peugeot 205 T16	A2	13	16:32.493	2 Laps	1:06.018	11	69.085
17	59	Damien McKAY	Ginetta G20	E1	13	16:51.463	2 Laps	1:05.223	13	69.927
18	30	Paul LIGHTBURN	BMW E36 318is	B2	13	16:59.019	2 Laps	1:08.538	13	66.545
19	62	Paul RANKIN	Westfield	E1	12	17:24.504	3 Laps	1:10.412	2	64.774

Not classified

DNS	46	Ian HUMPISSH	Ford Focus	B2			DNS		0	-
DNS	99	David BREWIS	Davrian	A2			DNS		0	-

Margin of Victory	Avg. Speed	Best Lap Tm	Best Speed	Best Lap by
0.501	68.998	58.194	78.373	54 - Andrew MORRISON

Clerk of the Course.

Sig : _____ Time : _____
 Chief Timekeeper : Ian Sharp (SMART Timing)

Results available at www.speedhive.com and www.smart-timing.co.uk

Printed: 16/06/2018 15:06:43



Orbits

Super Lap Scotland - Round 2 AC

Northern Sports & Saloons Cars Championship

Knockhill 1.267 miles

Race

16/06/2018 14:30

Race (15:00 and 1 Laps) started at 14:45:38

Lap	Time of Day	Lap Tm	S1	S2	S3	SFSpd	S1Spd
(00) Andy ROBINSON							
1	14:46:46.292	1:00.889	18.186	23.045	19.658	76.432	
2	14:47:45.985	59.693	17.260	22.599	19.834	127.098	
3	14:48:44.902	58.917	16.825	22.425	19.667	128.068	
4	14:49:43.413	58.511	16.807	22.233	19.471	129.053	
5	14:50:42.160	58.747	16.813	22.326	19.608	122.014	
6	14:51:44.950	1:02.790	18.055	23.504	21.231	111.660	
7	14:53:31.884	1:46.934	21.731	43.848	41.355	113.742	
8	14:55:17.251	1:45.367	35.065	40.715	29.587	43.267	
9	14:56:15.928	58.677	17.055	22.154	19.468	122.908	
10	14:57:14.814	58.886	16.630	22.782	19.474	129.551	
11	14:58:13.085	58.271	16.334	22.209	19.728	131.326	
12	14:59:11.716	58.631	16.954	22.006	19.671	127.339	
13	15:00:11.051	59.335	16.841	22.699	19.795	132.102	
14	15:01:10.002	58.951	16.575	22.865	19.511	130.053	
15	15:02:10.337	1:00.335	16.710	22.751	20.874	129.802	

(54) Andrew MORRISON							
1	14:46:47.118	1:01.519	18.652	23.121	19.746	73.583	
2	14:47:46.846	59.728	17.010	22.387	20.331	120.915	
3	14:48:45.553	58.707	16.943	21.911	19.853	120.915	
4	14:49:44.186	58.633	16.957	21.794	19.882	122.236	
5	14:50:43.005	58.819	17.048	21.737	20.034	117.940	
6	14:51:45.655	1:02.650	17.695	23.279	21.676	115.107	
7	14:53:33.195	1:47.540	19.448	46.745	41.347	109.118	
8	14:55:18.343	1:45.148	34.949	40.530	29.669	35.061	
9	14:56:16.537	58.194	16.818	21.727	19.649	114.714	
10	14:57:15.386	58.849	16.741	22.412	19.696	122.683	
11	14:58:13.874	58.488	16.655	21.544	20.289	123.815	
12	14:59:12.270	58.396	16.738	21.641	20.017	122.683	
13	15:00:11.431	59.161	16.934	22.300	19.927	124.968	
14	15:01:10.574	59.143	16.840	22.476	19.827	124.273	
15	15:02:10.838	1:00.264	16.703	22.535	21.026	126.142	

(10) Allan GIBSON							
1	14:46:54.324	1:08.350	20.846	26.160	21.344	62.717	81.048
2	14:47:59.303	1:04.979	18.714	24.554	21.711	101.218	92.690
3	14:49:02.310	1:03.007	18.140	24.081	20.786	109.653	91.802
4	14:50:02.719	1:00.409	17.419	22.661	20.329	120.915	101.218
5	14:51:04.357	1:01.638	17.437	23.312	20.889	120.915	99.272
6	14:52:12.137	1:07.780	17.506	24.163	26.111	119.835	101.678
7	14:53:45.497	1:33.360	20.737	32.159	40.464	66.377	81.639
8	14:55:26.647	1:41.150	32.466	43.151	25.533	35.544	54.648
9	14:56:29.625	1:02.978	18.126	24.208	20.644	107.890	100.310
10	14:57:36.574	1:06.949	18.578	26.992	21.379	108.413	100.611
11	14:58:39.095	1:02.521	17.873	23.913	20.735	117.733	97.967
12	14:59:39.455	1:00.360	17.159	23.007	20.194	120.915	101.218
13	15:00:41.104	1:01.649	17.128	23.491	21.030	125.905	101.678
14	15:01:41.699	1:00.595	16.879	23.178	20.538	121.572	102.611
15	15:02:42.746	1:01.047	16.750	23.008	21.289	121.792	103.242

(18) Paul TOUGH							
1	14:46:53.584	1:07.314	20.485	25.455	21.374	68.407	90.564
2	14:47:56.853	1:03.269	18.466	23.765	21.038	117.321	97.682
3	14:48:59.533	1:02.680	18.139	23.579	20.962	116.506	98.688
4	14:50:01.450	1:01.917	17.853	23.080	20.984	116.506	99.419
5	14:51:03.518	1:02.068	18.048	23.170	20.850	114.129	99.272
6	14:52:10.443	1:06.925	17.860	23.687	25.378	120.480	99.272
7	14:53:43.698	1:33.255	20.945	32.270	40.040	73.745	82.442
8	14:55:24.497	1:40.799	32.867	43.023	24.909	36.511	53.133
9	14:56:29.087	1:04.590	17.985	25.471	21.134	105.349	99.714
10	14:57:34.680	1:05.593	18.134	26.362	21.097	119.835	98.833
11	14:58:37.511	1:02.831	18.262	23.719	20.850	116.709	98.833
12	14:59:39.384	1:01.873	17.869	23.135	20.869	117.940	99.125
13	15:00:42.247	1:02.863	17.878	23.803	21.182	119.621	99.714
14	15:01:44.923	1:02.676	17.974	23.974	20.728	119.196	99.714
15	15:02:47.216	1:02.293	17.592	23.535	21.166	119.196	99.714

(2) Jeff WILSON							
1	14:46:57.457	1:09.835	21.668	26.748	21.419	65.407	
2	14:48:03.587	1:06.130	19.368	25.683	21.079	110.193	
3	14:49:09.574	1:05.987	18.486	25.932	21.569	111.290	
4	14:50:13.061	1:03.487	18.410	24.350	20.727	114.910	

5	14:51:17.325	1:04.264	19.344	24.054	20.866	102.611	
6	14:52:26.906	1:09.581	19.174	25.620	24.787	106.183	
7	14:53:50.017	1:23.111	21.193	28.629	33.289	75.064	
8	14:55:31.844	1:41.827	31.033	42.927	27.867	38.926	
9	14:56:35.512	1:03.668	18.649	23.449	21.570	98.254	
10	14:57:39.976	1:04.464	17.131	24.940	22.393	115.504	
11	14:58:43.407	1:03.431	19.138	23.362	20.931	96.005	
12	14:59:46.693	1:03.286	19.091	23.141	21.054	98.254	
13	15:00:48.685	1:01.992	17.664	24.092	20.236	121.792	
14	15:01:50.275	1:01.590	17.054	23.483	21.053	124.044	
15	15:02:51.672	1:01.397	17.326	23.428	20.643	119.835	

(31) Gary BOWERS							
1	14:46:53.495	1:07.566	20.548	25.118	21.900	69.542	
2	14:47:58.289	1:04.794	18.536	24.729	21.529	106.859	
3	14:49:02.808	1:04.519	18.278	24.375	21.866	108.413	
4	14:50:07.055	1:04.247	18.664	23.876	21.707	105.848	
5	14:51:11.574	1:04.519	18.498			107.201	
6	14:52:19.869	1:08.295	18.424	24.151	25.720	107.717	
7	14:53:47.623	1:27.754	20.265			73.262	
8	14:55:28.722	1:41.099	32.149	42.909	26.041	37.871	
9	14:56:33.701	1:04.979	18.870			101.218	
10	14:57:39.479	1:05.778	18.368			107.890	
11	14:58:43.336	1:03.857	18.454			107.717	
12	14:59:47.007	1:03.671	18.306			108.238	
13	15:00:52.131	1:05.124	18.632			107.372	
14	15:01:56.082	1:03.951	18.020			107.201	
15	15:03:01.343	1:05.261	18.439	24.478	22.344	107.544	

(75) Jordan LOWING							
1	14:47:05.973	1:16.873	23.183	30.537	23.153	63.489	
2	14:48:13.562	1:07.589	19.372	26.670	21.547	96.836	
3	14:49:20.075	1:06.513	19.547	25.293	21.673	93.726	
4	14:50:27.394	1:07.319	19.539	25.574	22.206	104.856	
5	14:51:30.607	1:03.213	18.933	23.238	21.042	95.731	
6	14:52:39.100	1:08.493	18.766	24.814	24.913	103.084	
7	14:53:58.920	1:19.820	22.022	26.985	30.813	63.489	
8	14:55:34.629	1:35.709	28.129	41.260	26.320	37.680	
9	14:56:41.209	1:06.580	19.833	25.465	21.282	85.054	
10	14:57:47.309	1:06.100	19.594	24.591	21.915	98.398	
11	14:58:50.315	1:03.006	18.848	23.453	20.705	111.290	
12	14:59:53.652	1:03.337	18.926	23.586	20.825	111.660	
13	15:00:58.721	1:05.069	19.380	24.178	21.511	104.204	
14	15:02:01.698	1:02.977	18.762	23.367	20.848	110.739	
15	15:03:04.665	1:02.967	18.640	23.528	20.799	113.166	

(63) Kyle MURCHIE							
1	14:46:55.958						

Super Lap Scotland - Round 2 AC

Northern Sports & Saloons Cars Championship

Knockhill 1.267 miles

Race

16/06/2018 14:30

Race (15:00 and 1 Laps) started at 14:45:38

Lap	Time of Day	Lap Tm	S1	S2	S3	SFSpd	S1Spd
11	14:58:54.775	1:04.756	18.476	24.278	22.002	110.556	94.919
12	14:59:58.697	1:03.922	18.215	24.361	21.346	110.012	94.252
13	15:01:02.862	1:04.165	18.043	24.659	21.463	110.556	90.809
14	15:02:10.147	1:07.285	19.020	25.731	22.534	109.832	88.767
15	15:03:17.111	1:06.964	18.268	25.882	22.814	107.717	91.802

Lap	Time of Day	Lap Tm	S1	S2	S3	SFSpd	S1Spd
4	14:50:31.506	1:09.698	19.745	26.630	23.323	99.566	
5	14:51:44.411	1:12.905	19.478	30.511	22.916	100.762	
6	14:53:34.811	1:50.400	21.646	47.747	41.007	97.257	
7	14:55:19.527	1:44.716	34.481	41.375	28.860	36.852	
8	14:56:27.123	1:07.596	19.443	26.096	22.057	91.802	
9	14:57:34.134	1:07.011	18.981	26.154	21.876	95.868	
10	14:58:42.852	1:08.718	19.756	25.772	23.190	95.188	
11	14:59:51.967	1:09.115	20.368	26.841	21.906	93.205	
12	15:00:58.315	1:06.348	19.071	25.806	21.471	100.611	
13	15:02:06.241	1:07.926	19.874	25.228	22.824	103.084	
14	15:03:13.525	1:07.284	18.960	25.609	22.715	109.474	

(15) David COX

1	14:46:57.150	1:10.132	20.507	27.177	22.448	73.664	
2	14:48:04.076	1:06.926	19.227	25.336	22.363	99.125	
3	14:49:11.066	1:06.990	19.581	25.219	22.190	96.697	
4	14:50:17.421	1:06.355	19.090	24.668	22.597	102.142	
5	14:51:24.626	1:07.205	19.449			96.976	
6	14:52:36.038	1:11.412	19.151	25.812	26.449	100.161	
7	14:53:55.979	1:19.941	21.988	28.020	29.933	65.986	
8	14:55:33.805	1:37.826	29.466	41.037	27.323	46.313	
9	14:56:41.703	1:07.898	20.082	25.586	22.230	79.417	
10	14:57:49.524	1:07.821	20.383	25.199	22.239	96.281	
11	14:58:55.576	1:06.052	19.167			102.142	
12	15:00:00.759	1:05.183	18.812	24.454	21.917	105.020	
13	15:01:05.306	1:04.547	18.486			106.351	
14	15:02:10.720	1:05.414	18.420			105.184	

(7) Alan McPHERSON

1	14:47:04.733	1:16.362	22.940	30.245	23.177	65.343	
2	14:48:15.786	1:11.053	20.018	28.329	22.706	102.298	
3	14:49:24.761	1:08.975	20.141	25.945	22.889	104.204	
4	14:50:34.071	1:09.310	20.247	26.235	22.828	99.419	
5	14:51:45.843	1:11.772	20.414	27.726	23.632	85.162	
6	14:53:36.109	1:50.266	21.220	48.375	40.671	93.857	
7	14:55:20.203	1:44.094	34.578	41.528	27.988	33.790	
8	14:56:28.478	1:08.275	19.948	25.985	22.342	99.419	
9	14:57:39.254	1:10.776	19.598	28.057	23.121	105.020	
10	14:58:47.782	1:08.528	21.011	25.146	22.371	97.824	
11	14:59:53.493	1:05.711	19.041	24.737	21.933	105.349	
12	15:01:01.294	1:07.801	19.746	25.543	22.512	106.183	
13	15:02:08.002	1:06.708	19.303	24.938	22.467	104.529	
14	15:03:15.986	1:07.984	19.258	25.796	22.930	106.015	

(60) Stephen CRAGGS

1	14:47:01.460	1:13.443	22.234	28.464	22.745	59.918	
2	14:48:09.286	1:07.826	19.902	25.582	22.342	92.435	
3	14:49:15.801	1:06.515	19.260	25.268	21.987	99.202	
4	14:50:22.542	1:06.741	19.482	25.483	21.776	94.651	
5	14:51:29.424	1:06.882	19.288	25.495	22.099	97.540	
6	14:52:40.422	1:10.998	19.698	25.839	25.461	97.399	
7	14:53:59.813	1:19.391	22.888	26.605	29.898	58.304	
8	14:55:36.009	1:36.196	28.639	41.374	26.183	37.241	
9	14:56:43.455	1:07.446	19.865	25.649	21.932	88.532	
10	14:57:51.016	1:07.561	19.325	26.164	22.072	101.678	
11	14:58:56.731	1:05.715	18.889	24.572	22.254	105.184	
12	15:00:05.369	1:08.638	19.788	25.810	23.040	103.882	
13	15:01:14.303	1:08.934	19.971	26.351	22.612	102.142	
14	15:02:22.245	1:07.942	20.010	25.206	22.726	101.524	

(12) Scott HUBEL

1	14:47:05.292	1:16.893	23.229	30.288	23.376	58.456	80.561
2	14:48:15.925	1:10.633	20.147	28.107	22.379	101.524	82.645
3	14:49:25.259	1:09.334	20.230	26.358	22.746	107.372	85.054
4	14:50:34.394	1:09.135	20.044	26.442	22.649	92.690	90.809
5	14:51:46.716	1:12.322	20.509	27.765	24.048	79.985	89.957
6	14:53:36.849	1:50.133	21.084	48.487	40.562	97.117	54.426
7	14:55:20.418	1:43.569	34.639	41.772	27.158	32.109	35.007
8	14:56:28.885	1:08.467	19.975	26.157	22.335	101.987	89.002
9	14:57:40.768	1:11.883	19.808	27.798	24.277	105.848	91.928
10	14:58:48.007	1:07.239	19.602	25.710	21.927	101.371	89.596
11	14:59:54.025	1:06.018	19.053	25.066	21.899	108.413	92.308
12	15:01:01.607	1:07.582	20.535	25.054	21.993	105.020	88.532
13	15:02:11.309	1:09.702	19.238	25.946	24.518	111.290	83.571

(90) Simon SHERIDAN

1	14:46:57.983	1:11.125	21.503	26.838	22.784	69.041	79.795
2	14:48:06.112	1:08.129	20.240	25.490	22.399	92.690	86.368
3	14:49:13.869	1:07.757	19.913	24.880	22.964	100.762	86.702
4	14:50:21.466	1:07.597	19.765	24.526	23.306	98.979	86.927
5	14:51:28.963	1:07.497	19.957	24.846	22.694	91.055	87.837
6	14:52:42.909	1:13.946	20.190	27.100	26.656	100.762	82.341
7	14:54:02.624	1:19.715	23.361	26.944	29.410	61.174	78.580
8	14:55:37.603	1:34.979	26.726	41.454	26.799	45.589	63.071
9	14:56:45.809	1:08.206	20.094	25.434	22.678	87.952	86.927
10	14:57:54.716	1:08.907	19.724	26.362	22.821	102.454	87.266
11	14:59:01.190	1:06.474	19.715	24.205	22.554	101.678	85.379
12	15:00:07.805	1:06.615	19.490	24.225	22.900	102.926	85.815
13	15:01:15.031	1:07.226	19.944	25.098	22.184	102.298	77.224
14	15:02:22.555	1:07.524	19.637	25.183	22.704	101.987	86.927

(59) Damien McKAY

1	14:47:05.177	1:16.146	22.985	30.384	22.777	61.510	80.176
2	14:48:13.305	1:08.128	19.848	26.462	21.818	102.454	94.385
3	14:49:19.586	1:06.281	19.260	25.466	21.555	106.859	98.543
4	14:50:33.097	1:13.511	20.498	27.404	25.609	113.935	79.136
5	14:53:03.688	2:30.591	20.653	27.174	1:42.764	76.172	88.767
6	14:54:33.791	1:30.103	40.092	26.632	23.379	29.537	86.146
7	14:55:41.206	1:07.415	19.028	25.901	22.486	100.611	98.398
8	14:56:51.135	1:09.929	18.854	27.331	23.744	113.742	95.731
9	14:58:01.188	1:10.053	20.410	26.435	23.208	95.323	90.686
10	14:59:09.137	1:07.949	19.518	25.815	22.616	99.419	91.677
11	15:00:18.038	1:08.901	20.379	26.103	22.419	101.371	79.043
12	15:01:25.056	1:07.018	18.876	26.162	21.980	106.859	91.303
13	15:02:30.279	1:05.223	18.611	25.329	21.283	113.742	91.179

(89) Daniel KELL

1	14:47:02.706	1:14.516	22.436	29.346	22.734	69.398	
2	14:48:11.987	1:09.281	20.628	26.149	22.504	93.995	87.837
3	14:49:19.505	1:07.518	19.441	25.978	22.099	109.832	
4	14:50:26.670	1:07.165	19.449	25.117	22.599	110.556	87.380
5	14:51:34.390	1:07.720	19.671	25.522	22.527	96.005	
6	14:52:47.917	1:13.527	19.624	27.105	26.798	110.012	
7	14:54:06.275	1:18.358	23.028	29.041	26.289	73.022	75.487
8	14:55:38.747	1:32.472	26.174	40.379	25.919	69.904	70.123
9	14:56:48.936	1:10.189	20.463	26.656	23.070	92.947	
10	14:57:59.530	1:10.594	20.357	26.840	23.397	96.281	
11	14:59:07.646	1:08.116	19.772	25.335	23.009	108.764	85.379
12	15:0						



Super Lap Scotland - Round 2 AC

Northern Sports & Saloons Cars Championship

Knockhill 1.267 miles

Race

16/06/2018 14:30

Race (15:00 and 1 Laps) started at 14:45:38

Lap	Time of Day	Lap Tm	S1	S2	S3	SFSpd	S1Spd	Lap	Time of Day	Lap Tm	S1	S2	S3	SFSpd	S1Spd
1	14:47:07.176	1:17.882	24.090	30.252	23.540	56.631									
2	14:48:17.588	1:10.412	20.160	27.359	22.893	97.824									
3	14:49:28.054	1:10.466	19.979	27.347	23.140	100.611									
4	14:50:40.438	1:12.384	20.851	27.026	24.507	90.442									
5	14:51:53.102	1:12.664	20.797	28.332	23.535	89.477									
6	14:53:39.415	1:46.313	23.275	41.864	41.174	83.780									
7	14:55:22.650	1:43.235	33.443	43.128	26.664	34.970	47.292								
8	14:58:13.808	2:51.158	18.596	2:05.875	26.687	107.372									
9	14:59:26.515	1:12.707	20.798	28.169	23.740	88.416									
10	15:00:37.803	1:11.288	19.842	27.367	24.079	89.358									
11	15:01:50.877	1:13.074	20.585	28.302	24.187	91.303									
12	15:03:03.320	1:12.443	19.954	27.756	24.733	97.682									

Clerk of the Course.

Sig : Time :
 Chief Timekeeper : Ian Sharp (SMART Timing)
 Results available at www.speedhive.com and www.smart-timing.co.uk





Super Lap Scotland - Round 2 AC

Lapchart

Northern Sports & Saloons Cars Championship

Knockhill 1.267 miles

Race

16/06/2018 14:30

Race (15:00 and 1 Laps) started at 14:45:38

Competitors	Laps	Laps															
		0	1	2	3	4	5	6	7	8	9	10	11	12	13	14	15
Andy ROBINSON (00)	1	00	00	00	00	00	00	00	00	00	00	00	00	00	00	00	00
Andrew MORRISON (54)	2	54	54	54	54	54	54	54	54	54	54	54	54	54	54	54	54
Gary BOWERS (31)	3	31	31	18	18	18	18	18	18	18	18	18	18	10	10	10	10
Allan GIBSON (10)	4	10	18	31	10	10	10	10	10	10	10	10	10	10	18	18	18
Paul TOUGH (18)	5	18	10	10	31	31	31	31	31	31	31	31	31	2	2	2	2
Simon SHERIDAN (90)	6	90	63	63	63	63	2	2	2	2	2	2	2	31	31	31	31
David COX (15)	7	15	15	2	2	2	63	63	63	63	63	75	75	75	75	75	75
Kyle MURCHIE (63)	8	63	2	15	15	15	15	15	15	15	75	63	63	63	63	63	63
Jeff WILSON (2)	9	2	90	90	90	1	1	1	1	1	15	15	1	1	1	1	1
Mark LEYBOURNE (1)	10	1	1	1	1	90	90	75	75	75	1	1	15	15	15	15	15
Stephen CRAGGS (60)	11	60	60	60	60	60	60	60	60	60	60	60	60	60	60	60	60
Daniel KELL (89)	12	89	89	89	89	89	75	90	90	90	90	90	90	90	90	90	90
Alan McPHERSON (7)	13	7	28	28	59	75	89	89	89	89	89	89	89	89	89	89	89
Scott HUBEL (12)	14	12	7	59	75	28	28	28	28	28	28	28	28	28	28	28	28
Scott TOLLEN (28)	15	28	59	75	28	59	7	7	7	7	7	7	7	7	7	7	7
Paul LIGHTBURN (30)	16	30	12	7	7	7	12	12	12	12	12	12	12	12	12	12	12
Damien McKAY (59)	17	59	75	12	12	12	62	62	62	30	30	30	59	59	59	59	59
Jordan LOWING (75)	18	75	62	62	62	62	30	30	30	59	59	59	30	30	30	30	30
Paul RANKIN (62)	19	62	30	30	30	30	59	59	59	62	62	62	62	62	62	62	62
-	20																
-	21																

Margin of Victory	Avg. Speed	Best Lap Tm	Best Speed	Best Lap by
0.501	68.998	58.194	78.373	54 - Andrew MORRISON

Clerk of the Course. Orbits

Sig : Time :
 Chief Timekeeper : Ian Sharp (SMART Timing)
 Results available at www.speedhive.com and www.smart-timing.co.uk





Super Lap Scotland - Round 2 AC

Sorted on best lap time

Super Lap Scotland

Knockhill 1.267 miles

Final - Class F

16/06/2018 15:15

Practice started at 15:23:49

Pos	No.	Name	Make/Model	Class Code	Laps	Best Tm	Diff	Best Speed	2nd Best
1	88	Martin BROWN	Subaru Impreza WRX	SLS-F	2	1:02.427		73.059	1:13.394
2	888	Yumen LAI	Renault Clio 182	SLS-F	2	1:04.141	1.714	71.106	1:22.531
3	65	Kevin STRACHAN	Renault Clio	SLS-F	2	1:05.417	2.990	69.719	1:12.079
4	38	Sean HISLOP	Renault Clio RS	SLS-F	5	1:06.157	3.730	68.940	1:11.866
5	72	Thomas SILK	Ford Focus	SLS-F	5	1:07.170	4.743	67.900	1:12.991
6	28	Ewan HAMILTON	Mini Cooper S	SLS-F	2	1:07.493	5.066	67.575	1:14.215
7	172	Keith RICHARDSON	Renault Clio 172	SLS-F	2	1:08.043	5.616	67.029	1:20.762
8	600	Michael ANDERSON	Ford Puma	SLS-F	2	1:08.709	6.282	66.379	1:13.772
9	24	Jordan SMITH	Ford Escort	SLS-F	2	1:09.567	7.140	65.560	1:24.646

Not classified (from pos 10)


	555	Lewis MacDOUGALL	Renault Clio	SLS-F	2			-	
DNF	155	Karen O'BRIEN	Mini Cooper	SLS-F	1	1:32.443		49.337	

Announcements

- Car No.55 - Laptime disallowed - Exceeding track limits.
- Car No's 38 & 72 - Granted re-run

Clerk of the Course. Orbits

Sig : Time :
 Chief Timekeeper : Ian Sharp (SMART Timing)
 Results available at www.speedhive.com and www.smart-timing.co.uk





Super Lap Scotland - Round 2 AC

Super Lap Scotland

Knockhill 1.267 miles

Final - Class F

16/06/2018 15:15

Practice started at 15:23:49

Lap	Time of Day	Lap Tm	S1	S2	S3	SFSpd	S1Spd	Lap	Time of Day	Lap Tm	S1	S2	S3	SFSpd	S1Spd
(88) Martin BROWN															
1	15:36:46.640	1:13.394	23.690	27.884	21.820	34.291									
2	15:37:49.067	1:02.427	18.113	23.204	21.110	111.474									
(888) Yumen LAI															
1	15:36:39.671	1:22.531	27.981	31.932	22.618	45.497									
2	15:37:43.812	1:04.141	18.574	23.892	21.675	102.454									
(65) Kevin STRACHAN															
1	15:36:18.621	1:12.079	22.155	27.497	22.427	43.804	82.849								
2	15:37:24.038	1:05.417	18.943	24.705	21.769	103.882	85.596								
(38) Sean HISLOP															
1	15:26:28.063	1:20.810	25.224	30.876	24.710	34.861	59.918								
2	15:27:39.929	1:11.866	19.799	25.696	26.371	100.310	86.146								
3	15:38:29.367	10:49.438	21.484	33.317	9:54.637	100.310	61.850								
4	15:39:44.637	1:15.270	24.482	28.026	22.762	36.711	59.335								
5	15:40:50.794	1:06.157	19.799	24.127	22.231	101.678	84.518								
(72) Thomas SILK															
1	15:26:43.266	1:21.836	25.167	31.850	24.819	37.765									
2	15:27:56.257	1:12.991	19.820	26.792	26.379	96.558									
3	15:38:52.445	10:56.188	22.156	32.984	10:01.048	95.188									
4	15:40:11.742	1:19.297	23.945	30.811	24.541	38.523									
5	15:41:18.912	1:07.170	19.231	24.718	23.221	96.143									
(28) Ewan HAMILTON															
1	15:31:51.481	1:14.215	24.190	26.637	23.388	35.772									
2	15:32:58.974	1:07.493	19.368	24.338	23.787	97.399									
(172) Keith RICHARDSON															
1	15:32:11.177	1:20.762	26.764	30.211	23.787	36.954	64.964								
2	15:33:19.220	1:08.043	19.619	25.379	23.045	100.011	85.054								
(600) Michael ANDERSON															
1	15:31:38.344	1:13.772	24.142	26.658	22.972	36.333									
2	15:32:47.053	1:08.709	20.108	25.711	22.890	97.682									
(24) Jordan SMITH															
1	15:26:14.829	1:24.646	27.450	31.864	25.332	39.945									
2	15:27:24.396	1:09.567	20.074	26.315	23.178	95.731									
(555) Lewis MacDOUGALL															
1	15:32:21.718	1:18.115	24.996	29.628	23.491	39.429									
2	15:33:29.631	1:07.913	19.694	25.496	22.723	100.460									
(155) Karen O'BRIEN															
1	15:26:08.848	1:32.443	30.041	34.842	27.560	33.807	56.823								

Clerk of the Course.

Sig : Time :
 Chief Timekeeper : Ian Sharp (SMART Timing)

Results available at www.speedhive.com and www.smart-timing.co.uk

Printed: 16/06/2018 16:08:15

Orbits





Super Lap Scotland - Class A - PROVISIONAL

Pos	Car No.	Name	Round 1			Round 2 (AC)			Round 3			Round 4 (AC)			Round 5			Round 6			TOTAL
			Q	F	Total	Q	F	Total	Q	F	Total	Q	F	Total	Q	F	Total	Q	F	Total	
1	79	Eric HOLMES	14	20	34	13	20	33			0			0			0			0	67
2	44	Steven JEFFERIES	15	25	40	14		14			0			0			0			0	54
3	0	Andy FORREST			0	15	25	40			0			0			0			0	40
4	95	Wayne SUTHERLAND	13	16	29			0			0			0			0			0	29



Bulletin No. _____

Super Lap Scotland - Round 2 AC

Sorted on best lap time

Super Lap Scotland

Knockhill 1.267 miles

Final - Class E

16/06/2018 15:25

Practice started at 15:44:12

Pos	No.	Name	Make/Model	Class Code	Laps	Best Tm	Diff	Best Speed	2nd Best
1	333	John LINDSAY	Renault Sport Clio	SLS-E	2	1:03.655		71.649	1:13.350
2	6	Michael FOSTER	Renault Clio 172	SLS-E	2	1:03.822	0.167	71.462	1:06.928
3	484	Euan DUNCAN	Honda S2000	SLS-E	2	1:08.313	4.658	66.764	1:14.858
4	54	Steven McNAB	Renault Clio	SLS-E	2	1:19.188	15.533	57.595	1:23.003

Clerk of the Course.

Sig : Time :
 Chief Timekeeper : Ian Sharp (SMART Timing)

Results available at www.speedhive.com and www.smart-timing.co.uk

Printed: 16/06/2018 16:08:32

Orbits





Super Lap Scotland - Round 2 AC

Super Lap Scotland

Knockhill 1.267 miles

Final - Class E

16/06/2018 15:25

Practice started at 15:44:12

Lap	Time of Day	Lap Tm	S1	S2	S3	SFSpd	S1Spd	Lap	Time of Day	Lap Tm	S1	S2	S3	SFSpd	S1Spd
(333) John LINDSAY															
1	15:45:57.738	1:13.350	24.221	26.587	22.542	39.198	86.927								
2	15:47:01.393	1:03.655	18.491	23.420	21.744	104.692	88.416								
(6) Michael FOSTER															
1	15:46:05.332	1:06.928	21.480	23.796	21.652	43.605	86.702								
2	15:47:09.154	1:03.822	18.477	23.783	21.562	105.020	88.884								
(484) Euan DUNCAN															
1	15:45:31.717	1:14.858	22.995	27.755	24.108	35.867									
2	15:46:40.030	1:08.313	19.944	25.933	22.436	102.768									
(54) Steven McNAB															
1	15:45:53.381	1:23.003	28.052	32.496	22.455	43.045									
2	15:47:12.569	1:19.188	18.287	23.706	37.195	106.183									

Clerk of the Course. Orbits

Sig : Time :
 Chief Timekeeper : Ian Sharp (SMART Timing)
 Results available at www.speedhive.com and www.smart-timing.co.uk





Super Lap Scotland - Class B - PROVISIONAL

Pos	Car No.	Name	Round 1			Round 2 (AC)			Round 3			Round 4 (AC)			Round 5			Round 6			TOTAL
			Q	F	Total	Q	F	Total	Q	F	Total	Q	F	Total	Q	F	Total	Q	F	Total	
1	13	Keith COWIE	15	25	40	12	16	28			0			0			0			0	68
2	55	Fiona KINDNESS	14	20	34	11	14	25			0			0			0			0	59
3	61	Andy CLOTWORTHY	13	14	27	13	12	25			0			0			0			0	52
4	551	Adam KINDNESS			0	15	25	40			0			0			0			0	40
5	89	William ROBSON				14	20	34			0			0			0			0	34
6	111	Michael RIGBY	12	16	28			0			0			0			0			0	28



Super Lap Scotland - Round 2 AC

Sorted on best lap time

Super Lap Scotland

Knockhill 1.267 miles

Final - Class D

16/06/2018 15:40

Practice started at 15:53:09

Pos	No.	Name	Make/Model	Class Code	Laps	Best Tm	Diff	Best Speed	2nd Best
1	87	Paul BELL	Mini Cooper	SLS-D	2	1:01.582		74.061	1:11.028
2	81	Ian PITMAN	Subaru Impreza	SLS-D	2	1:02.194	0.612	73.332	1:26.081
3	777	Ian HOGGINS	Honda Civic	SLS-D	2	1:02.896	1.314	72.514	1:23.890
4	42	Alex MILNE	Audi TTRS Plus	SLS-D	2	1:03.888	2.306	71.388	1:30.367
5	101	John WALLACE	Fiat Coupe Turbo	SLS-D	2	1:04.477	2.895	70.736	1:12.278
6	37	Andrew SKINNER	Westfield Seiw	SLS-D	5	1:05.511	3.929	69.619	1:08.236
7	73	Robert DAVEY	Lotus Elise S220 Cup	SLS-D	2	1:08.585	7.003	66.499	1:17.368
8	27	Iain TAYLOR	Renault Clio 182	SLS-D	2	1:09.685	8.103	65.449	1:15.432
9	67	Marshall WISHART	Mazda RX8	SLS-D	2	1:12.104	10.522	63.254	1:19.192
Not classified									
DNF	94	Jonathan SCRIMGEOUR	Vauxhall Astra VXR	SLS-D	1	1:18.191		58.329	

Announcements

Car No.37 - Granted a re-run

Clerk of the Course. Orbits

Sig : Time :
 Chief Timekeeper : Ian Sharp (SMART Timing)
 Results available at www.speedhive.com and www.smart-timing.co.uk





Super Lap Scotland - Round 2 AC

Super Lap Scotland

Knockhill 1.267 miles

Final - Class D

16/06/2018 15:40

Practice started at 15:53:09

Lap	Time of Day	Lap Tm	S1	S2	S3	SFSpd	S1Spd	Lap	Time of Day	Lap Tm	S1	S2	S3	SFSpd	S1Spd
(87) Paul BELL															
1	16:03:07.542	1:11.028	21.961			48.735									
2	16:04:09.124	1:01.582	17.681			112.033									
(81) Ian PITMAN															
1	16:03:51.786	1:26.081	28.530	34.772	22.779	37.241									
2	16:04:53.980	1:02.194	18.059	23.342	20.793	112.976									
(777) Ian HOGGINS															
1	16:03:34.315	1:23.890	28.324	33.256	22.310	35.301									
2	16:04:37.211	1:02.896	18.298	23.186	21.412	108.413									
(42) Alex MILNE															
1	15:59:22.731	1:30.367	30.088	36.641	23.638	43.212	48.912								
2	16:00:26.619	1:03.888	17.829	24.473	21.586	106.689	101.371								
(101) John WALLACE															
1	15:58:33.885	1:12.278	22.536	26.632	23.110	39.993	93.726								
2	15:59:38.362	1:04.477	18.356	24.225	21.896	109.118	96.976								
(37) Andrew SKINNER															
1	15:55:06.415	1:11.365	22.272	25.560	23.533	38.194									
2	15:56:14.651	1:08.236	19.127	26.025	23.084	99.863									
3	16:02:38.022	6:23.371	21.431	27.828	5:34.112	96.005									
4	16:04:00.886	1:22.864	23.190	34.797	24.877	37.786									
5	16:05:06.397	1:05.511	18.969	24.333	22.209	98.688									
(73) Robert DAVEY															
1	15:54:45.539	1:17.368	24.076	29.218	24.074	36.432	73.262								
2	15:55:54.124	1:08.585	19.409	26.163	23.013	105.681	90.077								
(27) Iain TAYLOR															
1	15:58:51.772	1:15.432	25.812	26.618	23.002	38.151	80.853								
2	16:00:01.457	1:09.685	19.048	27.847	22.790	101.987	91.055								
(67) Marshall WISHART															
1	15:54:53.183	1:12.104	25.268	25.220	21.616	41.221	79.417								
2	15:56:12.375	1:19.192	28.261	27.217	23.714	108.764	72.706								
(94) Jonathan SCRIMGEOUR															
1	15:54:29.819	1:18.191	24.011	29.348	24.832	40.845									

Clerk of the Course. Orbits

Sig : Time :
 Chief Timekeeper : Ian Sharp (SMART Timing)
 Results available at www.speedhive.com and www.smart-timing.co.uk





Super Lap Scotland - Class D - PROVISIONAL

Pos	Car No.	Name	Round 1			Round 2 (AC)			Round 3			Round 4 (AC)			Round 5			Round 6			TOTAL
			Q	F	Total	Q	F	Total	Q	F	Total	Q	F	Total	Q	F	Total	Q	F	Total	
1	777	Ian HOGGINS	13	25	38	14	16	30			0			0			0			0	68
2	81	Ian PITMAN	15	0	15	15	20	35			0			0			0			0	50
3	101	John WALLACE	12	16	28	9	12	21			0			0			0			0	49
4	42	Alex MILNE	11	7	18	12	14	26			0			0			0			0	44
5	87	Paul BELL			0	13	25	38			0			0			0			0	38
6	27	Iain TAYLOR	10	9	19	10	8	18			0			0			0			0	37
7	45	Euan BEGBIE	14	20	34			0			0			0			0			0	34
8	37	Andrew SKINNER	8	8	16	8	10	18			0			0			0			0	34
9	73	Robert DAVEY	7	10	17	6	9	15			0			0			0			0	32
10	21	Marc IRVINE	9	14	23			0			0			0			0			0	23
11	211	Stuart IRVINE	4	12	16			0			0			0			0			0	16
12	67	Marshall WISHART			0	7	7	14			0			0			0			0	14
13	94	Jonathan SCRIMEGOUR	6	0	6	5	0	5			0			0			0			0	11
14	20	Paul MARTIN			0	11		11			0			0			0			0	11
15	82	Alan STEWART	5	5	10			0			0			0			0			0	10
16	58	Stewart McCracken	3	6	9			0			0			0			0			0	9



Bulletin No. _____

Super Lap Scotland - Round 2 AC

Sorted on best lap time

Super Lap Scotland

Knockhill 1.267 miles

Final - Class C

16/06/2018 15:55

Practice started at 16:06:47

Pos	No.	Name	Make/Model	Class Code	Laps	Best Tm	Diff	Best Speed	2nd Best
1	11	Christopher CHERRY	Mitsubishi Evo	SLS-C	2	59.608		76.514	1:17.232
2	26	Bob MacKAY	Mitsubishi Evo 7	SLS-C	2	1:00.026	0.418	75.981	1:11.980
3	34	Blair McCONACHIE	Caterham Superlight R	SLS-C	2	1:01.133	1.525	74.605	1:14.410
4	9	Steven ARKLEY	Westfield Megabus	SLS-C	2	1:05.635	6.027	69.488	1:20.754

Clerk of the Course.

Sig : Time :
Chief Timekeeper : Ian Sharp (SMART Timing)

Results available at www.speedhive.com and www.smart-timing.co.uk

Printed: 16/06/2018 16:27:46

Orbits





Super Lap Scotland - Round 2 AC

Super Lap Scotland

Knockhill 1.267 miles

Final - Class C

16/06/2018 15:55

Practice started at 16:06:47

Lap	Time of Day	Lap Tm	S1	S2	S3	SFSpd	S1Spd	Lap	Time of Day	Lap Tm	S1	S2	S3	SFSpd	S1Spd
(11) Christopher CHERRY															
1	16:08:29.686	1:17.232	26.816	29.591	20.825	37.117	52.387								
2	16:09:29.294	59.608	17.309	22.474	19.825	121.572	102.142								
(26) Bob MacKAY															
1	16:08:40.934	1:11.980	22.309	28.106	21.565	43.295	104.856								
2	16:09:40.960	1:00.026	17.049	23.157	19.820	124.504	107.890								
(34) Blair McCONACHIE															
1	16:08:55.907	1:14.410	26.027	27.354	21.029	31.040									
2	16:09:57.040	1:01.133	17.593	23.030	20.510	111.474									
(9) Steven ARKLEY															
1	16:08:10.735	1:20.754	26.589	31.106	23.059	30.503									
2	16:09:16.370	1:05.635	18.183	25.203	22.249	108.764									

Clerk of the Course. Orbits

Sig : Time :
 Chief Timekeeper : Ian Sharp (SMART Timing)
 Results available at www.speedhive.com and www.smart-timing.co.uk





Super Lap Scotland - Class C - PROVISIONAL

Pos	Car No.	Name	Round 1			Round 2 (AC)			Round 3			Round 4 (AC)			Round 5			Round 6			TOTAL
			Q	F	Total	Q	F	Total	Q	F	Total	Q	F	Total	Q	F	Total	Q	F	Total	
1	11	Christopher CHERRY	14	25	39	13	24	37			0			0			0			0	76
2	34	Blair McCONACHIE	15	20	35	15	16	31			0			0			0			0	66
3	9	Steven ARKLEY	9	10	19	12	14	26			0			0			0			0	45
4	26	Bob MACKAY				14	20	34			0			0			0			0	34
5	76	Robbie WYPER	11	16	27			0			0			0			0			0	27
6	78	David RYBOWSKI	12	14	26			0			0			0			0			0	26
7	90	Kieran GALLAGHER	13	12	25			0			0			0			0			0	25
8	35	Stephen HENDERSON	10	0	10			0			0			0			0			0	10



Super Lap Scotland - Round 2 AC

Sorted on best lap time

Super Lap Scotland

Knockhill 1.267 miles

Final - Class B

16/06/2018 16:05

Practice started at 16:12:01

Pos	No.	Name	Make/Model	Class Code	Laps	Best Tm	Diff	Best Speed	2nd Best
1	551	Adam KINDNESS	Subaru Impreza STi Type R	SLS-B	2	58.341		78.176	1:14.466
2	89	William ROBSON	Ford Focus RS	SLS-B	2	59.414	1.073	76.764	1:03.708
3	13	Keith COWIE	Seat Leon Supercopa	SLS-B	2	1:00.959	2.618	74.818	1:23.534
4	55	Fiona KINDNESS	Subaru Impreza	SLS-B	2	1:01.078	2.737	74.672	1:21.725
5	61	Andy CLOTWORTHY	Subaru Impreza	SLS-B	2	1:01.531	3.190	74.123	1:16.879

Clerk of the Course. Orbits

Sig : Time :
 Chief Timekeeper : Ian Sharp (SMART Timing)
 Results available at www.speedhive.com and www.smart-timing.co.uk





Super Lap Scotland - Round 2 AC

Super Lap Scotland

Knockhill 1.267 miles

Final - Class B

16/06/2018 16:05

Practice started at 16:12:01

Lap	Time of Day	Lap Tm	S1	S2	S3	SFSpd	S1Spd	Lap	Time of Day	Lap Tm	S1	S2	S3	SFSpd	S1Spd
(551) Adam KINDNESS															
1	16:18:59.636	1:14.466	24.823	29.394	20.249	54.032									
2	16:19:57.977	58.341	16.875	22.043	19.423	126.380									
(89) William ROBSON															
1	16:18:25.646	1:03.708	20.375	23.611	19.722	45.745	99.566								
2	16:19:25.060	59.414	17.297	22.489	19.628	128.805	99.714								
(13) Keith COWIE															
1	16:13:45.093	1:23.534	25.980	35.189	22.365	39.039									
2	16:14:46.052	1:00.959	17.421	23.688	19.850	126.142									
(55) Fiona KINDNESS															
1	16:13:23.281	1:21.725	26.960	32.356	22.409	39.568	61.174								
2	16:14:24.359	1:01.078	17.222	23.645	20.211	122.908	100.914								
(61) Andy CLOTWORTHY															
1	16:13:56.302	1:16.879	24.801	29.785	22.293	35.525									
2	16:14:57.833	1:01.531	17.355	24.059	20.117	124.968									

Clerk of the Course. Orbits

Sig : Time :
 Chief Timekeeper : Ian Sharp (SMART Timing)
 Results available at www.speedhive.com and www.smart-timing.co.uk





Super Lap Scotland - Class B - PROVISIONAL

Pos	Car No.	Name	Round 1			Round 2 (AC)			Round 3			Round 4 (AC)			Round 5			Round 6			TOTAL
			Q	F	Total	Q	F	Total	Q	F	Total	Q	F	Total	Q	F	Total	Q	F	Total	
1	13	Keith COWIE	15	25	40	12	16	28			0			0			0			0	68
2	55	Fiona KINDNESS	14	20	34	11	14	25			0			0			0			0	59
3	61	Andy CLOTWORTHY	13	14	27	13	12	25			0			0			0			0	52
4	551	Adam KINDNESS			0	15	25	40			0			0			0			0	40
5	89	William ROBSON				14	20	34			0			0			0			0	34
6	111	Michael RIGBY	12	16	28			0			0			0			0			0	28



Bulletin No. _____

Super Lap Scotland - Round 2 AC

Sorted on best lap time

Super Lap Scotland Knockhill 1.267 miles
 Final - Class A 16/06/2018 16:25
 Practice started at 16:21:14

Pos	No.	Name	Make/Model	Class Code	Laps	Best Tm	Diff	Best Speed	2nd Best
1	0	Andy FORREST	Westfield	SLS-A	2	57.684		79.066	1:03.586
2	79	Eric HOLMES	Mitsubishi Evo 6RS	SLS-A	2	1:04.265	6.581	70.969	1:12.276

Clerk of the Course. Orbits

Sig : Time :
 Chief Timekeeper : Ian Sharp (SMART Timing)
 Results available at www.speedhive.com and www.smart-timing.co.uk





Super Lap Scotland - Round 2 AC

Super Lap Scotland

Knockhill 1.267 miles

Final - Class A

16/06/2018 16:25

Practice started at 16:21:14

Lap	Time of Day	Lap Tm	S1	S2	S3	SFSpd	S1Spd	Lap	Time of Day	Lap Tm	S1	S2	S3	SFSpd	S1Spd
(0) Andy FORREST															
1	16:22:59.320	1:03.586	20.316	23.101	20.169	41.708	103.084								
2	16:23:57.004	57.684	16.448	21.792	19.444	132.362	115.504								
(79) Eric HOLMES															
1	16:22:33.975	1:12.276	23.788	27.000	21.488	40.402	75.317								
2	16:23:38.240	1:04.265	17.587	24.188	22.490	116.304									

Clerk of the Course. Orbits

Sig : Time :
 Chief Timekeeper : Ian Sharp (SMART Timing)
 Results available at www.speedhive.com and www.smart-timing.co.uk





Super Lap Scotland - Class A - PROVISIONAL

Pos	Car No.	Name	Round 1			Round 2 (AC)			Round 3			Round 4 (AC)			Round 5			Round 6			TOTAL
			Q	F	Total	Q	F	Total	Q	F	Total	Q	F	Total	Q	F	Total	Q	F	Total	
1	79	Eric HOLMES	14	20	34	13	20	33			0			0			0			0	67
2	44	Steven JEFFERIES	15	25	40	14		14			0			0			0			0	54
3	0	Andy FORREST			0	15	25	40			0			0			0			0	40
4	95	Wayne SUTHERLAND	13	16	29			0			0			0			0			0	29



Bulletin No. _____

Super Lap Scotland - Round 2 AC

Sorted on best lap time

Super Lap Scotland Knockhill 1.267 miles
 Final - Pro 16/06/2018 16:25
 Practice started at 16:24:55

Pos	No.	Name	Make/Model	Class Code	Laps	Best Tm	Diff	Best Speed	2nd Best
1	7	David LONG	Caterham R400	SLS-P	2	59.963		76.061	1:13.675

Clerk of the Course. Orbits

Sig : Time :
 Chief Timekeeper : Ian Sharp (SMART Timing)
 Results available at www.speedhive.com and www.smart-timing.co.uk





Super Lap Scotland - Round 2 AC

Super Lap Scotland

Knockhill 1.267 miles

Final - Pro

16/06/2018 16:25

Practice started at 16:24:55

Lap	Time of Day	Lap Tm	S1	S2	S3	SFSpd	S1Spd	Lap	Time of Day	Lap Tm	S1	S2	S3	SFSpd	S1Spd
(7) David LONG															
1	16:28:58.299	1:13.675	24.589	27.878	21.208	48.912	57.554								
2	16:29:58.262	59.963	16.693	23.378	19.892	126.618	107.372								

Clerk of the Course. Orbits

Sig : Time :
 Chief Timekeeper : Ian Sharp (SMART Timing)
 Results available at www.speedhive.com and www.smart-timing.co.uk





Super Lap Scotland - Class Pro - PROVISIONAL

Pos	Car No.	Name	Round 1			Round 2 (AC)			Round 3			Round 4 (AC)			Round 5			Round 6			TOTAL
			Q	F	Total	Q	F	Total	Q	F	Total	Q	F	Total	Q	F	Total	Q	F	Total	
1	0	Andy FORREST	15	25	40			0			0			0			0			0	40
2	51	Colin DORWARD	13	20	33			0			0			0			0			0	33
3	7	David LONG	12	16	28	15	25	40			0			0			0			0	68
4	14	Russ PATON	11	14	25			0			0			0			0			0	25
5	8	Andrew BARBOUR	14	0	14			0			0			0			0			0	14
6	177	Mark GERAGHTY	10	0	10			0			0			0			0			0	10



Super Lap Scotland - Round 2 AC

Sorted on best lap time

Super Lap Scotland

Knockhill 1.267 miles

Final - Overall

16/06/2018 16:25

Practice started at 15:23:49

Pos	No.	Name	Make/Model	Class Code	Laps	Best Tm	Diff	Best Speed	2nd Best
1	0	Andy FORREST	Westfield	SLS-A	2	57.684		79.066	1:03.586
2	551	Adam KINDNESS	Subaru Impreza STi Type R	SLS-B	2	58.341	0.657	78.176	1:14.466
3	89	William ROBSON	Ford Focus RS	SLS-B	2	59.414	1.730	76.764	1:03.708
4	11	Christopher CHERRY	Mitsubishi Evo	SLS-C	2	59.608	1.924	76.514	1:17.232
5	7	David LONG	Caterham R400	SLS-P	2	59.963	2.279	76.061	1:13.675
6	26	Bob MacKAY	Mitsubishi Evo 7	SLS-C	2	1:00.026	2.342	75.981	1:11.980
7	13	Keith COWIE	Seat Leon Supercopa	SLS-B	2	1:00.959	3.275	74.818	1:23.534
8	55	Fiona KINDNESS	Subaru Impreza	SLS-B	2	1:01.078	3.394	74.672	1:21.725
9	34	Blair McCONACHIE	Caterham Superlight R	SLS-C	2	1:01.133	3.449	74.605	1:14.410
10	61	Andy CLOTWORTHY	Subaru Impreza	SLS-B	2	1:01.531	3.847	74.123	1:16.879
11	87	Paul BELL	Mini Cooper	SLS-D	2	1:01.582	3.898	74.061	1:11.028
12	81	Ian PITMAN	Subaru Impreza	SLS-D	2	1:02.194	4.510	73.332	1:26.081
13	88	Martin BROWN	Subaru Impreza WRX	SLS-F	2	1:02.427	4.743	73.059	1:13.394
14	777	Ian HOGGINS	Honda Civic	SLS-D	2	1:02.896	5.212	72.514	1:23.890
15	333	John LINDSAY	Renault Sport Clio	SLS-E	2	1:03.655	5.971	71.649	1:13.350
16	6	Michael FOSTER	Renault Clio 172	SLS-E	2	1:03.822	6.138	71.462	1:06.928
17	42	Alex MILNE	Audi TTRS Plus	SLS-D	2	1:03.888	6.204	71.388	1:30.367
18	888	Yumen LAI	Renault Clio 182	SLS-F	2	1:04.141	6.457	71.106	1:22.531
19	79	Eric HOLMES	Mitsubishi Evo 6RS	SLS-A	2	1:04.265	6.581	70.969	1:12.276
20	101	John WALLACE	Fiat Coupe Turbo	SLS-D	2	1:04.477	6.793	70.736	1:12.278
21	65	Kevin STRACHAN	Renault Clio	SLS-F	2	1:05.417	7.733	69.719	1:12.079
22	37	Andrew SKINNER	Westfield Seiw	SLS-D	5	1:05.511	7.827	69.619	1:08.236
23	9	Steven ARKLEY	Westfield Megabusa	SLS-C	2	1:05.635	7.951	69.488	1:20.754
24	38	Sean HISLOP	Renault Clio RS	SLS-F	5	1:06.157	8.473	68.940	1:11.866
25	72	Thomas SILK	Ford Focus	SLS-F	5	1:07.170	9.486	67.900	1:12.991
26	28	Ewan HAMILTON	Mini Cooper S	SLS-F	2	1:07.493	9.809	67.575	1:14.215
27	172	Keith RICHARDSON	Renault Clio 172	SLS-F	2	1:08.043	10.359	67.029	1:20.762
28	484	Euan DUNCAN	Honda S2000	SLS-E	2	1:08.313	10.629	66.764	1:14.858
29	73	Robert DAVEY	Lotus Elise S220 Cup	SLS-D	2	1:08.585	10.901	66.499	1:17.368
30	600	Michael ANDERSON	Ford Puma	SLS-F	2	1:08.709	11.025	66.379	1:13.772
31	24	Jordan SMITH	Ford Escort	SLS-F	2	1:09.567	11.883	65.560	1:24.646
32	27	Iain TAYLOR	Renault Clio 182	SLS-D	2	1:09.685	12.001	65.449	1:15.432
33	67	Marshall WISHART	Mazda RX8	SLS-D	2	1:12.104	14.420	63.254	1:19.192
34	94	Jonathan SCRIMGEOUR	Vauxhall Astra VXR	SLS-D	1	1:18.191	20.507	58.329	
35	54	Steven McNAB	Renault Clio	SLS-E	2	1:19.188	21.504	57.595	1:23.003
36	555	Lewis MacDOUGALL	Renault Clio	SLS-F	2			-	

Not classified

DNF	155	Karen O'BRIEN	Mini Cooper	SLS-F	1	1:32.443		49.337	
-----	-----	---------------	-------------	-------	---	----------	--	--------	--

Announcements

- Car No.555 - Laptimes disallowed - Exceeding track limits.
- Car No's 37, 38 & 72 - Granted re-runs

Clerk of the Course. Orbits

Sig : Time :
 Chief Timekeeper : Ian Sharp (SMART Timing)
 Results available at www.speedhive.com and www.smart-timing.co.uk



Super Lap Scotland - Round 2 AC

Sorted on best lap time

Super Lap Scotland

Knockhill 1.267 miles

Final - Overall

16/06/2018 16:25

Practice started at 15:23:49


Pos	No.	Name	Make/Model	Class Code	Laps	Best Tm	Diff	Best Speed	2nd Best
Super Lap Scotland (A)									
1	0	Andy FORREST	Westfield	SLS-A	2	57.684		79.066	1:03.586
2	79	Eric HOLMES	Mitsubishi Evo 6RS	SLS-A	2	1:04.265	6.581	70.969	1:12.276
Super Lap Scotland (B)									
1	551	Adam KINDNESS	Subaru Impreza STi Type R	SLS-B	2	58.341		78.176	1:14.466
2	89	William ROBSON	Ford Focus RS	SLS-B	2	59.414	1.073	76.764	1:03.708
3	13	Keith COWIE	Seat Leon Supercopa	SLS-B	2	1:00.959	2.618	74.818	1:23.534
4	55	Fiona KINDNESS	Subaru Impreza	SLS-B	2	1:01.078	2.737	74.672	1:21.725
5	61	Andy CLOTWORTHY	Subaru Impreza	SLS-B	2	1:01.531	3.190	74.123	1:16.879
Super Lap Scotland (C)									
1	11	Christopher CHERRY	Mitsubishi Evo	SLS-C	2	59.608		76.514	1:17.232
2	26	Bob MacKAY	Mitsubishi Evo 7	SLS-C	2	1:00.026	0.418	75.981	1:11.980
3	34	Blair McCONACHIE	Caterham Superlight R	SLS-C	2	1:01.133	1.525	74.605	1:14.410
4	9	Steven ARKLEY	Westfield Megabusa	SLS-C	2	1:05.635	6.027	69.488	1:20.754
Super Lap Scotland (D)									
1	87	Paul BELL	Mini Cooper	SLS-D	2	1:01.582		74.061	1:11.028
2	81	Ian PITMAN	Subaru Impreza	SLS-D	2	1:02.194	0.612	73.332	1:26.081
3	777	Ian HOGGINS	Honda Civic	SLS-D	2	1:02.896	1.314	72.514	1:23.890
4	42	Alex MILNE	Audi TTRS Plus	SLS-D	2	1:03.888	2.306	71.388	1:30.367
5	101	John WALLACE	Fiat Coupe Turbo	SLS-D	2	1:04.477	2.895	70.736	1:12.278
6	37	Andrew SKINNER	Westfield Seiw	SLS-D	5	1:05.511	3.929	69.619	1:08.236
7	73	Robert DAVEY	Lotus Elise S220 Cup	SLS-D	2	1:08.585	7.003	66.499	1:17.368
8	27	Iain TAYLOR	Renault Clio 182	SLS-D	2	1:09.685	8.103	65.449	1:15.432
9	67	Marshall WISHART	Mazda RX8	SLS-D	2	1:12.104	10.522	63.254	1:19.192
10	94	Jonathan SCRIMGEOUR	Vauxhall Astra VXR	SLS-D	1	1:18.191	16.609	58.329	
Super Lap Scotland (E)									
1	333	John LINDSAY	Renault Sport Clio	SLS-E	2	1:03.655		71.649	1:13.350
2	6	Michael FOSTER	Renault Clio 172	SLS-E	2	1:03.822	0.167	71.462	1:06.928
3	484	Euan DUNCAN	Honda S2000	SLS-E	2	1:08.313	4.658	66.764	1:14.858
4	54	Steven McNAB	Renault Clio	SLS-E	2	1:19.188	15.533	57.595	1:23.003
Super Lap Scotland (F)									
1	88	Martin BROWN	Subaru Impreza WRX	SLS-F	2	1:02.427		73.059	1:13.394
2	888	Yumen LAI	Renault Clio 182	SLS-F	2	1:04.141	1.714	71.106	1:22.531
3	65	Kevin STRACHAN	Renault Clio	SLS-F	2	1:05.417	2.990	69.719	1:12.079
4	38	Sean HISLOP	Renault Clio RS	SLS-F	5	1:06.157	3.730	68.940	1:11.866
5	72	Thomas SILK	Ford Focus	SLS-F	5	1:07.170	4.743	67.900	1:12.991
6	28	Ewan HAMILTON	MIni Cooper S	SLS-F	2	1:07.493	5.066	67.575	1:14.215

Announcements

Car No.555 - Laptimes disallowed - Exceeding track limits.
 Car No's 37, 38 & 72 - Granted re-runs

Clerk of the Course. Orbits

Sig : Time :
 Chief Timekeeper : Ian Sharp (SMART Timing)
 Results available at www.speedhive.com and www.smart-timing.co.uk





Bulletin No. _____

Super Lap Scotland - Round 2 AC

Sorted on best lap time

Super Lap Scotland Knockhill 1.267 miles

Final - Overall 16/06/2018 16:25

Practice started at 15:23:49

Pos	No.	Name	Make/Model	Class Code	Laps	Best Tm	Diff	Best Speed	2nd Best
7	172	Keith RICHARDSON	Renault Clio 172	SLS-F	2	1:08.043	5.616	67.029	1:20.762
8	600	Michael ANDERSON	Ford Puma	SLS-F	2	1:08.709	6.282	66.379	1:13.772
9	24	Jordan SMITH	Ford Escort	SLS-F	2	1:09.567	7.140	65.560	1:24.646
10	555	Lewis MacDOUGALL	Renault Clio	SLS-F	2			-	

Not classified

DNF	155	Karen O'BRIEN	Mini Cooper	SLS-F	1	1:32.443		49.337	
-----	-----	---------------	-------------	-------	---	----------	--	--------	--

Super Lap Scotland (Pro)


1	7	David LONG	Caterham R400	SLS-P	2	59.963		76.061	1:13.675
---	---	------------	---------------	-------	---	--------	--	--------	----------

Announcements

- Car No.555 - Laptimes disallowed - Exceeding track limits.
- Car No's 37, 38 & 72 - Granted re-runs

Clerk of the Course. Orbits

Sig : Time :
 Chief Timekeeper : Ian Sharp (SMART Timing)
 Results available at www.speedhive.com and www.smart-timing.co.uk





Super Lap Scotland - King of the Hill - PROVISIONAL

Pos	Car No.	Name	Class	Round 1			Round 2 (AC)			Round 3			Round 4 (AC)			Round 5			Round 6			TOTAL
				Q	F	Total	Q	F	Total	Q	F	Total	Q	F	Total	Q	F	Total	Q	F	Total	
1	88	Martin BROWN	F	15	25	40	15	25	40			0			0			0			0	80
2	11	Christopher CHERRY	C	14	25	39	13	25	38			0			0			0			0	77
3	6	Michael FOSTER	E	14	25	39	15	20	35			0			0			0			0	74
4	333	John LINDSAY	E	13	20	33	14	25	39			0			0			0			0	72
5	7	David LONG	Pro	12	16	28	15	25	40			0			0			0			0	68
6	13	Keith COWIE	B	15	25	40	12	16	28			0			0			0			0	68
7	777	Ian HOGGINS	D	13	25	38	14	16	30			0			0			0			0	68
8	79	Eric HOLMES	A	14	20	34	13	20	33			0			0			0			0	67
9	888	Yumen LAI	F	13	20	33	14	20	34			0			0			0			0	67
10	34	Blair McCONACHIE	C	15	20	35	15	16	31			0			0			0			0	66
11	55	Fiona KINDNESS	B	14	20	34	11	14	25			0			0			0			0	59
12	54	Steven McNAB	E	15	16	31	13	14	27			0			0			0			0	58
13	44	Steven JEFFERIES	A	15	25	40	14		14			0			0			0			0	54
14	484	Euan DUNCAN	E	11	14	25	12	16	28			0			0			0			0	53
15	61	Andy CLOTWORTHY	B	13	14	27	13	12	25			0			0			0			0	52
16	81	Ian PITMAN	D	15	0	15	15	20	35			0			0			0			0	50
17	101	John WALLACE	D	12	16	28	9	12	21			0			0			0			0	49
18	9	Steven ARKLEY	C	9	10	19	12	14	26			0			0			0			0	45
19	38	Sean HISLOP	F	11	12	23	7	14	21			0			0			0			0	44
20	42	Alex MILNE	D	11	7	18	12	14	26			0			0			0			0	44
21	0	Andy FORREST	Pro	15	25	40			0			0			0			0			0	40
22	0	Andy FORREST	A				15	25	40			0			0			0			0	40
23	551	Adam KINDNESS	B			0	15	25	40			0			0			0			0	40
24	28	Ewan HAMILTON	F	10	9	19	10	10	20			0			0			0			0	39
25	87	Paul BELL	D				13	25	38			0			0			0			0	38
26	555	Lewis MacDOUGALL	F	12	14	26	12	0	12			0			0			0			0	38
27	27	Iain TAYLOR	D	10	9	19	10	8	18			0			0			0			0	37
28	172	Keith RICHARDSON	F	9	8	17	11	9	20			0			0			0			0	37

29	72	Thomas SILK	F	8	7	15	8	12	20			0			0			0			0	35
30	26	Bob MACKAY	C			0	14	20	34			0			0			0			0	34
31	37	Andrew SKINNER	D	8	8	16	8	10	18			0			0			0			0	34
32	45	Euan BEGBIE	D	14	20	34			0			0			0			0			0	34
33	89	William ROBSON	B			0	14	20	34			0			0			0			0	34
34	51	Colin DORWARD	Pro	13	20	33			0			0			0			0			0	33
35	73	Robert DAVEY	D	7	10	17	6	9	15			0			0			0			0	32
36	24	Jordan SMITH	F	7	10	17	6	7	13			0			0			0			0	30
37	60	Ray McGINLAY	F	14	16	30			0			0			0			0			0	30
38	65	Kevin STRACHAN	F				13	16	29			0			0			0			0	29
39	95	Wayne SUTHERLAND	A	13	16	29			0			0			0			0			0	29
40	111	Michael RIGBY	B	12	16	28			0			0			0			0			0	28
41	76	Robbie WYPER	C	11	16	27			0			0			0			0			0	27
42	78	David RYBOWSKI	C	12	14	26			0			0			0			0			0	26
43	14	Russ PATON	Pro	11	14	25			0			0			0			0			0	25
44	90	Kieran GALLAGHER	C	13	12	25			0			0			0			0			0	25
45	41	Neil METHVEN	E	12	12	24			0			0			0			0			0	24
46	21	Marc IRVINE	D	9	14	23			0			0			0			0			0	23
47	600	Michael ANDERSON	F				9	8	17			0			0			0			0	17
48	211	Stuart IRVINE	D	4	12	16			0			0			0			0			0	16
49	155	Karen O'BRIEN	F	5	5	10	5	0	5			0			0			0			0	15
50	8	Andrew BARBOUR	Pro	14	0	14			0			0			0			0			0	14
51	67	Marshall WISHART	D				7	7	14			0			0			0			0	14
52	36	Fergus PATON	F	6	6	12			0			0			0			0			0	12
53	20	Paul MARTIN	D				11		11			0			0			0			0	11
54	94	Jonathan SCRIMEGOUR	D	6	0	6	5	0	5			0			0			0			0	11
55	35	Steven HENDERSON	C	10	0	10			0			0			0			0			0	10
56	82	Alan STEWART	D	5	5	10			0			0			0			0			0	10
57	177	Mark GERAGHTY	Pro	10	0	10			0			0			0			0			0	10
58	58	Stewart McCRACKEN	D	3	6	9			0			0			0			0			0	9



Super Lap Scotland - King of the Hill - PROVISIONAL

Pos	Car No.	Name	Class	Round 1			Round 2 (AC)			Round 3			Round 4 (AC)			Round 5			Round 6			TOTAL
				Q	F	Total	Q	F	Total	Q	F	Total	Q	F	Total	Q	F	Total	Q	F	Total	
1	88	Martin BROWN	F	15	25	40	15	25	40			0			0			0			0	80
2	0	Andy FORREST	A	15	25	40	15	25	40			0			0			0			0	80
3	11	Christopher CHERRY	C	14	25	39	13	25	38			0			0			0			0	77
4	6	Michael FOSTER	E	14	25	39	15	20	35			0			0			0			0	74
5	333	John LINDSAY	E	13	20	33	14	25	39			0			0			0			0	72
6	777	Ian HOGGINS	D	13	25	38	14	16	30			0			0			0			0	68
7	13	Keith COWIE	B	15	25	40	12	16	28			0			0			0			0	68
8	7	David LONG	Pro	12	16	28	15	25	40			0			0			0			0	68
9	888	Yumen LAI	F	13	20	33	14	20	34			0			0			0			0	67
10	79	Eric HOLMES	A	14	20	34	13	20	33			0			0			0			0	67
11	34	Blair McCONACHIE	C	15	20	35	15	16	31			0			0			0			0	66
12	55	Fiona KINDNESS	B	14	20	34	11	14	25			0			0			0			0	59
13	54	Steven McNAB	E	15	16	31	13	14	27			0			0			0			0	58
14	44	Steven JEFFERIES	A	15	25	40	14		14			0			0			0			0	54
15	484	Euan DUNCAN	E	11	14	25	12	16	28			0			0			0			0	53
16	61	Andy CLOTWORTHY	B	13	14	27	13	12	25			0			0			0			0	52
17	81	Ian PITMAN	D	15	0	15	15	20	35			0			0			0			0	50
18	101	John WALLACE	D	12	16	28	9	12	21			0			0			0			0	49
19	9	Steven ARKLEY	C	9	10	19	12	14	26			0			0			0			0	45
20	42	Alex MILNE	D	11	7	18	12	14	26			0			0			0			0	44
21	38	Sean HISLOP	F	11	12	23	7	14	21			0			0			0			0	44
22	551	Adam KINDNESS	B			0	15	25	40			0			0			0			0	40
23	0	Andy FORREST	A				15	25	40			0			0			0			0	40
24	28	Ewan HAMILTON	F	10	9	19	10	10	20			0			0			0			0	39
25	555	Lewis MacDOUGALL	F	12	14	26	12	0	12			0			0			0			0	38
26	87	Paul BELL	D				13	25	38			0			0			0			0	38
27	172	Keith RICHARDSON	F	9	8	17	11	9	20			0			0			0			0	37
28	27	Iain TAYLOR	D	10	9	19	10	8	18			0			0			0			0	37