

Knockhill

16th September 2018

Reverse direction



S.M.A.R.T.

Scottish Motorsports Automatic Race Timing

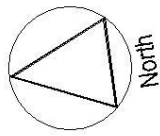
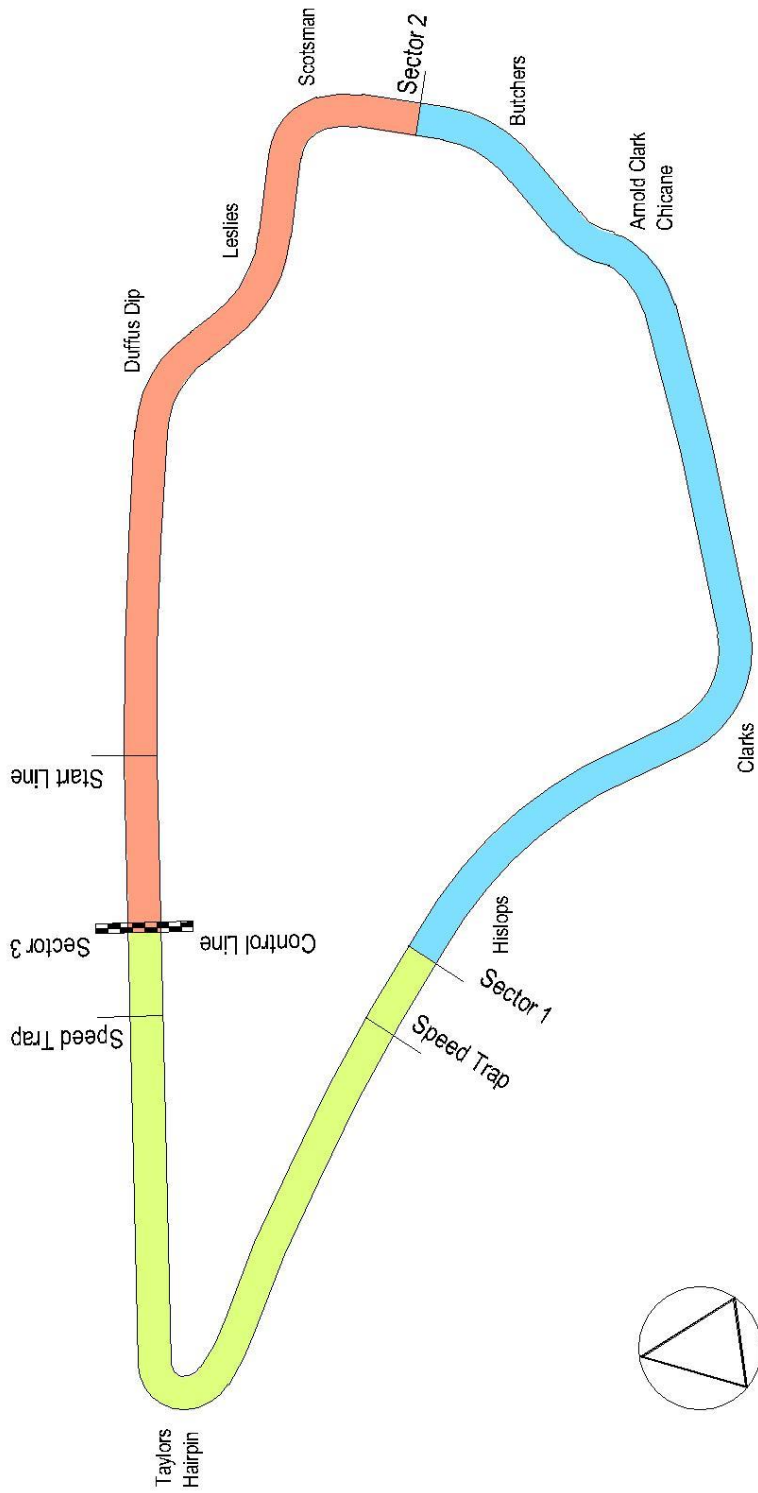

Ravenslea, Melrose Road, Galashiels, TD1 2AT

Telephone : 01896 – 752447

Scottish Motorsports Automatic Race Timing

Circuit layout

Knockhill – Anti Clockwise



Sector	Length
Sector 1	0.334 Mile
Sector 2	0.503 Mile
Sector 3	0.433 Mile

SMRC Scottish Championship Raceday AC
Sorted on best lap time
SMTA Hot Hatch & Fiesta Championship
Knockhill 1.267 miles
Qualifying 1
16/09/2018 08:35
Practice (10:00 Time) started at 8:35:09

Pos	No.	Name	Make/Model	CC	Class Code	Laps	Best Tm	Diff	Best Speed	2nd Best
1	888	Yumen LAI	Renault Clio 182	2000	Guest	9	1:03.948		71.321	1:04.451
2	54	Steven McNAB	Renault Clio	1998	Guest	9	1:05.002	1.054	70.165	1:05.063
3	85	Blair MURDOCH	Ford Fiesta ST	2000	ST	8	1:07.724	3.776	67.345	1:08.788
4	3	Stewart SCOTT	Ford Fiesta ST	2000	ST	7	1:08.368	4.420	66.710	1:08.518
5	55	Stephen WARD	Ford Fiesta ST	2000	ST	9	1:08.950	5.002	66.147	1:09.163
6	19	Aiden WARD	Ford Fiesta ST	2000	ST	8	1:09.324	5.376	65.790	1:09.886
7	5	Lorn MURRAY	Ford Fiesta ST	2000	ST	8	1:10.458	6.510	64.731	1:10.850
8	61	Peter CRUICKSHANK	Ford Fiesta ST	2000	ST	9	1:10.508	6.560	64.685	1:10.625
9	1	Wayne MacCAULAY	Ford Fiesta ST	2000	ST	6	1:14.894	10.946	60.897	1:16.669

Clerk of the Course.

Orbits

Sig : Time :

Chief Timekeeper : Ian Sharp (SMART Timing)

 Results available at www.speedhive.com and www.smart-timing.co.uk

Printed: 16/09/2018 08:59:30



SMRC Scottish Championship Raceday AC

SMTA Hot Hatch & Fiesta Championship

Knockhill 1.267 miles

Qualifying 1

16/09/2018 08:35

Practice (10:00 Time) started at 8:35:09

Lap	Time of Day	Lap Tm	S1	S2	S3	SFSpd	S1Spd
(888) Yumen LAI							
1	8:36:32.910	1:21.473	26.693	31.453	23.327	33.717	65.668
2	8:37:39.919	1:07.009	20.127	24.567	22.315	101.615	86.644
3	8:38:44.465	1:04.546	19.211	23.624	21.711	100.844	88.138
4	8:39:48.916	1:04.451	18.875	23.740	21.836	102.556	87.905
5	8:40:54.317	1:05.401	19.727	23.732	21.942	100.691	87.557
6	8:42:02.434	1:08.117	20.476	23.427	24.214	79.971	88.608
7	8:43:19.571	1:17.137	24.528	29.697	22.912	60.305	74.586
8	8:44:23.519	1:03.948	18.796	23.474	21.678	102.240	87.905
9	8:45:43.705	1:20.186	21.388	28.878	29.920	103.353	72.789

(54) Steven McNAB							
1	8:36:31.317	1:21.587	27.197	31.221	23.169	33.581	64.709
2	8:37:37.499	1:06.182	19.617	24.822	21.743	102.714	87.905
3	8:38:42.927	1:05.428	18.825	24.784	21.819	104.163	89.323
4	8:39:47.929	1:05.002	18.707	24.538	21.757	103.514	90.416
5	8:41:05.842	1:17.913	23.169	31.750	22.994	103.193	54.073
6	8:42:11.690	1:05.848	19.256	24.765	21.827	104.000	90.049
7	8:43:25.180	1:13.490	21.546	29.734	22.210	100.691	68.511
8	8:44:33.232	1:08.052	19.061	26.216	22.775	104.163	90.171
9	8:45:38.295	1:05.063	18.832	24.513	21.718	104.163	90.911

(85) Blair MURDOCH							
1	8:36:55.806	1:29.187	29.429	32.096	27.662	26.818	57.538
2	8:38:22.187	1:26.381	28.811	33.237	24.333	63.900	46.150
3	8:39:43.599	1:21.412	25.428	31.306	24.678	85.529	55.426
4	8:40:53.354	1:09.755	20.188	26.015	23.552	96.453	81.242
5	8:42:04.279	1:10.925	21.916	25.817	23.192	84.122	79.398
6	8:43:13.067	1:08.788	20.228	25.557	23.003	97.443	81.341
7	8:44:22.533	1:09.466	19.955	26.568	22.943	97.300	82.044
8	8:45:30.257	1:07.724	19.578	25.279	22.867	97.586	82.044

(3) Stewart SCOTT							
1	8:36:46.883	1:23.763	26.581	31.254	25.928	26.445	65.025
2	8:37:58.086	1:11.203	20.818	26.652	23.733	92.428	81.441
3	8:39:10.936	1:12.850	19.623	25.716	27.511	95.483	82.146
4	8:40:19.454	1:08.518	19.640	25.320	23.558	94.398	82.146
5	8:41:28.214	1:08.760	19.481	25.418	23.861	94.398	81.143
6	8:42:36.582	1:08.368	19.534	25.140	23.694	93.732	81.143
7	8:43:46.468	1:09.886	19.989	25.870	24.027	86.419	80.847

(55) Stephen WARD							
1	8:36:45.922	1:24.153				27.713	
2	8:38:01.094	1:15.172	21.699	29.020	24.453	92.300	76.474
3	8:39:14.099	1:13.005			24.948	93.732	
4	8:40:25.190	1:11.091			24.284	94.532	
5	8:41:35.352	1:10.162			24.051	93.864	
6	8:42:44.876	1:09.524			23.531	94.937	
7	8:43:53.826	1:08.950			23.467	95.073	
8	8:45:03.050	1:09.224			23.493	95.346	
9	8:46:12.213	1:09.163			23.413	95.620	

(19) Aiden WARD							
1	8:36:39.446	1:26.867	28.542	32.454	25.871	35.557	55.519
2	8:37:55.437	1:15.991	22.901	28.262	24.828	81.943	69.009
3	8:39:22.550	1:27.113	20.998	26.370	39.745	88.021	76.739
4	8:40:34.580	1:12.030	21.002	26.588	24.440	88.021	78.368
5	8:41:44.466	1:09.886	20.283	25.726	23.877	93.468	80.553
6	8:42:53.790	1:09.324	20.191	25.610	23.523	94.667	79.209
7	8:44:04.565	1:10.775	20.147	26.728	23.900	94.398	80.164
8	8:45:17.834	1:13.269	21.430	27.420	24.419	94.398	77.364

(5) Lorn MURRAY							
1	8:36:49.662	1:24.680	27.539	30.957	26.184	28.041	69.081
2	8:38:03.769	1:14.107	21.598	28.249	24.260	92.945	78.553
3	8:39:17.316	1:13.547	20.906	26.942	25.699	94.130	79.588
4	8:40:28.300	1:10.984	20.275	26.447	24.262	94.130	79.493
5	8:41:38.758	1:10.458	20.132	26.225	24.101	94.264	79.779
6	8:42:49.788	1:11.030	20.571	26.346	24.113	94.130	78.926
7	8:44:00.638	1:10.850	20.176	26.868	23.806	94.398	79.114
8	8:45:11.721	1:11.083	20.388	26.891	23.804	94.937	79.209

(61) Peter CRUICKSHANK							
-------------------------------	--	--	--	--	--	--	--

Clerk of the Course.

Sig : Time :

Chief Timekeeper : Ian Sharp (SMART Timing)

 Results available at www.speedhive.com and www.smart-timing.co.uk

Printed: 16/09/2018 09:00:33

Orbits



SMRC Scottish Championship Raceday AC


SMTA Hot Hatch & Fiesta Championship

Knockhill 1.267 miles

Race 1 - 1st Race

16/09/2018 10:40

Race (12 Laps)


 POLE POSITION

1	1 888 Yumen LAI 1:03.948
2	3 85 Blair MURDOCH 1:07.724
3	5 55 Stephen WARD 1:08.950
4	7 5 Lorn MURRAY 1:10.458
5	9 1 Wayne MacCAULAY 1:14.894

2 54 Steven McNAB 1:05.002
4 3 Stewart SCOTT 1:08.368
6 19 Aiden WARD 1:09.324
8 61 Peter CRUICKSHANK 1:10.508

Clerk of the Course.

Orbits

Sig : Time :

Chief Timekeeper : Ian Sharp (SMART Timing)

 Results available at www.speedhive.com and www.smart-timing.co.uk

Printed: 16/09/2018 09:01:27



SMRC Scottish Championship Raceday AC
Sorted on best lap time

Celtic Speed Mini Cooper Cup

Knockhill 1.267 miles

Qualifying 2

16/09/2018 08:55

Practice (10:00 Time) started at 8:51:08

Pos	No.	Name	Make/Model	CC	Class Code	Laps	Best Tm	Diff	Best Speed	2nd Best
1	91	Robbie DALGLEISH	Mini Cooper	1600	SM	8	1:06.090		69.010	1:06.197
2	5	David SLEIGH	Mini Cooper	1600	SM	9	1:06.336	0.246	68.754	1:06.546
3	7	Michael WEDDELL	Mini Cooper	1600	SMN	9	1:06.389	0.299	68.699	1:06.789
4	24	John DUNCAN	Mini Cooper	1600	SM	9	1:06.498	0.408	68.586	1:07.147
5	21	Ross WILKINSON	Mini Cooper	1600	SMN	9	1:06.706	0.616	68.372	1:06.947
6	8	Hannah CHAPMAN	Mini Cooper	1600	SM L	9	1:06.853	0.763	68.222	1:07.137
7	4	Dominic WHEATLEY	Mini Cooper	1600	SM	9	1:06.955	0.865	68.118	1:07.701
8	52	Simon HOLDERNESS	Mini Cooper	1600	SM	9	1:07.203	1.113	67.867	1:08.571
9	19	Ian WALSH	Mini Cooper	1600	Guest	9	1:07.221	1.131	67.848	1:07.765
10	23	Ian MUNRO	Mini Cooper	1600	SM	9	1:07.384	1.294	67.684	1:07.632
11	81	Douglas SIMPSON	Mini Cooper	1600	SM	9	1:07.408	1.318	67.660	1:07.950
12	77	Ashleigh MORRIS	Mini Cooper	1600	SM L	8	1:07.419	1.329	67.649	1:07.963
13	85	Gary CLARK	Mini Cooper	1600	Guest	8	1:07.458	1.368	67.610	1:07.705
14	41	Neil METHVEN	Mini Cooper	1600	Guest	8	1:07.909	1.819	67.161	1:08.700
15	16	Craig DILLON	Mini Cooper	1600	SMN	8	1:08.581	2.491	66.503	1:08.628
16	30	Gordon LONG	Mini Cooper	1600	SMN	8	1:08.986	2.896	66.113	1:09.221
17	11	Richard SUTHERLAND	Mini Cooper	1600	Guest	8	1:09.103	3.013	66.001	1:09.145
18	55	Fiona KINDNESS	Mini Cooper	1600	SM L	7	1:09.538	3.448	65.588	1:11.614

Clerk of the Course.

Orbits

Sig : Time :
 Chief Timekeeper : Ian Sharp (SMART Timing)
 Results available at www.speedhive.com and www.smart-timing.co.uk



SMRC Scottish Championship Raceday AC

Celtic Speed Mini Cooper Cup

Knockhill 1.267 miles

Qualifying 2

16/09/2018 08:55

Practice (10:00 Time) started at 8:51:08

Lap	Time of Day	Lap Tm	S1	S2	S3	SFSpd	S1Spd	Lap	Time of Day	Lap Tm	S1	S2	S3	SFSpd	S1Spd
7	9:00:57.255	1:09.128	20.141	25.145	23.842	90.540	77.006								
8	9:02:05.164	1:07.909	19.723	24.725	23.461	90.293	77.006								
(16) Craig DILLON															
1	8:53:03.826	1:30.313	26.094	37.271	26.948	45.674	53.942								
2	8:54:15.193	1:11.367	20.520	27.075	23.772	88.964	76.828								
3	8:55:25.183	1:09.990	20.150	25.701	24.139	90.787	77.817								
4	8:56:35.124	1:09.941	20.319	25.555	24.067	88.490	76.828								
5	8:57:44.136	1:09.012	19.924	25.390	23.698	88.021	77.909								
6	8:58:52.784	1:08.648	20.178	24.958	23.512	89.805	76.037								
7	9:00:01.412	1:08.628	20.092	24.934	23.602	89.805	77.274								
8	9:01:09.993	1:08.581	19.991	24.942	23.648	89.203	77.006								
(30) Gordon LONG															
1	8:52:49.446	1:32.651	29.486	34.431	28.734	42.275	50.498								
2	8:54:02.665	1:13.219	22.681	26.196	24.342	81.641	76.739								
3	8:55:13.061	1:10.396	20.614	25.321	24.461	89.323	77.006								
4	8:56:22.639	1:09.578	21.085	25.082	23.411	82.146	75.007								
5	8:58:27.387	2:04.748	20.614	24.543	1:19.591	91.411	77.636								
6	8:59:40.314	1:12.927	24.522	24.353	24.052	40.106	77.817								
7	9:00:49.300	1:08.986	19.984	24.273	24.729	88.021	77.726								
8	9:01:58.521	1:09.221	21.569	24.425	23.227	77.274	78.553								
(11) Richard SUTHERLAND															
1	8:53:08.975	1:29.007	25.801	35.380	27.826	41.770	65.345								
2	8:54:21.800	1:12.825	21.180	26.600	25.045	81.742	73.676								
3	8:55:37.519	1:15.719	20.482	30.199	25.038	83.487	74.336								
4	8:56:48.740	1:11.221	20.312	25.536	25.373	84.765	75.007								
5	8:57:58.625	1:09.885	19.935	25.228	24.722	84.442	75.092								
6	8:59:07.770	1:09.145	19.731	24.911	24.503	84.765	74.754								
7	9:00:16.873	1:09.103	19.710	24.692	24.701	84.442	75.518								
8	9:01:26.527	1:09.654	19.742	25.210	24.702	84.442	75.092								
(55) Fiona KINDNESS															
1	8:53:05.086	1:29.740	25.981	37.449	26.310	44.752	64.772								
2	8:54:16.700	1:11.614	20.897	26.704	24.013	88.138	74.670								
3	8:55:55.514	1:38.814	20.514	51.851	26.449	90.293	77.909								
4	8:57:08.071	1:12.557	21.127	26.421	25.009	85.529	76.562								
5	8:59:19.089	2:11.018	21.579	28.484	1:20.955	87.905	75.604								
6	9:00:38.831	1:19.742	25.984	29.343	24.415	34.133	62.813								
7	9:01:48.369	1:09.538	20.216	25.440	23.882	88.964	77.545								

Clerk of the Course.

Sig : Time :

Chief Timekeeper : Ian Sharp (SMART Timing)

 Results available at www.speedhive.com and www.smart-timing.co.uk

Printed: 16/09/2018 09:09:05

Orbits



SMRC Scottish Championship Raceday AC


Celtic Speed Mini Cooper Cup

Knockhill 1.267 miles

Race 2 - 1st Race

16/09/2018 11:05

Race (9 Laps)



POLE POSITION

1	1 91 Robbie DALGLEISH 1:06.090
2	3 7 Michael WEDDELL 1:06.389
3	5 21 Ross WILKINSON 1:06.706
4	7 4 Dominic WHEATLEY 1:06.955
5	9 19 Ian WALSH 1:07.221
6	11 81 Douglas SIMPSON 1:07.408
7	13 85 Gary CLARK 1:07.458
8	15 16 Craig DILLON 1:08.581
9	17 11 Richard SUTHERLAND 1:09.103

2	5 David SLEIGH 1:06.336
4	24 John DUNCAN 1:06.498
6	8 Hannah CHAPMAN 1:06.853
8	52 Simon HOLDERNESS 1:07.203
10	23 Ian MUNRO 1:07.384
12	77 Ashleigh MORRIS 1:07.419
14	41 Neil METHVEN 1:07.909
16	30 Gordon LONG 1:08.986
18	55 Fiona KINDNESS 1:09.538

Clerk of the Course.

Sig : Time :

Chief Timekeeper : Ian Sharp (SMART Timing)

Results available at www.speedhive.com and www.smart-timing.co.uk

Printed: 16/09/2018 09:10:00

Orbits



SMRC Scottish Championship Raceday AC

Sorted on best lap time

Scottish Legends Championship

Knockhill 1.267 miles

Familiarisation - Q3

16/09/2018 09:10

Practice (10:00 Time) started at 9:07:33

Pos	No.	Name	Make/Model	CC	Class Code	Laps	Best Tm	Diff	Best Speed	2nd Best
1	22	Ben MASON	Chevy Sedan	1250	L	9	1:04.755		70.432	1:05.020
2	7	Duncan VINCENT	Ford Coupe	1250	LT	9	1:04.837	0.082	70.343	1:04.933
3	37	Ivor GREENWOOD	Ford Coupe	1250	L	9	1:04.949	0.194	70.222	1:05.263
4	8	Jordan HODGSON	Ford Coupe	1250	L	9	1:05.063	0.308	70.099	1:05.136
5	6	David HUNTER	Ford Coupe	1250	L	8	1:05.124	0.369	70.033	1:05.379
6	71	Ryan McLEISH	Ford Coupe	1250	L	9	1:05.542	0.787	69.587	1:05.579
7	60	David NEWALL	Ford Coupe	1250	L	9	1:05.544	0.789	69.584	1:05.742
8	52	Stewart BLACK	Ford Coupe	1250	L	9	1:06.119	1.364	68.979	1:06.705
9	15	Steven McGILL	Ford Coupe	1250	L	9	1:06.434	1.679	68.652	1:06.833
10	5	Michael PAXTON	Ford Coupe	1250	L	9	1:06.762	2.007	68.315	1:06.973
11	86	Jon CRITCHLOW	Chevy Sedan	1250	LR	9	1:06.773	2.018	68.304	1:06.786
12	85	Mark BEATY	Ford Coupe	1250	L	7	1:06.899	2.144	68.175	1:07.066
13	17	Billy WAIT	37 Ford	1250	L	5	1:07.100	2.345	67.971	1:07.861
14	30	Mark FRENCH	Ford Coupe	1250	LR	9	1:07.779	3.024	67.290	1:07.793
15	4	Colin McNEILL	Ford Coupe	1250	L	9	1:08.170	3.415	66.904	1:08.329
16	33	Kieran BEATY	Ford Coupe	1250	L	8	1:09.545	4.790	65.581	1:09.970
17	16	John BUSHBY	Ford Coupe	1250	L	5	1:13.603	8.848	61.965	1:15.605

Clerk of the Course.

Orbits

Sig : Time :

Chief Timekeeper : Ian Sharp (SMART Timing)

Results available at www.speedhive.com and www.smart-timing.co.uk



SMRC Scottish Championship Raceday AC

Scottish Legends Championship

Knockhill 1.267 miles

Familiarisation - Q3

16/09/2018 09:10

Practice (10:00 Time) started at 9:07:33

Lap	Time of Day	Lap Tm	S1	S2	S3	SFSpd	S1Spd	Lap	Time of Day	Lap Tm	S1	S2	S3	SFSpd	S1Spd
(4) Colin McNEILL															
1	9:09:04.964	1:12.924	22.742	26.294	23.888	45.643	81.641								
2	9:10:13.403	1:08.439	19.393	25.409	23.637	97.300	88.726								
3	9:11:21.573	1:08.170	19.507	25.266	23.397	97.729	89.083								
4	9:12:32.125	1:10.552	19.363	25.580	25.609	98.453	88.845								
5	9:13:42.657	1:10.532	20.012	26.606	23.914	89.805	87.098								
6	9:14:51.293	1:08.636	19.583	25.480	23.573	97.586	87.673								
7	9:16:02.050	1:10.757	19.316	25.674	25.767	97.729	88.255								
8	9:17:11.460	1:09.410	20.013	25.506	23.891	81.842	88.490								
9	9:18:19.789	1:08.329	19.592	25.278	23.459	97.158	87.673								
(33) Kieran BEATY															
1	9:09:18.243	1:12.230	22.093	26.160	23.977	46.086	88.964								
2	9:10:28.275	1:10.032	20.708	25.788	23.536	94.667	91.036								
3	9:11:37.820	1:09.545	20.247	25.805	23.493	100.235	86.644								
4	9:13:00.408	1:22.588	20.269	38.420	23.899	99.336	76.917								
5	9:14:10.378	1:09.970	20.294	26.045	23.631	97.586	88.372								
6	9:15:21.622	1:11.244	20.181	26.573	24.490	97.300	88.608								
7	9:16:33.513	1:11.891	19.571	26.029	26.291	97.300	89.684								
8	9:17:49.241	1:15.728	21.497	29.564	24.667	78.092	89.563								
(16) John BUSHBY															
1	9:09:41.047	1:18.901	24.833	28.626	25.442	49.705	77.095								
2	9:10:54.650	1:13.603	21.297	27.740	24.566	93.206	87.442								
3	9:12:10.255	1:15.605	21.334	28.724	25.547	95.483	82.760								
4	9:13:26.934	1:16.679	22.359	28.509	25.811	83.803	84.228								
5	9:14:46.442	1:19.508	23.657	28.762	27.089	84.015	83.278								

Clerk of the Course.

Sig : Time :

Chief Timekeeper : Ian Sharp (SMART Timing)

Results available at www.speedhive.com and www.smart-timing.co.uk

Printed: 16/09/2018 09:21:08

Orbits



SMRC Scottish Championship Raceday AC

Sorted on best lap time

Scottish Formula Ford 1600 Championship

Knockhill 1.267 miles

Qualifying 4

16/09/2018 09:30

Practice (10:00 Time) started at 9:23:07

Pos	No.	Name	Make/Model	CC	Class Code	Laps	Best Tm	Diff	Best Speed	2nd Best
1	1	Ross MARTIN	Ray GR17	1600	FFA	10	59.513		76.636	59.555
2	33	Jordan GRONKOWSKI	Van Diemen JL012K	1600	FFA	10	1:00.277	0.764	75.665	1:00.446
3	4	Ciaran HAGGERTY	Mygale 08	1600	Guest	10	1:00.580	1.067	75.286	1:01.475
4	70	Gary SYKES	Ray GR10	1600	FFA	10	1:00.604	1.091	75.256	1:00.882
5	3	Neil BROOME	Ray GR17	1600	FFA	10	1:00.985	1.472	74.786	1:01.601
6	88	Sebastian MELROSE	Ray GR18	1600	FFA	10	1:01.127	1.614	74.613	1:02.019
7	29	Ross HOWE	Van Diemen RF99	1600	FFA	10	1:01.740	2.227	73.872	1:02.065
8	30	Steven BARLOW	Ray GR09	1600	FFA	10	1:02.016	2.503	73.543	1:02.754
9	92	Matthew CHISHOLM	Van Diemen RF00	1600	FFA	9	1:02.286	2.773	73.224	1:02.456

Announcements

Car No.3 - Selected lap times disallowed - Exceeding track limits.

Clerk of the Course.

Sig : Time :
Chief Timekeeper : Ian Sharp (SMART Timing)

Results available at www.speedhive.com and www.smart-timing.co.uk

Printed: 16/09/2018 09:37:30

Orbits





OFFICIAL FEEDER SERIES

Lap times



Bulletin No. _____

SMRC Scottish Championship Raceday AC

Scottish Formula Ford 1600 Championship

Knockhill 1.267 miles

Qualifying 4

16/09/2018 09:30

Practice (10:00 Time) started at 9:23:07

Table with columns: Lap, Time of Day, Lap Tm, S1, S2, S3, SFSpd, S1Spd. Includes driver (1) Ross MARTIN and their lap times.

Table with columns: Lap, Time of Day, Lap Tm, S1, S2, S3, SFSpd, S1Spd. Includes driver (30) Steven BARLOW and their lap times.

Table with columns: Lap, Time of Day, Lap Tm, S1, S2, S3, SFSpd, S1Spd. Includes driver (33) Jordan GRONKOWSKI and their lap times.

Table with columns: Lap, Time of Day, Lap Tm, S1, S2, S3, SFSpd, S1Spd. Includes driver (30) Steven BARLOW and their lap times.

Table with columns: Lap, Time of Day, Lap Tm, S1, S2, S3, SFSpd, S1Spd. Includes driver (4) Cianan HAGGERTY and their lap times.

Table with columns: Lap, Time of Day, Lap Tm, S1, S2, S3, SFSpd, S1Spd. Includes driver (92) Matthew CHISHOLM and their lap times.

Table with columns: Lap, Time of Day, Lap Tm, S1, S2, S3, SFSpd, S1Spd. Includes driver (70) Gary SYKES and their lap times.

Table with columns: Lap, Time of Day, Lap Tm, S1, S2, S3, SFSpd, S1Spd. Includes driver (3) Neil BROOME and their lap times.

Table with columns: Lap, Time of Day, Lap Tm, S1, S2, S3, SFSpd, S1Spd. Includes driver (88) Sebastian MELROSE and their lap times.

Table with columns: Lap, Time of Day, Lap Tm, S1, S2, S3, SFSpd, S1Spd. Includes driver (29) Ross HOWE and their lap times.

Clerk of the Course.

Sig : Time :
Chief Timekeeper : Ian Sharp (SMART Timing)
Results available at www.speedhive.com and www.smart-timing.co.uk

Orbits



SMRC Scottish Championship Raceday AC


Scottish Formula Ford 1600 Championship

Knockhill 1.267 miles

Race 4 - 1st Race

16/09/2018 11:50

Race (12 Laps)



POLE POSITION

1	1 1 Ross MARTIN 59.513
2	3 4 Ciaran HAGGERTY 1:00.580
3	5 3 Neil BROOME 1:00.985
4	7 29 Ross HOWE 1:01.740
5	9 92 Matthew CHISHOLM 1:02.286

2	33 Jordan GRONKOWSKI 1:00.277
4	70 Gary SYKES 1:00.604
6	88 Sebastian MELROSE 1:01.127
8	30 Steven BARLOW 1:02.016

Clerk of the Course.

Sig : Time :
Chief Timekeeper : Ian Sharp (SMART Timing)

Results available at www.speedhive.com and www.smart-timing.co.uk

Printed: 16/09/2018 09:39:07

Orbits





Qualifying Results



Bulletin No. _____

SMRC Scottish Championship Raceday AC

Sorted on best lap time

Scottish Classic Sports & Saloon Championship

Knockhill 1.267 miles

Qualifying 5

16/09/2018 09:45

Practice (10:00 Time) started at 9:39:05

Pos	No.	Name	Make/Model	CC	Class Code	Laps	Best Tm	Diff	Best Speed	2nd Best
1	63	John KINMOND	Rover 3500	3500	CE	9	1:04.723		70.467	1:05.177
2	73	Andrew SMITH	Morgan +8	3900	CE	9	1:05.590	0.867	69.536	1:05.795
3	49	Raymond BOYD	Porsche 911	2998	CE	9	1:06.376	1.653	68.712	1:07.134
4	27	Mario FERRARI	Alfa Sprint Trofeo	1498	CA	9	1:06.403	1.680	68.684	1:06.824
5	57	Bruce MITCHELL	Lotus Europa TC	1760	CB	9	1:07.147	2.424	67.923	1:07.556
6	20	William CONWAY	Mini Clubman GT	1380	CA	9	1:08.157	3.434	66.917	1:08.706
7	101	Stuart THORBURN	Ford Escort Mk1	1600	CB	8	1:08.370	3.647	66.708	1:08.779
8	33	Martin RAMSAY	Ford Fiesta XR2	1600	XR	8	1:08.489	3.766	66.592	1:08.926
9	1	Alastair BAPTIE	Fiat X1/9	1498	CA	6	1:11.051	6.328	64.191	1:12.980
10	5	Michael LONGSTAFFE	MG Midget	1380	CA	3	1:12.146	7.423	63.217	1:13.604
11	70	Keiron BAILLIE	Lotus 7 S3	1498	CG	8	1:12.584	7.861	62.835	1:12.876
12	66	Duncan O'NEILL	Ford Fiesta XR2	1600	XR	8	1:13.091	8.368	62.399	1:13.782
13	25	William CURRIE	Ford Fiesta XR2	1600	XR	7	1:25.182	20.459	53.542	1:28.715

Clerk of the Course.

Orbits

Sig : Time :

Chief Timekeeper : Ian Sharp (SMART Timing)

Results available at www.speedhive.com and www.smart-timing.co.uk

Printed: 16/09/2018 09:52:56





SMRC Scottish Championship Raceday AC


Scottish Classic Sports & Saloon Championship

Knockhill 1.267 miles

Race 5 - 1st Race

16/09/2018 12:15

Race (12 Laps)



POLE POSITION

1	1 63 John KINMOND 1:04.723
2	3 49 Raymond BOYD 1:06.376
3	5 57 Bruce MITCHELL 1:07.147
4	7 101 Stuart THORBURN 1:08.370
5	9 1 Alastair BAPTIE 1:11.051
6	11 70 Keiron BAILLIE 1:12.584
7	13 25 William CURRIE 1:25.182

2	73 Andrew SMITH 1:05.590
4	27 Mario FERRARI 1:06.403
6	20 William CONWAY 1:08.157
8	33 Martin RAMSAY 1:08.489
10	5 Michael LONGSTAFFE 1:12.146
12	66 Duncan O'NEILL 1:13.091

Clerk of the Course.

Sig : Time :

Chief Timekeeper : Ian Sharp (SMART Timing)

Results available at www.speedhive.com and www.smart-timing.co.uk

Orbits



Qualifying Results



Bulletin No. _____

SMRC Scottish Championship Raceday AC

Sorted on best lap time

HSCC Formula Junior Trophy

Knockhill 1.267 miles

Qualifying 6

16/09/2018 10:05

Practice (10:00 Time) started at 9:56:19

Pos	No.	Name	Make/Model	CC	Class Code	Laps	Best Tm	Diff	Best Speed	2nd Best
1	73	Peter ANSTISS	Lotus FJ	1100		8	1:09.849		65.296	1:11.062
2	5	Robin LONGDON	Lola Mk5	1100		8	1:12.898	3.049	62.565	1:13.461
3	65	Stephen COOPER	Cooper T59	1100		7	1:13.108	3.259	62.385	1:13.518
4	4	Graham BARRON	Gemini Mk2	1000		8	1:14.541	4.692	61.186	1:14.895
5	81	Steve FUTTER	Lotus 20	1100		8	1:15.017	5.168	60.797	1:17.090
6	25	Bernard BROCK	Elva 100	1100		7	1:20.236	10.387	56.843	1:20.618
7	77	Vernon WILLIAMSON	Ausper	1100		4	1:27.989	18.140	51.834	1:29.849
8	76	Gordon WRIGHT	Ausper	1089		4	1:38.395	28.546	46.352	1:39.215

Clerk of the Course.

Orbits

Sig : Time :

Chief Timekeeper : Ian Sharp (SMART Timing)

Results available at www.speedhive.com and www.smart-timing.co.uk

Printed: 16/09/2018 10:11:50





SMRC Scottish Championship Raceday AC

HSCC Formula Junior Trophy

Knockhill 1.267 miles

Qualifying 6

16/09/2018 10:05

Practice (10:00 Time) started at 9:56:19

Lap	Time of Day	Lap Tm	S1	S2	S3	SFSpd	S1Spd	Lap	Time of Day	Lap Tm	S1	S2	S3	SFSpd	S1Spd
(73) Peter ANSTISS															
1	9:58:12.993	1:39.647	28.762	41.465	29.420	42.903	53.207								
2	9:59:28.092	1:15.099	21.351	28.463	25.285	92.686	72.948								
3	10:00:45.687	1:17.595	21.355	29.245	26.995	97.729	76.037								
4	10:01:58.754	1:13.067	19.987	28.491	24.589	100.691	73.840								
5	10:03:12.447	1:13.693	20.349	29.079	24.265	100.844	73.432								
6	10:04:24.720	1:12.273	19.888	27.556	24.829	101.770	81.441								
7	10:05:35.782	1:11.062	20.031	27.144	23.887	104.163	84.015								
8	10:06:45.631	1:09.849	19.539	26.931	23.379	104.163	84.982								
(5) Robin LONGDON															
1	9:58:19.105	1:43.472	28.498	42.758	32.216	38.931	55.845								
2	9:59:39.260	1:20.155	23.557	30.496	26.102	72.630	67.060								
3	10:00:55.291	1:16.031	21.678	29.684	24.669	84.765	72.235								
4	10:02:10.959	1:15.668	21.249	30.009	24.410	88.726	73.351								
5	10:03:23.857	1:12.898	20.198	28.015	24.685	94.130	80.261								
6	10:04:38.772	1:14.915	20.330	28.790	25.795	89.684	80.847								
7	10:05:55.275	1:16.503	21.732	29.879	24.892	87.327	77.726								
8	10:07:08.736	1:13.461	20.689	28.263	24.509	97.158	76.474								
(65) Stephen COOPER															
1	9:58:04.446	1:35.504				32.592									
2	9:59:23.316	1:18.870				76.828									
3	10:00:38.232	1:14.916				82.657									
4	10:01:51.750	1:13.518				94.667									
5	10:03:59.357	2:07.607				89.927									
6	10:05:16.670	1:17.313				51.317									
7	10:06:29.778	1:13.108			24.105	92.816									
(4) Graham BARRON															
1	9:58:19.645	1:42.871	27.845	42.744	32.282	39.794	57.044								
2	9:59:39.703	1:20.058	22.495	29.858	27.705	78.276	72.550								
3	10:00:58.327	1:18.624	22.717	29.878	26.029	79.398	74.336								
4	10:02:13.482	1:15.155	20.921	28.368	25.866	88.964	79.114								
5	10:03:28.377	1:14.895	20.580	28.291	26.024	88.845	79.398								
6	10:04:44.104	1:15.727	21.323	28.804	25.600	87.557	78.553								
7	10:06:05.239	1:21.135	22.799	30.305	28.031	87.442	73.029								
8	10:07:19.780	1:14.541	20.802	28.475	25.264	88.372	78.184								
(81) Steve FUTTER															
1	9:58:07.227	1:36.857	29.061	39.967	27.829	34.063	47.132								
2	9:59:27.047	1:19.820	22.575	31.156	26.089	83.383	73.189								
3	10:00:45.094	1:18.047	21.381	29.845	26.821	97.586	77.909								
4	10:02:02.184	1:17.090	21.311	30.098	25.681	101.305	74.253								
5	10:03:21.137	1:18.953	21.786	30.212	26.955	91.917	79.020								
6	10:04:39.126	1:17.989	21.147	30.062	26.780	95.896	73.595								
7	10:05:58.868	1:19.742	23.170	30.458	26.114	75.777	76.917								
8	10:07:13.885	1:15.017	21.298	28.834	24.885	91.663	79.971								
(25) Bernard BROCK															
1	9:58:18.441	1:46.297	29.270	44.420	32.607	41.303	55.519								
2	9:59:44.059	1:25.618	24.756	32.329	28.533	73.676	56.946								
3	10:01:14.982	1:30.923	23.255	38.454	29.214	83.487	62.991								
4	10:02:42.927	1:27.945	24.464	34.802	28.679	78.833	56.897								
5	10:04:05.695	1:22.768	23.436	32.653	26.679	84.442	63.051								
6	10:05:26.313	1:20.618	22.188	31.922	26.508	86.531	65.089								
7	10:06:46.549	1:20.236	22.257	30.860	27.119	87.213	68.795								
(77) Vernon WILLIAMSON															
1	9:58:22.151	1:55.082	31.393	46.675	37.014	28.632	48.017								
2	9:59:58.078	1:35.927	27.675	37.554	30.698	64.271	54.383								
3	10:01:27.927	1:29.849	23.660	35.738	30.451	77.817	63.777								
4	10:02:55.916	1:27.989	23.597	33.944	30.448	87.557	64.023								
(76) Gordon WRIGHT															
1	9:58:20.179	1:59.431				30.373									
2	10:00:09.206	1:49.027				56.800									
3	10:01:47.601	1:38.395				59.602									
4	10:03:26.816	1:39.215				62.635									

Clerk of the Course.

Sig : Time :

Chief Timekeeper : Ian Sharp (SMART Timing)

Results available at www.speedhive.com and www.smart-timing.co.uk

Printed: 16/09/2018 10:30:38

Orbits





SMRC Scottish Championship Raceday AC


HSCC Formula Junior Trophy

Knockhill 1.267 miles

Race 6 - 1st Race

16/09/2018 13:30

Race (12 Laps)



POLE POSITION

1	1 73 Peter ANSTISS 1:09.849
2	3 65 Stephen COOPER 1:13.108
3	5 81 Steve FUTTER 1:15.017
4	7 77 Vernon WILLIAMSON 1:27.989

2	2 5 Robin LONGDON 1:12.898
4	4 4 Graham BARRON 1:14.541
6	6 25 Bernard BROCK 1:20.236
8	8 76 Gordon WRIGHT 1:38.395

Clerk of the Course.

Sig : Time :

Chief Timekeeper : Ian Sharp (SMART Timing)

Results available at www.speedhive.com and www.smart-timing.co.uk

Printed: 16/09/2018 10:10:46

Orbits



Qualifying Results



Bulletin No. _____

SMRC Scottish Championship Raceday AC

Sorted on best lap time

Scottish Saloons & Sportscar Championship

Knockhill 1.267 miles

Qualifying 7

16/09/2018 10:20

Practice (10:00 Time) started at 10:11:09

Pos	No.	Name	Make/Model	CC	Class Code	Laps	Best Tm	Diff	Best Speed	2nd Best
1	89	William ROBSON	Ford Focus RS	2522	B1	6	1:00.391		75.522	1:00.464
2	0	Andy FORREST	Westfield Sei	2000	Guest	4	1:01.716	1.325	73.900	1:03.295
3	7	Vic COVEY Jnr	Mini Cooper R53	1600	R53	5	1:02.129	1.738	73.409	1:07.326
4	54	Andrew MORRISON	Seat Cupra TCR	1984	A2	7	1:02.444	2.053	73.039	1:04.111
5	28	Scott TOLLAN	Escort Cosworth	2000	Guest	7	1:03.182	2.791	72.186	1:03.374
6	27	Paul WILSON	Mini Cooper R53	2000	R53	6	1:04.598	4.207	70.603	1:08.777
7	70	Oliver MORTIMER	Mini Cooper R53	1600	R53	7	1:05.839	5.448	69.273	1:07.987
8	43	Stuart BUCHAN	Mini Cooper R53	1600	R53	6	1:06.952	6.561	68.121	1:08.429
9	62	Paul RANKIN	Westfield Aero	2000	A2	6	1:09.690	9.299	65.445	1:13.111
10	34	Scott DUTHIE	BMW Z3	2500	B1	3	1:10.245	9.854	64.928	1:14.596
11	26	Andrew PATERSON	BMW E36 318i	1796	B3	8	1:12.986	12.595	62.489	1:14.199
12	85	Lowell FORSYTH	Lotus Exige	2000	A2	6	1:13.972	13.581	61.656	1:14.874
13	9	Ron CUMMING	Nemesis Kit Car	2000	A3				-	

Clerk of the Course.

Orbits

Sig : Time :

Chief Timekeeper : Ian Sharp (SMART Timing)

Results available at www.speedhive.com and www.smart-timing.co.uk

Printed: 16/09/2018 10:25:45





SMRC Scottish Championship Raceday AC


Scottish Saloons & Sportscar Championship

Knockhill 1.267 miles

Race 7 - 1st Race

16/09/2018 13:55

Race (12 Laps)



POLE POSITION

1	1 89 William ROBSON 1:00.391
2	3 7 Vic COVEY Jnr 1:02.129
3	5 28 Scott TOLLAN 1:03.182
4	7 70 Oliver MORTIMER 1:05.839
5	9 62 Paul RANKIN 1:09.690
6	11 26 Andrew PATERSON 1:12.986
7	13 9 Ron CUMMING

2 0 Andy FORREST 1:01.716
4 54 Andrew MORRISON 1:02.444
6 27 Paul WILSON 1:04.598
8 43 Stuart BUCHAN 1:06.952
10 34 Scott DUTHIE 1:10.245
12 85 Lowell FORSYTH 1:13.972

Clerk of the Course.

Sig : Time :

Chief Timekeeper : Ian Sharp (SMART Timing)

Results available at www.speedhive.com and www.smart-timing.co.uk

Orbits



SMRC Scottish Championship Raceday AC
Sorted on Laps
SMTA Hot Hatch & Fiesta Championship
Knockhill 1.267 miles
Race 1 - 1st Race
16/09/2018 10:40
Race (12 Laps) started at 10:55:21

Pos	No.	Name	Make/Model	CC	Class Code	Laps	Total Tm	Diff	Best Tm	In Lap	2nd Best
1	54	Steven McNAB	Renault Clio	1998	Guest	12	13:38.981		1:05.813	11	1:06.088
2	85	Blair MURDOCH	Ford Fiesta ST	2000	ST	12	13:44.548	5.567	1:06.316	11	1:06.699
3	1	Wayne MacCAULAY	Ford Fiesta ST	2000	ST	12	13:45.582	6.601	1:06.098	12	1:06.300
4	3	Stewart SCOTT	Ford Fiesta ST	2000	ST	12	13:47.821	8.840	1:07.216	6	1:07.251
5	55	Stephen WARD	Ford Fiesta ST	2000	ST	12	13:54.553	15.572	1:07.644	11	1:07.892
6	61	Peter CRUICKSHANK	Ford Fiesta ST	2000	ST	12	13:54.714	15.733	1:06.689	11	1:07.075
7	19	Aiden WARD	Ford Fiesta ST	2000	ST	12	14:07.685	28.704	1:08.360	9	1:08.556
8	5	Lorn MURRAY	Ford Fiesta ST	2000	ST	12	14:33.016	54.035	1:10.143	8	1:10.434
Not classified											
DNF	888	Yumen LAI	Renault Clio 182	2000	Guest	1	1:57.527	DNF	1:16.185	1	

Announcements

Car No.1 - Racetime includes 5 second time penalty - Exceeding track limits.

Margin of Victory	Avg. Speed	Best Lap Tm	Best Speed	Best Lap by
5.567	66.827	1:05.813	69.300	54 - Steven McNAB

Clerk of the Course.
Orbits

 Sig : _____ Time : _____
 Chief Timekeeper : Ian Sharp (SMART Timing)

 Results available at www.speedhive.com and www.smart-timing.co.uk

Printed: 16/09/2018 11:13:25



SMRC Scottish Championship Raceday AC
Lapchart
SMTA Hot Hatch & Fiesta Championship
Knockhill 1.267 miles
Race 1 - 1st Race
16/09/2018 10:40
Race (12 Laps) started at 10:55:21

Competitors	Laps												
	0	1	2	3	4	5	6	7	8	9	10	11	12
Steven McNAB (54)	1	54	54	54	54	54	54	54	54	54	54	54	54
Stewart SCOTT (3)	2	3	3	3	3	3	3	3	1	1	1	1	1
Blair MURDOCH (85)	3	85	1	1	85	85	1	1	3	3	3	85	85
Stephen WARD (55)	4	55	85	85	1	1	85	85	85	85	85	3	3
Aiden WARD (19)	5	19	55	55	55	55	55	55	55	55	55	55	55
Wayne MacCAULAY (1)	6	1	61	61	61	61	61	61	61	61	61	61	61
Peter CRUICKSHANK (61)	7	61	19	19	5	19	19	19	19	19	19	19	19
Lorn MURRAY (5)	8	5	5	5	19	5	5	5	5	5	5	5	5
Yumen LAI (888)	9	888	888										

Margin of Victory	Avg. Speed	Best Lap Tm	Best Speed	Best Lap by
5.567	66.827	1:05.813	69.300	54 - Steven McNAB

Clerk of the Course.
Orbits

 Sig : _____ Time : _____
 Chief Timekeeper : Ian Sharp (SMART Timing)

 Results available at www.speedhive.com and www.smart-timing.co.uk

Printed: 16/09/2018 11:14:13



SMRC Scottish Championship Raceday AC


SMTA Hot Hatch & Fiesta Championship

Knockhill 1.267 miles

Race 8 - 2nd Race

16/09/2018 14:20

Race (12 Laps)



POLE POSITION

1	1 54 Steven McNAB
2	3 1 Wayne MacCAULAY
3	5 55 Stephen WARD
4	7 19 Aiden WARD
5	9 888 Yumen LAI

2	85 Blair MURDOCH
4	3 Stewart SCOTT
6	61 Peter CRUICKSHANK
8	5 Lorn MURRAY

Clerk of the Course.

Sig : Time :

Chief Timekeeper : Ian Sharp (SMART Timing)

Results available at www.speedhive.com and www.smart-timing.co.uk

Printed: 16/09/2018 11:14:46

Orbits



SMRC Scottish Championship Raceday AC

Sorted on Laps

Celtic Speed Mini Cooper Cup

Knockhill 1.267 miles

Race 2 - 1st Race

16/09/2018 11:05

Race (10 Laps) started at 11:18:58

Pos	No.	Name	Make/Model	CC	Class Code	Laps	Total Tm	Diff	Best Tm	In Lap	2nd Best
1	5	David SLEIGH	Mini Cooper	1600	SM	10	13:12.319		1:07.091	9	1:07.452
2	7	Michael WEDDELL	Mini Cooper	1600	SMN	10	13:13.231	0.912	1:07.371	8	1:07.426
3	91	Robbie DALGLEISH	Mini Cooper	1600	SM	10	13:17.720	5.401	1:07.122	9	1:07.197
4	24	John DUNCAN	Mini Cooper	1600	SM	10	13:18.290	5.971	1:07.377	10	1:07.609
5	21	Ross WILKINSON	Mini Cooper	1600	SMN	10	13:18.557	6.238	1:07.033	9	1:07.480
6	19	Ian WALSH	Mini Cooper	1600	Guest	10	13:22.398	10.079	1:07.695	9	1:07.820
7	4	Dominic WHEATLEY	Mini Cooper	1600	SM	10	13:22.588	10.269	1:06.485	10	1:07.303
8	81	Douglas SIMPSON	Mini Cooper	1600	SM	10	13:23.382	11.063	1:07.289	10	1:08.718
9	30	Gordon LONG	Mini Cooper	1600	SMN	10	13:28.262	15.943	1:07.736	9	1:08.105
10	85	Gary CLARK	Mini Cooper	1600	Guest	10	13:28.336	16.017	1:08.503	8	1:09.033
11	41	Neil METHVEN	Mini Cooper	1600	Guest	10	13:34.530	22.211	1:08.860	9	1:09.329
12	11	Richard SUTHERLAND	Mini Cooper	1600	Guest	10	13:34.599	22.280	1:08.635	7	1:09.735
13	23	Ian MUNRO	Mini Cooper	1600	SM	10	13:35.768	23.449	1:08.518	6	1:09.125
14	77	Ashleigh MORRIS	Mini Cooper	1600	SM L	10	13:39.509	27.190	1:08.569	7	1:08.577
Not classified											
DNF	55	Fiona KINDNESS	Mini Cooper	1600	SM L	9	12:18.732	DNF	1:08.409	7	1:08.496
DNF	8	Hannah CHAPMAN	Mini Cooper	1600	SM L	7	9:53.030	DNF	1:07.578	7	1:08.513
DNF	16	Craig DILLON	Mini Cooper	1600	SMN	1	1:24.797	DNF	1:14.576	1	
DNF	52	Simon HOLDERNESS	Mini Cooper	1600	SM		9.069	DNF		0	

Announcements

Race distance increased to 10 Laps -1 Lap completed behind the Safety Car.

Margin of Victory	Avg. Speed	Best Lap Tm	Best Speed	Best Lap by
0.912	57.563	1:06.485	68.600	4 - Dominic WHEATLEY

Clerk of the Course.

Orbits

Sig : Time :

Chief Timekeeper : Ian Sharp (SMART Timing)

 Results available at www.speedhive.com and www.smart-timing.co.uk

Printed: 16/09/2018 11:36:28



SMRC Scottish Championship Raceday AC

Celtic Speed Mini Cooper Cup

Knockhill 1.267 miles

Race 2 - 1st Race

16/09/2018 11:05

Race (10 Laps) started at 11:18:58

Lap	Time of Day	Lap Tm	S1	S2	S3	SFSpd	S1Spd	Lap	Time of Day	Lap Tm	S1	S2	S3	SFSpd	S1Spd
3	11:24:06.647	2:06.916	23.165	57.059	46.692	74.087	53.378								
4	11:25:38.212	1:31.565	31.252	34.743	25.570	29.895	62.813								
5	11:26:47.900	1:09.688	20.456	25.398	23.834	88.845	77.006								
6	11:27:56.418	1:08.518	20.170	24.930	23.418	90.663	77.636								
7	11:29:05.666	1:09.248	20.299	25.450	23.499	92.300	77.909								
8	11:30:14.791	1:09.125	20.543	25.136	23.446	92.557	77.185								
9	11:31:23.993	1:09.202	20.079	25.828	23.295	92.300	78.000								
10	11:32:33.978	1:09.985	21.373	25.034	23.578	92.816	77.095								

(77) Ashleigh MORRIS

1	11:20:22.765	1:14.890	23.190	27.289	24.411	64.772	76.828
2	11:22:56.082	2:33.317	1:35.590	30.333	27.394	91.036	60.360
3	11:24:12.026	1:15.944	21.287	28.618	26.039	85.972	76.651
4	11:25:38.513	1:26.487	27.725	33.782	24.980	56.510	69.660
5	11:26:49.344	1:10.831	20.552	26.008	24.271	91.286	78.000
6	11:27:58.364	1:09.020	20.265	25.043	23.712	91.286	78.460
7	11:29:06.933	1:08.569	20.269	25.004	23.296	91.411	76.386
8	11:30:15.613	1:08.680	19.733	25.077	23.870	92.172	79.020
9	11:31:24.190	1:08.577	19.936	25.415	23.226	92.945	78.739
10	11:32:37.719	1:13.529	22.078	26.566	24.885	93.732	75.176

(55) Fiona KINDNESS

1	11:20:23.771	1:15.112	22.633	28.235	24.244	68.795	76.917
2	11:21:46.979	1:23.208	21.060	32.203	29.945	89.563	76.037
3	11:24:00.788	2:13.809	29.824	57.779	46.206	40.646	48.017
4	11:25:30.880	1:30.092	30.087	35.908	24.097	35.162	47.199
5	11:26:41.319	1:10.439	20.605	25.662	24.172	91.036	77.006
6	11:27:51.073	1:09.754	20.168	25.505	24.081	90.911	77.726
7	11:28:59.482	1:08.409	20.002	25.148	23.259	90.171	77.726
8	11:30:08.446	1:08.964	20.555	25.050	23.359	92.557	78.092
9	11:31:16.942	1:08.496	19.967	24.772	23.757	92.044	78.092

(8) Hannah CHAPMAN

1	11:20:18.542	1:11.825	22.406	25.920	23.499	61.250	76.739
2	11:21:41.413	1:22.871	20.091	31.442	31.338	92.557	77.636
3	11:23:55.114	2:13.701	29.993	57.174	46.534	35.787	40.522
4	11:25:26.476	1:31.362	30.454	37.596	23.312	44.157	56.319
5	11:26:34.989	1:08.513	20.149	25.143	23.221	92.816	77.726
6	11:27:43.662	1:08.673	19.904	25.486	23.283	92.172	77.006
7	11:28:51.240	1:07.578	19.789	24.761	23.028	91.537	77.817

(16) Craig DILLON

1	11:20:23.007	1:14.576	22.872	27.294	24.410	67.743	76.124
---	--------------	-----------------	---------------	---------------	---------------	--------	---------------

Clerk of the Course.

Sig : Time :

Chief Timekeeper : Ian Sharp (SMART Timing)

 Results available at www.speedhive.com and www.smart-timing.co.uk

Printed: 16/09/2018 11:37:13

Orbits



SMRC Scottish Championship Raceday AC

Lapchart

Celtic Speed Mini Cooper Cup

Knockhill 1.267 miles

Race 2 - 1st Race

16/09/2018 11:05

Race (10 Laps) started at 11:18:58

Competitors	Laps										
	0	1	2	3	4	5	6	7	8	9	10
David SLEIGH (5)	1	5	5	5	5	5	5	5	5	5	5
Robbie DALGLEISH (91)	2	91	91	91	91	91	91	91	91	91	7
Michael WEDDELL (7)	3	7	7	7	7	7	7	7	7	7	91
John DUNCAN (24)	4	24	24	24	24	24	8	8	24	24	24
Ross WILKINSON (21)	5	21	8	8	8	8	21	21	21	21	21
Hannah CHAPMAN (8)	6	8	21	21	21	21	24	24	19	19	19
Dominic WHEATLEY (4)	7	4	85	85	85	85	85	19	81	81	4
Simon HOLDERNESS (52)	8	52	19	19	19	19	19	81	85	4	81
Ian WALSH (19)	9	19	77	81	81	81	81	85	4	55	30
Ian MUNRO (23)	10	23	16	55	55	55	55	55	55	85	85
Ashleigh MORRIS (77)	11	77	81	11	11	11	30	4	4	30	41
Douglas SIMPSON (81)	12	81	55	30	30	30	4	30	30	11	11
Gary CLARK (85)	13	85	11	41	41	41	11	11	11	41	23
Craig DILLON (16)	14	16	30	4	4	4	41	41	41	23	77
Gordon LONG (30)	15	30	41	23	23	23	23	23	23	77	77
Fiona KINDNESS (55)	16	55	4	77	77	77	77	77	77		
Neil METHVEN (41)	17	41	23								
Richard SUTHERLAND (11)	18	11									

Margin of Victory	Avg. Speed	Best Lap Tm	Best Speed	Best Lap by
0.912	57.563	1:06.485	68.600	4 - Dominic WHEATLEY

Clerk of the Course.

Orbits

Sig : Time :
 Chief Timekeeper : Ian Sharp (SMART Timing)
 Results available at www.speedhive.com and www.smart-timing.co.uk



SMRC Scottish Championship Raceday AC


Celtic Speed Mini Cooper Cup

Knockhill 1.267 miles

Race 9 - 2nd Race

16/09/2018 14:45

Race (9 Laps)



POLE POSITION

1	1 5 David SLEIGH	2 7 Michael WEDDELL
2	3 91 Robbie DALGLEISH	4 24 John DUNCAN
3	5 21 Ross WILKINSON	6 19 Ian WALSH
4	7 4 Dominic WHEATLEY	8 81 Douglas SIMPSON
5	9 30 Gordon LONG	10 85 Gary CLARK
6	11 41 Neil METHVEN	12 11 Richard SUTHERLAND
7	13 23 Ian MUNRO	14 77 Ashleigh MORRIS
8	15 55 Fiona KINDNESS	16 8 Hannah CHAPMAN
9	17 16 Craig DILLON	18 52 Simon HOLDERNESS

Clerk of the Course.

Orbits

Sig : Time :

Chief Timekeeper : Ian Sharp (SMART Timing)

Results available at www.speedhive.com and www.smart-timing.co.uk

Printed: 16/09/2018 11:35:56





Race Results



Bulletin No. _____

SMRC Scottish Championship Raceday AC

Sorted on Laps

Scottish Legends Championship

Knockhill 1.267 miles

Race 3 - Heat 1

16/09/2018 11:30

Race (8 Laps) started at 11:45:10

Pos	No.	Name	Make/Model	CC	Class Code	Laps	Total Tm	Diff	Best Tm	In Lap	2nd Best
1	6	David HUNTER	Ford Coupe	1250	L	8	8:40.463		1:03.832	7	1:03.976
2	8	Jordan HODGSON	Ford Coupe	1250	L	8	8:40.788	0.325	1:03.633	7	1:03.736
3	71	Ryan McLEISH	Ford Coupe	1250	L	8	8:43.277	2.814	1:03.646	8	1:04.044
4	22	Ben MASON	Chevy Sedan	1250	L	8	8:43.520	3.057	1:03.815	8	1:03.942
5	37	Ivor GREENWOOD	Ford Coupe	1250	L	8	8:44.289	3.826	1:03.206	5	1:03.736
6	7	Duncan VINCENT	Ford Coupe	1250	LT	8	8:44.518	4.055	1:03.526	7	1:03.698
7	60	David NEWALL	Ford Coupe	1250	L	8	8:46.236	5.773	1:03.773	6	1:04.466
8	15	Steven McGILL	Ford Coupe	1250	L	8	8:47.168	6.705	1:03.765	7	1:04.425
9	5	Michael PAXTON	Ford Coupe	1250	L	8	8:56.184	15.721	1:05.385	7	1:05.422
10	52	Stewart BLACK	Ford Coupe	1250	L	8	9:04.604	24.141	1:05.014	7	1:05.140
11	85	Mark BEATY	Ford Coupe	1250	L	8	9:04.733	24.270	1:05.463	7	1:05.523
12	4	Colin McNEILL	Ford Coupe	1250	L	8	9:09.045	28.582	1:06.556	7	1:07.074
13	17	Billy WAIT	37 Ford	1250	L	8	9:21.057	40.594	1:07.926	5	1:08.099
14	33	Kieran BEATY	Ford Coupe	1250	L	8	9:21.108	40.645	1:06.478	6	1:07.757
15	30	Mark FRENCH	Ford Coupe	1250	LR	8	9:22.647	42.184	1:06.573	7	1:07.662
Not classified											
DNF	16	John BUSHBY	Ford Coupe	1250	L	4	4:45.460	DNF	1:09.022	2	1:09.238
DNF	86	Jon CRITCHLOW	Chevy Sedan	1250	LR	2	2:27.262	DNF	1:08.213	2	1:13.408

Margin of Victory	Avg. Speed	Best Lap Tm	Best Speed	Best Lap by
0.325	70.104	1:03.206	72.158	37 - Ivor GREENWOOD

Clerk of the Course.

Orbits

Sig : Time :
 Chief Timekeeper : Ian Sharp (SMART Timing)
 Results available at www.speedhive.com and www.smart-timing.co.uk





SMRC Scottish Championship Raceday AC

Scottish Legends Championship

Knockhill 1.267 miles

Race 3 - Heat 1

16/09/2018 11:30

Race (8 Laps) started at 11:45:10

Lap	Time of Day	Lap Tm	S1	S2	S3	SFSpd	S1Spd	Lap	Time of Day	Lap Tm	S1	S2	S3	SFSpd	S1Spd
7	11:53:22.349	1:06.573	19.226	24.717	22.630	95.758	87.673								
8	11:54:33.636	1:11.287	19.011	29.893	22.383	97.016	86.757								
(16) John BUSHBY															
1	11:46:28.248	1:13.461	20.914	28.931	23.616	79.493	84.657								
2	11:47:37.270	1:09.022	19.769	25.934	23.319	100.844	87.673								
3	11:48:47.211	1:09.941	20.147	26.039	23.755	100.235	86.871								
4	11:49:56.449	1:09.238	19.574	26.263	23.401	103.676	87.327								
(86) Jon CRITCHLOW															
1	11:46:30.038	1:13.408	21.407	28.137	23.864	89.323	89.203								
2	11:47:38.251	1:08.213	19.282	25.670	23.261	101.615	88.964								

Clerk of the Course.

Orbits

Sig : Time :
 Chief Timekeeper : Ian Sharp (SMART Timing)
 Results available at www.speedhive.com and www.smart-timing.co.uk





SMRC Scottish Championship Raceday AC

Lapchart

Scottish Legends Championship

Knockhill 1.267 miles

Race 3 - Heat 1

16/09/2018 11:30

Race (8 Laps) started at 11:45:10

Competitors	Laps									
	0	1	2	3	4	5	6	7	8	
David HUNTER (6)	1	6	6	6	6	6	6	6	6	6
Colin McNEILL (4)	2	4	8	8	8	8	8	8	8	8
Ben MASON (22)	3	22	4	22	22	22	71	71	71	71
David NEWALL (60)	4	60	22	71	71	71	22	22	22	22
Jordan HODGSON (8)	5	8	71	60	37	37	37	37	37	37
John BUSHBY (16)	6	16	60	7	60	60	7	7	7	7
Mark BEATY (85)	7	85	7	37	7	7	60	60	60	60
Ivor GREENWOOD (37)	8	37	85	15	15	15	15	15	15	15
Duncan VINCENT (7)	9	7	37	85	5	5	5	5	5	5
Mark FRENCH (30)	10	30	5	4	85	85	85	85	85	52
Ryan McLEISH (71)	11	71	15	5	4	4	4	52	52	85
Michael PAXTON (5)	12	5	16	52	16	52	52	4	4	4
Steven McGILL (15)	13	15	52	16	33	33	33	33	33	17
Billy WAIT (17)	14	17	17	17	52	16	17	17	30	33
Stewart BLACK (52)	15	52	86	86	17	17	30	30	17	30
Jon CRITCHLOW (86)	16	86	33	33	30	30				
Kieran BEATY (33)	17	33	30	30						

Margin of Victory	Avg. Speed	Best Lap Tm	Best Speed	Best Lap by
0.325	70.104	1:03.206	72.158	37 - Ivor GREENWOOD

Clerk of the Course.

Orbits

Sig : Time :
Chief Timekeeper : Ian Sharp (SMART Timing)

Results available at www.speedhive.com and www.smart-timing.co.uk

Printed: 16/09/2018 11:57:05



SMRC Scottish Championship Raceday AC
Sorted on Laps

Scottish Formula Ford 1600 Championship

Knockhill 1.267 miles

Race 4 - 1st Race

16/09/2018 11:50

Race (14 Laps) started at 12:12:37

Pos	No.	Name	Make/Model	CC	Class Code	Laps	Total Tm	Diff	Best Tm	In Lap	2nd Best
1	1	Ross MARTIN	Ray GR17	1600	FFA	14	15:30.562		1:00.464	14	1:00.511
2	4	Ciaran HAGGERTY	Mygale 08	1600	Guest	14	15:42.774	12.212	1:01.347	14	1:01.389
3	70	Gary SYKES	Ray GR10	1600	FFA	14	15:58.986	28.424	1:01.449	13	1:01.904
4	33	Jordan GRONKOWSKI	Van Diemen JL012K	1600	FFA	14	16:00.339	29.777	1:01.262	12	1:01.271
5	3	Neil BROOME	Ray GR17	1600	FFA	14	16:10.725	40.163	1:02.718	14	1:02.868
6	88	Sebastian MELROSE	Ray GR18	1600	FFA	14	16:12.419	41.857	1:01.986	10	1:02.023
7	29	Ross HOWE	Van Diemen RF99	1600	FFA	14	16:19.886	49.324	1:02.849	14	1:03.027
8	30	Steven BARLOW	Ray GR09	1600	FFA	14	16:21.600	51.038	1:02.781	14	1:02.836
9	92	Matthew CHISHOLM	Van Diemen RF00	1600	FFA	14	16:22.998	52.436	1:03.213	13	1:03.285

Margin of Victory	Avg. Speed	Best Lap Tm	Best Speed	Best Lap by
12.212	68.616	1:00.464	75.431	1 - Ross MARTIN

Clerk of the Course.

Orbits

 Sig : Time :
 Chief Timekeeper : Ian Sharp (SMART Timing)

 Results available at www.speedhive.com and www.smart-timing.co.uk

Printed: 16/09/2018 12:32:58



SMRC Scottish Championship Raceday AC

Lapchart

Scottish Formula Ford 1600 Championship

Knockhill 1.267 miles

Race 4 - 1st Race

16/09/2018 11:50

Race (14 Laps) started at 12:12:37

Competitors	Laps														
	0	1	2	3	4	5	6	7	8	9	10	11	12	13	14
Ross MARTIN (1)	1	1	1	1	1	1	1	1	1	1	1	1	1	1	1
Jordan GRONKOWSKI (33)	2	33	33	33	4	4	4	4	4	4	4	4	4	4	4
Ciaran HAGGERTY (4)	3	4	4	4	33	33	33	33	70	70	70	70	70	70	70
Gary SYKES (70)	4	70	70	70	70	70	70	3	3	3	3	3	33	33	33
Neil BROOME (3)	5	3	3	3	3	3	3	29	29	33	33	33	3	3	3
Sebastian MELROSE (88)	6	88	88	88	88	29	29	29	33	33	29	29	88	88	88
Ross HOWE (29)	7	29	29	29	29	30	30	30	30	30	88	88	29	29	29
Steven BARLOW (30)	8	30	30	30	30	92	92	92	92	92	30	30	30	30	30
Matthew CHISHOLM (92)	9	92	92	92	92	88	88	88	88	88	92	92	92	92	92

Margin of Victory	Avg. Speed	Best Lap Tm	Best Speed	Best Lap by
12.212	68.616	1:00.464	75.431	1 - Ross MARTIN

Clerk of the Course.

Sig : Time :
 Chief Timekeeper : Ian Sharp (SMART Timing)

Results available at www.speedhive.com and www.smart-timing.co.uk

Printed: 16/09/2018 12:34:04

Orbits



SMRC Scottish Championship Raceday AC


Scottish Formula Ford 1600 Championship

Knockhill 1.267 miles

Race 11 - 2nd Race

16/09/2018 15:30

Race (12 Laps)



POLE POSITION

1	1 1 Ross MARTIN
2	3 70 Gary SYKES
3	5 3 Neil BROOME
4	7 29 Ross HOWE
5	9 92 Matthew CHISHOLM

2	4 4 Ciaran HAGGERTY
4	33 33 Jordan GRONKOWSKI
6	88 88 Sebastian MELROSE
8	30 30 Steven BARLOW

Clerk of the Course.

Sig : Time :
Chief Timekeeper : Ian Sharp (SMART Timing)

Results available at www.speedhive.com and www.smart-timing.co.uk

Printed: 16/09/2018 12:34:39

Orbits





Race Results



Bulletin No. _____

SMRC Scottish Championship Raceday AC

Sorted on Laps

Scottish Classic Sports & Saloon Championship

Knockhill 1.267 miles

Race 5 - 1st Race - AMENDED RESULT

16/09/2018 12:15

Race (12 Laps) started at 12:38:19

Pos	No.	Name	Make/Model	CC	Class Code	Laps	Total Tm	Diff	Best Tm	In Lap	2nd Best
1	73	Andrew SMITH	Morgan +8	3900	Guest	12	13:02.293		1:01.989	12	1:02.245
2	49	Raymond BOYD	Porsche 911	2998	CE	12	13:02.920	0.627	1:02.192	12	1:02.436
3	63	John KINMOND	Rover 3500	3500	CE	12	13:21.958	19.665	1:04.849	6	1:05.180
4	27	Mario FERRARI	Alfa Sprint Trofeo	1498	CA	12	13:46.687	44.394	1:06.752	10	1:07.294
5	57	Bruce MITCHELL	Lotus Europa TC	1760	CB	12	13:52.293	50.000	1:06.741	7	1:06.810
6	1	Alastair BAPTIE	Fiat X1/9	1498	CA	12	13:55.702	53.409	1:07.241	8	1:07.283
7	101	Stuart THORBURN	Ford Escort Mk1	1600	CB	12	13:57.308	55.015	1:07.336	7	1:07.444
8	20	William CONWAY	Mini Clubman GT	1380	CA	12	14:05.633	1:03.340	1:08.204	7	1:08.324
9	5	Michael LONGSTAFFE	MG Midget	1380	CA	11	13:14.115	1 Lap	1:09.849	5	1:10.396
10	33	Martin RAMSAY	Ford Fiesta XR2	1600	XR	11	13:14.905	1 Lap	1:09.598	7	1:09.694
11	70	Keiron BAILLIE	Lotus 7 S3	1498	Guest	11	13:42.877	1 Lap	1:11.464	10	1:11.911
12	66	Duncan O'NEILL	Ford Fiesta XR2	1600	XR	11	13:57.457	1 Lap	1:11.511	3	1:11.792
Not classified (80% = 9 Laps)											
DNF	25	William CURRIE	Ford Fiesta XR2	1600	XR	7	12:10.990	DNF	1:25.131	2	1:28.751

Announcements

New Track Record (1:11.464) for SMRC Classic S/S (G) by Keiron BAILLIE.
AMENDED RESULT - Car No.63 - Re-Classified.

Margin of Victory	Avg. Speed	Best Lap Tm	Best Speed	Best Lap by
0.627	69.961	1:01.989	73.575	73 - Andrew SMITH

Clerk of the Course.

Orbits

Sig : Time :
Chief Timekeeper : Ian Sharp (SMART Timing)

Results available at www.speedhive.com and www.smart-timing.co.uk

Printed: 24/09/2018 18:18:07





SMRC Scottish Championship Raceday AC

Scottish Classic Sports & Saloon Championship

Knockhill 1.267 miles

Race 5 - 1st Race - AMENDED RESULT

16/09/2018 12:15

Race (12 Laps) started at 12:38:19

Lap	Time of Day	Lap Tm	S1	S2	S3	SFSpd	S1Spd	Lap	Time of Day	Lap Tm	S1	S2	S3	SFSpd	S1Spd
9	12:49:36.823	1:11.911	20.682	26.835	24.394	91.286	80.067								
10	12:50:48.287	1:11.464	20.848	26.542	24.074	86.757	79.303								
11	12:52:02.191	1:13.904	20.961	26.474	26.469	88.255	77.636								

(66) Duncan O'NEILL

1	12:39:46.035	1:16.470	23.148	28.137	25.185	62.050	71.381
2	12:40:59.098	1:13.063	21.274	27.091	24.698	86.083	71.689
3	12:42:10.609	1:11.511	20.577	26.144	24.790	86.083	75.092
4	12:43:38.550	1:27.941	20.735	41.456	25.750	86.644	75.092
5	12:44:52.030	1:13.480	21.196	26.965	25.319	79.398	73.513
6	12:46:05.790	1:13.760	20.711	27.353	25.696	85.091	73.351
7	12:47:21.051	1:15.261	21.133	28.812	25.316	85.750	74.754
8	12:48:32.880	1:11.829	20.798	26.350	24.681	85.200	74.502
9	12:49:44.672	1:11.792	20.688	26.405	24.699	86.195	74.670
10	12:50:59.880	1:15.208	22.140	27.308	25.760	85.091	72.156
11	12:52:16.771	1:16.891	20.737	29.094	27.060	85.860	73.840

(25) William CURRIE

1	12:40:00.882	1:29.834	26.736	33.760	29.338	56.366	66.257
2	12:41:26.013	1:25.131	24.415	32.191	28.525	78.460	63.777
3	12:42:54.764	1:28.751	24.295	33.084	31.372	78.646	65.345
4	12:44:30.118	1:35.354	26.637	33.687	35.030	64.520	62.341
5	12:46:04.402	1:34.284	26.144	34.394	33.746	62.991	67.331
6	12:47:40.135	1:35.733	27.014	32.409	36.310	60.470	64.458
7	12:50:30.304	2:50.169	28.399	33.068	1:48.702	52.911	57.788

Clerk of the Course.

Sig : Time :

Chief Timekeeper : Ian Sharp (SMART Timing)

Results available at www.speedhive.com and www.smart-timing.co.uk

Printed: 16/09/2018 13:35:58

Orbits





SMRC Scottish Championship Raceday AC

Lapchart

Scottish Classic Sports & Saloon Championship

Knockhill 1.267 miles

Race 5 - 1st Race - AMENDED RESULT

16/09/2018 12:15

Race (12 Laps) started at 12:38:19

Competitors	Laps												
	0	1	2	3	4	5	6	7	8	9	10	11	12
Andrew SMITH (73)	1	73	63	63	63	63	73	73	73	73	73	73	73
John KINMOND (63)	2	63	49	73	73	73	63	49	49	49	49	49	49
Raymond BOYD (49)	3	49	73	49	49	49	49	63	63	63	63	63	63
Bruce MITCHELL (57)	4	57	27	27	27	27	27	27	27	27	27	27	27
William CONWAY (20)	5	20	57	57	57	57	57	57	57	57	57	57	57
Mario FERRARI (27)	6	27	20	20	101	101	1	1	1	1	1	1	1
Stuart THORBURN (101)	7	101	101	101	20	1	101	101	101	101	101	101	101
Michael LONGSTAFFE (5)	8	5	5	1	1	20	20	20	20	20	20	20	20
Alastair BAPTIE (1)	9	1	1	5	5	5	5	5	5	5	5	5	5
Martin RAMSAY (33)	10	33	33	33	33	33	33	33	33	33	33	33	33
Keiron BAILLIE (70)	11	70	66	66	66	70	70	70	70	70	70	70	70
Duncan O'NEILL (66)	12	66	70	70	70	66	66	66	66	66	66	66	66
William CURRIE (25)	13	25	25	25	25	25	25	25	25	25	25	25	25

Margin of Victory	Avg. Speed	Best Lap Tm	Best Speed	Best Lap by
0.627	69.961	1:01.989	73.575	73 - Andrew SMITH

Clerk of the Course.

Orbits

Sig : Time :
Chief Timekeeper : Ian Sharp (SMART Timing)

Results available at www.speedhive.com and www.smart-timing.co.uk

Printed: 16/09/2018 13:36:22





SMRC Scottish Championship Raceday AC


Scottish Classic Sports & Saloon Championship

Knockhill 1.267 miles

Race 12 - 2nd Race - AMENDED GRID

16/09/2018 15:55

Race (12 Laps)



POLE POSITION

1	1 73 Andrew SMITH
2	3 63 John KINMOND
3	5 57 Bruce MITCHELL
4	7 101 Stuart THORBURN
5	9 5 Michael LONGSTAFFE
6	11 70 Keiron BAILLIE
7	13 25 William CURRIE

2	49 Raymond BOYD
4	27 Mario FERRARI
6	1 Alastair BAPTIE
8	20 William CONWAY
10	33 Martin RAMSAY
12	66 Duncan O'NEILL

Clerk of the Course.

Sig : Time :

Chief Timekeeper : Ian Sharp (SMART Timing)

Results available at www.speedhive.com and www.smart-timing.co.uk

Orbits





SMRC Scottish Championship Raceday AC

Sorted on Laps

HSCC Formula Junior Trophy

Knockhill 1.267 miles

Race 6 - 1st Race

16/09/2018 13:30

Race (12 Laps) started at 13:31:42

Pos	No.	Name	Make/Model	CC	Class Code	Laps	Total Tm	Diff	Best Tm	In Lap	2nd Best
1	65	Stephen COOPER	Cooper T59	1100		12	14:28.423		1:09.603	8	1:10.112
2	73	Peter ANSTISS	Lotus FJ	1100		12	14:28.995	0.572	1:10.560	12	1:10.605
3	81	Steve FUTTER	Lotus 20	1100		12	15:09.012	40.589	1:12.233	10	1:13.305
4	5	Robin LONGDON	Lola Mk5	1100		12	15:13.002	44.579	1:10.263	12	1:11.054
5	4	Graham BARRON	Gemini Mk2	1000		12	15:13.702	45.279	1:12.541	11	1:13.981
6	77	Vernon WILLIAMSON	Ausper	1100		11	16:18.848	1 Lap	1:22.857	10	1:23.273
Not classified											
DNF	25	Bernard BROCK	Elva 100	1100		8	10:57.878	DNF	1:19.607	2	1:20.254
DNF	76	Gordon WRIGHT	Ausper	1089			16.940	DNF		0	

Announcements

Car No.5 - Racetime includes 10 second False Start penalty.

Margin of Victory	Avg. Speed	Best Lap Tm	Best Speed	Best Lap by
0.572	63.022	1:09.603	65.526	65 - Stephen COOPER

Clerk of the Course.

Orbits

Sig : Time :

Chief Timekeeper : Ian Sharp (SMART Timing)

 Results available at www.speedhive.com and www.smart-timing.co.uk

Printed: 16/09/2018 13:55:08





SMRC Scottish Championship Raceday AC

Lapchart

HSCC Formula Junior Trophy

Knockhill 1.267 miles

Race 6 - 1st Race

16/09/2018 13:30

Race (12 Laps) started at 13:31:42

Competitors	Laps												
	0	1	2	3	4	5	6	7	8	9	10	11	12
Robin LONGDON (5)	1	5	73	73	73	73	73	73	65	65	65	65	65
Peter ANSTISS (73)	2	73	65	65	65	65	65	65	73	73	73	73	73
Steve FUTTER (81)	3	81	81	81	81	81	81	81	81	81	5	5	5
Graham BARRON (4)	4	4	4	4	4	4	4	5	5	5	81	81	81
Stephen COOPER (65)	5	65	25	25	5	5	5	5	4	4	4	4	4
Bernard BROCK (25)	6	25	5	5	25	25	25	25	25	25	77	77	77
Vernon WILLIAMSON (77)	7	77	77	77	77	77	77	77	77				
Gordon WRIGHT (76)	8	76											

Margin of Victory	Avg. Speed	Best Lap Tm	Best Speed	Best Lap by
0.572	63.022	1:09.603	65.526	65 - Stephen COOPER

Clerk of the Course.

Orbits

Sig : Time :
 Chief Timekeeper : Ian Sharp (SMART Timing)

Results available at www.speedhive.com and www.smart-timing.co.uk

Printed: 16/09/2018 13:56:29





SMRC Scottish Championship Raceday AC


HSCC Formula Junior Trophy

Knockhill 1.267 miles

Race 131- 2nd Race

16/09/2018 16:20

Race (12 Laps)



POLE POSITION

1	1 73 Peter ANSTISS 1:11.062
2	3 65 Stephen COOPER 1:13.518
3	5 81 Steve FUTTER 1:17.090
4	7 77 Vernon WILLIAMSON 1:29.849

2	2 5 Robin LONGDON 1:13.461
4	4 4 Graham BARRON 1:14.895
6	6 25 Bernard BROCK 1:20.618
8	8 76 Gordon WRIGHT 1:39.215

Clerk of the Course.

Sig : Time :
Chief Timekeeper : Ian Sharp (SMART Timing)

Results available at www.speedhive.com and www.smart-timing.co.uk

Printed: 16/09/2018 13:57:39

Orbits





SMRC Scottish Championship Raceday AC

Sorted on Laps

Scottish Saloons & Sportscar Championship

Knockhill 1.267 miles

Race 7 - 1st Race

16/09/2018 13:55

Race (11 Laps) started at 13:59:28

Pos	No.	Name	Make/Model	CC	Class Code	Laps	Total Tm	Diff	Best Tm	In Lap	2nd Best
1	0	Andy FORREST	Westfield Sei	2000	Guest	11	10:38.943		55.567	8	55.954
2	54	Andrew MORRISON	Seat Cupra TCR	1984	A2	11	11:04.262	25.319	58.317	4	58.684
3	89	William ROBSON	Ford Focus RS	2522	B1	11	11:14.319	35.376	59.153	5	59.262
4	28	Scott TOLLAN	Escort Cosworth	2000	Guest	11	11:17.206	38.263	59.670	9	59.832
5	70	Oliver MORTIMER	Mini Cooper R53	1600	R53	11	11:32.805	53.862	1:01.371	2	1:01.443
6	7	Vic COVEY Jnr	Mini Cooper R53	1600	R53	11	11:33.799	54.856	1:02.106	7	1:02.147
7	43	Stuart BUCHAN	Mini Cooper R53	1600	R53	10	10:53.741	1 Lap	1:03.430	8	1:03.605
8	62	Paul RANKIN	Westfield Aero	2000	A2	10	11:03.123	1 Lap	1:02.977	10	1:03.100
9	85	Lowell FORSYTH	Lotus Exige	2000	A2	10	11:03.948	1 Lap	1:02.408	6	1:02.772
10	26	Andrew PATERSON	BMW E36 318i	1796	B3	10	11:46.453	1 Lap	1:07.323	4	1:07.334
11	34	Scott DUTHIE	BMW Z3	2500	B1	9	11:01.153	2 Laps	1:10.671	4	1:11.326
Not classified											
DNF	27	Paul WILSON	Mini Cooper R53	2000	R53	1	1:10.712	DNF	1:03.275	1	
DNS	9	Ron CUMMING	Nemesis Kit Car	2000	A3			DNF		0	

Announcements

Race start delayed - Race distance reduced to 11 Laps.

Margin of Victory	Avg. Speed	Best Lap Tm	Best Speed	Best Lap by
25.319	78.519	55.567	82.078	0 - Andy FORREST

Clerk of the Course.

Orbits

Sig : Time :

Chief Timekeeper : Ian Sharp (SMART Timing)

Results available at www.speedhive.com and www.smart-timing.co.uk

Printed: 16/09/2018 14:14:34





SMRC Scottish Championship Raceday AC

Lapchart

Scottish Saloons & Sportscar Championship

Knockhill 1.267 miles

Race 7 - 1st Race

16/09/2018 13:55

Race (11 Laps) started at 13:59:28

Competitors	Laps											
	0	1	2	3	4	5	6	7	8	9	10	11
Andy FORREST (0)	1	0	0	0	0	0	0	0	0	0	0	0
Scott TOLLAN (28)	2	28	28	54	54	54	54	54	54	54	54	54
Vic COVEY Jnr (7)	3	7	54	28	28	28	28	89	89	89	89	89
Andrew MORRISON (54)	4	54	7	89	89	89	89	28	28	28	28	28
Paul WILSON (27)	5	27	27	7	7	70	7	70	70	70	70	70
Oliver MORTIMER (70)	6	70	89	70	70	7	70	7	7	7	7	7
William ROBSON (89)	7	89	70	43	43	43	43	43	43	43	43	43
Stuart BUCHAN (43)	8	43	43	62	62	62	62	62	62	62	62	62
Paul RANKIN (62)	9	62	62	26	26	26	85	85	85	85	85	85
Scott DUTHIE (34)	10	34	26	85	85	85	26	26	26	26	26	26
Andrew PATERSON (26)	11	26	34	34	34	34	34	34	34	34	34	34
Lowell FORSYTH (85)	12	85	85									
-	13											

Margin of Victory	Avg. Speed	Best Lap Tm	Best Speed	Best Lap by
25.319	78.519	55.567	82.078	0 - Andy FORREST

Clerk of the Course.

Sig : Time :
Chief Timekeeper : Ian Sharp (SMART Timing)

Results available at www.speedhive.com and www.smart-timing.co.uk

Printed: 16/09/2018 14:15:16

Orbits





SMRC Scottish Championship Raceday AC


Scottish Saloons & Sportscar Championship

Knockhill 1.267 miles

Race 14 - 2nd Race

16/09/2018 16:45

Race (12 Laps)



POLE POSITION

1	1 0 Andy FORREST
2	3 89 William ROBSON
3	5 70 Oliver MORTIMER
4	7 43 Stuart BUCHAN
5	9 85 Lowell FORSYTH
6	11 34 Scott DUTHIE
7	13 9 Ron CUMMING

2	54 Andrew MORRISON
4	28 Scott TOLLAN
6	7 Vic COVEY Jnr
8	62 Paul RANKIN
10	26 Andrew PATERSON
12	27 Paul WILSON

Clerk of the Course.

Sig : Time :

Chief Timekeeper : Ian Sharp (SMART Timing)

Results available at www.speedhive.com and www.smart-timing.co.uk

Orbits



SMRC Scottish Championship Raceday AC
Sorted on Laps
SMTA Hot Hatch & Fiesta Championship
Knockhill 1.267 miles
Race 8 - 2nd Race
16/09/2018 14:20
Race (12 Laps) started at 14:24:49

Pos	No.	Name	Make/Model	CC	Class Code	Laps	Total Tm	Diff	Best Tm	In Lap	2nd Best
1	888	Yumen LAI	Renault Clio 182	2000	Guest	12	13:02.347		1:03.761	11	1:03.839
2	54	Steven McNAB	Renault Clio	1998	Guest	12	13:03.336	0.989	1:03.412	9	1:03.787
3	1	Wayne MacCAULAY	Ford Fiesta ST	2000	ST	12	13:18.596	16.249	1:04.439	8	1:04.447
4	3	Stewart SCOTT	Ford Fiesta ST	2000	ST	12	13:39.157	36.810	1:06.239	11	1:06.678
5	85	Blair MURDOCH	Ford Fiesta ST	2000	ST	12	13:42.561	40.214	1:05.516	8	1:05.870
6	55	Stephen WARD	Ford Fiesta ST	2000	ST	12	13:43.097	40.750	1:05.877	12	1:06.427
7	61	Peter CRUICKSHANK	Ford Fiesta ST	2000	ST	12	13:43.891	41.544	1:06.052	12	1:06.391
8	5	Lorn MURRAY	Ford Fiesta ST	2000	ST	12	13:45.099	42.752	1:05.970	11	1:06.520
Not classified											
DNF	19	Aiden WARD	Ford Fiesta ST	2000	ST	1	3:58.108	DNF	3:48.702	1	

Margin of Victory	Avg. Speed	Best Lap Tm	Best Speed	Best Lap by
0.989	69.956	1:03.412	71.924	54 - Steven McNAB

Clerk of the Course.

Orbits

 Sig : Time :
 Chief Timekeeper : Ian Sharp (SMART Timing)

 Results available at www.speedhive.com and www.smart-timing.co.uk

Printed: 16/09/2018 14:42:08



SMRC Scottish Championship Raceday AC
Lapchart
SMTA Hot Hatch & Fiesta Championship
Knockhill 1.267 miles
Race 8 - 2nd Race
16/09/2018 14:20
Race (12 Laps) started at 14:24:49

Competitors	Laps													
	0	1	2	3	4	5	6	7	8	9	10	11	12	
Steven McNAB (54)	1	54	54	54	54	54	888	888	888	888	888	888	888	888
Wayne MacCAULAY (1)	2	1	888	888	888	888	54	54	54	54	54	54	54	54
Blair MURDOCH (85)	3	85	1	1	1	1	1	1	1	1	1	1	1	1
Stewart SCOTT (3)	4	3	85	3	3	3	3	3	3	3	3	3	3	3
Stephen WARD (55)	5	55	3	55	55	55	55	55	55	55	55	55	85	85
Peter CRUICKSHANK (61)	6	61	55	61	61	61	61	61	61	61	61	85	55	55
Yumen LAI (888)	7	888	61	5	5	5	5	5	5	5	85	61	61	61
Lorn MURRAY (5)	8	5	5	85	85	85	85	85	85	85	5	5	5	5
Aiden WARD (19)	9	19	19											

Margin of Victory	Avg. Speed	Best Lap Tm	Best Speed	Best Lap by
0.989	69.956	1:03.412	71.924	54 - Steven McNAB

Clerk of the Course.
Orbits

 Sig : _____ Time : _____
 Chief Timekeeper : Ian Sharp (SMART Timing)
 Results available at www.speedhive.com and www.smart-timing.co.uk


Scottish Fiesta ST Championship



Pos	Car No.	Name	Knockhill		Knockhill AC		Anglesay		Knockhill		Knockhill			Knockhill AC		Knockhill		Total	Diff
			1	2	3	4	5	6	7	8	9	10	11	12	12a	14	15		
1	1	Wayne MacCAULAY	7	25	25	25	42	35	25	25	25	25	25	20	25			329	
2	85	Blair MURDOCH	10	9	20	14	55	26	16	16	20	20	20	25	16			267	-62
3	3	Stewart SCOTT			10	10	40	24	14	9	16	9	14	16	20			182	-85
4	5	Lorn MURRAY	8	5	9	9	39	19	12	12	10	12	12	9	10			166	-16
5	61	Peter CRUICKSHANK	25	16			46	20	10	14				12	12			155	-11
6	37	Russell MORGAN	20	14	12	12					12	16	16					102	-53
7	95	Paul CURTIS					50	30	DNF	8								88	-14
8	24	Steven GRAY	12	8			44	22										86	-2
9	27	Cameron BRYANT	16	20	16	20												72	-14
10=	14	John BALFOUR	DNF	10	14	16	20	DNS										60	-12
10=	19	Aiden WARD	9	6					8	7	DNF	10	10	10	DNF			60	0
12	55	Stephen WARD	DNF	7					9	10				14	14			54	-6
12=	18	Barry FARQUHARSON							20	20								40	-14
14	54	Nicholas FORSYTH									14	14	9					37	-3
15	3	Ryan STIRLING	14	12														26	-11
16	98	Gordon HASTON			8	8												16	-10

SMRC Scottish Championship Raceday AC

Sorted on Laps

Celtic Speed Mini Cooper Cup

Knockhill 1.267 miles

Race 9 - 2nd Race - AMENDED RESULT

16/09/2018 14:45

Race (10 Laps) started at 14:48:45

Pos	No.	Name	Make/Model	CC	Class Code	Laps	Total Tm	Diff	Best Tm	In Lap	2nd Best
1	5	David SLEIGH	Mini Cooper	1600	SM	10	12:21.929		1:03.548	7	1:03.550
2	91	Robbie DALGLEISH	Mini Cooper	1600	SM	10	12:23.418	1.489	1:03.540	9	1:03.807
3	7	Michael WEDDELL	Mini Cooper	1600	SMN	10	12:24.497	2.568	1:03.872	10	1:03.974
4	4	Dominic WHEATLEY	Mini Cooper	1600	SM	10	12:30.339	8.410	1:03.776	10	1:04.203
5	23	Ian MUNRO	Mini Cooper	1600	SM	10	12:30.632	8.703	1:03.695	10	1:04.442
6	85	Gary CLARK	Mini Cooper	1600	Guest	10	12:33.947	12.018	1:04.533	8	1:05.154
7	24	John DUNCAN	Mini Cooper	1600	SM	10	12:36.911	14.982	1:05.024	4	1:05.588
8	52	Simon HOLDERNESS	Mini Cooper	1600	SM	10	12:37.667	15.738	1:04.620	5	1:04.663
9	30	Gordon LONG	Mini Cooper	1600	SMN	10	12:38.986	17.057	1:04.968	9	1:05.149
10	41	Neil METHVEN	Mini Cooper	1600	Guest	10	12:40.008	18.079	1:04.548	9	1:05.150
11	8	Hannah CHAPMAN	Mini Cooper	1600	SM L	10	12:44.371	22.442	1:05.029	10	1:05.045
12	77	Ashleigh MORRIS	Mini Cooper	1600	SM L	10	12:52.450	30.521	1:05.471	5	1:06.231
13	11	Richard SUTHERLAND	Mini Cooper	1600	Guest	10	12:56.599	34.670	1:06.615	7	1:07.003
14	16	Craig DILLON	Mini Cooper	1600	SMN	10	12:59.278	37.349	1:05.513	7	1:05.551
15	55	Fiona KINDNESS	Mini Cooper	1600	SM L	10	12:59.425	37.496	1:05.087	7	1:05.164
16	21	Ross WILKINSON	Mini Cooper	1600	SMN	10	13:06.560	44.631	1:04.794	9	1:04.938
Not classified											
DNF	19	Ian WALSH	Mini Cooper	1600	Guest		8.022	DNF		0	
DQ	81	Douglas SIMPSON	Mini Cooper	1600	SM	10	12:37.283	DQ	1:05.235	6	1:05.425

Announcements

Race distance increased to 10 Laps - 1 Lap completed behind the Safety Car.

15:35 AMENDED RESULT - Car No.81 Disqualified C1.1.5

Margin of Victory	Avg. Speed	Best Lap Tm	Best Speed	Best Lap by
1.489	61.473	1:03.540	71.779	91 - Robbie DALGLEISH

Clerk of the Course.

Orbits

Sig : Time :

Chief Timekeeper : Ian Sharp (SMART Timing)

 Results available at www.speedhive.com and www.smart-timing.co.uk

Printed: 16/09/2018 15:41:42



SMRC Scottish Championship Raceday AC

Celtic Speed Mini Cooper Cup

Knockhill 1.267 miles

Race 9 - 2nd Race - AMENDED RESULT

16/09/2018 14:45

Race (10 Laps) started at 14:48:45

Lap	Time of Day	Lap Tm	S1	S2	S3	SFSpd	S1Spd	Lap	Time of Day	Lap Tm	S1	S2	S3	SFSpd	S1Spd
3	14:53:48.180	1:38.755	38.636	35.766	24.353	33.079	29.681								
4	14:54:56.618	1:08.438	20.228	24.423	23.787	86.757	75.863								
5	14:56:04.159	1:07.541	19.659	24.064	23.818	86.984	75.863								
6	14:57:11.162	1:07.003	19.479	23.829	23.695	86.419	75.604								
7	14:58:17.777	1:06.615	19.399	23.537	23.679	86.531	75.432								
8	14:59:27.476	1:09.699	19.356	25.613	24.730	86.757	75.518								
9	15:00:34.790	1:07.314	19.385	23.772	24.157	84.982	75.950								
10	15:01:42.418	1:07.628	19.413	24.390	23.825	85.750	75.518								
(16) Craig DILLON															
1	14:50:12.095	1:15.747	22.359	26.749	26.639	69.009	77.185								
2	14:52:07.249	1:55.154	27.721	45.273	42.160	64.023	43.181								
3	14:53:46.660	1:39.411	38.202	37.521	23.688	35.729	29.224								
4	14:54:52.986	1:06.326	19.502	23.894	22.930	92.945	78.184								
5	14:55:58.537	1:05.551	19.280	23.798	22.473	94.264	78.553								
6	14:57:04.193	1:05.656	19.421	23.803	22.432	94.802	78.833								
7	14:58:09.706	1:05.513	19.443	23.310	22.760	94.398	78.184								
8	14:59:31.477	1:21.771	19.205	36.278	26.288	93.468	77.636								
9	15:00:38.955	1:07.478	20.913	23.715	22.850	85.091	74.502								
10	15:01:45.097	1:06.142	19.130	24.094	22.918	88.726	77.909								
(55) Fiona KINDNESS															
1	14:50:11.393	1:15.339	22.297	26.736	26.306	67.127	77.006								
2	14:52:06.587	1:55.194	27.871	45.122	42.201	61.647	42.248								
3	14:53:45.831	1:39.244	38.085	37.786	23.373	35.538	29.881								
4	14:54:52.654	1:06.823	19.437	24.546	22.840	93.600	79.398								
5	14:55:58.244	1:05.590	19.292	23.825	22.473	93.997	79.303								
6	14:57:04.838	1:06.594	19.395	24.747	22.452	94.667	79.020								
7	14:58:09.925	1:05.087	19.055	23.615	22.417	93.997	79.398								
8	14:59:34.627	1:24.702	19.249	25.093	40.360	94.802	78.368								
9	15:00:40.080	1:05.453	19.239	23.720	22.494	89.323	78.739								
10	15:01:45.244	1:05.164	18.951	23.823	22.390	92.172	79.588								
(21) Ross WILKINSON															
1	14:50:03.968	1:09.871	21.535	24.252	24.084	61.081	77.817								
2	14:51:59.532	1:55.564	27.263	45.970	42.331	66.857	40.058								
3	14:53:41.508	1:41.976	38.662	40.053	23.261	42.194	30.030								
4	14:54:46.446	1:04.938	19.023	23.346	22.569	93.864	79.114								
5	14:55:51.435	1:04.989	19.245	23.096	22.648	93.600	79.114								
6	14:56:57.032	1:05.597	19.258	23.735	22.604	93.600	78.833								
7	14:58:02.163	1:05.131	19.279	23.268	22.584	93.864	77.364								
8	14:59:08.325	1:06.162	19.193	23.401	23.568	92.686	77.364								
9	15:00:13.119	1:04.794	19.574	22.705	22.515	89.927	78.646								
10	15:01:52.379	1:39.260	19.002	55.723	24.535	93.468	78.460								
(81) Douglas SIMPSON															
1	14:50:08.397	1:14.024	21.517	26.566	25.941	62.813	77.274								
2	14:52:02.396	1:53.999	25.827	45.907	42.265	63.291	43.041								
3	14:53:42.942	1:40.546	38.132	39.032	23.382	37.738	27.667								
4	14:54:48.871	1:05.929	19.597	23.537	22.795	90.663	77.909								
5	14:55:54.429	1:05.558	19.089	23.510	22.959	91.286	78.000								
6	14:56:59.664	1:05.235	19.352	23.280	22.603	90.787	77.636								
7	14:58:05.373	1:05.709	19.570	23.340	22.799	91.790	76.474								
8	14:59:10.798	1:05.425	19.287	23.183	22.955	92.300	77.274								
9	15:00:16.597	1:05.799	19.340	23.615	22.844	92.557	78.276								
10	15:01:23.102	1:06.505	19.432	24.297	22.776	91.036	78.092								

Clerk of the Course.

Sig : Time :

Chief Timekeeper : Ian Sharp (SMART Timing)

 Results available at www.speedhive.com and www.smart-timing.co.uk

Printed: 16/09/2018 15:47:25

Orbits



SMRC Scottish Championship Raceday AC

Lapchart

Celtic Speed Mini Cooper Cup

Knockhill 1.267 miles

Race 9 - 2nd Race

16/09/2018 14:45

Race (10 Laps) started at 14:48:45

Competitors	Laps										
	0	1	2	3	4	5	6	7	8	9	10
David SLEIGH (5)	1	5	5	5	5	5	5	5	5	5	5
Michael WEDDELL (7)	2	7	7	7	7	7	7	91	91	91	91
John DUNCAN (24)	3	24	91	91	91	91	91	7	7	7	7
Robbie DALGLEISH (91)	4	91	21	24	24	24	21	21	4	4	4
Ian WALSH (19)	5	19	24	21	21	21	4	4	4	23	23
Ross WILKINSON (21)	6	21	4	4	4	4	24	23	23	21	21
Douglas SIMPSON (81)	7	81	85	85	85	85	24	24	85	85	24
Dominic WHEATLEY (4)	8	4	81	81	81	23	23	85	85	24	24
Gary CLARK (85)	9	85	23	23	23	81	81	81	52	52	52
Gordon LONG (30)	10	30	41	41	41	52	52	52	81	81	81
Richard SUTHERLAND (11)	11	11	52	52	52	30	30	41	41	30	30
Neil METHVEN (41)	12	41	30	30	30	41	41	30	30	41	41
Ian MUNRO (23)	13	23	55	55	55	55	16	16	8	8	77
Ashleigh MORRIS (77)	14	77	16	16	16	16	55	55	77	77	11
Fiona KINDNESS (55)	15	55	77	77	77	77	77	8	11	11	16
Simon HOLDERNESS (52)	16	52	11	11	8	8	8	8	77	16	16
Craig DILLON (16)	17	16	8	8	11	11	11	11	11	55	55
Hannah CHAPMAN (8)	18	8									

Margin of Victory	Avg. Speed	Best Lap Tm	Best Speed	Best Lap by
1.489	61.473	1:03.540	71.779	91 - Robbie DALGLEISH

Clerk of the Course.

Orbits

Sig : Time :
Chief Timekeeper : Ian Sharp (SMART Timing)

Results available at www.speedhive.com and www.smart-timing.co.uk

Printed: 16/09/2018 15:08:36



SMRC Scottish Championship Raceday AC

Celtic Speed Mini Cooper Cup

Knockhill 1.267 miles

Race 15 - 3rd Race - AMENDED GRID

16/09/2018 17:10

Race (9 Laps)



Top 7 reversed

POLE POSITION

1	1 24 John DUNCAN	2 85 Gary CLARK
2	3 23 Ian MUNRO	4 4 Dominic WHEATLEY
3	5 7 Michael WEDDELL	6 91 Robbie DALGLEISH
4	7 5 David SLEIGH	8 52 Simon HOLDERNESS
5	9 30 Gordon LONG	10 41 Neil METHVEN
6	11 8 Hannah CHAPMAN	12 77 Ashleigh MORRIS
7	13 11 Richard SUTHERLAND	14 16 Craig DILLON
8	15 55 Fiona KINDNESS	16 21 Ross WILKINSON
9	17 19 Ian WALSH	18 81 Douglas SIMPSON

Clerk of the Course.

Orbits

Sig : Time :

Chief Timekeeper : Ian Sharp (SMART Timing)

Results available at www.speedhive.com and www.smart-timing.co.uk

Printed: 16/09/2018 15:41:24





Race Results



Bulletin No. _____

SMRC Scottish Championship Raceday AC

Sorted on Laps

Scottish Legends Championship

Knockhill 1.267 miles

Race 10 - Heat 2 - AMENDED RESULT

16/09/2018 15:10

Race (8 Laps) started at 15:12:17

Pos	No.	Name	Make/Model	CC	Class Code	Laps	Total Tm	Diff	Best Tm	In Lap	2nd Best
1	7	Duncan VINCENT	Ford Coupe	1250	LT	8	8:02.513		59.440	7	59.518
2	6	David HUNTER	Ford Coupe	1250	L	8	8:07.603	5.090	59.700	6	59.700
3	71	Ryan McLEISH	Ford Coupe	1250	L	8	8:07.717	5.204	59.698	8	1:00.121
4	52	Stewart BLACK	Ford Coupe	1250	L	8	8:08.564	6.051	59.799	3	59.950
5	8	Jordan HODGSON	Ford Coupe	1250	L	8	8:10.022	7.509	59.527	4	59.882
6	22	Ben MASON	Chevy Sedan	1250	L	8	8:10.151	7.638	59.525	4	59.874
7	5	Michael PAXTON	Ford Coupe	1250	L	8	8:13.334	10.821	59.170	3	59.440
8	15	Steven McGILL	Ford Coupe	1250	L	8	8:13.425	10.912	1:00.427	2	1:00.773
9	60	David NEWALL	Ford Coupe	1250	L	8	8:16.561	14.048	59.614	3	1:00.331
10	17	Billy WAIT	37 Ford	1250	L	8	8:19.138	16.625	1:00.866	6	1:01.575
11	86	Jon CRITCHLOW	Chevy Sedan	1250	LR	8	8:29.687	27.174	1:01.899	3	1:02.286
12	33	Kieran BEATY	Ford Coupe	1250	L	8	8:31.858	29.345	1:02.172	4	1:02.463
13	30	Mark FRENCH	Ford Coupe	1250	LR	8	8:32.936	30.423	1:02.964	3	1:03.014
14	4	Colin McNEILL	Ford Coupe	1250	L	8	8:43.587	41.074	1:01.540	4	1:01.905
15	85	Mark BEATY	Ford Coupe	1250	L	8	8:45.090	42.577	1:00.171	5	1:00.866

Not classified

DNF	37	Ivor GREENWOOD	Ford Coupe	1250	L	2	2:05.833	DNF	1:00.754	2	1:03.810
DNS	16	John BUSHBY	Ford Coupe	1250	L			DNS		0	

Announcements

16:10 - AMENDED RESULT - Car No.52 - Racetime includes 2 second penalty - C2.3 Gaining advantage

Margin of Victory	Avg. Speed	Best Lap Tm	Best Speed	Best Lap by
5.090	75.618	59.170	77.080	5 - Michael PAXTON

Clerk of the Course.

Orbits

Sig : Time :
Chief Timekeeper : Ian Sharp (SMART Timing)

Results available at www.speedhive.com and www.smart-timing.co.uk

Printed: 16/09/2018 16:15:25





SMRC Scottish Championship Raceday AC

Scottish Legends Championship

Knockhill 1.267 miles

Race 10 - Heat 2 - AMENDED RESULT

16/09/2018 15:10

Race (8 Laps) started at 15:12:17

Lap	Time of Day	Lap Tm	S1	S2	S3	SFSpd	S1Spd	Lap	Time of Day	Lap Tm	S1	S2	S3	SFSpd	S1Spd
(7) Duncan VINCENT															
1	15:13:21.735	1:03.604	18.615	23.527	21.462	89.323	93.468	3	15:15:24.009	1:01.181	17.976	22.438	20.767	105.319	93.468
2	15:14:21.253	59.518	17.403	21.773	20.342	107.360	92.816	4	15:16:24.782	1:00.773	17.755	22.263	20.755	105.319	93.337
3	15:15:20.794	59.541	17.551	21.721	20.269	103.838	93.076	5	15:17:25.750	1:00.968	17.842	22.019	21.107	104.327	91.160
4	15:16:20.788	59.994	17.807	21.790	20.397	103.353	92.686	6	15:18:26.958	1:01.208	17.970	22.286	20.952	101.770	91.790
5	15:17:20.452	59.664	17.520	21.772	20.372	102.714	92.945	7	15:19:28.097	1:01.139	18.013	22.167	20.959	101.926	94.130
6	15:18:20.191	59.739	17.729	21.754	20.256	101.305	91.917	8	15:20:30.688	1:02.591	19.159	22.286	21.146	102.556	91.286
7	15:19:19.631	59.440	17.394	21.786	20.260	102.083	92.686	(60) David NEWALL							
8	15:20:19.776	1:00.145	17.571	21.921	20.653	102.398	92.172	1	15:13:26.105	1:07.037	21.989	23.722	21.326	92.172	79.303
(6) David HUNTER															
1	15:13:24.080	1:04.825	19.351	23.980	21.494	93.997	90.787	2	15:14:27.583	1:01.478	17.909	22.262	21.307	104.986	92.686
2	15:14:23.919	59.839	17.674	22.172	19.993	107.360	94.264	3	15:15:27.197	59.614	17.472	21.822	20.320	103.193	90.049
3	15:15:24.206	1:00.287	17.798	22.183	20.306	108.059	93.206	4	15:16:30.263	1:03.066	18.286	23.050	21.730	104.655	91.917
4	15:16:25.093	1:00.887	18.001	22.310	20.576	108.235	93.732	5	15:17:31.432	1:01.169	17.837	21.714	21.618	100.084	89.563
5	15:17:25.637	1:00.544	17.661	22.421	20.462	107.883	94.130	6	15:18:32.939	1:01.507	17.799	22.956	20.752	98.893	89.323
6	15:18:25.337	59.700	17.327	22.313	20.060	105.319	94.130	7	15:19:33.270	1:00.331	17.700	21.902	20.729	99.188	90.293
7	15:19:25.166	59.829	17.956	21.668	20.205	106.500	93.468	8	15:20:33.824	1:00.554	17.720	22.054	20.780	100.539	89.203
8	15:20:24.866	59.700	17.388	22.021	20.291	104.655	92.816	(17) Billy WAIT							
(71) Ryan McLEISH															
1	15:13:22.872	1:04.831	19.597	23.432	21.802	88.964	92.300	1	15:13:23.653	1:05.377	19.976	23.219	22.182	86.984	89.443
2	15:14:23.188	1:00.316	18.104	22.067	20.145	107.014	93.600	2	15:14:25.300	1:01.647			20.810	104.000	
3	15:15:23.686	1:00.498	17.350	22.504	20.644	108.766	93.997	3	15:15:27.134	1:01.834		22.712	21.197	107.014	91.411
4	15:16:24.274	1:00.588	17.899	22.067	20.622	102.714	91.036	4	15:16:30.225	1:03.091	18.074	23.184	21.833	102.714	92.300
5	15:17:24.730	1:00.456	17.574	22.099	20.783	101.770	91.790	5	15:17:32.378	1:02.153	18.576	22.220	21.357	99.336	90.540
6	15:18:25.161	1:00.431	17.962	21.910	20.559	100.387	90.663	6	15:18:33.244	1:00.866	17.835	22.403	20.628	101.615	90.663
7	15:19:25.282	1:00.127	18.060	21.917	20.144	100.235	90.787	7	15:19:34.826	1:01.582	17.618	22.922	21.042	103.514	92.172
8	15:20:24.980	59.698	17.557	21.902	20.239	106.671	92.816	8	15:20:36.401	1:01.575	17.996	22.585	20.994	102.240	89.323
(52) Stewart BLACK															
1	15:13:21.633	1:03.984	18.655	23.761	21.568	86.083	91.411	(86) Jon CRITCHLOW							
2	15:14:22.214	1:00.581	18.000	21.952	20.629	101.926	92.945	1	15:13:25.385	1:07.388	20.605	25.460	21.323	86.644	86.984
3	15:15:22.013	59.799	17.460	21.833	20.506	103.514	92.945	2	15:14:28.992	1:03.607	18.484	23.146	21.977	105.990	90.911
4	15:16:22.816	1:00.803	17.859	22.441	20.503	102.714	92.816	3	15:15:30.891	1:01.899	18.141	22.986	20.772	103.033	90.787
5	15:17:22.766	59.950	17.650	21.956	20.344	104.163	94.264	4	15:16:33.177	1:02.286	18.313	22.530	21.443	105.486	91.160
6	15:18:23.230	1:00.464	17.839	22.043	20.582	103.353	93.076	5	15:17:36.609	1:03.432	18.735	23.345	21.352	102.240	89.083
7	15:19:23.800	1:00.570	17.805	22.186	20.579	100.691	90.911	6	15:18:40.060	1:03.451	18.729	22.779	21.943	99.485	90.911
8	15:20:23.827	1:00.027	17.742	21.714	20.571	100.539	91.663	7	15:19:43.973	1:03.913	18.544	23.099	22.270	96.035	89.323
(8) Jordan HODGSON															
1	15:13:24.293	1:04.892	19.734	24.163	20.995	91.036	93.206	8	15:20:46.950	1:02.977	18.976	22.799	21.202	97.158	89.323
2	15:14:25.369	1:01.076	18.038	22.998	20.040	108.944	92.945	(33) Kieran BEATY							
3	15:15:26.985	1:01.616	18.059	22.824	20.733	108.588	93.732	1	15:13:25.207	1:07.423	18.703	23.398	25.322	85.091	92.300
4	15:16:26.512	59.527	17.343	22.068	20.116	107.708	92.428	2	15:14:28.238	1:03.031	18.206	22.723	22.102	97.729	91.790
5	15:17:26.440	59.928	17.581	22.144	20.203	109.123	92.816	3	15:15:33.052	1:02.463	18.636	22.596	21.231	105.486	89.203
6	15:18:26.764	1:00.324	17.422	22.697	20.205	109.303	95.209	4	15:16:32.873	1:02.172	18.310	22.328	21.534	101.460	90.293
7	15:19:26.646	59.882	17.585	22.058	20.239	103.676	93.468	5	15:17:35.459	1:02.586	18.487	22.169	21.930	100.844	90.911
8	15:20:27.285	1:00.639	17.449	22.288	20.902	105.486	93.337	6	15:18:38.585	1:03.126	18.519	22.606	22.001	96.313	90.049
(22) Ben MASON															
1	15:13:24.244	1:04.956	19.497	24.052	21.407	94.130	87.905	7	15:19:43.965	1:05.380	18.785	23.986	22.609	90.171	85.309
2	15:14:25.377	1:01.133	18.044	22.515	20.574	108.059	92.557	8	15:20:49.121	1:05.156	18.998	23.819	22.339	93.997	86.871
3	15:15:27.054	1:01.677	18.454	22.601	20.622	105.653	92.172	(30) Mark FRENCH							
4	15:16:26.579	59.525	17.580	21.953	19.992	107.883	92.816	1	15:13:27.074	1:08.087	20.370	25.094	22.623	89.083	85.529
5	15:17:26.508	59.929	17.775	22.054	20.100	109.123	93.076	2	15:14:30.088	1:03.014	18.543	23.027	21.444	101.460	87.905
6	15:18:26.913	1:00.405	17.797	22.398	20.210	109.483	92.816	3	15:15:33.052	1:02.964	18.555	23.041	21.368	100.691	88.021
7	15:19:26.787	59.874	17.946	21.898	20.030	101.460	91.663	4	15:16:36.130	1:03.078	18.208	23.040	21.830	99.784	87.673
8	15:20:27.414	1:00.627	17.463	22.250	20.914	106.330	94.130	5	15:17:39.685	1:03.555	18.378	23.036	22.141	95.758	87.673
(5) Michael PAXTON															
1	15:13:22.460	1:04.078	18.940	23.577	21.561	93.468	86.871	6	15:18:43.743	1:04.058	18.531	22.975	22.552	95.346	86.306
2	15:14:22.985	1:00.525	18.102	22.274	20.149	108.235	93.468	7	15:19:47.151	1:03.408	18.551	23.064	21.793	92.686	87.442
3	15:15:22.155	59.170	17.274	21.710	20.186	109.483	93.076	8	15:20:50.199	1:03.048	18.360	23.125	21.563	96.593	87.673
4	15:16:22.745	1:00.590	17.460	22.387	20.743	107.534	91.663	(4) Colin McNEILL							
5	15:17:22.736	59.991	17.608	21.901	20.482	104.327	92.300	1	15:13:27.676	1:08.177	20.068	25.590	22.519	89.927	92.945
6	15:18:28.762	1:06.026	17.764	27.789	20.473	100.997	91.286	2	15:14:30.241	1:02.565	18.074	23.497	20.994	105.152	86.871
7	15:19:28.202	59.440	17.481	21.530	20.429	103.353	91.917	3	15:15:32.146	1:01.905	17.975	22.924	21.006	106.500	91.286
8															



SMRC Scottish Championship Raceday AC

Scottish Legends Championship

Knockhill 1.267 miles

Race 10 - Heat 2 - AMENDED RESULT

16/09/2018 15:10

Race (8 Laps) started at 15:12:17

Lap	Time of Day	Lap Tm	S1	S2	S3	SFSpd	S1Spd	Lap	Time of Day	Lap Tm	S1	S2	S3	SFSpd	S1Spd
7	15:19:59.643	1:00.874	17.953	22.033	20.888	98.599	90.911								
8	15:21:02.353	1:02.710	17.860	22.006	22.844	100.691	91.411								
(37) Ivor GREENWOOD															
1	15:13:22.342	1:03.810	18.719	23.422	21.669	90.540	95.209								
2	15:14:23.096	1:00.754	17.638	22.089	21.027	105.653	93.076								

Clerk of the Course.

Orbits

Sig : Time :

Chief Timekeeper : Ian Sharp (SMART Timing)

Results available at www.speedhive.com and www.smart-timing.co.uk

Printed: 16/09/2018 16:15:51



SMRC Scottish Championship Raceday AC

Lapchart

Scottish Legends Championship

Knockhill 1.267 miles

Race 10 - Heat 2

16/09/2018 15:10

Race (8 Laps) started at 15:12:17

Competitors	Laps									
		0	1	2	3	4	5	6	7	8
Stewart BLACK (52)	1	52	52	7	7	7	7	7	7	7
Kieran BEATY (33)	2	33	7	52	52	5	5	52	52	52
Steven McGILL (15)	3	15	37	15	5	52	52	71	6	6
Jon CRITCHLOW (86)	4	86	15	5	71	71	71	6	71	71
Ryan McLEISH (71)	5	71	5	37	15	15	6	8	8	8
Duncan VINCENT (7)	6	7	71	71	6	6	15	22	22	22
Billy WAIT (17)	7	17	17	6	8	8	8	15	15	5
Michael PAXTON (5)	8	5	6	17	22	22	22	5	5	15
Ivor GREENWOOD (37)	9	37	85	8	17	17	60	60	60	60
Mark BEATY (85)	10	85	22	22	60	60	17	17	17	17
Mark FRENCH (30)	11	30	8	60	33	33	33	33	33	86
David NEWALL (60)	12	60	33	33	86	86	86	86	86	33
David HUNTER (6)	13	6	86	86	4	4	4	30	30	30
Ben MASON (22)	14	22	60	30	30	30	30	4	4	4
Jordan HODGSON (8)	15	8	30	4	85	85	85	85	85	85
Colin McNEILL (4)	16	4	4	85						

Margin of Victory	Avg. Speed	Best Lap Tm	Best Speed	Best Lap by
4.051	75.618	59.170	77.080	5 - Michael PAXTON

Clerk of the Course.

Orbits

Sig : Time :
 Chief Timekeeper : Ian Sharp (SMART Timing)
 Results available at www.speedhive.com and www.smart-timing.co.uk





Race Results



Bulletin No. _____

SMRC Scottish Championship Raceday AC

Sorted on Laps

Scottish Legends Championship

Knockhill 1.267 miles

Race 10 - Heat 2

16/09/2018 15:10

Race (8 Laps) started at 15:12:17

Pos	No.	Name	Make/Model	CC	Class Code	Laps	Total Tm	Diff	Best Tm	In Lap	2nd Best
1	7	Duncan VINCENT	Ford Coupe	1250	LT	8	8:02.513		59.440	7	59.518
2	52	Stewart BLACK	Ford Coupe	1250	L	8	8:06.564	4.051	59.799	3	59.950
3	6	David HUNTER	Ford Coupe	1250	L	8	8:07.603	5.090	59.700	6	59.700
4	71	Ryan McLEISH	Ford Coupe	1250	L	8	8:07.717	5.204	59.698	8	1:00.121
5	8	Jordan HODGSON	Ford Coupe	1250	L	8	8:10.022	7.509	59.527	4	59.882
6	22	Ben MASON	Chevy Sedan	1250	L	8	8:10.151	7.638	59.525	4	59.874
7	5	Michael PAXTON	Ford Coupe	1250	L	8	8:13.334	10.821	59.170	3	59.440
8	15	Steven McGILL	Ford Coupe	1250	L	8	8:13.425	10.912	1:00.427	2	1:00.773
9	60	David NEWALL	Ford Coupe	1250	L	8	8:16.561	14.048	59.614	3	1:00.331
10	17	Billy WAIT	37 Ford	1250	L	8	8:19.138	16.625	1:00.866	6	1:01.575
11	86	Jon CRITCHLOW	Chevy Sedan	1250	LR	8	8:29.687	27.174	1:01.899	3	1:02.286
12	33	Kieran BEATY	Ford Coupe	1250	L	8	8:31.858	29.345	1:02.172	4	1:02.463
13	30	Mark FRENCH	Ford Coupe	1250	LR	8	8:32.936	30.423	1:02.964	3	1:03.014
14	4	Colin McNEILL	Ford Coupe	1250	L	8	8:43.587	41.074	1:01.540	4	1:01.905
15	85	Mark BEATY	Ford Coupe	1250	L	8	8:45.090	42.577	1:00.171	5	1:00.866
Not classified											
DNF	37	Ivor GREENWOOD	Ford Coupe	1250	L	2	2:05.833	DNF	1:00.754	2	1:03.810
DNS	16	John BUSHBY	Ford Coupe	1250	L			DNS		0	

Margin of Victory	Avg. Speed	Best Lap Tm	Best Speed	Best Lap by
4.051	75.618	59.170	77.080	5 - Michael PAXTON

Clerk of the Course.

Orbits

Sig : Time :
Chief Timekeeper : Ian Sharp (SMART Timing)

Results available at www.speedhive.com and www.smart-timing.co.uk

Printed: 16/09/2018 15:28:30



SMRC Scottish Championship Raceday AC

Sorted on Laps

Scottish Formula Ford 1600 Championship

Knockhill 1.267 miles

Race 11 - 2nd Race

16/09/2018 15:30

Race (12 Laps) started at 15:30:23

Pos	No.	Name	Make/Model	CC	Class Code	Laps	Total Tm	Diff	Best Tm	In Lap	2nd Best
1	1	Ross MARTIN	Ray GR17	1600	FFA	12	11:04.710		54.376	11	54.438
2	88	Sebastian MELROSE	Ray GR18	1600	FFA	12	11:11.475	6.765	54.805	10	54.943
3	4	Ciaran HAGGERTY	Mygale 08	1600	Guest	12	11:13.481	8.771	55.148	9	55.153
4	33	Jordan GRONKOWSKI	Van Diemen JL012K	1600	FFA	12	11:18.643	13.933	55.028	8	55.197
5	70	Gary SYKES	Ray GR10	1600	FFA	12	11:18.645	13.935	55.487	10	55.605
6	3	Neil BROOME	Ray GR17	1600	FFA	12	11:25.557	20.847	55.386	10	55.444
7	30	Steven BARLOW	Ray GR09	1600	FFA	12	11:27.525	22.815	55.719	12	56.002
8	92	Matthew CHISHOLM	Van Diemen RF00	1600	FFA	12	11:27.817	23.107	55.350	12	55.712
Not classified											
DNF	29	Ross HOWE	Van Diemen RF99	1600	FFA	11	10:35.694	DNF	55.506	11	55.777

Margin of Victory	Avg. Speed	Best Lap Tm	Best Speed	Best Lap by
6.765	82.337	54.376	83.876	1 - Ross MARTIN

Clerk of the Course.

Orbits

Sig : Time :
Chief Timekeeper : Ian Sharp (SMART Timing)

Results available at www.speedhive.com and www.smart-timing.co.uk

Printed: 16/09/2018 15:44:01



SMRC Scottish Championship Raceday AC

Scottish Formula Ford 1600 Championship

Knockhill 1.267 miles

Race 11 - 2nd Race

16/09/2018 15:30

Race (12 Laps) started at 15:30:23

Lap	Time of Day	Lap Tm	S1	S2	S3	SFSpd	S1Spd
(1) Ross MARTIN							
1	15:31:26.216	57.117	17.660	20.349	19.108	71.458	94.398
2	15:32:21.643	55.427	16.376	20.213	18.838	109.845	95.073
3	15:33:16.785	55.142	16.344	19.956	18.842	110.760	95.483
4	15:34:11.697	54.912	16.245	19.969	18.698	110.760	96.035
5	15:35:06.514	54.817	16.284	19.867	18.666	111.130	96.035
6	15:36:01.245	54.731	16.198	19.826	18.707	111.879	95.758
7	15:36:55.862	54.617	16.216	19.773	18.628	112.257	96.035
8	15:37:50.315	54.453	16.181	19.656	18.616	112.637	96.174
9	15:38:44.753	54.438	16.143	19.701	18.594	112.447	96.174
10	15:39:39.307	54.554	16.145	19.823	18.586	112.829	96.593
11	15:40:33.683	54.376	16.173	19.605	18.598	112.829	96.453
12	15:41:28.446	54.763	16.216	19.737	18.810	112.637	96.174
(88) Sebastian MELROSE							
1	15:31:28.150	57.585	17.831	20.783	18.971	79.779	94.130
2	15:32:23.854	55.704	16.522	20.387	18.795	114.186	94.802
3	15:33:19.217	55.363	16.344	20.227	18.792	112.637	95.346
4	15:34:14.464	55.247	16.489	20.014	18.744	111.503	95.620
5	15:35:10.047	55.583	16.451	20.147	18.985	111.691	95.209
6	15:36:05.233	55.186	16.333	20.110	18.743	112.257	95.483
7	15:37:00.302	55.069	16.271	20.107	18.691	112.637	95.483
8	15:37:55.486	55.184	16.284	20.225	18.675	113.213	95.483
9	15:38:50.514	55.028	16.213	20.105	18.710	112.829	95.758
10	15:39:45.319	54.805	16.182	19.866	18.757	113.020	95.620
11	15:40:40.268	54.949	16.213	19.939	18.797	112.829	95.620
12	15:41:35.211	54.943	16.203	19.969	18.771	112.637	96.035
(4) Claran HAGGERTY							
1	15:31:27.704	58.008	18.138	20.574	19.296	72.235	92.044
2	15:32:23.858	56.154	16.548	20.358	19.248	109.123	92.557
3	15:33:19.532	55.674	16.667	20.172	18.835	108.059	93.864
4	15:34:15.197	55.665	16.511	20.244	18.910	112.067	93.864
5	15:35:10.497	55.300	16.425	20.055	18.820	110.945	93.337
6	15:36:05.713	55.216	16.280	19.926	19.010	112.637	94.264
7	15:37:00.990	55.277	16.472	20.048	18.757	112.447	93.337
8	15:37:56.191	55.201	16.301	20.106	18.794	112.447	94.130
9	15:38:51.339	55.148	16.382	19.905	18.861	112.067	93.864
10	15:39:46.492	55.153	16.329	19.992	18.832	111.503	93.732
11	15:40:41.834	55.342	16.421	19.991	18.930	110.945	93.600
12	15:41:37.217	55.383	16.389	20.034	18.960	110.392	93.864
(33) Jordan GRONKOWSKI							
1	15:31:28.376	58.066	18.162	20.950	18.954	74.586	92.557
2	15:32:24.632	56.256	16.704	20.571	18.981	115.375	94.130
3	15:33:20.842	56.210	16.642	20.447	18.614	111.879	94.264
4	15:34:16.505	55.663	16.633	20.278	18.870	111.503	94.532
5	15:35:12.524	56.019	17.065	20.145	18.809	114.579	96.035
6	15:36:08.148	55.624	16.877	20.035	18.712	115.175	95.483
7	15:37:04.323	56.175	16.855	20.505	18.815	117.206	95.209
8	15:37:59.351	55.028	16.279	20.175	18.574	114.579	95.896
9	15:38:54.489	56.138	17.414	19.929	18.795	117.000	95.209
10	15:39:50.686	55.197	16.488	20.044	18.665	115.576	96.174
11	15:40:46.691	56.005	17.127	20.089	18.789	112.829	96.313
12	15:41:42.379	55.688	17.096	19.862	18.730	111.317	96.174
(70) Gary SYKES							
1	15:31:27.736	57.844	18.236	20.725	18.883	74.170	92.428
2	15:32:24.477	56.741	16.952	20.686	19.103	110.576	93.337
3	15:33:20.664	56.187	16.966	20.265	18.956	111.691	94.264
4	15:34:16.445	55.781	16.633	20.278	18.870	111.503	94.532
5	15:35:12.261	55.816	16.775	20.224	18.817	111.503	94.667
6	15:36:07.971	55.710	16.814	20.021	18.875	111.691	94.532
7	15:37:03.597	55.626	16.668	20.140	18.818	112.447	94.667
8	15:37:59.202	55.605	16.459	20.253	18.893	112.447	94.802
9	15:38:55.036	55.834	16.851	20.122	18.861	112.829	94.532
10	15:39:50.523	55.487	16.586	20.080	18.821	112.447	94.264
11	15:40:46.566	56.043	17.056	20.088	18.899	113.213	94.264
12	15:41:42.381	55.815	16.886	19.965	18.964	113.020	94.802
(3) Neil BROOME							
1	15:31:30.741	1:00.277	18.515	21.308	20.454	75.092	93.864
2	15:32:28.002	57.261	16.796	20.621	19.844	108.059	93.997

Lap	Time of Day	Lap Tm	S1	S2	S3	SFSpd	S1Spd
(30) Steven BARLOW							
3	15:33:24.830	56.828	16.586	20.918	19.324	109.663	94.398
4	15:34:21.140	56.310	16.453	20.860	18.997	111.130	94.937
5	15:35:17.907	56.767	16.574	20.368	19.825	110.576	94.398
6	15:36:13.815	55.908	16.565	20.301	19.042	110.026	94.398
7	15:37:09.259	55.444	16.378	20.191	18.875	111.503	94.264
8	15:38:05.503	56.244	16.886	20.461	18.897	112.067	93.468
9	15:39:01.458	55.955	16.224	20.829	18.902	112.637	94.532
10	15:39:56.844	55.386	16.187	20.281	18.918	112.447	95.346
11	15:40:53.420	56.576	16.610	20.244	19.722	112.637	93.864
12	15:41:49.293	55.873	16.357	20.521	18.995	111.691	95.073
(92) Matthew CHISHOLM							
1	15:31:30.797	59.143	17.888	21.766	19.489	80.650	93.864
2	15:32:28.458	57.661	17.126	21.268	19.267	110.392	94.802
3	15:33:25.474	57.016	16.750	21.046	19.220	110.576	94.802
4	15:34:22.287	56.813	17.110	20.626	19.077	110.392	94.667
5	15:35:18.649	56.362	16.837	20.548	18.977	110.576	94.398
6	15:36:14.833	56.184	16.592	20.529	19.063	111.317	95.073
7	15:37:11.167	56.334	16.596	20.632	19.106	111.691	95.073
8	15:38:07.184	56.017	16.401	20.609	19.007	111.503	95.073
9	15:39:03.468	56.284	16.686	20.518	19.080	111.879	94.667
10	15:39:59.470	56.002	16.519	20.424	19.059	111.130	95.073
11	15:40:55.542	56.072	16.715	20.401	18.956	111.130	94.937
12	15:41:51.261	55.719	16.521	20.224	18.974	111.879	94.937
(92) Matthew CHISHOLM							
1	15:31:31.182	58.844	18.282	21.294	19.268	79.971	91.160
2	15:32:28.571	57.389	17.125	21.212	19.052	112.257	92.044
3	15:33:25.783	57.212	17.274	20.721	19.217	113.600	92.686
4	15:34:22.553	56.770	16.890	20.875	19.005	113.406	91.790
5	15:35:18.937	56.384	16.817	20.574	18.993	113.795	93.206
6	15:36:15.241	56.304	16.885	20.222	19.197	114.579	92.686
7	15:37:11.479	56.238	16.796	20.361	19.081	113.795	92.816
8	15:38:08.027	56.548	16.968	20.193	19.387	113.990	91.663
9	15:39:04.551	56.524	16.512	20.292	19.720	112.067	92.816
10	15:40:00.491	55.940	16.689	20.157	19.094	110.945	92.557
11	15:40:56.203	55.712	16.503	20.152	19.057	112.447	92.557
12	15:41:51.553	55.350	16.483	19.984	18.883	113.213	93.076
(29) Ross HOWE							
1	15:31:37.548	1:00.000	19.435	21.224	19.341	43.865	93.337
2	15:32:34.406	56.858	16.640	21.007	19.211	109.483	94.398
3	15:33:31.509	57.103	16.528	21.245	19.330	109.663	94.532
4	15:34:28.042	56.533	16.372	20.849	19.312	110.760	94.667
5	15:35:24.387	56.345	16.457	20.618	19.270	109.845	95.346
6	15:36:20.173	55.786	16.331	20.431	19.024	111.130	94.532
7	15:37:16.059	55.886	16.281	20.586	19.019	112.067	95.073
8	15:38:12.294	56.235	16.431	20.578	19.226	112.257	95.073
9	15:39:08.071	55.777	16.216	20.571	18.990	112.257	95.209
10	15:40:03.924	55.853	16.460	20.471	18.922	111.691	95.209
11	15:40:59.430	55.506	16.404	20.272	18.830	112.447	95.346

Clerk of the Course.

Sig : Time :
Chief Timekeeper : Ian Sharp (SMART Timing)

Results available at www.speedhive.com and www.smart-timing.co.uk

Printed: 16/09/2018 15:44:28



SMRC Scottish Championship Raceday AC

Lapchart

Scottish Formula Ford 1600 Championship

Knockhill 1.267 miles

Race 11 - 2nd Race

16/09/2018 15:30

Race (12 Laps) started at 15:30:23

Competitors	Laps												
	0	1	2	3	4	5	6	7	8	9	10	11	12
Ross MARTIN (1)	1	1	1	1	1	1	1	1	1	1	1	1	1
Ciaran HAGGERTY (4)	2	4	4	88	88	88	88	88	88	88	88	88	88
Gary SYKES (70)	3	70	70	4	4	4	4	4	4	4	4	4	4
Jordan GRONKOWSKI (33)	4	33	88	70	70	70	70	70	70	70	70	70	33
Neil BROOME (3)	5	3	33	33	33	33	33	33	33	33	33	33	70
Sebastian MELROSE (88)	6	88	3	3	3	3	3	3	3	3	3	3	3
Steven BARLOW (30)	7	30	30	30	30	30	30	30	30	30	30	30	30
Matthew CHISHOLM (92)	8	92	92	92	92	92	92	92	92	92	92	92	92
Ross HOWE (29)	9	29	29	29	29	29	29	29	29	29	29	29	29

Margin of Victory	Avg. Speed	Best Lap Tm	Best Speed	Best Lap by
6.765	82.337	54.376	83.876	1 - Ross MARTIN

Clerk of the Course.

Orbits

Sig : Time :
 Chief Timekeeper : Ian Sharp (SMART Timing)

Results available at www.speedhive.com and www.smart-timing.co.uk

Printed: 16/09/2018 15:45:04



Scottish Formula Ford 1600 Championship



Pos	Car No.	Name	Class	Knockhill		Knockhill AC		Knockhill		Knockhill			Knockhill AC		Knockhill		Total	Diff
				1	2	3	4	5	6	7	8	9	10	11	12	12a		
1	1	Ross MARTIN		26	26	25	26	26	26	25	26	25	26	26			283	
2	88	Sebastian MELROSE		20	20	21	20	DNF	20	16	7	12	12	20			168	-115
3	33	Jordan GRONKOWSKI		DNF	16	16	16	DNF	DNS	21	20	21	16	16			142	-26
4	92	Matthew CHISHOLM		14	12	6	8	16	16	14	12	14	8	9			129	-13
5	70	Gary SYKES		10	10	14	NC	DNF	10	12	14	10	20	14			114	-15
6	78	James CLARKE		9	7	12	14	14	14	10	16	16					112	-2
7	3	Neil BROOME		16	14	7	10	20	12				14	12			105	-7
8	30	Stephen BARLOW		12	9	8	9	DNF	9	8	9	9	9	10			92	-13
9	77	Fraser GRAY		8	8			12	8	7	8	8					59	-33
10	29	Ross HOWE		DNF	DNF	9	12			9	10	7	10	DNF			57	-2
11	50	Jamie THORBURN				10	7										17	-40



Race Results



Bulletin No. _____

SMRC Scottish Championship Raceday AC

Sorted on Laps

Scottish Classic Sports & Saloon Championship

Knockhill 1.267 miles

Race 12 - 2nd Race

16/09/2018 15:55

Race (12 Laps) started at 15:52:05

Pos	No.	Name	Make/Model	CC	Class Code	Laps	Total Tm	Diff	Best Tm	In Lap	2nd Best
1	49	Raymond BOYD	Porsche 911	2998	CE	12	11:51.051		57.816	2	58.223
2	73	Andrew SMITH	Morgan +8	3900	Guest	12	11:51.390	0.339	57.865	2	58.040
3	57	Bruce MITCHELL	Lotus Europa TC	1760	CB	12	12:38.876	47.825	1:01.277	2	1:01.845
4	1	Alastair BAPTIE	Fiat X1/9	1498	CA	12	12:40.410	49.359	1:01.489	12	1:01.618
5	27	Mario FERRARI	Alfa Sprint Trofeo	1498	CA	12	12:46.702	55.651	1:02.508	10	1:02.580
6	101	Stuart THORBURN	Ford Escort Mk1	1600	CB	12	12:47.073	56.022	1:02.370	6	1:02.431
7	20	William CONWAY	Mini Clubman GT	1380	CA	11	12:02.744	1 Lap	1:03.995	2	1:04.256
8	33	Martin RAMSAY	Ford Fiesta XR2	1600	XR	11	12:26.516	1 Lap	1:06.035	3	1:06.303
9	5	Michael LONGSTAFFE	MG Midget	1380	CA	11	12:38.479	1 Lap	1:04.183	3	1:04.295
Not classified											
DNF	66	Duncan O'NEILL	Ford Fiesta XR2	1600	XR	9	10:40.256	DNF	1:07.985	5	1:08.210
DNF	25	William CURRIE	Ford Fiesta XR2	1600	XR	8	11:44.444	DNF	1:19.238	1	1:19.501
DNF	70	Keiron BAILLIE	Lotus 7 S3	1498	Guest	3	3:25.202	DNF	1:04.516	2	1:06.117
DNS	63	John KINMOND	Rover 3500	3500	CE			DNS		0	

Announcements

New Track Record (57.816) for SMRC Classic S/S (E) by Raymond BOYD.
 New Track Record (1:04.516) for SMRC Classic S/S (G) by Keiron BAILLIE.

Margin of Victory	Avg. Speed	Best Lap Tm	Best Speed	Best Lap by
0.339	76.971	57.816	78.885	49 - Raymond BOYD

Clerk of the Course.

Orbits

Sig : Time :
 Chief Timekeeper : Ian Sharp (SMART Timing)

Results available at www.speedhive.com and www.smart-timing.co.uk





SMRC Scottish Championship Raceday AC

Scottish Classic Sports & Saloon Championship

Knockhill 1.267 miles

Race 12 - 2nd Race

16/09/2018 15:55

Race (12 Laps) started at 15:52:05

Lap	Time of Day	Lap Tm	S1	S2	S3	SFSpd	S1Spd
(49) Raymond BOYD							
1	15:53:09.941	59.074	17.609	22.032	19.433	77.364	108.059
2	15:54:07.757	57.816	16.502	21.677	19.637	125.626	108.059
3	15:55:06.035	58.278	16.756	21.565	19.957	125.153	107.708
4	15:56:05.987	59.952	16.918	23.191	19.843	125.389	107.534
5	15:57:04.849	58.862	16.647	22.551	19.664	126.342	106.671
6	15:58:03.508	58.659	16.476	22.399	19.784	124.683	108.235
7	15:59:02.607	59.099	16.554	22.735	19.810	126.102	106.500
8	16:00:01.572	58.965	16.607	22.323	20.035	125.626	108.588
9	16:00:59.809	58.237	16.367	22.193	19.677	125.389	108.235
10	16:01:59.047	59.238	16.533	23.009	19.696	125.864	107.187
11	16:02:57.270	58.223	16.435	21.974	19.814	125.626	108.411
12	16:03:56.115	58.845	16.395	22.471	19.979	125.864	105.653

Lap	Time of Day	Lap Tm	S1	S2	S3	SFSpd	S1Spd
(20) William CONWAY							
1	15:53:21.253	1:07.996	20.547	24.563	22.886	65.345	84.122
2	15:54:25.248	1:03.995	18.849	22.955	22.191	91.411	82.760
3	15:55:30.228	1:04.980	18.575	24.210	22.195	93.732	83.383
4	15:56:34.484	1:04.256	18.898	22.761	22.597	91.790	83.070
5	15:57:38.859	1:04.375	18.833	22.884	22.658	90.171	83.070
6	15:58:43.703	1:04.844	18.800	23.480	22.564	91.286	82.966
7	15:59:48.976	1:05.273	18.876	23.683	22.714	91.036	83.070
8	16:00:53.606	1:04.630	18.991	23.154	22.485	89.805	83.174
9	16:01:58.214	1:04.608	19.127	23.005	22.476	90.416	82.760
10	16:03:03.060	1:04.846	19.514	22.827	22.505	90.911	83.174
11	16:04:07.808	1:04.748	18.612	23.071	23.065	91.160	82.863

(73) Andrew SMITH							
1	15:53:10.325	59.382	18.220	22.065	19.097	78.276	103.193
2	15:54:08.190	57.865	16.643	21.676	19.546	121.270	104.655
3	15:55:06.230	58.040	16.745	21.641	19.654	123.067	105.152
4	15:56:06.259	1:00.029	17.038	23.352	19.639	121.938	104.327
5	15:57:05.081	58.822	16.818	22.555	19.449	122.387	104.163
6	15:58:03.798	58.717	16.608	22.416	19.693	124.217	104.491
7	15:59:02.953	59.155	16.557	23.322	19.276	122.839	104.000
8	16:00:01.937	58.984	16.690	22.327	19.967	123.067	104.000
9	16:01:00.090	58.153	16.591	21.993	19.569	120.610	103.838
10	16:01:59.290	59.200	16.768	22.900	19.532	121.938	102.240
11	16:02:57.736	58.446	17.061	21.715	19.670	120.829	103.514
12	16:03:56.454	58.718	16.673	22.206	19.839	119.525	103.514

(33) Martin RAMSAY							
1	15:53:22.255	1:08.302	20.824	24.283	23.195	63.900	79.114
2	15:54:28.558	1:06.303	19.328	23.580	23.395	89.563	78.739
3	15:55:34.593	1:06.035	19.373	23.597	23.065	89.443	79.398
4	15:56:41.950	1:07.357	19.330	24.019	24.008	88.964	79.683
5	15:57:48.701	1:06.751	19.547	23.808	23.396	86.757	79.020
6	15:58:55.647	1:06.946	19.545	24.165	23.236	88.255	75.262
7	16:00:03.214	1:07.567	19.537	24.455	23.575	88.372	79.398
8	16:01:09.571	1:06.357	19.446	23.698	23.213	88.490	79.493
9	16:02:16.136	1:06.565	19.451	24.011	23.103	88.255	79.209
10	16:03:22.602	1:06.466	19.417	23.553	23.496	88.255	79.588
11	16:04:31.580	1:08.978	19.811	24.566	24.601	87.098	79.303

(57) Bruce MITCHELL							
1	15:53:15.658	1:03.874	19.037	23.618	21.219	71.922	92.945
2	15:54:16.935	1:01.277	17.481	22.940	20.856	110.026	93.337
3	15:55:19.052	1:02.117	18.044	22.756	21.317	111.317	93.076
4	15:56:20.897	1:01.845	17.782	22.822	21.241	107.534	93.997
5	15:57:23.069	1:02.172	18.207	22.902	21.063	108.766	93.076
6	15:58:25.532	1:02.463	18.165	22.886	21.412	108.944	91.917
7	15:59:29.278	1:03.746	18.432	23.741	21.573	108.944	91.663
8	16:00:33.423	1:04.145	18.320	24.392	21.433	107.708	91.917
9	16:01:36.176	1:02.753	18.087	23.229	21.437	108.235	91.411
10	16:02:38.970	1:02.794	18.258	22.822	21.714	108.235	91.917
11	16:03:41.153	1:02.183	18.051	22.586	21.546	107.187	92.300
12	16:04:43.940	1:02.787	18.427	22.694	21.666	108.235	92.428

(5) Michael LONGSTAFFE							
1	15:53:23.669	1:07.053	19.977	24.736	22.340	68.160	85.309
2	15:54:28.238	1:04.569	18.849	23.757	21.963	98.308	85.309
3	15:55:32.421	1:04.183	18.674	23.590	21.919	100.844	84.982
4	15:56:37.567	1:05.146	18.599	24.653	21.894	99.634	86.083
5	15:57:41.862	1:04.295	18.396	23.751	22.148	99.485	85.529
6	15:59:09.684	1:27.822	18.740	41.812	27.270	98.746	85.419
7	16:00:17.219	1:07.535	19.787	25.498	22.250	90.911	84.015
8	16:01:24.485	1:07.266	19.330	25.088	22.848	97.873	83.803
9	16:02:30.536	1:06.051	19.027	24.729	22.295	97.729	84.874
10	16:03:37.322	1:06.786	19.166	25.296	22.324	96.875	85.309
11	16:04:43.543	1:06.221	18.587	24.165	23.469	99.485	85.529

(1) Alastair BAPTIE							
1	15:53:17.199	1:04.521	20.093	23.253	21.175	66.589	84.765
2	15:54:19.191	1:01.992	18.316	22.735	20.941	101.305	85.750
3	15:55:21.880	1:02.689	18.634	22.767	21.288	99.934	83.698
4	15:56:24.563	1:02.683	18.666	22.725	21.292	98.746	82.044
5	15:57:28.254	1:03.691	18.787	23.648	21.256	99.336	82.760
6	15:58:31.617	1:03.363	18.688	23.251	21.424	99.485	82.146
7	15:59:34.120	1:02.503	18.515	22.493	21.495	98.453	86.195
8	16:00:37.807	1:03.687	18.485	22.667	22.535	98.746	85.091
9	16:01:39.960	1:02.153	18.477	22.472	21.204	95.758	85.091
10	16:02:41.578	1:01.618	18.194	22.400	21.024	99.040	86.083
11	16:03:43.985	1:02.407	18.338	22.785	21.284	99.040	85.200
12	16:04:45.474	1:01.489	17.897	22.462	21.130	99.336	86.083

(66) Duncan O'NEILL							
1	15:53:24.455	1:09.784	21.142	24.647	23.995	62.872	75.950
2	15:54:33.307	1:08.852	20.141	24.922	23.789	87.213	76.124
3	15:55:41.517	1:08.210	19.882	24.572	23.756	87.557	76.211
4	15:56:49.787	1:08.270	19.880	24.599	23.791	86.757	76.651
5	15:57:57.772	1:07.985	19.854	24.299	23.832	86.644	76.474
6	15:59:08.743	1:10.971	20.270	26.733	23.968	87.557	75.863
7	16:00:17.536	1:08.793	19.984	24.877	23.932	87.442	76.299
8	16:01:26.444	1:08.908	20.234	24.618	24.056	86.757	76.211
9	16:02:45.320	1:18.876	19.695	26.100	33.081	88.021	76.124

(27) Mario FERRARI							
1	15:53:16.849	1:04.431	19.727	23.295	21.409	66.456	85.860
2	15:54:20.604	1:03.755	18.333	24.062	21.360	98.746	85.200
3	15:55:24.372	1:03.768	18.808	23.487	21.473	99.634	84.122
4	15:56:27.048	1:02.676	18.242	23.125	21.309	98.453	84.765
5	15:57:30.494	1:03.446	18.399	23.818	21.229	97.729	83.698
6	15:58:33.458	1:02.964	18.514	23.039	21.411	98.599	83.803
7	15:59:36.546	1:03.088	18.504	23.189	21.395	98.308	83.698
8	16:00:39.342	1:02.796	18.235	23.108	21.453	98.308	84.657
9	16:01:41.922	1:02.580	18.229	22.815	21.536	99.040	84.442
10	16:02:44.430	1:02.508	18.202	22.898	21.408	98.162	84.765
11	16:03:48.207	1:03.777	18.178	23.376	22.223	98.018	84.874
12	16:04:51.766	1:03.559	18.147	23.442	21.970	97.729	85.091

(25) William CURRIE							
1	15:53:35.425	1:19.238	23.278	29.866	26.094	62.872	73.109
2	15:54:54.926	1:19.501	22.191	29.733	27.577	81.242	69.807
3	15:56:15.865	1:20.939	22.068	30.598	28.273	78.646	70.698
4	15:57:43.556	1:27.691	24.425	33.367	29.899	64.772	66.790
5	15:59:12.893	1:29.337	24.258	29.811	35.268	60.305	64.333
6	16:00:45.674	1:32.781	26.778	32.739	33.264	46.086	63.777
7	16:02:15.461	1:29.787	27.015	31.544	31.228	45.927	59.602
8	16:03:49.508	1:34.047	25.655	34.133	34.259	57.588	59.709

(101) Stuart THORBURN							
1	15:53:19.481	1:06.802	20.543	24.753	21.506	68.300	86.195
2	15:54:22.171	1:02.690	18.385	23.158	21.147	101.151	87.673

(70) Keiron BAILLIE							
1	15:53:19.633	1:06.372	19.929	24.550	21.893	71.152	86.531
2	15:54:24.149	1:04.516	18.602	23.939	21.97		



SMRC Scottish Championship Raceday AC

Scottish Classic Sports & Saloon Championship

Knockhill 1.267 miles

Race 12 - 2nd Race

16/09/2018 15:55

Race (12 Laps) started at 15:52:05

Lap	Time of Day	Lap Tm	S1	S2	S3	SFSpd	S1Spd	Lap	Time of Day	Lap Tm	S1	S2	S3	SFSpd	S1Spd
3	15:55:30.266	1:06.117	19.047	24.456	22.614	96.035	83.383								

Clerk of the Course.

Orbits

Sig : Time :

Chief Timekeeper : Ian Sharp (SMART Timing)

Results available at www.speedhive.com and www.smart-timing.co.uk





SMRC Scottish Championship Raceday AC

Lapchart

Scottish Classic Sports & Saloon Championship

Knockhill 1.267 miles

Race 12 - 2nd Race

16/09/2018 15:55

Race (12 Laps) started at 15:52:05

Competitors	Laps												
	0	1	2	3	4	5	6	7	8	9	10	11	12
Raymond BOYD (49)	1	49	49	49	49	49	49	49	49	49	49	49	49
Andrew SMITH (73)	2	73	73	73	73	73	73	73	73	73	73	73	73
Bruce MITCHELL (57)	3	57	57	57	57	57	57	57	57	57	57	57	57
Mario FERRARI (27)	4	27	27	1	1	1	1	1	1	1	1	1	1
Alastair BAPTIE (1)	5	1	1	27	27	27	27	27	27	27	27	27	27
Stuart THORBURN (101)	6	101	101	101	101	101	101	101	101	101	101	101	101
William CONWAY (20)	7	20	70	70	20	20	20	20	20	20	20	20	20
Keiron BAILLIE (70)	8	70	20	20	70	5	5	33	33	33	33	33	33
Martin RAMSAY (33)	9	33	33	5	5	33	33	66	5	5	5	5	5
Duncan O'NEILL (66)	10	66	5	33	33	66	66	5	66	66	66	66	66
William CURRIE (25)	11	25	66	66	66	25	25	25	25	25			
Michael LONGSTAFFE (5)	12	5	25	25	25								
-	13												

Margin of Victory	Avg. Speed	Best Lap Tm	Best Speed	Best Lap by
0.339	76.971	57.816	78.885	49 - Raymond BOYD

Clerk of the Course.

Sig : Time :
Chief Timekeeper : Ian Sharp (SMART Timing)

Results available at www.speedhive.com and www.smart-timing.co.uk

Printed: 16/09/2018 16:23:40

Orbits



Race Results



Bulletin No. _____

SMRC Scottish Championship Raceday AC

Sorted on Laps

HSCC Formula Junior Trophy

Knockhill 1.267 miles

Race 131- 2nd Race

16/09/2018 16:20

Race (12 Laps) started at 16:13:38

Pos	No.	Name	Make/Model	CC	Class Code	Laps	Total Tm	Diff	Best Tm	In Lap	2nd Best
1	5	Robin LONGDON	Lola Mk5	1100		12	12:57.682		1:02.161	3	1:02.878
2	73	Peter ANSTISS	Lotus FJ	1100		12	12:57.938	0.256	1:02.514	3	1:02.973
3	65	Stephen COOPER	Cooper T59	1100		12	13:24.475	26.793	1:02.332	3	1:02.945
4	81	Steve FUTTER	Lotus 20	1100		12	13:40.267	42.585	1:04.843	2	1:05.877
5	77	Vernon WILLIAMSON	Ausper	1100		11	13:33.469	1 Lap	1:07.375	6	1:07.678

Not classified

DNF	4	Graham BARRON	Gemini Mk2	1000		9	10:17.531	DNF	1:06.528	8	1:06.804
DNF	25	Bernard BROCK	Elva 100	1100		9	11:23.842	DNF	1:11.301	2	1:12.969
DNS	76	Gordon WRIGHT	Ausper	1089				DNS		0	

Margin of Victory	Avg. Speed	Best Lap Tm	Best Speed	Best Lap by
0.256	70.376	1:02.161	73.371	5 - Robin LONGDON

Clerk of the Course.

Orbits

Sig : Time :
Chief Timekeeper : Ian Sharp (SMART Timing)

Results available at www.speedhive.com and www.smart-timing.co.uk

Printed: 16/09/2018 16:31:35



SMRC Scottish Championship Raceday AC

HSCC Formula Junior Trophy

Knockhill 1.267 miles

Race 131- 2nd Race

16/09/2018 16:20

Race (12 Laps) started at 16:13:38

Lap	Time of Day	Lap Tm	S1	S2	S3	SFSpd	S1Spd	Lap	Time of Day	Lap Tm	S1	S2	S3	SFSpd	S1Spd
(5) Robin LONGDON								4	16:18:20.341	1:07.610	19.032	24.827	23.751	90.540	82.146
1	16:14:48.905	1:04.543	18.945	23.817	21.781	74.419	93.468	5	16:19:28.361	1:08.020	19.243	25.035	23.742	88.372	81.341
2	16:15:51.783	1:02.878	17.927	23.530	21.421	96.593	93.997	6	16:20:35.517	1:07.156	19.302	24.587	23.267	89.083	80.650
3	16:16:53.944	1:02.161	17.586	23.822	20.753	107.360	93.997	7	16:21:42.584	1:07.067	19.237	24.477	23.353	89.443	81.242
4	16:17:57.147	1:03.203	17.996	23.574	21.633	108.235	93.337	8	16:22:49.112	1:06.528	19.143	24.409	22.976	88.726	80.650
5	16:19:00.435	1:03.288	18.203	23.213	21.872	106.330	94.264	9	16:23:55.916	1:06.804	19.244	24.536	23.024	89.805	80.067
6	16:20:05.790	1:05.355	18.541	25.920	20.894	100.235	95.346	(25) Bernard BROCK							
7	16:21:10.529	1:04.739	17.684	24.159	22.896	109.483	94.532	1	16:14:59.546	1:12.969	20.836	27.399	24.734	69.081	76.828
8	16:22:16.036	1:05.507	17.806			104.986	95.483	2	16:16:10.847	1:11.301	20.020	26.607	24.674	83.592	76.037
9	16:23:19.426	1:03.390	18.739	23.910	20.741	103.193	90.787	3	16:17:23.827	1:12.980	20.619	27.342	25.019	83.383	74.670
10	16:24:23.706	1:04.280	17.915	24.789	21.576	112.257	90.416	4	16:18:38.075	1:14.248	20.658	27.383	26.207	84.335	74.922
11	16:25:29.829	1:06.123	18.692	25.811	21.620	105.319	92.428	5	16:19:55.325	1:17.250	21.290	29.303	26.657	79.398	70.324
12	16:26:36.067	1:06.238	18.633	26.294	21.311	107.360	87.327	6	16:21:13.386	1:18.061	21.727	29.237	27.097	76.651	71.612
(73) Peter ANSTISS								7	16:22:30.588	1:17.202	21.737	29.219	26.246	79.114	69.880
1	16:14:49.138	1:04.459	19.316	23.446	21.697	69.807	89.805	8	16:23:48.195	1:17.607	21.180	28.886	27.541	76.474	72.471
2	16:15:52.111	1:02.973	18.242	23.429	21.302	104.491	92.428	9	16:25:02.227	1:14.032	20.628	27.667	25.737	82.554	73.922
3	16:16:54.625	1:02.514	17.913	23.529	21.072	105.486	92.686	(65) Stephen COOPER							
4	16:17:57.689	1:03.064	18.051	23.293	21.720	105.486	91.663	1	16:14:49.413	1:04.486				72.789	
5	16:19:01.633	1:03.944	18.538	24.127	21.279	106.330	91.663	2	16:15:52.966	1:03.553				105.990	
6	16:20:05.463	1:03.830	18.347	24.155	21.328	104.000	89.443	3	16:16:55.298	1:02.332			21.430	104.327	
7	16:21:10.939	1:05.476	17.997	24.656	22.823	105.319	89.927	4	16:17:58.243	1:02.945				104.820	
8	16:22:15.673	1:04.734	18.262	24.090	22.382	104.163	89.927	5	16:19:04.001	1:05.758				104.655	
9	16:23:19.361	1:03.688	18.371	23.796	21.521	104.000	89.203	6	16:20:10.719	1:06.718			21.961	96.313	
10	16:24:24.713	1:05.352	18.619	24.666	22.067	106.160	88.372	7	16:21:17.180	1:06.461				99.485	
11	16:25:31.199	1:06.486	18.515	26.373	21.598	104.163	88.490	8	16:22:25.327	1:08.147				96.035	
12	16:26:36.323	1:05.124	18.469	25.418	21.237	105.653	80.067	9	16:23:33.961	1:08.634				96.035	
(81) Steve FUTTER								10	16:24:42.546	1:08.585				89.323	
1	16:14:52.115	1:06.269	19.303	24.924	22.042	76.124	90.416	11	16:25:52.175	1:09.629				92.428	
2	16:15:56.958	1:04.843	18.537	24.154	22.152	105.319	89.805	12	16:27:02.860	1:10.685				89.927	
3	16:17:02.881	1:05.923	18.721	24.624	22.578	104.986	89.443	(77) Vernon WILLIAMSON							
4	16:18:09.668	1:06.787	19.143	25.009	22.635	102.714	88.845	1	16:14:56.241	1:08.737	19.802	26.036	22.899	70.548	86.083
5	16:19:16.624	1:06.956	19.414	24.484	23.058	100.539	86.644	2	16:16:04.327	1:08.086	18.915	26.204	22.967	99.040	83.487
6	16:20:22.501	1:05.877	19.156	24.219	22.502	101.151	88.255	3	16:17:12.009	1:07.682	18.901	25.460	23.321	100.844	85.309
7	16:21:28.580	1:06.079	18.993	24.177	22.909	104.327	87.673	4	16:18:19.806	1:07.797	19.188	25.091	23.518	98.162	82.146
8	16:22:36.594	1:08.014	19.301	24.491	24.222	99.336	85.529	5	16:19:29.032	1:09.226	19.270	25.285	24.671	98.018	84.228
9	16:23:46.139	1:09.545	19.657	25.479	24.409	102.398	84.874	6	16:20:36.407	1:07.375	19.068	25.311	22.996	100.235	85.529
10	16:24:56.238	1:10.099	19.598	25.786	24.715	100.997	84.874	7	16:21:44.085	1:07.678	19.524	24.698	23.456	95.758	83.487
11	16:26:07.700	1:11.462	19.712	27.558	24.192	100.084	82.248	8	16:22:56.296	1:12.211	19.235	27.441	25.535	99.634	81.044
12	16:27:18.652	1:10.952	19.962	26.344	24.646	98.893	79.971	9	16:24:13.601	1:17.305	21.495	28.984	26.826	88.726	74.922
(4) Graham BARRON								10	16:25:44.468	1:30.867	22.566	34.803	33.498	81.143	71.922
1	16:14:54.370	1:08.434	20.355	24.126	23.953	66.790	80.358	11	16:27:11.854	1:27.386	22.076	30.022	35.288	78.553	76.124
2	16:16:05.250	1:10.880	19.258	28.086	23.536	89.805	80.847	(4) Graham BARRON							
3	16:17:12.731	1:07.481	19.053	24.711	23.717	90.049	81.242	1	16:14:54.370	1:08.434	20.355	24.126	23.953	66.790	80.358

Clerk of the Course.

Orbits

Sig : Time :
 Chief Timekeeper : Ian Sharp (SMART Timing)
 Results available at www.speedhive.com and www.smart-timing.co.uk



Printed: 16/09/2018 16:32:00



SMRC Scottish Championship Raceday AC

Lapchart

HSCC Formula Junior Trophy

Knockhill 1.267 miles

Race 131- 2nd Race

16/09/2018 16:20

Race (12 Laps) started at 16:13:38

Competitors	Laps													
	0	1	2	3	4	5	6	7	8	9	10	11	12	
Robin LONGDON (5)	1	5	5	5	5	5	5	73	5	73	73	5	5	5
Peter ANSTISS (73)	2	73	73	73	73	73	73	5	73	5	5	73	73	73
Stephen COOPER (65)	3	65	65	65	65	65	65	65	65	65	65	65	65	65
Steve FUTTER (81)	4	81	81	81	81	81	81	81	81	81	81	81	81	81
Graham BARRON (4)	5	4	4	77	77	77	4	4	4	4	4	77	77	
Bernard BROCK (25)	6	25	77	4	4	4	77	77	77	77	77			
Vernon WILLIAMSON (77)	7	77	25	25	25	25	25	25	25	25	25			
-	8													

Margin of Victory	Avg. Speed	Best Lap Tm	Best Speed	Best Lap by
0.256	70.376	1:02.161	73.371	5 - Robin LONGDON

Clerk of the Course.

Orbits

Sig : Time :
Chief Timekeeper : Ian Sharp (SMART Timing)

Results available at www.speedhive.com and www.smart-timing.co.uk

Printed: 16/09/2018 16:32:25



Scottish XR2 Championship



Pos	Car No.	Name	Knockhill		Knockhill AC		Knockhill		Knockhill			Knockhill AC		Knockhill		Total	Diff
			1	2	3	4	5	6	7	8	9	10	11	12	12a		
1	33	Martin RAMSAY	25	25	18	18	25	25	18	18	18	25	25			240	
2	66	Duncan O'NEILL	16	20	14	14	20	20	14	14	14	20	DNF			166	-74
3	64	Duncan FOX	20	16												36	-130
4	25	William CURRIE					16	DNF				DNF	DNF			16	-20



SMRC Scottish Championship Raceday AC

Sorted on Laps

Scottish Saloons & Sportscar Championship

Knockhill 1.267 miles

Race 14 - 2nd Race

16/09/2018 16:45

Race (12 Laps) started at 16:40:47

Pos	No.	Name	Make/Model	CC	Class Code	Laps	Total Tm	Diff	Best Tm	In Lap	2nd Best
1	0	Andy FORREST	Westfield Sei	2000	Guest	12	11:18.425		53.459	2	53.996
2	54	Andrew MORRISON	Seat Cupra TCR	1984	A2	12	11:27.780	9.355	55.880	5	55.886
3	89	William ROBSON	Ford Focus RS	2522	B1	12	11:30.708	12.283	56.315	11	56.500
4	62	Paul RANKIN	Westfield Aero	2000	A3	12	11:39.733	21.308	56.279	11	56.362
5	28	Scott TOLLAN	Escort Cosworth	2000	Guest	12	11:54.223	35.798	57.853	8	58.133
6	70	Oliver MORTIMER	Mini Cooper R53	1600	R53	12	12:00.004	41.579	58.632	5	58.649
7	27	Paul WILSON	Mini Cooper R53	2000	R53	12	12:00.259	41.834	58.250	4	58.250
8	7	Vic COVEY Jnr	Mini Cooper R53	1600	R53	12	12:04.729	46.304	58.934	11	59.111
9	34	Ron CUMMING	BMW Z3	2500	B1	11	11:36.193	1 Lap	1:01.513	7	1:01.586
10	26	Andrew PATERSON	BMW E36 318i	1796	B3	11	11:40.385	1 Lap	1:01.635	8	1:01.854
Not classified											
DNF	43	Stuart BUCHAN	Mini Cooper R53	1600	R53	9	9:27.930	DNF	59.994	2	1:00.296
DNF	85	Lowell FORSYTH	Lotus Exige	2000	A2	4	6:12.687	DNF	57.434	3	57.476

Announcements

New Track Record (58.250) for SMRC Sports/Sal. (R53) by Paul WILSON.

Margin of Victory	Avg. Speed	Best Lap Tm	Best Speed	Best Lap by
9.355	80.672	53.459	85.315	0 - Andy FORREST

Clerk of the Course.

Orbits

Sig : Time :

Chief Timekeeper : Ian Sharp (SMART Timing)

 Results available at www.speedhive.com and www.smart-timing.co.uk

Printed: 16/09/2018 16:55:16



SMRC Scottish Championship Raceday AC

Scottish Saloons & Sportscar Championship

Knockhill 1.267 miles

Race 14 - 2nd Race

16/09/2018 16:45

Race (12 Laps) started at 16:40:47

Lap	Time of Day	Lap Tm	S1	S2	S3	SFSpd	S1Spd	Lap	Time of Day	Lap Tm	S1	S2	S3	SFSpd	S1Spd
(0) Andy FORREST								3	16:43:53.475	59.489				106.671	
1	16:41:46.461	54.163	15.866	20.520	17.777	96.453	124.449	4	16:44:52.124	58.649				108.235	
2	16:42:39.920	53.459	15.210	20.234	18.015	142.916	120.829	5	16:45:50.756	58.632				109.303	
3	16:43:33.916	53.996	15.217	20.224	18.555	137.590	119.097	6	16:46:50.010	59.254				109.303	
4	16:44:30.840	56.924	15.588	22.053	19.283	135.624	114.976	7	16:47:49.206	59.196				108.766	
5	16:45:27.983	57.143	16.335	21.461	19.347	126.102	111.130	8	16:48:48.368	59.162				108.588	
6	16:46:23.858	55.875	16.444	20.828	18.603	123.754	114.976	9	16:49:47.426	59.058				109.123	
7	16:47:19.743	55.885	15.940	21.145	18.800	132.382	113.600	10	16:50:47.516	1:00.090				108.235	
8	16:48:15.296	55.553	16.065	21.035	18.453	134.799	113.406	11	16:51:47.729	1:00.213				106.500	
9	16:49:11.580	56.284	15.802	21.291	19.191	138.162	112.447	12	16:52:47.080	59.351				105.990	
10	16:50:08.178	56.598	16.348	21.632	18.618	127.310	106.160	(27) Paul WILSON							
11	16:51:06.216	58.038	16.157	22.026	19.855	128.293	106.500	1	16:41:57.792	1:02.635	18.971	23.388	20.276	77.095	90.171
12	16:52:05.501	59.285	16.560	22.559	20.166	115.375	107.708	2	16:42:56.941	59.149	17.398	21.787	19.964	111.130	91.160
(54) Andrew MORRISON								3	16:43:55.244	58.303	17.151	21.241	19.911	108.235	91.286
1	16:41:52.940	58.977	18.542	21.571	18.864	73.109	99.934	4	16:44:53.494	58.250	17.299	21.060	19.891	107.360	90.416
2	16:42:48.942	56.002	16.354	20.934	18.714	121.270	101.926	5	16:45:51.982	58.488	17.180	21.377	19.931	107.883	90.416
3	16:43:46.122	57.180	16.347	21.586	19.247	122.162	102.240	6	16:46:50.232	58.250	17.073	21.065	20.112	107.883	91.160
4	16:44:42.954	56.832	16.423	21.265	19.144	121.492	102.873	7	16:47:49.439	59.207	17.856	21.349	20.002	108.766	85.750
5	16:45:38.834	55.880	16.160	20.743	18.977	122.162	101.305	8	16:48:48.606	59.167	17.449	21.334	20.384	108.235	90.663
6	16:46:34.720	55.886	16.392	20.729	18.765	120.174	101.305	9	16:49:47.738	59.132	17.495	21.419	20.218	108.235	89.927
7	16:47:30.913	56.193	16.217	21.178	18.798	120.829	101.770	10	16:50:47.716	59.978	17.707	21.091	21.180	107.187	89.443
8	16:48:27.585	56.672	16.746	21.116	18.810	121.270	101.151	11	16:51:48.209	1:00.493	17.590	21.272	21.631	106.842	89.443
9	16:49:23.798	56.213	16.605	20.719	18.889	122.162	101.615	12	16:52:47.335	59.126	17.324	21.020	20.782	104.163	90.540
10	16:50:20.730	56.932	16.402	20.816	19.714	121.938	101.926	(7) Vic COVEY Jr							
11	16:51:17.690	56.960	16.369	21.487	19.104	119.097	100.235	1	16:41:57.559	1:03.529	19.033	23.792	20.704	70.773	90.540
12	16:52:14.856	57.166	16.592	21.179	19.395	120.610	100.539	2	16:42:57.431	59.872	17.579	22.221	20.072	106.160	89.083
(89) William ROBSON								3	16:43:57.441	1:00.010	17.418	21.922	20.670	108.411	91.036
1	16:41:51.466	58.018	17.474	21.483	19.061	80.455	99.040	4	16:44:57.234	59.793	17.342	21.726	20.725	105.152	90.787
2	16:42:48.523	57.057	16.629	21.399	19.029	127.067	104.327	5	16:45:56.801	59.567	17.458	21.568	20.541	105.486	90.293
3	16:43:45.723	57.200	16.314	21.674	19.212	126.824	107.534	6	16:46:56.689	59.888	17.651	21.792	20.445	102.714	90.171
4	16:44:42.641	56.918	16.392	21.384	19.142	127.555	107.360	7	16:47:55.938	59.249	17.398	21.445	20.406	106.160	90.416
5	16:45:40.302	57.661	16.929	21.492	19.240	126.824	107.861	8	16:48:55.132	59.194	17.366	21.532	20.296	104.820	91.286
6	16:46:37.209	56.907	16.395	21.317	19.195	127.555	107.014	9	16:49:54.445	59.313	17.379	21.492	20.442	106.330	90.540
7	16:47:34.745	57.536	16.671	21.666	19.199	127.555	98.746	10	16:50:53.556	59.111	17.218	21.403	20.490	105.486	90.171
8	16:48:31.549	56.804	16.589	21.237	18.978	127.067	107.360	11	16:51:52.490	58.934	17.306	21.322	20.306	105.990	89.563
9	16:49:28.163	56.614	16.415	21.138	19.061	129.292	106.671	12	16:52:51.805	59.315	17.313	21.592	20.410	106.842	90.049
10	16:50:24.969	56.806	16.651	21.167	18.988	126.583	105.822	(34) Ron CUMMING							
11	16:51:21.284	56.315	16.477	20.993	18.845	127.555	106.160	1	16:42:01.925	1:06.299	20.831	24.244	21.224	78.368	87.673
12	16:52:17.784	56.500	16.380	21.012	19.108	127.310	104.820	2	16:43:04.624	1:02.699	18.107	23.426	21.166	108.588	89.927
(62) Paul RANKIN								3	16:44:06.428	1:01.804	17.720	23.187	20.897	107.360	93.732
1	16:41:57.255	1:02.881	19.042	23.910	19.929	68.160	92.945	4	16:45:08.014	1:01.586	17.744	22.912	20.930	108.235	93.206
2	16:42:55.107	57.852	17.232	21.755	18.865	114.382	100.387	5	16:46:10.179	1:02.165	18.009	23.299	20.857	108.766	92.172
3	16:43:52.027	56.920	16.535	21.433	18.952	114.976	102.240	6	16:47:11.796	1:01.617	17.953	22.878	20.786	108.059	93.206
4	16:44:51.901	59.874	16.525	22.509	20.840	115.175	102.240	7	16:48:13.309	1:01.513	17.847	22.702	20.964	107.360	92.816
5	16:45:49.793	57.892	16.881	21.719	19.292	107.014	97.300	8	16:49:16.223	1:02.914	18.579	23.263	21.072	105.152	92.428
6	16:46:47.526	57.733	16.751	21.854	19.128	115.979	91.790	9	16:50:18.548	1:02.325	17.780	23.349	21.196	108.235	92.557
7	16:47:44.188	56.662	16.194	21.113	19.355	112.829	101.151	10	16:51:21.552	1:03.004	18.145	23.695	21.164	108.059	89.323
8	16:48:41.042	56.854	16.119	21.219	19.516	109.303	101.305	11	16:52:23.269	1:01.717	17.832	22.813	21.072	109.123	93.206
9	16:49:37.504	56.462	16.223	21.193	19.046	109.123	99.634	(26) Andrew PATERSON							
10	16:50:33.866	56.362	16.037	21.045	19.280	113.020	99.634	1	16:42:02.540	1:04.985	19.560	24.023	21.402	66.589	85.860
11	16:51:30.145	56.279	16.173	21.057	19.049	113.020	98.308	2	16:43:05.249	1:02.709	18.263	23.216	21.230	104.491	87.213
12	16:52:26.809	56.664	16.041	20.906	19.717	113.213	99.485	3	16:44:07.485	1:02.236	17.982	23.008	21.246	103.353	87.673
(28) Scott TOLLAN								4	16:45:10.295	1:02.810	18.425	22.795	21.590	103.033	86.195
1	16:41:54.287	1:01.219	19.589	22.260	19.370	75.777	94.532	5	16:46:12.602	1:02.307	18.029	23.007	21.271	103.193	87.442
2	16:42:52.726	58.439	17.178	21.650	19.611	121.938	99.040	6	16:47:15.011	1:02.409	18.111	23.025	21.273	102.714	87.442
3	16:43:50.859	58.133	17.161	21.581	19.391	119.097	98.018	7	16:48:16.865	1:01.854	17.937	22.794	21.123	103.193	87.557
4	16:44:50.609	59.750	17.347	22.315	20.088	122.613	100.387	8	16:49:18.500	1:01.635	18.171	22.311	21.153	103.033	87.905
5	16:45:49.264	58.655	17.187	22.038	19.430	121.492	100.084	9	16:50:22.776	1:04.276	17.839	22.911	23.526	103.353	87.327
6	16:46:49.325	1:00.061	17.373	22.693	19.995	123.067	94.532	10	16:51:25.422	1:02.646	18.489	22.722	21.435	95.758	87.213
7	16:47:47.552	58.227	17.145	21.391	19.691	122.613	100.539	11	16:52:27.461	1:02.039	18.023	22.716	21.300	102.714	87.442
8	16:48:45.405	57.853	17.213	21.232	19.408	122.387	100.539	(43) Stuart BUCHAN							
9	16:49:43.911	58.506	17.209	21.665	19.632	122.613	99.485	1	16:41:58.884	1:04.298	20.089	23.139	21.070	69.954	88.372
10	16:50:42.467	58.556	17.146	21.740	19.670	121.938	100.539	2	16:42:58.878	59.994	17.638	22.084	20.272	107.534	89.323
11	16:51:41.949	59.482	17.102	21.752	20.628	122.839	99.634	3	16:43:59.269	1:00.391	17.879	22.204	20.308	106.500	89.684
12	16:52:41.299	59.350	17.355	22.298	19.697	121.									



SMRC Scottish Championship Raceday AC

Scottish Saloons & Sportscar Championship

Knockhill 1.267 miles

Race 14 - 2nd Race

16/09/2018 16:45

Race (12 Laps) started at 16:40:47

Lap	Time of Day	Lap Tm	S1	S2	S3	SFSpd	S1Spd	Lap	Time of Day	Lap Tm	S1	S2	S3	SFSpd	S1Spd
9	16:50:15.006	1:08.200	19.038	23.249	25.913	88.372	86.757								
(85) Lowell FORSYTH															
1	16:41:56.313	1:01.944	18.735	23.292	19.917	82.248	96.174								
2	16:42:53.789	57.476	17.125	21.505	18.846	120.610	106.330								
3	16:43:51.223	57.434	16.489	21.835	19.110	124.683	107.534								
4	16:46:59.763	3:08.540	15.974	21.423	2:31.143	126.342	108.059								

Clerk of the Course.

Sig : Time :
 Chief Timekeeper : Ian Sharp (SMART Timing)

Results available at www.speedhive.com and www.smart-timing.co.uk

Printed: 16/09/2018 16:55:38

Orbits





SMRC Scottish Championship Raceday AC

Lapchart

Scottish Saloons & Sportscar Championship

Knockhill 1.267 miles

Race 14 - 2nd Race

16/09/2018 16:45

Race (12 Laps) started at 16:40:47

Competitors	Laps												
	0	1	2	3	4	5	6	7	8	9	10	11	12
Andy FORREST (0)	1	0	0	0	0	0	0	0	0	0	0	0	0
Scott TOLLAN (28)	2	28	89	89	89	89	54	54	54	54	54	54	54
William ROBSON (89)	3	89	54	54	54	54	89	89	89	89	89	89	89
Oliver MORTIMER (70)	4	70	28	28	28	28	28	62	62	62	62	62	62
Andrew MORRISON (54)	5	54	70	85	85	62	62	28	28	28	28	28	28
Vic COVEY Jnr (7)	6	7	85	70	62	70	70	70	70	70	70	70	70
Lowell FORSYTH (85)	7	85	62	62	70	27	27	27	27	27	27	27	27
Paul RANKIN (62)	8	62	7	27	27	7	7	7	7	7	7	7	7
Stuart BUCHAN (43)	9	43	27	7	7	43	43	43	43	43	34	34	34
Paul WILSON (27)	10	27	43	43	43	34	34	34	34	34	26	26	26
Ron CUMMING (34)	11	34	34	34	34	26	26	26	26	26			
Andrew PATERSON (26)	12	26	26	26	26	85							

Margin of Victory	Avg. Speed	Best Lap Tm	Best Speed	Best Lap by
9.355	80.672	53.459	85.315	0 - Andy FORREST

Clerk of the Course.

Sig : Time :
 Chief Timekeeper : Ian Sharp (SMART Timing)

Results available at www.speedhive.com and www.smart-timing.co.uk

Printed: 16/09/2018 16:56:04

Orbits



Scottish Saloon and Sportscar Championship



Pos	Car No.	Name	Knockhill		Knockhill AC		Knockhill		Knockhill			Knockhill AC		Knockhill		Total	Diff
			1	2	3	4	5	6	7	8	9	10	11	12	12a		
1	70	Oliver MORTIMER	25	25	25	25	25	25	25	25	25	25	25			275	
2	27	Paul WILSON	20	20	20	20	20	20	20	20	20	DNF	20			200	-75
3	83	Fraser JAMIESON	14	16	16	16	16	14	16	16	16					140	-60
4	43	Stuart BUCHAN	12	14	14	DNF	14	16				16	DNF			86	-54
5	30	Callum DRYBURGH					12	12								24	-62
6	7	Vic COVEY Jnr	16	DNF								20	16			52	28

SMRC Scottish Championship Raceday AC

Sorted on Laps

Celtic Speed Mini Cooper Cup

Knockhill 1.267 miles

Race 15 - 3rd Race

16/09/2018 17:10

Race (9 Laps) started at 17:01:40

Pos	No.	Name	Make/Model	CC	Class Code	Laps	Total Tm	Diff	Best Tm	In Lap	2nd Best
1	91	Robbie DALGLEISH	Mini Cooper	1600	SM	9	9:44.714		1:03.385	6	1:03.507
2	24	John DUNCAN	Mini Cooper	1600	SM	9	9:45.866	1.152	1:03.501	4	1:03.606
3	23	Ian MUNRO	Mini Cooper	1600	SM	9	9:46.307	1.593	1:03.383	6	1:03.525
4	7	Michael WEDDELL	Mini Cooper	1600	SMN	9	9:46.378	1.664	1:03.189	2	1:03.470
5	5	David SLEIGH	Mini Cooper	1600	SM	9	9:46.781	2.067	1:02.869	4	1:03.106
6	8	Hannah CHAPMAN	Mini Cooper	1600	SM L	9	9:47.566	2.852	1:03.311	7	1:03.416
7	4	Dominic WHEATLEY	Mini Cooper	1600	SM	9	9:47.972	3.258	1:03.298	6	1:03.329
8	85	Gary CLARK	Mini Cooper	1600	Guest	9	9:48.388	3.674	1:03.523	6	1:03.570
9	21	Ross WILKINSON	Mini Cooper	1600	SMN	9	9:56.144	11.430	1:03.984	4	1:04.009
10	77	Ashleigh MORRIS	Mini Cooper	1600	SM L	9	9:56.296	11.582	1:03.836	3	1:04.283
11	52	Simon HOLDERNESS	Mini Cooper	1600	SM	9	9:56.642	11.928	1:03.849	3	1:04.309
12	41	Neil METHVEN	Mini Cooper	1600	Guest	9	9:57.934	13.220	1:04.286	9	1:04.369
13	16	Craig DILLON	Mini Cooper	1600	SMN	9	9:58.608	13.894	1:04.123	9	1:04.292
14	19	Ian WALSH	Mini Cooper	1600	Guest	9	9:58.873	14.159	1:03.952	9	1:04.309
15	55	Fiona KINDNESS	Mini Cooper	1600	SM L	9	9:59.097	14.383	1:03.991	9	1:04.490
16	81	Douglas SIMPSON	Mini Cooper	1600	SM	9	10:00.612	15.898	1:04.275	4	1:04.467
17	30	Gordon LONG	Mini Cooper	1600	SMN	9	10:02.618	17.904	1:04.185	3	1:04.577
18	11	Richard SUTHERLAND	Mini Cooper	1600	Guest	9	10:07.341	22.627	1:05.160	3	1:05.604

Announcements

New Track Record (1:03.189) for SMRC Mini Cooper (N) by Michael WEDDELL.

New Track Record (1:02.869) for SMRC Mini Cooper by David SLEIGH.

Margin of Victory	Avg. Speed	Best Lap Tm	Best Speed	Best Lap by
1.152	70.201	1:02.869	72.545	5 - David SLEIGH

Clerk of the Course.

Orbits

Sig : Time :

Chief Timekeeper : Ian Sharp (SMART Timing)

 Results available at www.speedhive.com and www.smart-timing.co.uk

Printed: 16/09/2018 17:13:55



SMRC Scottish Championship Raceday AC

Celtic Speed Mini Cooper Cup

Knockhill 1.267 miles

Race 15 - 3rd Race

16/09/2018 17:10

Race (9 Laps) started at 17:01:40

Lap	Time of Day	Lap Tm	S1	S2	S3	SFSpd	S1Spd	Lap	Time of Day	Lap Tm	S1	S2	S3	SFSpd	S1Spd
(91) Robbie DALGLEISH								(85) Gary CLARK							
1	17:02:53.938	1:06.082	20.188	23.547	22.347	62.754	79.875	1	17:02:55.417	1:07.951	21.124	24.048	22.779	58.295	79.020
2	17:03:57.735	1:03.797	18.766	22.773	22.258	91.036	79.209	2	17:04:00.047	1:04.630	19.366	22.938	22.326	92.300	78.553
3	17:05:01.647	1:03.912	18.722	22.972	22.218	91.663	79.493	3	17:05:05.110	1:05.063	18.872	23.808	22.383	93.600	78.646
4	17:06:05.154	1:03.507	18.797	22.597	22.113	92.172	79.971	4	17:06:09.113	1:04.003	19.223	22.711	22.069	92.172	78.646
5	17:07:08.827	1:03.673	18.835	22.659	22.179	93.076	79.493	5	17:07:13.728	1:04.615	19.250	23.089	22.276	95.209	78.184
6	17:08:12.212	1:03.385	18.696	22.544	22.145	92.428	80.067	6	17:08:17.251	1:03.523	18.860	22.516	22.147	92.945	78.739
7	17:09:15.931	1:03.719	18.993	22.515	22.211	93.076	79.588	7	17:09:21.128	1:03.877	19.042	22.649	22.186	94.398	79.493
8	17:10:20.281	1:04.350	18.904	22.782	22.664	93.997	80.261	8	17:10:24.698	1:03.570	18.738	22.797	22.035	94.532	78.833
9	17:11:24.912	1:04.631	18.888	22.699	23.044	93.468	79.683	9	17:11:28.586	1:03.888	18.863	22.655	22.370	94.532	79.303
(24) John DUNCAN								(21) Ross WILKINSON							
1	17:02:54.860	1:07.621	20.644	24.602	22.375	59.125	77.006	1	17:02:57.036	1:07.143	20.704	23.809	22.630	68.230	78.460
2	17:03:58.572	1:03.712	18.956	22.611	22.145	92.044	78.184	2	17:04:01.465	1:04.429	19.133	23.167	22.129	95.073	76.828
3	17:05:02.304	1:03.732	18.875	22.803	22.054	93.076	78.553	3	17:05:05.474	1:04.009	18.877	22.919	22.213	94.802	78.926
4	17:06:05.805	1:03.501	18.778	22.533	22.190	93.337	78.460	4	17:06:09.458	1:03.984	19.123	22.737	22.124	95.896	77.545
5	17:07:09.411	1:03.606	18.727	22.738	22.141	93.337	78.646	5	17:07:16.380	1:06.922	18.884	24.791	23.247	95.896	76.124
6	17:08:13.377	1:03.966	18.787	22.804	22.375	92.300	78.276	6	17:08:21.865	1:05.485	19.076	23.399	23.010	95.209	77.817
7	17:09:17.140	1:03.763	18.881	22.545	22.337	92.428	77.726	7	17:09:26.251	1:04.386	18.921	22.779	22.686	92.300	77.817
8	17:10:20.776	1:03.636	18.678	22.704	22.254	94.130	78.000	8	17:10:31.452	1:05.201	19.187	23.078	22.936	92.300	77.545
9	17:11:26.064	1:05.288	19.252	22.613	23.423	93.206	77.185	9	17:11:36.342	1:04.890	19.100	22.963	22.827	90.663	78.276
(23) Ian MUNRO								(77) Ashleigh MORRIS							
1	17:02:54.414	1:06.749	20.611	23.853	22.285	60.250	77.545	1	17:02:57.700	1:08.381	20.903	25.190	22.288	66.060	79.588
2	17:03:58.164	1:03.750	18.867	22.660	22.223	92.300	78.460	2	17:04:02.389	1:04.689	18.822	23.836	22.031	94.667	79.303
3	17:05:01.899	1:03.735	18.865	22.749	22.121	92.945	78.833	3	17:05:06.225	1:03.836	19.017	22.744	22.075	95.073	79.588
4	17:06:05.424	1:03.525	18.790	22.593	22.142	93.076	79.114	4	17:06:10.918	1:04.693	18.805	23.689	22.199	94.264	79.398
5	17:07:09.101	1:03.677	18.866	22.691	22.120	92.816	78.092	5	17:07:16.086	1:05.168	18.972	23.393	22.803	94.130	77.364
6	17:08:12.484	1:03.383	18.789	22.525	22.069	92.557	78.646	6	17:08:22.331	1:06.245	19.776	23.915	22.554	92.945	78.460
7	17:09:16.209	1:03.725	19.113	22.428	22.184	93.206	77.909	7	17:09:27.615	1:05.284	18.948	23.871	22.465	93.076	79.114
8	17:10:20.527	1:04.318	18.912	22.697	22.709	93.732	78.739	8	17:10:31.898	1:04.283	18.683	23.032	22.568	92.428	79.875
9	17:11:26.505	1:05.978	19.047	22.432	24.499	93.864	78.184	9	17:11:36.494	1:04.596	18.830	23.073	22.693	92.945	78.739
(7) Michael WEDDELL								(52) Simon HOLDERNESS							
1	17:02:55.579	1:07.386	20.719	24.085	22.582	63.171	78.646	1	17:02:56.531	1:08.028	20.951	24.024	23.053	62.694	79.683
2	17:03:58.768	1:03.189	18.989	22.371	21.829	92.428	79.114	2	17:04:02.088	1:05.557	19.665	23.805	22.087	93.076	77.726
3	17:05:02.505	1:03.737	18.977	22.754	22.006	94.667	79.493	3	17:05:05.937	1:03.849	18.961	22.774	22.114	95.209	79.114
4	17:06:05.975	1:03.470	18.898	22.571	22.001	94.802	79.588	4	17:06:11.187	1:05.250	18.974	24.124	22.152	95.073	78.833
5	17:07:09.679	1:03.704	18.811	22.778	22.115	95.209	79.493	5	17:07:16.576	1:05.389	19.062	23.307	23.020	94.532	78.646
6	17:08:13.623	1:03.944	18.803	22.745	22.396	93.732	79.020	6	17:08:22.082	1:05.506	19.019	23.907	22.580	92.945	78.646
7	17:09:17.242	1:03.619	19.302	22.354	21.963	91.663	78.553	7	17:09:26.391	1:04.309	18.960	22.852	22.497	93.076	79.398
8	17:10:23.002	1:05.760	19.147	23.487	23.126	93.732	76.124	8	17:10:32.015	1:05.624	19.298	23.376	22.950	92.172	77.364
9	17:11:26.576	1:03.574	19.147	23.487	21.922	92.557	76.124	9	17:11:36.840	1:04.825	19.322	23.030	22.473	89.323	78.368
(5) David SLEIGH								(41) Neil METHVEN							
1	17:02:56.270	1:07.806	20.731	23.980	23.095	63.473	79.303	1	17:02:57.351	1:08.317	20.990	24.927	22.400	64.898	78.739
2	17:04:00.264	1:03.994	18.817	22.873	22.304	93.076	78.833	2	17:04:02.782	1:05.431	19.524	23.873	22.034	95.073	78.553
3	17:05:04.252	1:03.988	19.031	22.778	22.115	93.337	78.926	3	17:05:09.197	1:06.415	19.024	22.946	24.445	94.937	78.368
4	17:06:07.121	1:02.869	18.540	22.471	21.858	92.044	79.303	4	17:06:13.962	1:04.765	19.322	23.244	22.199	92.816	78.092
5	17:07:10.227	1:03.106	18.703	22.778	22.115	93.732	79.114	5	17:07:18.331	1:04.369	18.916	23.168	22.285	95.896	79.020
6	17:08:13.668	1:03.441	18.687	22.778	22.115	94.398	80.261	6	17:08:23.195	1:04.864	19.287	23.161	22.416	95.346	79.020
7	17:09:17.578	1:03.910	19.428	22.778	22.115	94.667	79.020	7	17:09:28.928	1:05.733	19.229	23.687	22.817	96.313	79.114
8	17:10:23.188	1:05.610	18.805	23.605	23.200	94.532	78.368	8	17:10:33.846	1:04.918	19.794	22.768	22.356	92.557	75.950
9	17:11:26.979	1:03.791	19.267	22.778	22.115	93.732	79.114	9	17:11:38.132	1:04.286	18.805	22.971	22.510	92.557	78.276
(8) Hannah CHAPMAN								(16) Craig DILLON							
1	17:02:56.622	1:07.422	20.810	24.108	22.504	66.125	78.276	1	17:02:58.221	1:08.695	20.892	25.390	22.413	67.605	78.092
2	17:04:00.564	1:03.942	18.825	22.999	22.118	95.483	79.875	2	17:04:03.657	1:05.436	18.888	24.281	22.267	93.864	78.833
3	17:05:05.158	1:04.594	18.716	23.749	22.129	95.073	78.926	3	17:05:08.054	1:04.397	18.784	22.832	22.781	94.532	78.926
4	17:06:08.861	1:03.703	18.758	22.792	22.153	95.209	78.926	4	17:06:13.015	1:04.961	18.949	23.632	22.380	91.411	77.909
5	17:07:12.277	1:03.416	18.708	22.578	22.130	94.264	79.683	5	17:07:17.307	1:04.292	18.783	23.190	22.319	93.600	78.926
6	17:08:15.908	1:03.631	18.638	22.896	22.097	93.732	79.588	6	17:08:22.753	1:05.446	18.851	23.902	22.693	94.398	78.926
7	17:09:19.219	1:03.311	18.414	22.782	22.115	94.398	79.875	7	17:09:29.905	1:07.152	19.116	24.909	23.127	93.864	78.926
8	17:10:23.464	1:04.245	18.388	22.952	22.905	94.802	80.164	8	17:10:34.683	<					

SMRC Scottish Championship Raceday AC

Celtic Speed Mini Cooper Cup

Knockhill 1.267 miles

Race 15 - 3rd Race

16/09/2018 17:10

Race (9 Laps) started at 17:01:40

Lap	Time of Day	Lap Tm	S1	S2	S3	SFSpd	S1Spd	Lap	Time of Day	Lap Tm	S1	S2	S3	SFSpd	S1Spd
4	17:06:14.478	1:05.407	19.835	23.264	22.308	91.790	78.553								
5	17:07:18.885	1:04.407	18.795	23.171	22.441	93.732	79.493								
6	17:08:23.758	1:04.873	18.984	23.373	22.516	94.130	78.646								
7	17:09:29.459	1:05.701	19.138	23.595	22.968	93.997	79.398								
8	17:10:35.119	1:05.660	19.506	23.441	22.713	92.428	76.037								
9	17:11:39.071	1:03.952	18.962	22.626	22.364	94.264	79.971								
(55) Fiona KINDNESS															
1	17:02:59.101	1:09.118	20.707	25.353	23.058	67.060	78.646								
2	17:04:03.886	1:04.785	19.162	23.458	22.165	94.398	78.368								
3	17:05:08.674	1:04.788	18.961	22.964	22.863	95.209	79.588								
4	17:06:13.631	1:04.957	19.091	23.654	22.212	93.206	79.020								
5	17:07:18.121	1:04.490	18.962	23.213	22.315	94.667	79.114								
6	17:08:22.946	1:04.825	18.953	23.340	22.532	94.937	79.209								
7	17:09:29.848	1:06.902	19.206	23.756	23.940	95.209	79.779								
8	17:10:35.304	1:05.456	19.650	23.490	22.316	92.044	79.398								
9	17:11:39.295	1:03.991	19.027	22.946	22.018	93.864	80.067								
(81) Douglas SIMPSON															
1	17:02:58.754	1:08.664	20.877	25.085	22.702	69.225	78.739								
2	17:04:03.341	1:04.587	18.777	23.571	22.239	93.864	78.368								
3	17:05:08.082	1:04.741	18.804	22.786	23.151	93.600	78.739								
4	17:06:12.357	1:04.275	19.081	22.709	22.485	90.663	78.000								
5	17:07:16.824	1:04.467	18.764	23.281	22.422	93.600	78.553								
6	17:08:22.588	1:05.764	19.128	23.874	22.762	93.600	77.909								
7	17:09:30.020	1:07.432	19.038	25.638	22.756	94.130	79.114								
8	17:10:35.826	1:05.806	19.388	23.855	22.563	91.917	77.364								
9	17:11:40.810	1:04.984	19.052	22.622	23.310	93.337	78.184								
(30) Gordon LONG															
1	17:03:02.074	1:13.068	20.813	29.494	22.761	64.709	78.553								
2	17:04:07.622	1:05.548	19.521	23.444	22.583	92.428	78.833								
3	17:05:11.807	1:04.185	19.040	22.941	22.204	92.428	78.926								
4	17:06:16.384	1:04.577	19.187	22.941	22.449	93.468	78.553								
5	17:07:21.087	1:04.703	19.011	23.200	22.492	92.428	78.368								
6	17:08:26.003	1:04.916	19.298	23.206	22.412	92.428	78.460								
7	17:09:32.417	1:06.414	19.218	23.366	23.830	93.206	78.460								
8	17:10:37.683	1:05.266	19.470	23.264	22.532	90.171	78.739								
9	17:11:42.816	1:05.133	19.129	23.104	22.900	91.917	78.833								
(11) Richard SUTHERLAND															
1	17:03:00.480	1:10.490	21.581	24.893	24.016	64.271	74.838								
2	17:04:06.572	1:06.092	19.568	23.381	23.143	87.442	75.604								
3	17:05:11.732	1:05.160	19.186	22.980	22.994	88.255	76.651								
4	17:06:17.530	1:05.798	19.621	23.341	22.836	87.789	76.211								
5	17:07:23.421	1:05.891	19.281	23.267	23.343	89.684	76.386								
6	17:08:29.420	1:05.999	19.242	23.356	23.401	87.905	76.739								
7	17:09:35.024	1:05.604	19.118	23.343	23.143	88.608	76.299								
8	17:10:41.044	1:06.020	19.368	23.371	23.281	88.021	75.863								
9	17:11:47.539	1:06.495	19.316	23.661	23.518	88.021	75.950								

Clerk of the Course.

Sig : Time :

Chief Timekeeper : Ian Sharp (SMART Timing)

 Results available at www.speedhive.com and www.smart-timing.co.uk

Printed: 16/09/2018 17:13:14

Orbits



SMRC Scottish Championship Raceday AC

Lapchart

Celtic Speed Mini Cooper Cup

Knockhill 1.267 miles

Race 15 - 3rd Race

16/09/2018 17:10

Race (9 Laps) started at 17:01:40

Competitors	Laps									
	0	1	2	3	4	5	6	7	8	9
John DUNCAN (24)	1	24	91	91	91	91	91	91	91	91
Gary CLARK (85)	2	85	23	23	23	23	23	23	23	24
Ian MUNRO (23)	3	23	24	24	24	24	24	24	24	23
Dominic WHEATLEY (4)	4	4	85	7	7	7	7	7	7	7
Robbie DALGLEISH (91)	5	91	7	85	5	5	5	5	5	5
Michael WEDDELL (7)	6	7	5	5	85	8	8	8	8	8
David SLEIGH (5)	7	5	52	8	8	85	85	85	4	4
Simon HOLDERNESS (52)	8	52	4	21	21	21	4	4	85	85
Gordon LONG (30)	9	30	8	4	4	4	77	21	21	21
Neil METHVEN (41)	10	41	21	52	52	77	21	52	52	77
Hannah CHAPMAN (8)	11	8	41	77	77	52	52	77	77	52
Ashleigh MORRIS (77)	12	77	77	41	16	81	81	81	41	41
Craig DILLON (16)	13	16	16	81	81	16	16	16	19	16
Ross WILKINSON (21)	14	21	81	16	55	55	55	55	55	19
Fiona KINDNESS (55)	15	55	55	55	19	41	41	41	16	55
Richard SUTHERLAND (11)	16	11	19	19	41	19	19	19	81	81
Douglas SIMPSON (81)	17	81	11	11	11	30	30	30	30	30
Ian WALSH (19)	18	19	30	30	30	11	11	11	11	11

Margin of Victory

Avg. Speed

Best Lap Tm

Best Speed

Best Lap by

1.152

70.201

1:02.869

72.545

5 - David SLEIGH

Clerk of the Course.

Orbits

Sig : Time :
 Chief Timekeeper : Ian Sharp (SMART Timing)
 Results available at www.speedhive.com and www.smart-timing.co.uk



Celtic Speed Scottish Mini Cooper Newcomers Cup



Pos	Car No.	Name	Knockhill			Knockhill AC			Anglesay		Knockhill			Knockhill			Knockhill AC			Knockhill			Total	Diff
			1	2	3	4	5	6	7	8	9	10	11	12	12a	14	15	16	17	18	19	20		
1	7	Michael WEDDELL	25	25	25	DQ	16	20	25	20	25	25	25	25	25	25	25	25				381		
2	21	Ross WILKINSON	16	20	20	25	20	16	14	16	16	14	14	14	16	16	20	14	20			291	-90	
3	95	Craig BLAKE	DNF	16	16	20	25	25	20	25	20	16	20	20	20							263	-28	
4	16	Craig DILLON	20	DNF	12	DNF	14	14	16	DNF	14	20	16	16	12	DNF	DNF	16	16			186	-77	
5	30	Gordon LONG									12	12	12	12	14	14	16	20	14			126	-60	
6	30	David LONG	14	12	10	16	12	12														76	-50	
7	10	Jake HUTCHISON	DNF	14	14	DNF	DNS	DNS														28	-48	

Celtic Speed Scottish Mini Cooper Ladies Cup



Pos	Car No.	Name	Knockhill 8th April			Knockhill AC 6th May			Anglesay 26th-27th May		Knockhill 1st July			Knockhill 4th-5th August			Knockhill AC 16th September			Knockhill 7th October			Total	Diff
			1	2	3	4	5	6	7	8	9	10	11	12	12a	14	15	16	17	18	19	20		
1	77	Ashleigh MORRIS	25	20	20	20	16	16	20	20	20	20	20	20	25	25	20	20				347		
2	8	Hannah CHAPMAN	DNF	25	25	25	25	25	25	DNF	25	25	25	25	25	DNF	DNF	25	25			325	-22	
3	55	Fiona KINDNESS	20	16	16	DNF	20	20	16	25	16	16	16	16	16	20	DNF	16	16			265	-60	



Race Results



Bulletin No. _____

SMRC Scottish Championship Raceday AC

Sorted on Laps

Scottish Legends Championship

Knockhill 1.267 miles

Race 16 - Final

16/09/2018 17:35

Race (10 Laps) started at 17:20:39

Pos	No.	Name	Make/Model	CC	Class Code	Laps	Total Tm	Diff	Best Tm	In Lap	2nd Best
1	7	Duncan VINCENT	Ford Coupe	1250	LT	6	5:59.761		58.485	4	58.901
2	85	Mark BEATY	Ford Coupe	1250	L	6	6:01.157	1.396	59.503	3	59.653
3	60	David NEWALL	Ford Coupe	1250	L	6	6:01.289	1.528	59.098	6	59.448
4	5	Michael PAXTON	Ford Coupe	1250	L	6	6:03.717	3.956	59.225	6	59.495
5	22	Ben MASON	Chevy Sedan	1250	L	6	6:05.653	5.892	59.435	5	59.798
6	8	Jordan HODGSON	Ford Coupe	1250	L	6	6:12.333	12.572	1:00.131	5	1:00.444
7	6	David HUNTER	Ford Coupe	1250	L	6	6:13.432	13.671	59.725	3	59.906
8	71	Ryan McLEISH	Ford Coupe	1250	L	6	6:13.446	13.685	1:00.288	5	1:00.830
9	52	Stewart BLACK	Ford Coupe	1250	L	6	6:14.524	14.763	1:00.319	5	1:00.567
10	33	Kieran BEATY	Ford Coupe	1250	L	6	6:16.668	16.907	1:00.265	3	1:01.292
11	86	Jon CRITCHLOW	Chevy Sedan	1250	LR	6	6:17.068	17.307	1:00.952	5	1:01.262
12	37	Ivor GREENWOOD	Ford Coupe	1250	L	6	6:20.347	20.586	58.996	2	59.449
13	30	Mark FRENCH	Ford Coupe	1250	LR	6	6:24.414	24.653	1:02.871	2	1:03.006
14	17	Billy WAIT	37 Ford	1250	L	6	6:25.548	25.787	1:00.805	5	1:01.243
Not classified (from pos 15)											
	4	Colin McNEILL	Ford Coupe	1250	L	6	6:16.675	16.914	1:01.072	3	1:01.761
DNF	15	Steven McGILL	Ford Coupe	1250	L	6	6:23.087	DNF	59.687	5	1:00.297
DNS	16	John BUSHBY	Ford Coupe	1250	L			DNS		0	

Announcements

RED FLAG after Leader completed 7 Laps - Result declared at 6 Laps.

Car No.4 - Not classified - Not running at time of Red Flag.

Margin of Victory	Avg. Speed	Best Lap Tm	Best Speed	Best Lap by
1.396	76.064	58.485	77.983	7 - Duncan VINCENT

Clerk of the Course.

Orbits

Sig : Time :
Chief Timekeeper : Ian Sharp (SMART Timing)

Results available at www.speedhive.com and www.smart-timing.co.uk

Printed: 16/09/2018 17:36:08



SMRC Scottish Championship Raceday AC

Scottish Legends Championship

Knockhill 1.267 miles

Race 16 - Final

16/09/2018 17:35

Race (10 Laps) started at 17:20:39

Lap	Time of Day	Lap Tm	S1	S2	S3	SFSpd	S1Spd
(7) Duncan VINCENT							
1	17:21:43.180	1:02.692	18.744	23.745	20.203	89.323	96.593
2	17:22:42.846	59.666	17.050	22.540	20.076	110.576	95.620
3	17:23:41.982	59.136	16.961	21.230	20.945	108.944	93.864
4	17:24:40.467	58.485	17.219	21.238	20.028	103.033	93.468
5	17:25:39.924	59.457	17.287	22.055	20.115	104.986	94.532
6	17:26:38.825	58.901	17.352	21.525	20.024	104.163	92.816

Lap	Time of Day	Lap Tm	S1	S2	S3	SFSpd	S1Spd
(85) Mark BEATY							
1	17:21:40.481	1:00.835	18.588	21.708	20.539	85.972	91.663
2	17:22:42.444	59.963	17.616	21.701	20.646	99.485	91.790
3	17:23:39.947	59.503	17.740	21.260	20.503	100.235	91.411
4	17:24:39.600	59.653	17.471	21.598	20.584	100.084	91.160
5	17:25:40.052	1:00.452	17.883	21.794	20.775	99.634	91.160
6	17:26:40.221	1:00.169	17.825	21.905	20.439	100.539	92.428

Lap	Time of Day	Lap Tm	S1	S2	S3	SFSpd	S1Spd
(60) David NEWALL							
1	17:21:42.467	1:02.293	18.567	23.315	20.411	91.663	91.790
2	17:22:42.663	1:00.196	17.680	22.184	20.332	104.000	91.537
3	17:23:42.348	59.685	17.339	21.419	20.927	102.398	92.945
4	17:24:41.796	59.448	17.539	21.561	20.348	103.193	93.076
5	17:25:41.255	59.459	17.589	21.602	20.268	102.398	89.684
6	17:26:40.353	59.098	17.560	21.364	20.174	102.556	91.036

Lap	Time of Day	Lap Tm	S1	S2	S3	SFSpd	S1Spd
(5) Michael PAXTON							
1	17:21:44.164	1:04.041	19.293	23.924	20.824	93.864	92.300
2	17:22:43.900	59.736	17.326	22.359	20.051	105.152	93.864
3	17:23:43.395	59.495	17.467	21.876	20.152	107.708	94.264
4	17:24:44.026	1:00.631	17.535	21.614	21.482	107.534	91.663
5	17:25:43.556	59.530	17.706	21.498	20.326	102.714	90.540
6	17:26:42.781	59.225	17.472	21.556	20.197	103.033	91.537

Lap	Time of Day	Lap Tm	S1	S2	S3	SFSpd	S1Spd
(22) Ben MASON							
1	17:21:43.010	1:02.693	18.710	23.580	20.403	92.557	91.411
2	17:22:43.473	1:00.463	17.803	22.750	19.910	108.235	93.468
3	17:23:43.400	59.927	17.531	21.845	20.551	105.822	93.468
4	17:24:45.484	1:02.084	17.953	22.138	21.993	104.000	91.537
5	17:25:44.919	59.435	17.565	21.584	20.286	100.844	91.036
6	17:26:44.717	59.798	17.673	21.650	20.475	101.770	91.411

Lap	Time of Day	Lap Tm	S1	S2	S3	SFSpd	S1Spd
(8) Jordan HODGSON							
1	17:21:44.788	1:04.392	19.424	24.572	20.396	94.937	96.035
2	17:22:47.405	1:02.617	18.552	23.851	20.214	110.209	94.398
3	17:23:48.594	1:01.189	18.040	22.665	20.484	107.534	93.600
4	17:24:50.822	1:02.228	17.578	23.033	21.617	108.588	93.997
5	17:25:50.953	1:00.131	17.888	21.932	20.311	103.514	91.917
6	17:26:51.397	1:00.444	17.775	22.314	20.355	104.491	92.300

Lap	Time of Day	Lap Tm	S1	S2	S3	SFSpd	S1Spd
(6) David HUNTER							
1	17:21:45.399	1:04.651	19.707	24.468	20.476	96.174	95.483
2	17:22:49.248	1:03.849	18.129	24.513	21.207	107.708	94.937
3	17:23:48.973	59.725	17.269	22.405	20.051	106.330	93.997
4	17:24:51.840	1:02.867	17.809	23.249	21.809	109.663	91.663
5	17:25:51.746	59.906	18.009	21.875	20.022	106.500	92.557
6	17:26:52.496	1:00.750	18.292	22.621	19.837	109.123	94.130

Lap	Time of Day	Lap Tm	S1	S2	S3	SFSpd	S1Spd
(71) Ryan McLEISH							
1	17:21:45.990	1:05.290	19.817	24.484	20.989	96.453	93.206
2	17:22:47.569	1:01.579	17.876	23.529	20.174	105.822	93.997
3	17:23:48.698	1:01.129	18.108	22.699	20.322	107.708	90.540
4	17:24:51.392	1:02.694	17.966	23.037	21.691	109.123	91.917
5	17:25:51.680	1:00.288	17.823	22.155	20.310	104.000	91.663
6	17:26:52.510	1:00.830	18.198	22.221	20.411	108.588	90.663

Lap	Time of Day	Lap Tm	S1	S2	S3	SFSpd	S1Spd
(52) Stewart BLACK							
1	17:21:46.572	1:06.315	19.758	24.655	21.902	94.937	93.076
2	17:22:49.599	1:03.027	17.605	23.973	21.449	105.653	94.264
3	17:23:50.166	1:00.567	17.541	22.034	20.992	107.187	93.076
4	17:24:52.146	1:01.980	17.594	22.561	21.825	102.873	93.337
5	17:25:52.465	1:00.319	17.934	22.278	20.107	107.360	92.300
6	17:26:53.588	1:01.123	17.786	23.134	20.203	105.319	95.209

Lap	Time of Day	Lap Tm	S1	S2	S3	SFSpd	S1Spd
(33) Kieran BEATY							

Lap	Time of Day	Lap Tm	S1	S2	S3	SFSpd	S1Spd
1	17:21:41.772	1:02.157	18.683	22.519	20.955	88.490	90.049
2	17:22:43.064	1:01.292	18.304	22.127	20.861	100.691	91.537
3	17:23:43.329	1:00.265	17.704	21.878	20.683	106.500	92.428
4	17:24:46.011	1:02.682	17.945	21.966	22.771	103.514	91.537
5	17:25:49.731	1:03.720	18.684	22.550	22.486	97.873	85.529
6	17:26:55.732	1:06.001	19.291	24.736	21.974	85.860	82.146

Lap	Time of Day	Lap Tm	S1	S2	S3	SFSpd	S1Spd
(86) Jon CRITCHLOW							
1	17:21:44.165	1:04.724	19.124	23.445	22.155	84.765	91.411
2	17:22:49.296	1:05.131	18.526	25.155	21.450	103.033	90.787
3	17:23:51.933	1:02.637	18.538	22.331	21.768	103.033	90.911
4	17:24:53.918	1:01.985	18.029	22.420	21.536	101.770	89.805
5	17:25:54.870	1:00.952	17.750	22.382	20.820	101.770	90.171
6	17:26:56.132	1:01.262	19.734	22.736	20.809	102.556	89.203

Lap	Time of Day	Lap Tm	S1	S2	S3	SFSpd	S1Spd
(37) Ivor GREENWOOD							
1	17:21:41.727	1:01.963	18.949	22.303	20.711	85.750	88.608
2	17:22:40.723	58.996	17.464	21.435	20.097	102.083	92.428
3	17:23:42.018	1:01.295	17.668	22.097	21.530	104.655	93.337
4	17:24:43.247	1:18.229	17.717	21.223	39.289	103.033	92.686
5	17:25:59.962	59.715	17.713	21.721	20.281	102.240	92.300
6	17:26:59.411	59.449	17.814	21.305	20.330	102.556	90.911

Lap	Time of Day	Lap Tm	S1	S2	S3	SFSpd	S1Spd
(30) Mark FRENCH							
1	17:21:47.594	1:07.954	20.691	25.233	22.030	80.164	86.644
2	17:22:50.465	1:02.871	18.332	23.138	21.401	99.934	87.905
3	17:23:53.471	1:03.006	18.208	22.529	22.269	102.714	88.255
4	17:24:57.078	1:03.607	18.548	22.911	22.148	97.873	86.984
5	17:26:00.206	1:03.128	18.463	22.999	21.666	97.443	86.984
6	17:27:03.478	1:03.272	18.341	23.269	21.662	98.162	88.255

Lap	Time of Day	Lap Tm	S1	S2	S3	SFSpd	S1Spd
(17) Billy WAIT							
1	17:21:44.509	1:04.437	19.526	24.133	20.778	90.293	93.076
2	17:22:47.377	1:02.868	17.688	24.254	20.926	106.330	93.076
3	17:24:01.218	1:13.841	17.850	23.214	32.777	105.990	92.945
4	17:25:02.461	1:01.243	18.237	22.317	20.689	99.485	89.323
5	17:26:03.266	1:00.805	17.558	22.230	21.017	105.152	92.300
6	17:27:04.612	1:01.346	18.210	22.320	20.816	102.240	90.416

Lap	Time of Day	Lap Tm	S1	S2	S3	SFSpd	S1Spd
(4) Colin McNEILL							
1	17:21:44.846	1:04.998	19.444	24.777	20.777	89.203	93.864
2	17:22:47.280	1:02.4					

SMRC Scottish Championship Raceday AC

Lapchart

Scottish Legends Championship

Knockhill 1.267 miles

Race 16 - Final

16/09/2018 17:35

Race (10 Laps) started at 17:20:39

Competitors	Laps							
	0	1	2	3	4	5	6	
Jon CRITCHLOW (86)	1	86	85	85	85	85	7	7
Kieran BEATY (33)	2	33	37	37	7	7	85	85
Mark FRENCH (30)	3	30	33	60	37	60	60	60
Mark BEATY (85)	4	85	60	7	60	5	5	5
Ivor GREENWOOD (37)	5	37	15	33	33	22	22	22
Colin McNEILL (4)	6	4	22	22	5	33	33	8
Steven McGILL (15)	7	15	7	5	22	8	8	6
Billy WAIT (17)	8	17	5	4	4	71	71	71
Michael PAXTON (5)	9	5	86	17	8	4	6	52
David NEWALL (60)	10	60	17	8	71	6	52	33
Stewart BLACK (52)	11	52	8	71	6	52	4	4
Ben MASON (22)	12	22	4	6	52	86	86	86
Jordan HODGSON (8)	13	8	6	86	86	30	37	37
Duncan VINCENT (7)	14	7	71	52	30	37	30	15
Ryan McLEISH (71)	15	71	52	30	17	15	15	30
David HUNTER (6)	16	6	30	15	15	17	17	17
-	17							

Margin of Victory	Avg. Speed	Best Lap Tm	Best Speed	Best Lap by
1.396	76.064	58.485	77.983	7 - Duncan VINCENT

Clerk of the Course.

Orbits

Sig : Time :
Chief Timekeeper : Ian Sharp (SMART Timing)

Results available at www.speedhive.com and www.smart-timing.co.uk

Printed: 16/09/2018 17:37:20



Scottish Legends Championship



Pos	Car No.	Name	Class	Knockhill 6th April			Knockhill AC 6th May			Anglesey 26th May			Anglesey 27th May			Knockhill 1st July			Knockhill SLS 22nd July			Knockhill 4th/5th August			Knockhill AC 16th September			Knockhill 7th October			Total	Total DS	Diff										
				H1	H2	F	H1	H2	F	H1	H2	F	H1	H2	F	H1	H2	F	H1	H2	F	H1	H2	F	H1	H2	F	H1	H2	F													
1	6	David HUNTER		160	185	140	485	200	140	5	345	200	170	120	490	160	200	185	545	200	150	160	510	185	140	200	525	170	150	90	410	200	185	130	515				0	3825	3825		
2	71	Ryan McLEISH		150	120	185	455	150	150	160	460	120	130	160	410	185	185	200	570	140	170	170	480	60	160	5	225	110	185	170	465	170	170	120	460				0	3525	3525	-300	
3	8	Jordan HODGSON		100	150	90	340	100	100	185	385	185	110	170	465	200	160	170	530	160	200	140	500	170	130	185	485	150	140	5	295	185	150	140	475				0	3475	3475	-50	
4	37	Ivor GREENWOOD		170	140	150	460	140	130	200	470	150	90	185	425	5	130	160	295	120	160	200	480	200	150	160	510	200	200	140	540	150	5	80	235				0	3415	3415	-60	
5	60	David NEWALL		185	110	170	465	185	185	130	500	170	120	200	490	170	90		260	80	185	185	450	140	5	170	315	120	160	200	480	130	110	170	410				0	3370	3370	-45	
6	52	Stewart BLACK		5	130	160	295	120	170	150	440	140	160	130	430	100	100	130	330	185	140	110	435	150	200	150	500	130	120	130	380	100	160	110	370				0	3180	3180	-190	
7	15	Steven McGILL		140	170	130	440	160	5	170	335	5	185	150	340	5	170	150	325	170	110	150	430	160	170	140	470	90	170	5	265	120	120	5	245				0	2850	2850	-330	
8	5	Michael PAXTON		90	80	80	250	90	120	110	320	160	150	110	420	120	120	100	340	70	100	100	270	90	120	120	330	140	100	160	400	110	130	160	400				0	2730	2730	-120	
9	17	Billy WAIT		130	100	120	350	60	80	120	260	5	140	100	245	140	110	110	360	90	80	90	260	120	110	130	360	60	90	100	250	70	100	60	230				0	2315	2315	-415	
10	22	Ben MASON		110	160	5	275				0				0				0	150	120	120	390	130	185	110	425	160	DQ	185	345	160	140	150	450				0	1885	1885	-430	
11	1	John PATERSON		200	200	200	600	110	200	70	380	5	200	5	210	150	150	120	420				0			0	185	60	DNS	245				0				0	1855	1855	-30		
12	85	Mark BEATY					0	80	110	5	195	110	5	140	255	110	140	140	390	110	90	5	205	5	5	70	80	80	110	50	240	90	50	185	325				0	1690	1690	-165	
13	7	VINCENT / PRITCHARD	T					170	160	5	335	80	70	60	210	80	80	60	220	130	130	5	265			0	50	5	40	95	140	200	200	540				0	1665	1665	-25		
14	86	Jon CRITCHLOW	R	50	50	40	140	30	50	5	85	5	5	70	80	130	5	70	205	50	40	70	160	80	80	80	240	70	70	110	250	5	90	90	185				0	1345	1345	-320	
15	16	John BUSHBY		40	40	50	130	40	70	90	200	100	80	80	260	5	70	80	155	60	50	60	170	70	70	60	200	20	50	80	150	5	DNS	DNS	5				0	1270	1270	-75	
16	75	Pino PALAZZO		120	90	110	320	130	90	140	360	130			130				0				0			0	100	130	120	350				0				0	1160	1160	-110		
17	33	Kieran BEATY		60	5	70	135				0				0	100	60	130	290	100	100	90	290	5	80	60	145	60	80	100	240				0				0	1100	1100	-60	
18	30	Mark FRENCH	R	20	30	20	70	20	30	80	130	5		50	55	70	60	50	180	30	30	40	100	50	60	50	160	40	40	70	150	50	70	70	190				0	1035	1035	-65	
19	4	Colin McNEILL		30	60	100	190	70	40	5	115	90	100	90	280	90	5	90	185	40	5	50	95			0			80	60	5	145				0				0	1010	1010	-25
20	44	Colm O'SULLIVAN	R	70	5	30	105				0				0				0	5	70	80	155	110	90	100	300	30	DQ	150	180				0				0	740	740	-270	
21	69	Gerard McCOSH		80	70	60	210	50	60	100	210				0				0				0			0											0	420	420	-590			