

Knockhill

Super Lap Scotland – Round 3

17th June 2018



WHITELINE

Nolathane®



S.M.A.R.T.

Scottish Motorsports Automatic Race Timing

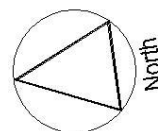
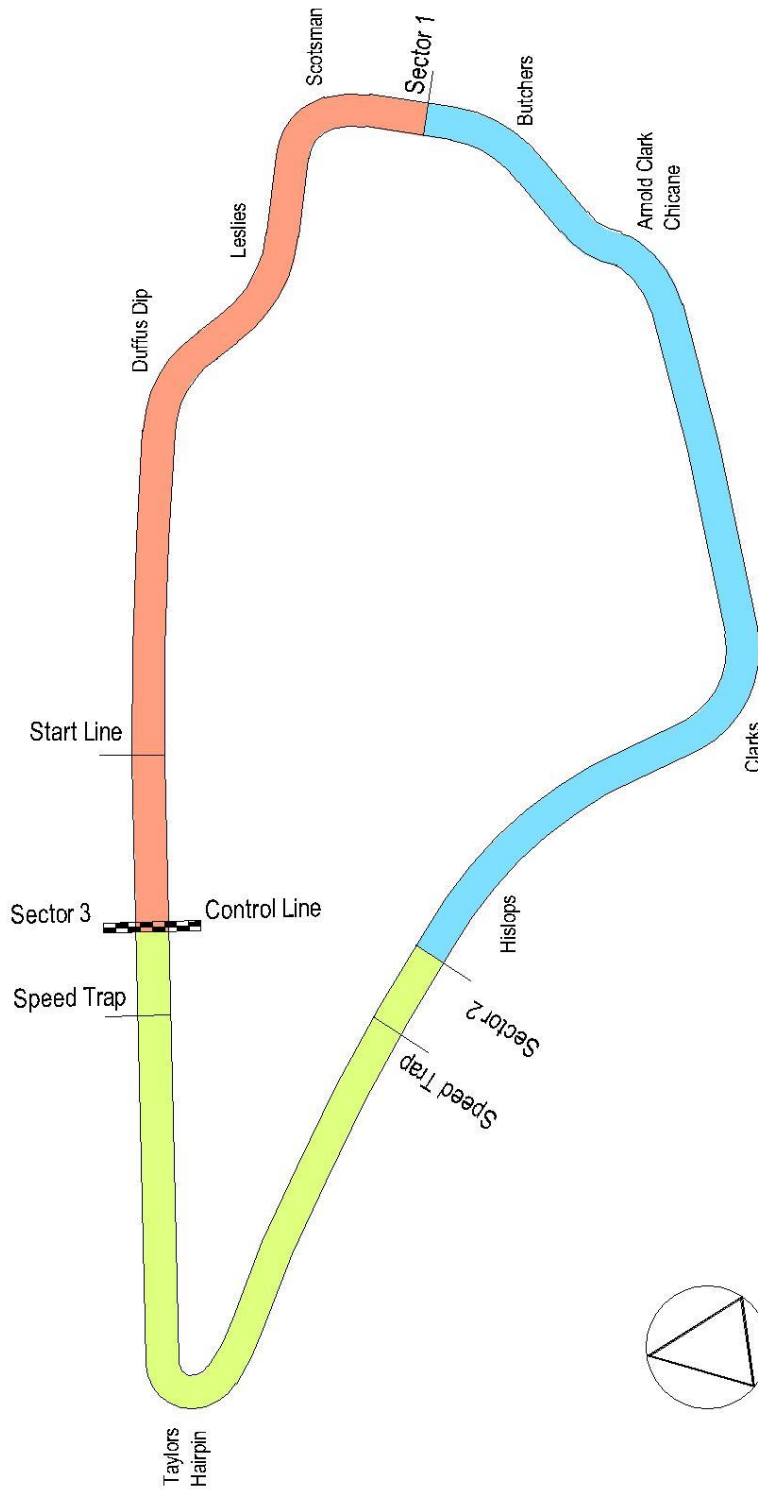

Ravenslea, Melrose Road, Galashiels, TD1 2AT

Telephone : 01896 – 752447

Scottish Motorsports Automatic Race Timing

Circuit layout

Knockhill – Clockwise



Length
Sector 1 0.433 Mile
Sector 2 0.503 Mile
Sector 3 0.334 Mile



Super Lap Scotland - Round 3

Sorted on best lap time

Super Lap Scotland

Knockhill 1.267 miles

Warm Up - Group 1

17/06/2018 08:45


Practice (15:00 Time) started at 8:45:09

Pos	No.	Name	Make/Model	Class Code	Laps	Best Tm	Diff	Best Speed	2nd Best
1	54	Steven McNAB	Renault Clio	SLS-E	8	1:00.286		75.653	1:00.802
2	333	John LINDSAY	Renault Sport Clio	SLS-E	12	1:00.658	0.372	75.189	1:00.735
3	484	Euan DUNCAN	Honda S2000	SLS-E	9	1:00.979	0.693	74.794	1:01.039
4	6	Michael FOSTER	Renault Clio 172	SLS-E	9	1:01.059	0.773	74.696	1:01.675
5	555	Lewis MacDOUGALL	Renault Clio	SLS-F	11	1:01.679	1.393	73.945	1:02.093
6	600	Michael ANDERSON	Ford Puma	SLS-F	13	1:02.668	2.382	72.778	1:02.820
7	888	Yumen LAI	Renault Clio 182	SLS-F	9	1:02.896	2.610	72.514	1:07.110
8	97	Scott McFARLANE	Renault Clio 172	SLS-E	6	1:03.519	3.233	71.803	1:07.420
9	172	Keith RICHARDSON	Renault Clio 172	SLS-F	10	1:03.588	3.302	71.725	1:03.956
10	65	Kevin STRACHAN	Renault Clio	SLS-F	7	1:03.844	3.558	71.437	1:04.038
11	38	Sean HISLOP	Renault Clio RS	SLS-F	8	1:04.376	4.090	70.847	1:04.466
12	28	Ewan HAMILTON	Mini Cooper S	SLS-F	10	1:04.388	4.102	70.834	1:04.394
13	24	Jordan SMITH	Ford Escort	SLS-F	13	1:04.394	4.108	70.827	1:04.642
14	72	Thomas SILK	Ford Focus	SLS-F	10	1:05.624	5.338	69.500	1:05.718
15	155	Karen O'BRIEN	Mini Cooper	SLS-F	10	1:08.171	7.885	66.903	1:09.686
16	41	Neil METHVEN	Mini Cooper	SLS-F	5	1:12.643	12.357	62.784	1:16.281
17	88	Martin BROWN	Subaru Impreza WRX	SLS-F	10	1:13.017	12.731	62.463	1:14.070

Clerk of the Course.

Orbits

Sig : Time :
 Chief Timekeeper : Ian Sharp (SMART Timing)
 Results available at www.speedhive.com and www.smart-timing.co.uk



Super Lap Scotland - Round 3

Super Lap Scotland

Knockhill 1.267 miles

Warm Up - Group 1

17/06/2018 08:45

Practice (15:00 Time) started at 8:45:09

Lap	Time of Day	Lap Tm	S1	S2	S3	S3Spd	SFSpd	Lap	Time of Day	Lap Tm	S1	S2	S3	S3Spd	SFSpd
11	8:57:31.790	1:04.394	44.991		43.472	2.703	80.853								
12	8:58:36.549	1:04.759	45.649		44.159	2.602	81.739								
13	8:59:41.604	1:05.055	45.515		44.050	2.656	81.244								

(72) Thomas SILK

1	8:46:31.698						79.136
2	8:47:38.997	1:07.299	47.435				79.606
3	8:48:46.785	1:07.788	45.701		46.328		32.450
4	8:51:35.389	2:48.604	2:28.368		45.142		78.214
5	8:52:41.234	1:05.845	45.615		44.567		78.950
6	8:53:46.952	1:05.718	46.130			0.734	79.136
7	8:54:52.576	1:05.624	46.269				78.672
8	8:56:01.820	1:09.244	48.771				77.224
9	8:57:14.378	1:12.558	47.231				29.945
10	9:00:04.421	2:50.043	2:26.711				68.407

(155) Karen O'BRIEN

1	8:46:49.353				55.500	2.052	73.745
2	8:48:08.958	1:19.605	56.823		54.360	2.066	75.148
3	8:49:24.292	1:15.334	54.044		51.312	2.172	76.086
4	8:50:36.821	1:12.529	51.906		48.550	2.333	76.345
5	8:51:46.507	1:09.686	49.386		46.064	2.525	76.607
6	8:52:56.480	1:09.973	49.723		46.534	2.477	75.148
7	8:54:20.185	1:23.705	57.286		58.717	2.012	30.559
8	8:57:18.896	2:58.711	2:37.827		48.357	2.370	73.745
9	8:58:29.419	1:10.523	50.418		47.109	2.413	76.607
10	8:59:37.590	1:08.171	48.205		45.079	2.590	75.487

(41) Neil METHVEN

1	8:54:07.195				53.222	2.126	66.774
2	8:55:23.476	1:16.281	54.580		50.226	2.282	74.316
3	8:56:53.629	1:30.153	58.007		1:04.417	1.972	46.281
4	8:58:34.525	1:40.896	1:16.020		1:06.059	1.569	74.152
5	8:59:47.168	1:12.643	51.669		47.415	2.462	74.481

(88) Martin BROWN

1	8:46:44.478				55.103		58.456
2	8:48:04.306	1:19.828	55.600		54.091		73.989
3	8:49:18.702	1:14.396	50.768		52.012		63.309
4	8:50:40.790	1:22.088	56.130		57.229		73.826
5	8:51:56.070	1:15.280	50.443		52.378		29.127
6	8:54:29.367	2:33.297	2:11.051		51.448	2.216	73.102
7	8:55:42.384	1:13.017	51.052		49.718	2.340	80.176
8	8:57:02.471	1:20.087	53.517		56.193	2.190	61.454
9	8:58:16.541	1:14.070	51.604		48.853	2.460	72.785
10	8:59:32.174	1:15.633	49.878		52.885	2.375	68.970

Clerk of the Course.

Sig : _____ Time : _____
 Chief Timekeeper : Ian Sharp (SMART Timing)
 Results available at www.speedhive.com and www.smart-timing.co.uk
 Printed: 17/06/2018 09:04:36

Orbits





Super Lap Scotland - Round 3

Sorted on best lap time

Super Lap Scotland

Knockhill 1.267 miles

Warm Up - Group 2

17/06/2018 09:05


Practice (15:00 Time) started at 9:04:24

Pos	No.	Name	Make/Model	Class Code	Laps	Best Tm	Diff	Best Speed	2nd Best
1	551	Adam KINDNESS	Subaru Impreza STi Type R	SLS-B	4	55.120		82.744	1:27.855
2	81	Ian PITMAN	Subaru Impreza	SLS-D	4	58.052	2.932	78.565	1:03.888
3	777	Ian HOGGINS	Honda Civic	SLS-D	14	58.134	3.014	78.454	58.473
4	77	Ian BONTHRONE	BMW E46 M3	SLS-D	10	58.448	3.328	78.032	58.689
5	45	Euan BEGBIE	Volkswagen Golf	SLS-D	9	58.711	3.591	77.683	58.919
6	87	Paul BELL	Mini Cooper	SLS-D	13	58.742	3.622	77.642	59.054
7	101	John WALLACE	Fiat Coupe Turbo	SLS-D	6	1:00.758	5.638	75.066	1:01.268
8	67	Marshall WISHART	Mazda RX8	SLS-D	11	1:01.101	5.981	74.644	1:01.602
9	27	Iain TAYLOR	Renault Clio 182	SLS-D	10	1:01.889	6.769	73.694	1:02.157
10	42	Alex MILNE	Audi TTRS Plus	SLS-D	4	1:02.069	6.949	73.480	1:04.418
11	37	Andrew SKINNER	Westfield Seiw	SLS-D	13	1:02.661	7.541	72.786	1:03.392
12	73	Robert DAVEY	Lotus Elise S220 Cup	SLS-D	13	1:03.475	8.355	71.853	1:03.711
13	94	Jonathan SCRIMGEOUR	Vauxhall Astra VXR	SLS-D	12	1:04.094	8.974	71.159	1:04.397
14	23	Andrew COWIE	Subaru Impreza	SLS-D	5	1:05.462	10.342	69.672	1:08.654

Clerk of the Course.

Orbits

Sig : Time :
 Chief Timekeeper : Ian Sharp (SMART Timing)
 Results available at www.speedhive.com and www.smart-timing.co.uk





Super Lap Scotland - Round 3

Super Lap Scotland

Knockhill 1.267 miles

Warm Up - Group 2

17/06/2018 09:05

Practice (15:00 Time) started at 9:04:24

Lap	Time of Day	Lap Tm	S1	S2	S3	S3Spd	SFSpd	Lap	Time of Day	Lap Tm	S1	S2	S3	S3Spd	SFSpd
-----	-------------	--------	----	----	----	-------	-------	-----	-------------	--------	----	----	----	-------	-------

12	9:19:55.569	1:04.094	20.794	23.914	19.386	99.714	88.068								
(23) Andrew COWIE															
1	9:06:13.243				24.069	54.515	73.664								
2	9:07:22.953	1:09.710	22.958	25.891	20.861	81.639	86.814								
3	9:08:28.415	1:05.462	21.334	24.893	19.235	92.690	89.002								
4	9:09:37.069	1:08.654	21.537	26.306	20.811	82.039	87.494								
5	9:10:53.187	1:16.118	21.452	24.425	30.241	93.465	23.117								

Clerk of the Course.

Sig : Time :
 Chief Timekeeper : Ian Sharp (SMART Timing)
 Results available at www.speedhive.com and www.smart-timing.co.uk

Orbits





Super Lap Scotland - Round 3

Sorted on best lap time

Super Lap Scotland

Knockhill 1.267 miles

Warm Up - Group 3

17/06/2018 09:25

Practice (15:00 Time) started at 9:22:30

Pos	No.	Name	Make/Model	Class Code	Laps	Best Tm	Diff	Best Speed	2nd Best
1	0	Andy FORREST	Westfield	SLS-A	4	50.958		89.502	56.961
2	7	David LONG	Caterham R400	SLS-P	9	53.674	2.716	84.973	54.020
3	34	Blair McCONACHIE	Caterham Superlight R	SLS-C	14	54.897	3.939	83.080	55.399
4	13	Keith COWIE	Seat Leon Supercopa	SLS-B	13	55.098	4.140	82.777	55.504
5	89	William ROBSON	Ford Focus RS	SLS-B	9	55.121	4.163	82.742	56.054
6	55	Fiona KINDNESS	Subaru Impreza	SLS-B	9	56.057	5.099	81.361	56.274
7	95	Wayne SUTHERLAND	Mitsubishi Evo 6	SLS-A	13	56.430	5.472	80.823	56.798
8	11	Christopher CHERRY	Mitsubishi Evo	SLS-C	10	56.848	5.890	80.229	56.859
9	26	Bob MacKAY	Mitsubishi Evo 7	SLS-C	9	56.958	6.000	80.074	57.341
10	61	Andy CLOTWORTHY	Subaru Impreza	SLS-B	7	57.913	6.955	78.753	58.636
11	62	Paul RANKIN	Westfield	SLS-P	7	58.245	7.287	78.304	58.354
12	10	Nev WOOD	Ariel Atom	SLS-A	11	59.135	8.177	77.126	59.854
13	9	Steven ARKLEY	Westfield Megabus	SLS-C	12	59.747	8.789	76.336	1:00.158

Clerk of the Course. Orbits

Sig : Time :
 Chief Timekeeper : Ian Sharp (SMART Timing)
 Results available at www.speedhive.com and www.smart-timing.co.uk





Super Lap Scotland - Round 3

Super Lap Scotland

Knockhill 1.267 miles

Warm Up - Group 3

17/06/2018 09:25

Practice (15:00 Time) started at 9:22:30

Lap	Time of Day	Lap Tm	S1	S2	S3	S3Spd	SFSpd	Lap	Time of Day	Lap Tm	S1	S2	S3	S3Spd	SFSpd
8	9:33:01.850	2:21.843	1:32.172	29.171	20.500	69.041	96.005								
9	9:34:03.625	1:01.775	20.248	23.874	17.653	102.298	96.143								
10	9:35:10.148	1:06.523	22.518	25.421	18.584	89.239	97.257								
11	9:36:09.895	59.747	19.552	23.145	17.050	104.043	93.988								
12	9:37:30.518	1:20.623	21.769	33.450	25.404	61.007	36.974								

Clerk of the Course. Orbits

Sig : Time :
 Chief Timekeeper : Ian Sharp (SMART Timing)
 Results available at www.speedhive.com and www.smart-timing.co.uk





Super Lap Scotland - Round 3

Sorted on best lap time

Northern Sports & Saloon Cars Championship

Knockhill 1.267 miles

Familiarisation

17/06/2018 10:00


Practice (15:00 Time) started at 9:53:53

Pos	No.	Name	Make/Model	Class Code	Laps	Best Tm	Diff	Best Speed	2nd Best
1	2	Jeff WILSON	Lotus Elise	A1	10	53.691		84.946	54.007
2	00	Andy ROBINSON	Ford Falcon	A1	8	55.570	1.879	82.074	56.583
3	62	Paul RANKIN	Westfield	E1	8	58.198	4.507	78.368	58.453
4	63	Kyle MURCHIE	Pell Genesis	E2	10	58.270	4.579	78.271	58.724
5	18	Paul TOUGH	BMW E46 M3	B2	13	58.455	4.764	78.023	58.674
6	12	Scott HUBEL	Peugeot 205 T16	A2	12	58.472	4.781	78.000	58.631
7	1	Mark LEYBOURNE	Westfield FW	E2	8	58.520	4.829	77.936	58.536
8	75	Jordan LOWING	Westfield FW	E2	12	58.681	4.990	77.723	59.077
9	99	David BREWIS	Davrian	A2	6	59.356	5.665	76.839	59.968
10	60	Stephen CRAGGS	Mazda MX5	B2	7	59.368	5.677	76.823	1:00.449
11	10	Allan GIBSON	Lotus Exige	A1	9	1:00.350	6.659	75.573	1:00.513
12	31	Gary BOWERS	BMW E46 328	B2	14	1:00.792	7.101	75.024	1:00.813
13	54	Andrew MORRISON	Seat Cupra	A1	7	1:00.980	7.289	74.792	1:01.088
14	89	Daniel KELL	Ford Sierra XR4x4	B2	14	1:02.045	8.354	73.509	1:02.345
15	30	Paul LIGHTBURN	BMW E36 318is	B2	14	1:02.609	8.918	72.846	1:02.643
16	90	Simon SHERIDAN	Honda Civic	D	10	1:02.924	9.233	72.482	1:03.126
17	59	Damien McKAY	Ginetta G20	E1	4	1:07.743	14.052	67.326	1:10.938

Clerk of the Course.

Orbits

Sig : Time :
 Chief Timekeeper : Ian Sharp (SMART Timing)
 Results available at www.speedhive.com and www.smart-timing.co.uk



Super Lap Scotland - Round 3

Northern Sports & Saloon Cars Championship

Knockhill 1.267 miles

Familiarisation

17/06/2018 10:00

Practice (15:00 Time) started at 9:53:53

Lap	Time of Day	Lap Tm	S1	S2	S3	S3Spd	SFSpd	Lap	Time of Day	Lap Tm	S1	S2	S3	S3Spd	SFSpd
-----	-------------	--------	----	----	----	-------	-------	-----	-------------	--------	----	----	----	-------	-------

(89) Daniel KELL

1	9:55:26.168			29.194	20.641	88.183	82.951								
2	9:56:33.786	1:07.618	19.808	22.995	18.177	98.111	94.785								
3	9:57:40.170	1:06.384	21.813	24.985	23.868	82.039	25.672								
4	9:58:44.224	1:04.054													
5	9:59:47.651	1:03.427													
6	10:00:50.549	1:02.898													
7	10:01:53.320	1:02.771													
8	10:02:55.665	1:02.345													
9	10:03:59.941	1:04.276													
10	10:05:04.628	1:04.687													
11	10:06:09.460	1:04.832													
12	10:07:11.505	1:02.045	20.451	23.316	18.278	100.762	91.055								
13	10:08:18.454	1:06.949	21.319	25.952	19.678	94.785	85.596								
14	10:09:21.493	1:03.039	20.668	23.706	18.665	100.011	86.814								

(30) Paul LIGHTBURN

1	9:55:06.965			27.386	20.868	77.941	85.596								
2	9:56:13.434	1:06.469	20.842	25.236	20.391	86.368	85.706								
3	9:57:19.578	1:06.144	21.572	25.185	19.387	92.308	86.368								
4	9:58:27.844	1:08.266	22.420	25.825	20.021	92.181	86.479								
5	9:59:31.823	1:03.979	20.886	23.869	19.224	91.802	87.722								
6	10:00:38.108	1:06.285	22.585	24.423	19.277	96.836	86.368								
7	10:01:43.748	1:05.640	21.800	24.614	19.226	93.595	87.494								
8	10:02:48.628	1:04.880	21.365	24.679	18.836	96.419	87.837								
9	10:03:53.162	1:04.534	21.334	23.790	19.410	97.824	85.925								
10	10:04:58.834	1:05.672	21.424	24.311	19.937	93.595	87.153								
11	10:06:03.081	1:04.247	21.136	24.262	18.849	96.836	88.068								
12	10:07:06.236	1:03.155	20.396	23.976	18.783	97.399	88.299								
13	10:08:08.879	1:02.643	20.418	23.821	18.404	97.257	87.494								
14	10:09:11.488	1:02.609	20.480	23.836	18.293	97.117	88.532								

(90) Simon SHERIDAN

1	9:56:53.951			28.404	20.948	77.047	81.540								
2	9:58:01.266	1:07.315	21.554	25.881	19.880	86.257	82.341								
3	9:59:06.322	1:05.056	20.459	24.994	19.603	91.427	82.645								
4	10:00:11.798	1:05.476	20.275	26.125	19.076	90.442	83.989								
5	10:01:16.943	1:05.145	19.951	24.052	21.142	88.649	83.054								
6	10:02:20.237	1:03.294	20.250	24.229	18.815	88.767	83.363								
7	10:03:23.363	1:03.126	19.980	24.031	19.115	89.239	82.849								
8	10:04:27.050	1:03.687	19.913	24.570	19.204	87.722	82.849								
9	10:05:29.974	1:02.924	20.340	23.649	18.935	89.477	82.341								
10	10:06:41.077	1:11.103	20.280	23.813	27.010	88.884	30.727								

(59) Damien McKAY

1	9:55:15.116			25.866	20.959	74.647	96.836								
2	9:56:22.859	1:07.743	20.129	25.812	21.802	81.146	74.399								
3	9:57:33.797	1:10.938	22.696	26.340	21.902	78.857	70.343								
4	9:58:50.088	1:16.291	24.444	26.982	24.865	71.089	35.791								

Clerk of the Course.

Sig : Time :
 Chief Timekeeper : Ian Sharp (SMART Timing)
 Results available at www.speedhive.com and www.smart-timing.co.uk

Orbits





Super Lap Scotland - Round 3

Sorted on best lap time

Super Lap Scotland

Knockhill 1.267 miles

Practice - Group 1

17/06/2018 10:20


Practice (15:00 Time) started at 10:11:17

Pos	No.	Name	Make/Model	Class Code	Laps	Best Tm	Diff	Best Speed	2nd Best
1	484	Euan DUNCAN	Honda S2000	SLS-E	15	59.880		76.166	1:00.080
2	333	John LINDSAY	Renault Sport Clio	SLS-E	14	59.986	0.106	76.032	1:00.020
3	6	Michael FOSTER	Renault Clio 172	SLS-E	7	1:00.123	0.243	75.858	1:00.233
4	888	Yumen LAI	Renault Clio 182	SLS-F	10	1:00.973	1.093	74.801	1:01.271
5	88	Martin BROWN	Subaru Impreza WRX	SLS-F	11	1:01.343	1.463	74.350	1:10.069
6	555	Lewis MacDOUGALL	Renault Clio	SLS-F	14	1:01.376	1.496	74.310	1:01.590
7	600	Michael ANDERSON	Ford Puma	SLS-F	13	1:01.667	1.787	73.959	1:02.262
8	65	Kevin STRACHAN	Renault Clio	SLS-F	11	1:01.960	2.080	73.609	1:02.627
9	97	Scott McFARLANE	Renault Clio 172	SLS-E	10	1:02.682	2.802	72.762	1:02.772
10	28	Ewan HAMILTON	Mini Cooper S	SLS-F	7	1:02.874	2.994	72.539	1:03.007
11	24	Jordan SMITH	Ford Escort	SLS-F	9	1:03.522	3.642	71.799	1:04.471
12	172	Keith RICHARDSON	Renault Clio 172	SLS-F	10	1:03.898	4.018	71.377	1:04.100
13	38	Sean HISLOP	Renault Clio RS	SLS-F	12	1:04.417	4.537	70.802	1:04.604
14	72	Thomas SILK	Ford Focus	SLS-F	13	1:04.433	4.553	70.784	1:04.532
15	41	Neil METHVEN	Mini Cooper	SLS-F	10	1:05.328	5.448	69.814	1:05.584
16	155	Karen O'BRIEN	Mini Cooper	SLS-F	12	1:06.148	6.268	68.949	1:06.953

Clerk of the Course.

Orbits

Sig : Time :
 Chief Timekeeper : Ian Sharp (SMART Timing)
 Results available at www.speedhive.com and www.smart-timing.co.uk





Super Lap Scotland - Round 3

Super Lap Scotland

Knockhill 1.267 miles

Practice - Group 1

17/06/2018 10:20

Practice (15:00 Time) started at 10:11:17

Lap	Time of Day	Lap Tm	S1	S2	S3	S3Spd	SFSpd	Lap	Time of Day	Lap Tm	S1	S2	S3	S3Spd	SFSpd
4	10:18:53.612	3:12.483	2:24.899	26.227	21.357	87.266	83.467								
5	10:19:57.866	1:04.254	20.968	24.376	18.910	89.836	84.095								
6	10:21:01.764	1:03.898	20.822	24.145	18.931	89.716	83.780								
7	10:22:30.836	1:29.072	27.783	37.914	23.375	61.007	84.095								
8	10:23:35.001	1:04.165	21.054	24.195	18.916	89.836	84.200								
9	10:24:39.101	1:04.100	20.644	24.226	19.230	89.716	84.732								
10	10:26:03.460	1:24.359	25.020	28.910	30.429	69.831	22.841								

(38) Sean HISLOP

1	10:13:23.697			31.048	21.469	79.606	76.694
2	10:14:31.135	1:07.438	21.761	26.082	19.595	81.739	84.625
3	10:15:36.320	1:05.185	20.980	24.865	19.340	90.809	82.849
4	10:16:40.924	1:04.604	20.759	24.757	19.088	91.179	84.095
5	10:17:48.278	1:07.354	21.129	24.324	21.901	91.928	32.002
6	10:20:25.736	2:37.458	1:53.911	24.568	18.979	91.303	84.412
7	10:21:30.361	1:04.625	20.932	24.448	19.245	90.686	83.885
8	10:22:34.778	1:04.417	20.837	24.405	19.175	90.686	84.200
9	10:23:40.744	1:05.966	20.969	25.670	19.327	91.303	84.306
10	10:24:50.595	1:09.851	21.592	26.673	21.586	78.857	83.571
11	10:26:04.610	1:14.015	22.310	29.224	22.481	58.763	82.849
12	10:27:17.744	1:13.134	22.773	26.123	24.238	89.477	31.699

(72) Thomas SILK

1	10:12:43.738				20.509	83.989	78.950
2	10:13:48.518	1:04.780			19.626	88.183	79.417
3	10:14:55.670	1:07.152			21.833	87.952	36.751
4	10:17:20.590	2:24.920	1:40.860	24.572	19.488	87.380	77.941
5	10:18:25.447	1:04.857			20.144	88.884	79.136
6	10:19:31.162	1:05.715			19.780	86.814	78.580
7	10:20:37.284	1:06.122	21.514	24.995	19.613	87.380	78.672
8	10:21:41.717	1:04.433			19.470	88.649	79.417
9	10:22:47.245	1:05.528			19.620	86.368	78.950
10	10:23:51.777	1:04.532			19.588		79.136
11	10:24:56.803	1:05.026			19.837		79.417
12	10:26:02.875	1:06.072			19.523		80.755
13	10:27:12.154	1:09.279			21.959		73.182

(41) Neil METHVEN

1	10:14:11.791			26.709	20.240	79.985	75.317
2	10:15:19.966	1:08.175	22.205	25.821	20.149	82.139	74.813
3	10:16:27.432	1:07.466	22.356	24.961	20.149	83.363	75.572
4	10:17:33.016	1:05.584	21.505	24.297	19.782	83.571	75.828
5	10:18:38.696	1:05.680	21.336	24.289	20.055	83.885	76.086
6	10:19:44.942	1:06.246	22.292	23.996	19.958	84.306	75.657
7	10:20:50.589	1:05.647	21.331	24.185	20.131	83.675	75.742
8	10:21:55.917	1:05.328	21.332	24.030	19.966	84.095	75.914
9	10:23:02.659	1:06.742	21.525	23.725	21.492	84.625	60.512
10	10:24:30.074	1:27.415	27.466	31.634	28.315	61.285	28.691

(155) Karen O'BRIEN

1	10:13:11.554			29.935	22.773	72.159	74.897
2	10:14:20.382	1:08.828	22.537	25.989	20.302	82.442	76.432
3	10:15:39.161	1:18.779	24.724	31.216	22.839	65.153	74.564
4	10:16:47.795	1:08.634	23.170	25.404	20.060	83.571	76.607
5	10:18:03.458	1:15.663	24.181	30.065	21.417	78.214	76.432
6	10:19:11.338	1:07.880	22.879	25.102	19.899	83.989	76.782
7	10:20:17.486	1:06.148	22.032	24.472	19.644	84.306	75.828
8	10:21:30.621	1:13.135	23.343	27.698	22.094	72.943	71.239
9	10:22:48.736	1:18.115	25.707	29.837	22.571	69.326	76.259
10	10:23:56.484	1:07.748	22.659	25.268	19.821	83.780	76.694
11	10:25:08.037	1:11.553	24.076	26.372	21.105	81.839	76.519
12	10:26:14.990	1:06.953	22.030	25.128	19.795	83.467	76.958

Clerk of the Course.

Sig : Time :
 Chief Timekeeper : Ian Sharp (SMART Timing)
 Results available at www.speedhive.com and www.smart-timing.co.uk





Super Lap Scotland - Round 3

Sorted on best lap time

Super Lap Scotland

Knockhill 1.267 miles

Practice - Group 2


17/06/2018 10:40

Practice (15:00 Time) started at 10:29:22

Pos	No.	Name	Make/Model	Class Code	Laps	Best Tm	Diff	Best Speed	2nd Best
1	551	Adam KINDNESS	Subaru Impreza STi Type R	SLS-B	3	53.993		84.471	1:33.644
2	81	Ian PITMAN	Subaru Impreza	SLS-D	5	57.463	3.470	79.370	57.716
3	77	Ian BONTHRONE	BMW E46 M3	SLS-D	8	57.935	3.942	78.723	1:00.135
4	777	Ian HOGGINS	Honda Civic	SLS-D	13	58.361	4.368	78.149	58.900
5	87	Paul BELL	Mini Cooper	SLS-D	13	58.555	4.562	77.890	58.892
6	67	Marshall WISHART	Mazda RX8	SLS-D	9	58.661	4.668	77.749	59.187
7	45	Euan BEGBIE	Volkswagen Golf	SLS-D	5	59.063	5.070	77.220	59.154
8	42	Alex MILNE	Audi TTRS Plus	SLS-D	5	1:00.144	6.151	75.832	1:00.552
9	37	Andrew SKINNER	Westfield Seiw	SLS-D	12	1:00.639	6.646	75.213	1:02.137
10	27	Iain TAYLOR	Renault Clio 182	SLS-D	8	1:00.650	6.657	75.199	1:01.009
11	73	Robert DAVEY	Lotus Elise S220 Cup	SLS-D	9	1:02.266	8.273	73.248	1:03.208
12	94	Jonathan SCRIMGEOUR	Vauxhall Astra VXR	SLS-D	8	1:02.646	8.653	72.803	1:04.124
13	101	John WALLACE	Fiat Coupe Turbo	SLS-D	1			-	

Clerk of the Course. Orbits

Sig : Time :
 Chief Timekeeper : Ian Sharp (SMART Timing)
 Results available at www.speedhive.com and www.smart-timing.co.uk





Super Lap Scotland - Round 3

Sorted on best lap time

Super Lap Scotland

Knockhill 1.267 miles

Practice - Group 3

17/06/2018 11:00


Practice started at 10:51:09

Pos	No.	Name	Make/Model	Class Code	Laps	Best Tm	Diff	Best Speed	2nd Best
1	0	Andy FORREST	Westfield	SLS-A	7	50.822		89.741	51.891
2	7	David LONG	Caterham R400	SLS-P	12	54.943	4.121	83.010	55.282
3	55	Fiona KINDNESS	Subaru Impreza	SLS-B	10	55.732	4.910	81.835	57.640
4	26	Bob MacKAY	Mitsubishi Evo 7	SLS-C	10	56.577	5.755	80.613	56.986
5	89	William ROBSON	Ford Focus RS	SLS-B	8	56.951	6.129	80.084	57.446
6	11	Christopher CHERRY	Mitsubishi Evo	SLS-C	11	56.981	6.159	80.041	57.694
7	95	Wayne SUTHERLAND	Mitsubishi Evo 6	SLS-A	8	57.014	6.192	79.995	58.019
8	61	Andy CLOTWORTHY	Subaru Impreza	SLS-B	12	57.242	6.420	79.676	58.799
9	34	Blair McCONACHIE	Caterham Superlight R	SLS-C	5	58.025	7.203	78.601	1:02.310
10	13	Keith COWIE	Seat Leon Supercopa	SLS-B	5	1:01.232	10.410	74.485	1:03.541
11	10	Nev WOOD	Ariel Atom	SLS-A	13	1:02.036	11.214	73.519	1:03.760
12	9	Steven ARKLEY	Westfield Megabusa	SLS-C	10	1:02.917	12.095	72.490	1:04.289
13	62	Paul RANKIN	Westfield	SLS-P	2	1:07.491	16.669	67.577	

Clerk of the Course.

Orbits

Sig : Time :
 Chief Timekeeper : Ian Sharp (SMART Timing)
 Results available at www.speedhive.com and www.smart-timing.co.uk





Super Lap Scotland - Round 3

Sorted on best lap time

Super Lap Scotland

Knockhill 1.267 miles

Practice - Overall

17/06/2018 10:20


Practice started at 10:11:17

Pos	No.	Name	Make/Model	Class Code	Laps	Best Tm	Diff	Best Speed	2nd Best
1	0	Andy FORREST	Westfield	SLS-A	7	50.822		89.741	51.891
2	551	Adam KINDNESS	Subaru Impreza STi Type R	SLS-B	3	53.993	3.171	84.471	1:33.644
3	7	David LONG	Caterham R400	SLS-P	12	54.943	4.121	83.010	55.282
4	55	Fiona KINDNESS	Subaru Impreza	SLS-B	10	55.732	4.910	81.835	57.640
5	26	Bob MacKAY	Mitsubishi Evo 7	SLS-C	10	56.577	5.755	80.613	56.986
6	89	William ROBSON	Ford Focus RS	SLS-A	8	56.951	6.129	80.084	57.446
7	11	Christopher CHERRY	Mitsubishi Evo	SLS-C	11	56.981	6.159	80.041	57.694
8	95	Wayne SUTHERLAND	Mitsubishi Evo 6	SLS-A	8	57.014	6.192	79.995	58.019
9	61	Andy CLOTWORTHY	Subaru Impreza	SLS-B	12	57.242	6.420	79.676	58.799
10	81	Ian PITMAN	Subaru Impreza	SLS-D	6	57.463	6.641	79.370	57.716
11	77	Ian BONTHRONE	BMW E46 M3	SLS-D	8	57.935	7.113	78.723	1:00.135
12	34	Blair McCONACHIE	Caterham Superlight R	SLS-C	5	58.025	7.203	78.601	1:02.310
13	777	Ian HOGGINS	Honda Civic	SLS-D	16	58.361	7.539	78.149	58.900
14	87	Paul BELL	Mini Cooper	SLS-D	15	58.555	7.733	77.890	58.892
15	67	Marshall WISHART	Mazda RX8	SLS-D	10	58.661	7.839	77.749	59.187
16	45	Euan BEGBIE	Volkswagen Golf	SLS-D	6	59.063	8.241	77.220	59.154
17	484	Euan DUNCAN	Honda S2000	SLS-E	16	59.880	9.058	76.166	1:00.080
18	333	John LINDSAY	Renault Sport Clio	SLS-E	15	59.986	9.164	76.032	1:00.020
19	6	Michael FOSTER	Renault Clio 172	SLS-E	7	1:00.123	9.301	75.858	1:00.233
20	42	Alex MILNE	Audi TTRS Plus	SLS-D	6	1:00.144	9.322	75.832	1:00.552
21	37	Andrew SKINNER	Westfield Seiw	SLS-D	14	1:00.639	9.817	75.213	1:02.137
22	27	Iain TAYLOR	Renault Clio 182	SLS-D	8	1:00.650	9.828	75.199	1:01.009
23	888	Yumen LAI	Renault Clio 182	SLS-F	10	1:00.973	10.151	74.801	1:01.271
24	13	Keith COWIE	Seat Leon Supercopa	SLS-B	5	1:01.232	10.410	74.485	1:03.541
25	88	Martin BROWN	Subaru Impreza WRX	SLS-F	12	1:01.343	10.521	74.350	1:10.069
26	555	Lewis MacDOUGALL	Renault Clio	SLS-F	15	1:01.376	10.554	74.310	1:01.590
27	600	Michael ANDERSON	Ford Puma	SLS-F	14	1:01.667	10.845	73.959	1:02.262
28	65	Kevin STRACHAN	Renault Clio	SLS-F	11	1:01.960	11.138	73.609	1:02.627
29	10	Nev WOOD	Ariel Atom	SLS-A	13	1:02.036	11.214	73.519	1:03.760
30	73	Robert DAVEY	Lotus Elise S220 Cup	SLS-D	10	1:02.266	11.444	73.248	1:03.208
31	94	Jonathan SCRIMGEOUR	Vauxhall Astra VXR	SLS-D	9	1:02.646	11.824	72.803	1:04.124
32	97	Scott McFARLANE	Renault Clio 172	SLS-E	10	1:02.682	11.860	72.762	1:02.772
33	28	Ewan HAMILTON	Mini Cooper S	SLS-F	7	1:02.874	12.052	72.539	1:03.007
34	9	Steven ARKLEY	Westfield Megabus	SLS-C	10	1:02.917	12.095	72.490	1:04.289
35	24	Jordan SMITH	Ford Escort	SLS-F	9	1:03.522	12.700	71.799	1:04.471
36	172	Keith RICHARDSON	Renault Clio 172	SLS-F	10	1:03.898	13.076	71.377	1:04.100
37	38	Sean HISLOP	Renault Clio RS	SLS-F	12	1:04.417	13.595	70.802	1:04.604
38	72	Thomas SILK	Ford Focus	SLS-F	14	1:04.433	13.611	70.784	1:04.532
39	41	Neil METHVEN	Mini Cooper	SLS-F	11	1:05.328	14.506	69.814	1:05.584
40	155	Karen O'BRIEN	Mini Cooper	SLS-F	13	1:06.148	15.326	68.949	1:06.953
41	62	Paul RANKIN	Westfield	SLS-P	2	1:07.491	16.669	67.577	
42	101	John WALLACE	Fiat Coupe Turbo	SLS-D	1				

Clerk of the Course.

Orbits

Sig : Time :
 Chief Timekeeper : Ian Sharp (SMART Timing)
 Results available at www.speedhive.com and www.smart-timing.co.uk



Super Lap Scotland - Round 3

Sorted on best lap time

Super Lap Scotland **Knockhill 1.267 miles**
Practice - Overall **17/06/2018 10:20**
Practice started at 10:11:17

Pos	No.	Name	Make/Model	Class Code	Laps	Best Tm	Diff	Best Speed	2nd Best
-----	-----	------	------------	------------	------	---------	------	------------	----------

Super Lap Scotland (A)

1	0	Andy FORREST	Westfield	SLS-A	7	50.822		89.741	51.891
2	89	William ROBSON	Ford Focus RS	SLS-A	8	56.951	6.129	80.084	57.446
3	95	Wayne SUTHERLAND	Mitsubishi Evo 6	SLS-A	8	57.014	6.192	79.995	58.019
4	10	Nev WOOD	Ariel Atom	SLS-A	13	1:02.036	11.214	73.519	1:03.760

Super Lap Scotland (B)

1	551	Adam KINDNESS	Subaru Impreza STi Type R	SLS-B	3	53.993		84.471	1:33.644
2	55	Fiona KINDNESS	Subaru Impreza	SLS-B	10	55.732	1.739	81.835	57.640
3	61	Andy CLOTWORTHY	Subaru Impreza	SLS-B	12	57.242	3.249	79.676	58.799
4	13	Keith COWIE	Seat Leon Supercopa	SLS-B	5	1:01.232	7.239	74.485	1:03.541

Super Lap Scotland (C)

1	26	Bob MacKAY	Mitsubishi Evo 7	SLS-C	10	56.577		80.613	56.986
2	11	Christopher CHERRY	Mitsubishi Evo	SLS-C	11	56.981	0.404	80.041	57.694
3	34	Blair McCONACHIE	Caterham Superlight R	SLS-C	5	58.025	1.448	78.601	1:02.310
4	9	Steven ARKLEY	Westfield Megabus	SLS-C	10	1:02.917	6.340	72.490	1:04.289

Super Lap Scotland (D)

1	81	Ian PITMAN	Subaru Impreza	SLS-D	6	57.463		79.370	57.716
2	77	Ian BONTHRONE	BMW E46 M3	SLS-D	8	57.935	0.472	78.723	1:00.135
3	777	Ian HOGGINS	Honda Civic	SLS-D	16	58.361	0.898	78.149	58.900
4	87	Paul BELL	Mini Cooper	SLS-D	15	58.555	1.092	77.890	58.892
5	67	Marshall WISHART	Mazda RX8	SLS-D	10	58.661	1.198	77.749	59.187
6	45	Euan BEGBIE	Volkswagen Golf	SLS-D	6	59.063	1.600	77.220	59.154
7	42	Alex MILNE	Audi TTRS Plus	SLS-D	6	1:00.144	2.681	75.832	1:00.552
8	37	Andrew SKINNER	Westfield Seiw	SLS-D	14	1:00.639	3.176	75.213	1:02.137
9	27	Iain TAYLOR	Renault Clio 182	SLS-D	8	1:00.650	3.187	75.199	1:01.009
10	73	Robert DAVEY	Lotus Elise S220 Cup	SLS-D	10	1:02.266	4.803	73.248	1:03.208
11	94	Jonathan SCRIMGEOUR	Vauxhall Astra VXR	SLS-D	9	1:02.646	5.183	72.803	1:04.124
12	101	John WALLACE	Fiat Coupe Turbo	SLS-D	1			-	

Super Lap Scotland (E)

1	484	Euan DUNCAN	Honda S2000	SLS-E	16	59.880		76.166	1:00.080
2	333	John LINDSAY	Renault Sport Clio	SLS-E	15	59.986	0.106	76.032	1:00.020
3	6	Michael FOSTER	Renault Clio 172	SLS-E	7	1:00.123	0.243	75.858	1:00.233
4	97	Scott McFARLANE	Renault Clio 172	SLS-E	10	1:02.682	2.802	72.762	1:02.772

Super Lap Scotland (F)

1	888	Yumen LAI	Renault Clio 182	SLS-F	10	1:00.973		74.801	1:01.271
2	88	Martin BROWN	Subaru Impreza WRX	SLS-F	12	1:01.343	0.370	74.350	1:10.069
3	555	Lewis MacDOUGALL	Renault Clio	SLS-F	15	1:01.376	0.403	74.310	1:01.590

Clerk of the Course.

Sig : Time :
 Chief Timekeeper : Ian Sharp (SMART Timing)
 Results available at www.speedhive.com and www.smart-timing.co.uk





Super Lap Scotland - Round 3

Sorted on best lap time


Super Lap Scotland Knockhill 1.267 miles
 Practice - Overall 17/06/2018 10:20
 Practice started at 10:11:17

Pos	No.	Name	Make/Model	Class Code	Laps	Best Tm	Diff	Best Speed	2nd Best
4	600	Michael ANDERSON	Ford Puma	SLS-F	14	1:01.667	0.694	73.959	1:02.262
5	65	Kevin STRACHAN	Renault Clio	SLS-F	11	1:01.960	0.987	73.609	1:02.627
6	28	Ewan HAMILTON	Mini Cooper S	SLS-F	7	1:02.874	1.901	72.539	1:03.007
7	24	Jordan SMITH	Ford Escort	SLS-F	9	1:03.522	2.549	71.799	1:04.471
8	172	Keith RICHARDSON	Renault Clio 172	SLS-F	10	1:03.898	2.925	71.377	1:04.100
9	38	Sean HISLOP	Renault Clio RS	SLS-F	12	1:04.417	3.444	70.802	1:04.604
10	72	Thomas SILK	Ford Focus	SLS-F	14	1:04.433	3.460	70.784	1:04.532
11	41	Neil METHVEN	Mini Cooper	SLS-F	11	1:05.328	4.355	69.814	1:05.584
12	155	Karen O'BRIEN	Mini Cooper	SLS-F	13	1:06.148	5.175	68.949	1:06.953

Super Lap Scotland (Pro)									
Pos	No.	Name	Make/Model	Class Code	Laps	Best Tm	Diff	Best Speed	2nd Best
1	7	David LONG	Caterham R400	SLS-P	12	54.943		83.010	55.282
2	62	Paul RANKIN	Westfield	SLS-P	2	1:07.491	12.548	67.577	

Clerk of the Course. Orbits

Sig : Time :
 Chief Timekeeper : Ian Sharp (SMART Timing)
 Results available at www.speedhive.com and www.smart-timing.co.uk





Super Lap Scotland - Round 3

Sorted on best lap time

Northern Sports & Saloon Cars Championship

Knockhill 1.267 miles

Qualifying

17/06/2018 11:35

Practice (20:00 Time) started at 11:26:23

Pos	No.	Name	Make/Model	Class Code	Laps	Best Tm	Diff	Best Speed	2nd Best
1	2	Jeff WILSON	Lotus Elise	A1	12	52.982		86.083	53.018
2	54	Andrew MORRISON	Seat Cupra	A1	10	54.293	1.311	84.004	54.427
3	00	Andy ROBINSON	Ford Falcon	A1	8	55.676	2.694	81.918	55.707
4	1	Mark LEYBOURNE	Westfield FW	E2	20	56.800	3.818	80.296	56.948
5	63	Kyle MURCHIE	Pell Genesis	E2	12	57.080	4.098	79.903	58.341
6	12	Scott HUBEL	Peugeot 205 T16	A2	20	57.165	4.183	79.784	57.264
7	62	Paul RANKIN	Westfield	E1	12	57.337	4.355	79.544	57.408
8	75	Jordan LOWING	Westfield FW	E2	12	57.373	4.391	79.495	57.625
9	18	Paul TOUGH	BMW E46 M3	B2	10	57.514	4.532	79.300	57.831
10	59	Damien McKAY	Ginetta G20	E1	17	57.701	4.719	79.043	58.156
11	60	Stephen CRAGGS	Mazda MX5	B2	13	58.366	5.384	78.142	58.561
12	99	David BREWIS	Davrian	A2	7	58.762	5.780	77.615	58.807
13	7	Alan McPHERSON	MK Indy	A2	12	58.908	5.926	77.423	59.141
14	31	Gary BOWERS	BMW E46 328	B2	19	59.180	6.198	77.067	59.208
15	10	Allan GIBSON	Lotus Exige	A1	11	59.783	6.801	76.290	1:01.078
16	28	Scott TOLLEN	Ford Escort Cosworth	B2	6	1:00.439	7.457	75.462	1:01.276
17	89	Daniel KELL	Ford Sierra XR4x4	B2	18	1:00.633	7.651	75.220	1:00.741
18	15	David COX	Peugeot 205 GTi	C	12	1:01.051	8.069	74.705	1:01.289
19	30	Paul LIGHTBURN	BMW E36 318is	B2	19	1:01.287	8.305	74.418	1:01.496
20	90	Simon SHERIDAN	Honda Civic	D	17	1:01.716	8.734	73.900	1:01.738

Announcements

Car No.90 - Selected lap times disallowed - Exceeding track limits.

Clerk of the Course.

Sig : Time :
 Chief Timekeeper : Ian Sharp (SMART Timing)

Results available at www.speedhive.com and www.smart-timing.co.uk





Super Lap Scotland - Round 3

Northern Sports & Saloon Cars Championship

Knockhill 1.267 miles

Qualifying

17/06/2018 11:35

Practice (20:00 Time) started at 11:26:23

Lap	Time of Day	Lap Tm	S1	S2	S3	S3Spd	SFSpd	Lap	Time of Day	Lap Tm	S1	S2	S3	S3Spd	SFSpd
7	11:34:14.800	1:01.831	19.799	23.265	18.767	90.564	83.260								
8	11:35:16.538	1:01.738	19.631	23.259	18.848	89.957	83.675								
9	11:36:18.091	1:01.553	19.736	23.398	18.419	91.055	83.675								
10	11:37:20.018	1:01.927	19.855	23.525	18.547	91.552	83.157								
11	11:38:21.796	1:01.778	19.830	23.349	18.599	91.179	83.363								
12	11:39:23.781	1:01.985	19.891	23.238	18.856	91.552	82.951								
13	11:40:25.497	1:01.716	20.096	23.012	18.608	93.205	83.780								
14	11:41:27.245	1:01.748	19.657	23.410	18.681	90.198	82.747								
15	11:42:28.987	1:01.742	19.864	23.238	18.640	90.809	83.260								
16	11:43:39.071	1:10.084	20.249	27.774	22.061	72.159	80.081								
17	11:44:49.440	1:10.369	20.339	25.096	24.934	80.465	31.789								

Clerk of the Course. Orbits

Sig : Time :
 Chief Timekeeper : Ian Sharp (SMART Timing)
 Results available at www.speedhive.com and www.smart-timing.co.uk



Super Lap Scotland - Round 3


Northern Sports & Saloon Cars Championship

Knockhill 1.267 miles

Race

17/06/2018 14:30

Race (15:00 and 1 Laps)




POLE POSITION

2 54 Andrew MORRISON 54.293	1 2 Jeff WILSON 52.982	1
4 1 Mark LEYBOURNE 56.800	3 00 Andy ROBINSON 55.676	2
6 12 Scott HUBEL 57.165	5 63 Kyle MURCHIE 57.080	3
8 75 Jordan LOWING 57.373	7 62 Paul RANKIN 57.337	4
10 59 Damien McKAY 57.701	9 18 Paul TOUGH 57.514	5
12 99 David BREWIS 58.762	11 60 Stephen CRAGGS 58.366	6
14 31 Gary BOWERS 59.180	13 7 Alan McPHERSON 58.908	7
16 28 Scott TOLLEN 1:00.439	15 10 Allan GIBSON 59.783	8
18 15 David COX 1:01.051	17 89 Daniel KELL 1:00.633	9
20 90 Simon SHERIDAN 1:01.716	19 30 Paul LIGHTBURN 1:01.287	10

Clerk of the Course.

Orbits

Sig : Time :
 Chief Timekeeper : Ian Sharp (SMART Timing)
 Results available at www.speedhive.com and www.smart-timing.co.uk





Super Lap Scotland - Round 3

Sorted on best lap time

Rockstar Energy Chase

Knockhill 1.267 miles

Qualifying


17/06/2018 12:00

Practice (15:00 Time) started at 11:51:01

Pos	No.	Name	Make/Model	Class Code	Laps	Best Tm	Diff	Best Speed	2nd Best
1	7	David LONG	Caterham R400	SLS-P	6	52.942		86.148	53.229
2	551	Adam KINDNESS	Subaru Impreza STi Type R	SLS-B	3	53.961	1.019	84.521	1:34.024
3	89	William ROBSON	Ford Focus RS	SLS-B	11	54.862	1.920	83.133	55.109
4	13	Keith COWIE	Seat Leon Supercopa	SLS-B	9	55.184	2.242	82.648	55.528
5	777	Ian HOGGINS	Honda Civic	SLS-D	15	57.808	4.866	78.896	58.470
6	67	Marshall WISHART	Mazda RX8	SLS-D	15	57.906	4.964	78.763	57.992
7	6	Michael FOSTER	Renault Clio 172	SLS-E	8	1:00.109	7.167	75.876	1:00.133
8	101	John WALLACE	Fiat Coupe Turbo	SLS-D	4	1:00.456	7.514	75.441	1:01.445
9	888	Yumen LAI	Renault Clio 182	SLS-F	7	1:01.892	8.950	73.690	1:02.013
10	55	Fiona KINDNESS	Mini Cooper	SLS-F	9	1:02.794	9.852	72.632	1:02.829
11	41	Neil METHVEN	Mini Cooper	SLS-F	14	1:05.594	12.652	69.531	1:05.695

Clerk of the Course. Orbits

Sig : Time :
 Chief Timekeeper : Ian Sharp (SMART Timing)
 Results available at www.speedhive.com and www.smart-timing.co.uk



Super Lap Scotland - Round 3


Rockstar Energy Chase

Knockhill 1.267 miles

Race


17/06/2018 17:00

Race (10 Laps)



POLE POSITION

Rank	Driver Name	Time
1	7 David LONG	52.942
2	89 William ROBSON	54.862
3	777 Ian HOGGINS	57.808
4	6 Michael FOSTER	1:00.109
5	888 Yumen LAI	1:01.892
6	41 Neil METHVEN	1:05.594
7	551 Adam KINDNESS	53.961
8	13 Keith COWIE	55.184
9	67 Marshall WISHART	57.906
10	101 John WALLACE	1:00.456
11	55 Fiona KINDNESS	1:02.794
12	54 Steven McNAB	





Super Lap Scotland - Round 3

Sorted on best lap time

Super Lap Scotland

Knockhill 1.267 miles

Qualifying - Group 1

17/06/2018 13:30

Practice (15:00 Time) started at 13:19:02


Pos	No.	Name	Make/Model	Class Code	Laps	Best Tm	Diff	Best Speed	2nd Best
1	6	Michael FOSTER	Renault Clio 172	SLS-E	12	59.496		76.658	59.665
2	333	John LINDSAY	Renault Sport Clio	SLS-E	13	59.687	0.191	76.413	59.989
3	484	Euan DUNCAN	Honda S2000	SLS-E	12	1:00.202	0.706	75.759	1:00.329
4	88	Martin BROWN	Subaru Impreza WRX	SLS-F	12	1:00.454	0.958	75.443	1:00.742
5	888	Yumen LAI	Renault Clio 182	SLS-F	12	1:00.939	1.443	74.843	1:01.391
6	54	Steven McNAB	Renault Clio	SLS-E	11	1:01.215	1.719	74.505	1:01.284
7	555	Lewis MacDOUGALL	Renault Clio	SLS-F	14	1:01.287	1.791	74.418	1:01.582
8	600	Michael ANDERSON	Ford Puma	SLS-F	14	1:01.477	1.981	74.188	1:01.915
9	65	Kevin STRACHAN	Renault Clio	SLS-F	13	1:02.163	2.667	73.369	1:02.197
10	97	Scott McFARLANE	Renault Clio 172	SLS-E	11	1:02.612	3.116	72.843	1:03.115
11	28	Ewan HAMILTON	Mini Cooper S	SLS-F	11	1:02.738	3.242	72.697	1:02.825
12	24	Jordan SMITH	Ford Escort	SLS-F	13	1:03.499	4.003	71.825	1:04.293
13	38	Sean HISLOP	Renault Clio RS	SLS-F	12	1:03.616	4.120	71.693	1:03.647
14	172	Keith RICHARDSON	Renault Clio 172	SLS-F	11	1:03.638	4.142	71.668	1:03.685
15	72	Thomas SILK	Ford Focus	SLS-F	14	1:04.473	4.977	70.740	1:04.939
16	41	Neil METHVEN	Mini Cooper	SLS-F	12	1:05.848	6.352	69.263	1:06.077
17	155	Karen O'BRIEN	Mini Cooper	SLS-F	11	1:07.422	7.926	67.646	1:07.558

Clerk of the Course.

Orbits

Sig : Time :
Chief Timekeeper : Ian Sharp (SMART Timing)

Results available at www.speedhive.com and www.smart-timing.co.uk





Super Lap Scotland - Round 3

Sorted on best lap time

Super Lap Scotland

Knockhill 1.267 miles

Qualifying - Group 2

17/06/2018 13:50

Practice (15:00 Time) started at 13:37:18

Pos	No.	Name	Make/Model	Class Code	Laps	Best Tm	Diff	Best Speed	2nd Best
1	551	Adam KINDNESS	Subaru Impreza STi Type R	SLS-B	3	54.223		84.113	1:07.337
2	77	Ian BONTHRONE	BMW E46 M3	SLS-D	13	57.393	3.170	79.467	58.079
3	81	Ian PITMAN	Subaru Impreza	SLS-D	8	57.571	3.348	79.221	57.989
4	67	Marshall WISHART	Mazda RX8	SLS-D	14	57.979	3.756	78.664	58.003
5	87	Paul BELL	Mini Cooper	SLS-D	13	58.344	4.121	78.172	58.514
6	777	Ian HOGGINS	Honda Civic	SLS-D	13	58.447	4.224	78.034	58.490
7	42	Alex MILNE	Audi TTRS Plus	SLS-D	9	59.772	5.549	76.304	59.858
8	101	John WALLACE	Fiat Coupe Turbo	SLS-D	8	1:00.195	5.972	75.768	1:00.562
9	37	Andrew SKINNER	Westfield Seiw	SLS-D	11	1:00.956	6.733	74.822	1:01.043
10	94	Jonathan SCRIMGEOUR	Vauxhall Astra VXR	SLS-D	12	1:01.853	7.630	73.737	1:01.960
11	73	Robert DAVEY	Lotus Elise S220 Cup	SLS-D	14	1:02.524	8.301	72.945	1:02.581
12	45	Euan BEGBIE	Volkswagen Golf	SLS-D	4	1:33.284	39.061	48.892	1:43.683

Clerk of the Course.

Orbits

Sig : Time :

Chief Timekeeper : Ian Sharp (SMART Timing)

Results available at www.speedhive.com and www.smart-timing.co.uk

Printed: 17/06/2018 13:55:36





Super Lap Scotland - Round 3

Sorted on best lap time

Super Lap Scotland

Knockhill 1.267 miles

Qualifying - Group 3


17/06/2018 14:10

Practice (15:00 Time) started at 13:55:18

Pos	No.	Name	Make/Model	Class Code	Laps	Best Tm	Diff	Best Speed	2nd Best
1	0	Andy FORREST	Westfield	SLS-A	9	50.884		89.632	51.016
2	7	David LONG	Caterham R400	SLS-P	7	52.870	1.986	86.265	52.983
3	95	Wayne SUTHERLAND	Mitsubishi Evo 6	SLS-A	13	54.232	3.348	84.099	54.598
4	34	Blair McCONACHIE	Caterham Superlight R	SLS-C	13	54.633	3.749	83.481	54.802
5	55	Fiona KINDNESS	Subaru Impreza	SLS-B	8	54.882	3.998	83.103	55.076
6	89	William ROBSON	Ford Focus RS	SLS-B	9	55.059	4.175	82.836	55.110
7	13	Keith COWIE	Seat Leon Supercopa	SLS-B	13	55.365	4.481	82.378	55.708
8	11	Christopher CHERRY	Mitsubishi Evo	SLS-C	12	55.701	4.817	81.881	55.918
9	61	Andy CLOTWORTHY	Subaru Impreza	SLS-B	12	56.736	5.852	80.387	56.944
10	10	Nev WOOD	Ariel Atom	SLS-A	15	57.463	6.579	79.370	57.932
11	62	Paul RANKIN	Westfield	SLS-P	6	57.920	7.036	78.744	58.022
12	9	Steven ARKLEY	Westfield Megabusa	SLS-C	10	59.449	8.565	76.719	59.534
13	27	Iain TAYLOR	Renault Clio 182	SLS-D	4	1:01.407	10.523	74.272	1:01.937

Clerk of the Course. Orbits

Sig : Time :
 Chief Timekeeper : Ian Sharp (SMART Timing)
 Results available at www.speedhive.com and www.smart-timing.co.uk





Super Lap Scotland - Round 3

Super Lap Scotland

Knockhill 1.267 miles

Qualifying - Group 3

17/06/2018 14:10

Practice (15:00 Time) started at 13:55:18

Lap	Time of Day	Lap Tm	S1	S2	S3	S3Spd	SFSpd	Lap	Time of Day	Lap Tm	S1	S2	S3	S3Spd	SFSpd
8	14:07:02.691	59.859	20.154	22.740	16.965	101.371	97.257								
9	14:08:02.670	59.979	20.000	22.909	17.070	103.084	96.281								
10	14:09:26.504	1:23.834	22.803	32.104	28.927	63.429	32.513								

(27) Iain TAYLOR

1	13:57:00.687			28.462	20.105	67.785	88.299
2	13:58:02.094	1:01.407	20.015	23.240	18.152	94.252	87.608
3	13:59:04.031	1:01.937	20.481	23.523	17.933	94.518	89.358
4	14:00:15.077	1:11.046	20.416	24.230	26.400	74.316	30.840

Clerk of the Course. Orbits

Sig : Time :
 Chief Timekeeper : Ian Sharp (SMART Timing)
 Results available at www.speedhive.com and www.smart-timing.co.uk



Super Lap Scotland - Round 3

Sorted on best lap time

Super Lap Scotland

Knockhill 1.267 miles

Qualifying - Overall

17/06/2018 13:30


Practice started at 13:19:02

Pos	No.	Name	Make/Model	Class Code	Laps	Best Tm	Diff	Best Speed	2nd Best
1	0	Andy FORREST	Westfield	SLS-A	9	50.884		89.632	51.016
2	7	David LONG	Caterham R400	SLS-P	7	52.870	1.986	86.265	52.983
3	551	Adam KINDNESS	Subaru Impreza STi Type R	SLS-B	3	54.223	3.339	84.113	1:07.337
4	95	Wayne SUTHERLAND	Mitsubishi Evo 6	SLS-A	14	54.232	3.348	84.099	54.598
5	34	Blair McCONACHIE	Caterham Superlight R	SLS-C	14	54.633	3.749	83.481	54.802
6	55	Fiona KINDNESS	Subaru Impreza	SLS-B	8	54.882	3.998	83.103	55.076
7	89	William ROBSON	Ford Focus RS	SLS-B	9	55.059	4.175	82.836	55.110
8	13	Keith COWIE	Seat Leon Supercopa	SLS-B	13	55.365	4.481	82.378	55.708
9	11	Christopher CHERRY	Mitsubishi Evo	SLS-C	13	55.701	4.817	81.881	55.918
10	61	Andy CLOTWORTHY	Subaru Impreza	SLS-B	13	56.736	5.852	80.387	56.944
11	77	Ian BONTHRONE	BMW E46 M3	SLS-D	14	57.393	6.509	79.467	58.079
12	10	Nev WOOD	Ariel Atom	SLS-A	16	57.463	6.579	79.370	57.932
13	81	Ian PITMAN	Subaru Impreza	SLS-D	9	57.571	6.687	79.221	57.989
14	62	Paul RANKIN	Westfield	SLS-P	6	57.920	7.036	78.744	58.022
15	67	Marshall WISHART	Mazda RX8	SLS-D	15	57.979	7.095	78.664	58.003
16	87	Paul BELL	Mini Cooper	SLS-D	14	58.344	7.460	78.172	58.514
17	777	Ian HOGGINS	Honda Civic	SLS-D	14	58.447	7.563	78.034	58.490
18	9	Steven ARKLEY	Westfield Megabus	SLS-C	10	59.449	8.565	76.719	59.534
19	6	Michael FOSTER	Renault Clio 172	SLS-E	13	59.496	8.612	76.658	59.665
20	333	John LINDSAY	Renault Sport Clio	SLS-E	14	59.687	8.803	76.413	59.989
21	42	Alex MILNE	Audi TTRS Plus	SLS-D	9	59.772	8.888	76.304	59.858
22	101	John WALLACE	Fiat Coupe Turbo	SLS-D	8	1:00.195	9.311	75.768	1:00.562
23	484	Euan DUNCAN	Honda S2000	SLS-E	12	1:00.202	9.318	75.759	1:00.329
24	88	Martin BROWN	Subaru Impreza WRX	SLS-F	12	1:00.454	9.570	75.443	1:00.742
25	888	Yumen LAI	Renault Clio 182	SLS-F	13	1:00.939	10.055	74.843	1:01.391
26	37	Andrew SKINNER	Westfield Seiw	SLS-D	11	1:00.956	10.072	74.822	1:01.043
27	54	Steven McNAB	Renault Clio	SLS-E	12	1:01.215	10.331	74.505	1:01.284
28	555	Lewis MacDOUGALL	Renault Clio	SLS-F	15	1:01.287	10.403	74.418	1:01.582
29	27	Iain TAYLOR	Renault Clio 182	SLS-D	4	1:01.407	10.523	74.272	1:01.937
30	600	Michael ANDERSON	Ford Puma	SLS-F	15	1:01.477	10.593	74.188	1:01.915
31	94	Jonathan SCRIMGEOUR	Vauxhall Astra VXR	SLS-D	13	1:01.853	10.969	73.737	1:01.960
32	65	Kevin STRACHAN	Renault Clio	SLS-F	14	1:02.163	11.279	73.369	1:02.197
33	73	Robert DAVEY	Lotus Elise S220 Cup	SLS-D	15	1:02.524	11.640	72.945	1:02.581
34	97	Scott McFARLANE	Renault Clio 172	SLS-E	12	1:02.612	11.728	72.843	1:03.115
35	28	Ewan HAMILTON	Mini Cooper S	SLS-F	11	1:02.738	11.854	72.697	1:02.825
36	24	Jordan SMITH	Ford Escort	SLS-F	14	1:03.499	12.615	71.825	1:04.293
37	38	Sean HISLOP	Renault Clio RS	SLS-F	13	1:03.616	12.732	71.693	1:03.647
38	172	Keith RICHARDSON	Renault Clio 172	SLS-F	12	1:03.638	12.754	71.668	1:03.685
39	72	Thomas SILK	Ford Focus	SLS-F	15	1:04.473	13.589	70.740	1:04.939
40	41	Neil METHVEN	Mini Cooper	SLS-F	13	1:05.848	14.964	69.263	1:06.077
41	155	Karen O'BRIEN	Mini Cooper	SLS-F	12	1:07.422	16.538	67.646	1:07.558
42	45	Euan BEGBIE	Volkswagen Golf	SLS-D	4	1:33.284	42.400	48.892	1:43.683

Clerk of the Course.

Orbits

Sig : Time :
 Chief Timekeeper : Ian Sharp (SMART Timing)
 Results available at www.speedhive.com and www.smart-timing.co.uk



Super Lap Scotland - Round 3

Sorted on best lap time

Super Lap Scotland

Knockhill 1.267 miles

Qualifying - Overall

17/06/2018 13:30

Practice started at 13:19:02

Pos	No.	Name	Make/Model	Class Code	Laps	Best Tm	Diff	Best Speed	2nd Best
Super Lap Scotland (A)									
1	0	Andy FORREST	Westfield	SLS-A	9	50.884		89.632	51.016
2	95	Wayne SUTHERLAND	Mitsubishi Evo 6	SLS-A	14	54.232	3.348	84.099	54.598
3	10	Nev WOOD	Ariel Atom	SLS-A	16	57.463	6.579	79.370	57.932
Super Lap Scotland (B)									
1	551	Adam KINDNESS	Subaru Impreza STi Type R	SLS-B	3	54.223		84.113	1:07.337
2	55	Fiona KINDNESS	Subaru Impreza	SLS-B	8	54.882	0.659	83.103	55.076
3	89	William ROBSON	Ford Focus RS	SLS-B	9	55.059	0.836	82.836	55.110
4	13	Keith COWIE	Seat Leon Supercopa	SLS-B	13	55.365	1.142	82.378	55.708
5	61	Andy CLOTWORTHY	Subaru Impreza	SLS-B	13	56.736	2.513	80.387	56.944
Super Lap Scotland (C)									
1	34	Blair McCONACHIE	Caterham Superlight R	SLS-C	14	54.633		83.481	54.802
2	11	Christopher CHERRY	Mitsubishi Evo	SLS-C	13	55.701	1.068	81.881	55.918
3	9	Steven ARKLEY	Westfield Megabusa	SLS-C	10	59.449	4.816	76.719	59.534
Super Lap Scotland (D)									
1	77	Ian BONTHRONE	BMW E46 M3	SLS-D	14	57.393		79.467	58.079
2	81	Ian PITMAN	Subaru Impreza	SLS-D	9	57.571	0.178	79.221	57.989
3	67	Marshall WISHART	Mazda RX8	SLS-D	15	57.979	0.586	78.664	58.003
4	87	Paul BELL	Mini Cooper	SLS-D	14	58.344	0.951	78.172	58.514
5	777	Ian HOGGINS	Honda Civic	SLS-D	14	58.447	1.054	78.034	58.490
6	42	Alex MILNE	Audi TTRS Plus	SLS-D	9	59.772	2.379	76.304	59.858
7	101	John WALLACE	Fiat Coupe Turbo	SLS-D	8	1:00.195	2.802	75.768	1:00.562
8	37	Andrew SKINNER	Westfield Seiw	SLS-D	11	1:00.956	3.563	74.822	1:01.043
9	27	Iain TAYLOR	Renault Clio 182	SLS-D	4	1:01.407	4.014	74.272	1:01.937
10	94	Jonathan SCRIMGEOUR	Vauxhall Astra VXR	SLS-D	13	1:01.853	4.460	73.737	1:01.960
11	73	Robert DAVEY	Lotus Elise S220 Cup	SLS-D	15	1:02.524	5.131	72.945	1:02.581
12	45	Euan BEGBIE	Volkswagen Golf	SLS-D	4	1:33.284	35.891	48.892	1:43.683
Super Lap Scotland (E)									
1	6	Michael FOSTER	Renault Clio 172	SLS-E	13	59.496		76.658	59.665
2	333	John LINDSAY	Renault Sport Clio	SLS-E	14	59.687	0.191	76.413	59.989
3	484	Euan DUNCAN	Honda S2000	SLS-E	12	1:00.202	0.706	75.759	1:00.329
4	54	Steven McNAB	Renault Clio	SLS-E	12	1:01.215	1.719	74.505	1:01.284
5	97	Scott McFARLANE	Renault Clio 172	SLS-E	12	1:02.612	3.116	72.843	1:03.115
Super Lap Scotland (F)									
1	88	Martin BROWN	Subaru Impreza WRX	SLS-F	12	1:00.454		75.443	1:00.742
2	888	Yumen LAI	Renault Clio 182	SLS-F	13	1:00.939	0.485	74.843	1:01.391
3	555	Lewis MacDOUGALL	Renault Clio	SLS-F	15	1:01.287	0.833	74.418	1:01.582

Clerk of the Course.

Sig : Time :
 Chief Timekeeper : Ian Sharp (SMART Timing)

Results available at www.speedhive.com and www.smart-timing.co.uk

Printed: 17/06/2018 19:39:17





Super Lap Scotland - Round 3

Sorted on best lap time

Super Lap Scotland Knockhill 1.267 miles

Qualifying - Overall 17/06/2018 13:30

Practice started at 13:19:02

Pos	No.	Name	Make/Model	Class Code	Laps	Best Tm	Diff	Best Speed	2nd Best
4	600	Michael ANDERSON	Ford Puma	SLS-F	15	1:01.477	1.023	74.188	1:01.915
5	65	Kevin STRACHAN	Renault Clio	SLS-F	14	1:02.163	1.709	73.369	1:02.197
6	28	Ewan HAMILTON	Mini Cooper S	SLS-F	11	1:02.738	2.284	72.697	1:02.825
7	24	Jordan SMITH	Ford Escort	SLS-F	14	1:03.499	3.045	71.825	1:04.293
8	38	Sean HISLOP	Renault Clio RS	SLS-F	13	1:03.616	3.162	71.693	1:03.647
9	172	Keith RICHARDSON	Renault Clio 172	SLS-F	12	1:03.638	3.184	71.668	1:03.685
10	72	Thomas SILK	Ford Focus	SLS-F	15	1:04.473	4.019	70.740	1:04.939
11	41	Neil METHVEN	Mini Cooper	SLS-F	13	1:05.848	5.394	69.263	1:06.077
12	155	Karen O'BRIEN	Mini Cooper	SLS-F	12	1:07.422	6.968	67.646	1:07.558

Super Lap Scotland (Pro)

1	7	David LONG	Caterham R400	SLS-P	7	52.870		86.265	52.983
2	62	Paul RANKIN	Westfield	SLS-P	6	57.920	5.050	78.744	58.022

Clerk of the Course.

Sig : Time :
 Chief Timekeeper : Ian Sharp (SMART Timing)

Results available at www.speedhive.com and www.smart-timing.co.uk

Orbits





Super Lap Scotland - Round 3

Sorted on Laps

Northern Sports & Saloon Cars Championship

Knockhill 1.267 miles

Race

17/06/2018 14:30

Race (15:00 and 1 Laps) started at 14:29:28

Pos	No.	Name	Make/Model	Class Code	Laps	Total Tm	Diff	Best Tm	In Lap	Best Speed
1	00	Andy ROBINSON	Ford Falcon	A1	18	16:32.163		54.196	11	84.155
2	54	Andrew MORRISON	Seat Cupra	A1	18	16:32.981	0.818	53.884	3	84.642
3	1	Mark LEYBOURNE	Westfield FW	E2	18	17:20.027	47.864	56.406	14	80.857
4	75	Jordan LOWING	Westfield FW	E2	17	16:33.264	1 Lap	57.384	10	79.479
5	62	Paul RANKIN	Westfield	E1	17	16:41.188	1 Lap	57.436	17	79.407
6	18	Paul TOUGH	BMW E46 M3	B2	17	16:42.079	1 Lap	57.626	16	79.146
7	12	Scott HUBEL	Peugeot 205 T16	A2	17	16:42.536	1 Lap	57.396	17	79.463
8	7	Alan McPHERSON	MK Indy	A2	17	16:54.603	1 Lap	58.331	9	78.189
9	59	Damien McKAY	Ginetta G20	E1	17	16:57.090	1 Lap	57.585	14	79.202
10	31	Gary BOWERS	BMW E46 328	B2	17	17:05.901	1 Lap	58.939	12	77.382
11	15	David COX	Peugeot 205 GTi	C	16	16:33.118	2 Laps	1:00.563	13	75.307
12	89	Daniel KELL	Ford Sierra XR4x4	B2	16	16:33.447	2 Laps	59.813	15	76.252
13	30	Paul LIGHTBURN	BMW E36 318is	B2	16	17:04.023	2 Laps	1:01.840	15	73.752
14	90	Simon SHERIDAN	Honda Civic	D	16	17:06.607	2 Laps	1:02.594	15	72.864
Not classified										
DNF	2	Jeff WILSON	Lotus Elise	A1	14	12:43.942	DNF	53.329	10	85.523
DNF	60	Stephen CRAGGS	Mazda MX5	B2	7	7:21.894	DNF	58.006	3	78.627
DNF	63	Kyle MURCHIE	Pell Genesis	E2	5	5:44.222	DNF	57.795	2	78.914
DNF	10	Allan GIBSON	Lotus Exige	A1	4	3:58.683	DNF	56.776	3	80.330
DNF	28	Scott TOLLEN	Ford Escort Cosworth	B2	3	3:38.331	DNF	1:00.037	2	75.967
DNS	99	David BREWIS	Davrian	A2			DNS		0	-

Announcements

- New Track Record (53.329) for NSSC Sports/Sal. (A1) by Jeff WILSON.
- New Track Record (56.406) for NSSC Sports/Sal. (E2) by Mark LEYBOURNE.
- New Track Record (57.436) for NSSC Sports/Sal. (E1) by Paul RANKIN.

Margin of Victory	Avg. Speed	Best Lap Tm	Best Speed	Best Lap by
0.818	82.744	53.329	85.523	2 - Jeff WILSON

Clerk of the Course.

Sig : Time :
 Chief Timekeeper : Ian Sharp (SMART Timing)
 Results available at www.speedhive.com and www.smart-timing.co.uk

Orbits





Super Lap Scotland - Round 3

Northern Sports & Saloon Cars Championship

Knockhill 1.267 miles

Race

17/06/2018 14:30

Race (15:00 and 1 Laps) started at 14:29:28

Lap	Time of Day	Lap Tm	S1	S2	S3	S3Spd	SFSpd
(00) Andy ROBINSON							
1	14:30:28.089			21.280	16.156	118.565	110.012
2	14:31:22.651	54.562	17.880	20.627	16.055	118.985	110.193
3	14:32:16.962	54.311	17.557	20.525	16.229	120.265	108.238
4	14:33:11.511	54.549	17.818	20.635	16.096	118.147	109.832
5	14:34:05.912	54.401	17.617	20.829	15.955	118.356	110.374
6	14:35:01.019	55.107	18.140	21.028	15.939	118.356	109.832
7	14:35:57.056	56.037	18.840	21.088	16.109	119.196	110.922
8	14:36:51.813	54.757	17.907	20.644	16.206	120.049	110.193
9	14:37:46.828	55.015	17.936	20.959	16.120	118.147	109.832
10	14:38:41.669	54.841	17.773	20.949	16.119	118.147	109.474
11	14:39:35.865	54.196	17.634	20.497	16.065	119.409	109.832
12	14:40:30.490	54.625	17.854	20.753	16.018	118.985	108.764
13	14:41:25.115	54.625	17.691	20.838	16.096	118.147	108.941
14	14:42:20.412	55.297	18.079	21.220	15.998	118.985	110.193
15	14:43:15.513	55.101	17.919	21.156	16.026	117.940	108.941
16	14:44:10.130	54.617	17.572	21.067	15.978	119.196	109.118
17	14:45:04.730	54.600	18.023	20.693	15.884	118.985	110.374
18	14:46:00.767	56.037	17.586	21.452	16.999	103.882	108.764

Lap	Time of Day	Lap Tm	S1	S2	S3	S3Spd	SFSpd
13	14:42:09.906	57.976	18.653	22.272	17.051	105.681	98.833
14	14:43:08.069	58.163	18.906	21.874	17.383	105.020	95.053
15	14:44:05.721	57.652	18.827	21.946	16.879	104.529	100.011
16	14:45:03.245	57.524	18.740	21.650	17.134	105.349	99.419
17	14:46:01.868	58.623	18.737	22.456	17.430	105.184	97.682
(62) Paul RANKIN							
1	14:30:31.684			22.244	16.882	105.515	100.762
2	14:31:29.675	57.991	19.359	22.003	16.629	105.681	99.125
3	14:32:27.173	57.498	18.898	21.893	16.707	107.544	99.863
4	14:33:25.824	58.651	19.080	22.924	16.647	105.184	100.011
5	14:34:23.801	57.977	18.932	22.294	16.751	104.692	99.566
6	14:35:24.331	1:00.530	19.847	23.316	17.367	104.043	99.566
7	14:36:22.566	58.235	19.274	22.305	16.656	105.515	98.688
8	14:37:22.095	59.529	19.148	22.981	17.400	102.768	97.967
9	14:38:21.399	59.304	19.141	22.964	17.199	103.721	98.254
10	14:39:20.011	58.612	19.304	22.336	16.972	105.020	98.398
11	14:40:19.192	59.181	19.349	22.929	16.903	105.184	98.979
12	14:41:18.235	59.043	19.510	22.613	16.920	105.681	99.272
13	14:42:16.894	58.659	19.343	22.599	16.717	104.692	98.688
14	14:43:16.462	59.568	19.318	22.802	17.448	103.721	98.688
15	14:44:14.421	57.959	19.138	22.219	16.602	105.020	99.272
16	14:45:12.356	59.935	19.018	22.218	16.699	104.856	98.833
17	14:46:09.792	57.436	18.665	22.128	16.643	105.020	98.111

Lap	Time of Day	Lap Tm	S1	S2	S3	S3Spd	SFSpd
(54) Andrew MORRISON							
1	14:30:29.490			21.704	16.528	108.413	101.987
2	14:31:24.247	54.757	18.066	20.633	16.058	110.739	103.242
3	14:32:18.131	53.884	17.645	20.363	15.876	111.105	102.768
4	14:33:12.041	53.910	17.357	20.424	16.129	110.922	102.298
5	14:34:06.659	54.618	17.574	20.798	16.246	110.922	102.768
6	14:35:01.795	55.136	18.031	20.889	16.216	111.290	103.084
7	14:35:57.678	55.883	18.544	21.080	16.259	111.600	102.768
8	14:36:52.457	54.779	17.769	20.675	16.335	112.976	103.402
9	14:37:47.427	54.970	17.796	20.981	16.193	111.105	101.371
10	14:38:42.396	54.969	17.943	20.918	16.108	109.474	101.371
11	14:39:36.504	54.108	17.706	20.325	16.077	113.357	102.611
12	14:40:31.170	54.666	18.011	20.461	16.194	112.786	102.611
13	14:41:25.607	54.437	17.731	20.628	16.078	111.846	102.454
14	14:42:21.420	55.813	17.725	21.672	16.416	112.033	101.832
15	14:43:16.441	55.021	17.625	20.976	16.420	111.846	103.561
16	14:44:10.777	54.336	17.404	20.628	16.304	112.786	103.242
17	14:45:05.360	54.583	17.839	20.548	16.196	113.166	102.298
18	14:46:01.585	56.225	17.727	20.851	17.647	107.890	97.540

Lap	Time of Day	Lap Tm	S1	S2	S3	S3Spd	SFSpd
(18) Paul TOUGH							
1	14:30:34.258			23.260	17.557	106.015	96.836
2	14:31:33.616	59.358	19.516	22.420	17.422	106.015	96.143
3	14:32:32.248	58.632	19.132	21.939	17.561	107.544	96.005
4	14:33:31.543	59.295	19.596	21.997	17.702	107.201	96.836
5	14:34:30.884	59.341	19.867	22.155	17.319	107.201	96.558
6	14:35:29.965	59.081	19.805	21.809	17.467	108.064	96.419
7	14:36:30.143	1:00.178	21.030	21.975	17.173	107.890	97.824
8	14:37:28.317	58.174	19.077	22.140	16.957	106.183	96.143
9	14:38:25.979	57.662	18.693	21.949	17.020	106.859	96.558
10	14:39:23.944	57.965	18.805	22.081	17.079	107.201	96.697
11	14:40:21.620	57.676	18.611	21.950	17.115	107.372	95.868
12	14:41:20.358	58.738	19.256	22.133	17.349	107.201	96.281
13	14:42:18.574	58.216	19.034	22.117	17.065	107.544	95.731
14	14:43:17.729	59.155	18.912	23.155	17.088	105.184	96.558
15	14:44:15.389	57.660	18.641	21.940	17.079	107.717	97.257
16	14:45:13.015	57.626	18.576	22.059	16.991	107.030	96.558
17	14:46:10.683	57.668	18.604	22.032	17.032	106.859	96.419

Lap	Time of Day	Lap Tm	S1	S2	S3	S3Spd	SFSpd
(1) Mark LEYBOURNE							
1	14:30:33.569			22.836	17.249	102.298	96.836
2	14:31:31.593	58.024	19.653	21.765	16.606	103.561	95.868
3	14:32:31.014	59.421	19.115	21.946	18.360	101.371	93.595
4	14:33:28.517	57.503	19.112	21.764	16.627	104.692	95.731
5	14:34:26.282	57.765	19.065	21.740	16.960	103.084	95.459
6	14:35:24.060	57.778	18.939	22.029	16.810	103.084	94.919
7	14:36:21.438	57.378	18.657	21.914	16.807	102.611	95.731
8	14:37:18.282	56.844	18.520	21.748	16.576	103.561	95.731
9	14:38:15.409	57.127	18.691	22.007	16.429	102.142	95.868
10	14:39:12.575	57.166	18.669	21.578	16.919	104.529	96.419
11	14:40:10.374	57.799	19.167	21.881	16.751	102.298	95.731
12	14:41:07.323	56.949	18.561	21.711	16.677	102.926	95.731
13	14:42:03.744	56.421	18.455	21.399	16.567	103.242	96.143
14	14:43:00.150	56.406	18.398	21.481	16.527	104.204	97.257
15	14:43:58.946	58.796	19.154	22.307	17.335	104.529	95.595
16	14:44:55.650	56.704	18.412	21.640	16.652	103.084	96.005
17	14:45:52.082	56.432	18.440	21.529	16.463	104.043	96.143
18	14:46:48.631	56.549	18.423	21.445	16.681	101.987	96.281

Lap	Time of Day	Lap Tm	S1	S2	S3	S3Spd	SFSpd
(12) Scott HUBEL							
1	14:30:32.931			22.621	17.342	101.066	97.257
2	14:31:31.281	58.350	19.180	22.014	17.156	102.454	97.682
3	14:32:31.125	59.844	18.850	23.052	17.942	100.914	95.868
4	14:33:31.171	1:00.046	19.832	22.895	17.319	101.066	97.399
5	14:34:30.391	59.220	19.488	22.421	17.311	101.678	96.976
6	14:35:29.506	59.115	19.322	22.392	17.401	101.218	96.419
7	14:36:29.535	1:00.029	20.505	22.458	17.066	102.611	94.919
8	14:37:28.670	59.135	19.064	22.679	17.392	99.863	96.836
9	14:38:27.213	58.543	19.134	22.165	17.244	102.926	97.399
10	14:39:25.087	57.874	18.909	22.044	16.921	104.204	98.688
11	14:40:22.711	57.624	18.694	22.070	16.860	104.043	97.824
12	14:41:21.324	58.613	19.295	22.411	16.907	102.611	98.398
13	14:42:19.374	58.050	18.968	22.205	16.877	104.043	99.566
14	14:43:18.655	59.281	20.072	22.382	16.827	101.987	98.111
15	14:44:16.192	57.537	18.686	22.157	16.694	104.366	98.688
16	14:45:13.744	57.552	18.602	21.947	17.003	104.366	97.540
17	14:46:11.140	57.396	18.788	21.937	16.671	104.204	98.979

Lap	Time of Day	Lap Tm	S1	S2	S3	S3Spd	SFSpd
(75) Jordan LOWING							
1	14:30:33.329			22.529	17.573	106.015	98.979
2	14:31:32.342	59.013	19.558	21.999	17.456		

Super Lap Scotland - Round 3

Northern Sports & Saloon Cars Championship

Knockhill 1.267 miles

Race

17/06/2018 14:30

Race (15:00 and 1 Laps) started at 14:29:28

Lap	Time of Day	Lap Tm	S1	S2	S3	S3Spd	SFSpd	Lap	Time of Day	Lap Tm	S1	S2	S3	S3Spd	SFSpd	
11	14:40:28.084	58.579	19.339	22.250	16.990	101.371	94.252	10	14:39:55.811	1:00.755	19.843	22.772	18.140	102.768	90.932	
12	14:41:29.198	1:01.114	21.490	22.568	17.056	101.987	95.868	11	14:40:56.907	1:01.096	20.303	22.554	18.239	102.454	92.690	
13	14:42:27.768	58.570	19.359	22.305	16.906	102.142	95.323	12	14:41:57.741	1:00.834	19.877	22.884	18.073	101.987	92.308	
14	14:43:26.118	58.350	19.387	22.002	16.961	102.768	96.558	13	14:42:58.372	1:00.631	19.939	22.770	17.922	102.298	94.120	
15	14:44:25.477	59.359	19.602	22.692	17.065	101.218	94.385	14	14:44:00.416	1:02.044	20.613	23.189	18.242	102.454	91.179	
16	14:45:24.202	58.725	19.355	22.374	16.996	101.678	94.651	15	14:45:00.229	59.813	19.554	22.233	18.026	103.242	92.435	
17	14:46:23.207	59.005	19.385	22.463	17.157	102.454	94.385	16	14:46:02.051	1:01.822	20.584	22.722	18.516	101.524	91.677	
(59) Damien McKAY																
1	14:30:35.392			23.322	18.024	106.689	96.005	1	14:30:40.311			24.258	19.365	94.919	85.925	
2	14:31:35.036	59.644	19.751	22.173	17.720	105.349	96.836	2	14:31:43.799	1:03.488	20.713	23.551	19.224	95.188	86.927	
3	14:32:33.321	58.285	19.488	21.675	17.122	105.848	97.540	3	14:32:47.267	1:03.468	20.930	24.067	18.471	93.857	87.608	
4	14:33:32.730	59.409	19.365	21.598	18.446	109.653	90.564	4	14:33:50.400	1:03.133	20.419	23.329	19.385	96.143	86.814	
5	14:34:33.596	1:00.866	20.945	22.618	17.303	109.474	96.976	5	14:34:58.662	1:08.222	23.512	26.114	18.636	96.976	86.479	
6	14:35:35.440	1:01.844	20.023	22.768	19.053	108.413	83.885	6	14:36:03.469	1:04.807	21.445	24.712	18.650	96.976	86.814	
7	14:36:34.989	59.549	19.625	22.636	17.288	107.030	96.836	7	14:37:06.084	1:02.615	20.414	23.729	18.472	97.682	86.927	
8	14:37:34.522	59.533	20.016	22.051	17.466	108.064	94.518	8	14:38:08.529	1:02.445	20.348	23.633	18.464	97.399	86.035	
9	14:38:33.162	58.640	18.926	22.347	17.367	107.030	95.323	9	14:39:11.447	1:02.918	20.576	23.528	18.814	96.558	86.146	
10	14:39:33.779	1:00.617	19.197	23.331	18.089	105.349	93.988	10	14:40:14.410	1:02.963	20.734	23.544	18.685	94.385	86.479	
11	14:40:34.310	1:00.531	19.919	23.286	17.326	108.588	95.459	11	14:41:17.307	1:02.897	20.195	24.286	18.416	95.868	86.146	
12	14:41:32.331	58.021	18.953	21.770	17.298	107.544	95.595	12	14:42:23.149	1:05.842	22.879	24.228	18.735	96.005	87.722	
13	14:42:30.214	57.883	18.953	21.458	17.472	108.941	94.385	13	14:43:25.060	1:01.911	19.976	23.543	18.392	96.976	87.040	
14	14:43:27.799	57.585	18.744	21.431	17.410	109.296	96.558	14	14:44:28.815	1:03.755	19.986	24.632	19.137	95.053	84.732	
15	14:44:26.574	58.775	19.124	22.198	17.453	107.544	95.188	15	14:45:30.655	1:01.840	19.963	23.554	18.323	97.824	87.153	
16	14:45:25.336	58.762	18.872	22.026	17.864	104.856	93.595	16	14:46:32.627	1:01.972	19.924	23.523	18.525	98.398	86.927	
17	14:46:25.694	1:00.358	18.933	22.060	19.365	102.926	87.153									
(30) Paul LIGHTBURN																
1	14:30:40.311					106.689	96.005	1	14:30:40.311			24.258	19.365	94.919	85.925	
2	14:31:35.036	59.644	19.751	22.173	17.720	105.349	96.836	2	14:31:43.799	1:03.488	20.713	23.551	19.224	95.188	86.927	
3	14:32:33.321	58.285	19.488	21.675	17.122	105.848	97.540	3	14:32:47.267	1:03.468	20.930	24.067	18.471	93.857	87.608	
4	14:33:32.730	59.409	19.365	21.598	18.446	109.653	90.564	4	14:33:50.400	1:03.133	20.419	23.329	19.385	96.143	86.814	
5	14:34:33.596	1:00.866	20.945	22.618	17.303	109.474	96.976	5	14:34:58.662	1:08.222	23.512	26.114	18.636	96.976	86.479	
6	14:35:35.440	1:01.844	20.023	22.768	19.053	108.413	83.885	6	14:36:03.469	1:04.807	21.445	24.712	18.650	96.976	86.814	
7	14:36:34.989	59.549	19.625	22.636	17.288	107.030	96.836	7	14:37:06.084	1:02.615	20.414	23.729	18.472	97.682	86.927	
8	14:37:34.522	59.533	20.016	22.051	17.466	108.064	94.518	8	14:38:08.529	1:02.445	20.348	23.633	18.464	97.399	86.035	
9	14:38:33.162	58.640	18.926	22.347	17.367	107.030	95.323	9	14:39:11.447	1:02.918	20.576	23.528	18.814	96.558	86.146	
10	14:39:33.779	1:00.617	19.197	23.331	18.089	105.349	93.988	10	14:40:14.410	1:02.963	20.734	23.544	18.685	94.385	86.479	
11	14:40:34.310	1:00.531	19.919	23.286	17.326	108.588	95.459	11	14:41:17.307	1:02.897	20.195	24.286	18.416	95.868	86.146	
12	14:41:32.331	58.021	18.953	21.770	17.298	107.544	95.595	12	14:42:23.149	1:05.842	22.879	24.228	18.735	96.005	87.722	
13	14:42:30.214	57.883	18.953	21.458	17.472	108.941	94.385	13	14:43:25.060	1:01.911	19.976	23.543	18.392	96.976	87.040	
14	14:43:27.799	57.585	18.744	21.431	17.410	109.296	96.558	14	14:44:28.815	1:03.755	19.986	24.632	19.137	95.053	84.732	
15	14:44:26.574	58.775	19.124	22.198	17.453	107.544	95.188	15	14:45:30.655	1:01.840	19.963	23.554	18.323	97.824	87.153	
16	14:45:25.336	58.762	18.872	22.026	17.864	104.856	93.595	16	14:46:32.627	1:01.972	19.924	23.523	18.525	98.398	86.927	
17	14:46:25.694	1:00.358	18.933	22.060	19.365	102.926	87.153									
(90) Simon SHERIDAN																
1	14:30:47.448					95.595	86.035	1	14:30:47.448			23.949	18.868	88.183	82.442	
2	14:31:38.079	59.687			17.898	96.697	87.837	2	14:31:50.290	1:02.842	20.333	23.857	18.652	89.120	83.054	
3	14:32:37.492	59.413			17.821	97.967	86.590	3	14:32:53.177	1:02.887	20.237	23.850	18.800	89.477	82.341	
4	14:33:36.753	59.261			17.723	97.540	87.153	4	14:33:56.369	1:03.192	20.330	24.048	18.814	89.836	82.442	
5	14:34:37.275	1:00.522			17.763	97.824	86.927	5	14:35:01.117	1:04.748	21.380	24.566	18.802	88.299	82.341	
6	14:35:36.816	59.541	19.493	22.413	17.635	97.682	87.494	6	14:36:04.624	1:03.507	20.521	24.232	18.754	90.198	83.054	
7	14:36:36.747	59.931	19.367	22.752	17.812	97.824	87.266	7	14:37:07.906	1:03.282	20.354	24.137	18.791	90.809	82.341	
8	14:37:35.975	59.228	19.222	22.171	17.835	98.111	86.927	8	14:38:10.989	1:03.083	20.184	24.212	18.687	88.767	82.240	
9	14:38:35.598	59.623	19.365	22.398	17.860	97.399	87.380	9	14:39:14.474	1:03.485	20.194	24.328	18.963	89.239	81.938	
10	14:39:35.280	59.682			17.755	97.682	86.479	10	14:40:17.604	1:03.130	20.253	23.914	18.963	90.809	81.146	
11	14:40:35.754	1:00.474			17.595	98.688	87.952	11	14:41:20.844	1:03.240	20.452	23.953	18.835	88.649	81.639	
12	14:41:34.693	58.939			17.687	98.398	87.266	12	14:42:23.895	1:03.051	20.245	24.096	18.710	91.427	82.747	
13	14:42:34.850	1:00.157	19.390	22.551	18.216	98.111	87.040	13	14:43:26.660	1:02.765	20.043	23.981	18.741	90.198	81.739	
14	14:43:35.169	1:00.319			17.907	97.117	87.153	14	14:44:29.792	1:03.132	20.747	23.503	18.882	90.564	82.240	
15	14:44:35.219	1:00.050			17.917	96.281	87.380	15	14:45:32.386	1:02.594	19.923	23.784	18.887	90.077	80.950	
16	14:45:34.604	59.385			17.755	97.967	87.266	16	14:46:35.211	1:02.825	20.118	23.239	19.468	91.303	81.839	
17	14:46:34.505	59.901			17.964	96.836	87.040									
(15) David COX																
1	14:30:39.040			23.784	18.846	97.540	89.596	1	14:30:27.083			21.183	15.745	116.103	110.374	
2	14:31:41.198	1:02.158	20.997	22.817	18.344	99.863	90.442	2	14:31:21.506	54.423	17.787	20.835	15.801	116.103	109.832	
3	14:32:43.099	1:01.901	20.212	23.453	18.236	98.543	90.809	3	14:32:15.145	53.639	17.581	20.472	15.586	116.709	110.012	
4	14:33:45.005	1:01.906	20.170	23.508	18.228	96.005	90.320	4	14:33:08.570	53.425	17.483	20.280	15.662	116.103	109.832	
5	14:34:48.131	1:03.126	21.827	23.193	18.106	98.688	89.596	5	14:34:02.565	53.995	17.999	20.342	15.654	117.526	110.556	
6	14:35:50.291	1:02.160	20.792	23.205	18.163	97.967	90.442	6	14:34:58.025	55.460	18.738	21.095	15.627	117.321		



Super Lap Scotland - Round 3

Northern Sports & Saloon Cars Championship

Knockhill 1.267 miles

Race

17/06/2018 14:30

Race (15:00 and 1 Laps) started at 14:29:28

Lap	Time of Day	Lap Tm	S1	S2	S3	S3Spd	SFSpd	Lap	Time of Day	Lap Tm	S1	S2	S3	S3Spd	SFSpd
5	14:35:12.826	1:45.774	44.235	36.266	25.273	67.649	32.799								
(10) Allan GIBSON															
1	14:30:35.185			23.195	17.134	108.588	103.242								
2	14:31:33.621	58.436	19.322	22.134	16.980	107.030	103.242								
3	14:32:30.397	56.776	18.149	21.845	16.782	110.922	100.762								
4	14:33:27.287	56.890	18.236	21.423	17.231	108.588	103.561								
(28) Scott TOLLEN															
1	14:30:38.925			23.570	19.490	90.320	76.782								
2	14:31:38.962	1:00.037	20.458	22.151	17.428	107.717	95.595								
3	14:33:06.935	1:27.973	19.709	38.407	29.857	49.308	34.099								

Clerk of the Course. Orbits

Sig : Time :
 Chief Timekeeper : Ian Sharp (SMART Timing)
 Results available at www.speedhive.com and www.smart-timing.co.uk





Super Lap Scotland - Round 3

Lapchart

Northern Sports & Saloon Cars Championship

Knockhill 1.267 miles

Race

17/06/2018 14:30

Race (15:00 and 1 Laps) started at 14:29:28

Competitors	Laps																	
	1	2	3	4	5	6	7	8	9	10	11	12	13	14	15	16	17	18
Jeff WILSON (2)	1	2	2	2	2	2	2	2	2	2	2	2	2	2	00	00	00	00
Andy ROBINSON (00)	2	00	00	00	00	00	00	00	00	00	00	00	00	00	54	54	54	54
Andrew MORRISON (54)	3	54	54	54	54	54	54	54	54	54	54	54	54	54	1	1	1	1
Kyle MURCHIE (63)	4	63	63	62	62	62	1	1	1	1	1	1	1	1	75	75	75	75
Paul RANKIN (62)	5	62	62	63	63	1	62	62	75	75	75	75	75	75	62	62	62	62
Scott HUBEL (12)	6	12	12	10	10	75	75	75	62	62	62	62	62	62	18	18	18	18
Jordan LOWING (75)	7	75	1	75	1	60	60	12	18	18	18	18	18	18	12	12	12	12
Mark LEYBOURNE (1)	8	1	75	1	75	12	12	18	12	12	12	12	12	12	7	7	7	7
Paul TOUGH (18)	9	18	18	12	60	18	18	7	7	7	7	7	7	7	59	59	59	59
Stephen CRAGGS (60)	10	60	10	60	12	7	7	59	59	59	59	59	59	59	31	31	31	31
Allan GIBSON (10)	11	10	60	18	18	59	59	31	31	31	31	31	31	31	89	15		
Damien McKAY (59)	12	59	59	59	59	31	31	60	15	15	15	15	15	15	15	15	89	89
Alan McPHERSON (7)	13	7	7	7	7	15	15	15	89	89	89	89	89	89	89	30	30	30
Gary BOWERS (31)	14	31	31	31	31	89	89	89	30	30	30	30	30	30	90	90		
Scott TOLLEN (28)	15	28	28	15	15	30	30	30	90	90	90	90	90	90				
David COX (15)	16	15	15	89	89	90	90	90										
Paul LIGHTBURN (30)	17	30	89	30	30	63												
Daniel KELL (89)	18	89	30	90	90													
Simon SHERIDAN (90)	19	90	90	28														
-	20																	

Margin of Victory	Avg. Speed	Best Lap Tm	Best Speed	Best Lap by
0.818	82.744	53.329	85.523	2 - Jeff WILSON

Clerk of the Course.

Sig : Time :
 Chief Timekeeper : Ian Sharp (SMART Timing)
 Results available at www.speedhive.com and www.smart-timing.co.uk





Super Lap Scotland - Round 3

Sorted on best lap time

Super Lap Scotland

Knockhill 1.267 miles

Final - Class F

17/06/2018 15:15

Practice started at 15:12:13

Pos	No.	Name	Make/Model	Class Code	Laps	Best Tm	Diff	Best Speed	2nd Best
1	88	Martin BROWN	Subaru Impreza WRX	SLS-F	3	1:00.237		75.715	1:24.285
2	888	Yumen LAI	Renault Clio 182	SLS-F	3	1:01.142	0.905	74.594	1:19.273
3	600	Michael ANDERSON	Ford Puma	SLS-F	3	1:01.660	1.423	73.968	1:14.953
4	555	Lewis MacDOUGALL	Renault Clio	SLS-F	3	1:02.128	1.891	73.410	1:17.119
5	65	Kevin STRACHAN	Renault Clio	SLS-F	3	1:02.603	2.366	72.853	1:26.957
6	28	Ewan HAMILTON	Mini Cooper S	SLS-F	3	1:03.140	2.903	72.234	1:17.426
7	24	Jordan SMITH	Ford Escort	SLS-F	3	1:03.439	3.202	71.893	1:24.666
8	172	Keith RICHARDSON	Renault Clio 172	SLS-F	3	1:04.193	3.956	71.049	1:27.566
9	72	Thomas SILK	Ford Focus	SLS-F	3	1:04.235	3.998	71.002	1:30.584
10	38	Sean HISLOP	Renault Clio RS	SLS-F	3	1:04.249	4.012	70.987	1:26.058
11	41	Neil METHVEN	Mini Cooper	SLS-F	3	1:05.885	5.648	69.224	1:31.545
12	155	Karen O'BRIEN	Mini Cooper	SLS-F	3	1:06.355	6.118	68.734	1:19.377

Clerk of the Course. Orbits

Sig : Time :
 Chief Timekeeper : Ian Sharp (SMART Timing)
 Results available at www.speedhive.com and www.smart-timing.co.uk



Super Lap Scotland - Round 3

Super Lap Scotland

Knockhill 1.267 miles

Final - Class F

17/06/2018 15:15

Practice started at 15:12:13

Lap	Time of Day	Lap Tm	S1	S2	S3	S3Spd	SFSpd	Lap	Time of Day	Lap Tm	S1	S2	S3	S3Spd	SFSpd
(88) Martin BROWN															
1	15:22:37.514			25.740	19.662	77.224	88.068								
2	15:23:37.751	1:00.237	19.564	22.799	17.874	97.682	89.239								
3	15:25:02.036	1:24.285	23.608	32.897	27.780	57.653	30.897								
(888) Yumen LAI															
1	15:22:29.792			29.283	20.317	76.782	84.095								
2	15:23:30.934	1:01.142	19.809	22.811	18.522	93.988	84.200								
3	15:24:50.207	1:19.273	23.183	28.338	27.752	72.236	27.413								
(600) Michael ANDERSON															
1	15:21:53.887			24.804	19.323	87.040	82.543								
2	15:22:55.547	1:01.660	20.021	22.982	18.657	93.335	83.157								
3	15:24:10.500	1:14.953	22.132	25.874	26.947	78.580	28.569								
(555) Lewis MacDOUGALL															
1	15:22:14.900			29.576	20.347	77.851	82.442								
2	15:23:17.028	1:02.128	20.214	22.986	18.928	90.320	82.139								
3	15:24:34.147	1:17.119	22.824	28.621	25.674	68.547	29.013								
(65) Kevin STRACHAN															
1	15:19:05.141			25.630	19.515	91.802	83.780								
2	15:20:07.744	1:02.603	20.508	23.530	18.565	93.205	83.675								
3	15:21:34.701	1:26.957	25.203	32.531	29.223	62.194	25.143								
(28) Ewan HAMILTON															
1	15:18:57.322			27.672	24.305	60.025	80.950								
2	15:20:00.462	1:03.140	20.406	23.608	19.126	90.564	80.755								
3	15:21:17.888	1:17.426	22.480	28.734	26.212	70.938	30.741								
(24) Jordan SMITH															
1	15:18:40.172			28.011	19.966	81.938	81.839								
2	15:19:43.611	1:03.439	20.768	23.962	18.709	90.564	82.645								
3	15:21:08.277	1:24.666	23.735	29.455	31.476	68.268	24.079								
(172) Keith RICHARDSON															
1	15:14:53.912			37.521	24.316	48.106	81.739								
2	15:15:58.105	1:04.193	20.960	24.222	19.011	90.320	82.645								
3	15:17:25.671	1:27.566	25.885	31.900	29.781	62.542	25.604								
(72) Thomas SILK															
1	15:14:40.400			37.300	21.491	60.841	78.123								
2	15:15:44.635	1:04.235			19.365	89.002	78.765								
3	15:17:15.219	1:30.584			31.577	51.821	28.913								
(38) Sean HISLOP															
1	15:18:24.186			27.114	20.263	89.477	83.260								
2	15:19:28.435	1:04.249	21.121	24.006	19.122	92.054	83.363								
3	15:20:54.493	1:26.058	23.927	31.564	30.567	61.341	26.715								
(41) Neil METHVEN															
1	15:14:34.198			40.584	22.263	66.974	75.233								
2	15:15:40.083	1:05.885	21.621	24.309	19.955	84.625	75.828								
3	15:17:11.628	1:31.545	24.844	32.513	34.188	55.876	26.546								
(155) Karen O'BRIEN															
1	15:13:50.666			33.597	23.743	68.338	74.152								
2	15:14:57.021	1:06.355	22.180	24.742	19.433	84.412	75.317								
3	15:16:16.398	1:19.377	26.033	27.663	25.681	76.345	32.078								

Clerk of the Course.

Sig : _____ Time : _____
 Chief Timekeeper : Ian Sharp (SMART Timing)
 Results available at www.speedhive.com and www.smart-timing.co.uk
 Printed: 17/06/2018 15:37:31





Super Lap Scotland - Class F - PROVISIONAL

Pos	Car No.	Name	Round 1			Round 2 (AC)			Round 3			Round 4 (AC)			Round 5			Round 6			TOTAL
			Q	F	Total	Q	F	Total	Q	F	Total	Q	F	Total	Q	F	Total	Q	F	Total	
1	88	Martin BROWN	15	25	40	15	25	40	15	25	40			0			0			0	120
2	888	Yumen LAI	13	20	33	14	20	34	14	20	34			0			0			0	101
3	555	Lewis MacDOUGALL	12	14	26	12	0	12	13	14	27			0			0			0	65
4	28	Ewan HAMILTON	10	9	19	10	10	20	10	10	20			0			0			0	59
5	38	Sean HISLOP	11	12	23	7	14	21	8	6	14			0			0			0	58
6	172	Keith RICHARDSON	9	8	17	11	9	20	7	8	15			0			0			0	52
7	65	Kevin STRACHAN			0	13	16	29	11	12	23			0			0			0	52
8	72	Thomas SILK	8	7	15	8	12	20	6	7	13			0			0			0	48
9	24	Jordan SMITH	7	10	17	6	7	13	9	9	18			0			0			0	48
10	600	Michael ANDERSON				9	8	17	12	16	28			0			0			0	45
11	60	Ray McGINLAY	14	16	30			0			0			0			0			0	30
12	155	Karen O'BRIEN	5	5	10	5	0	5		4	4			0			0			0	19
13	36	Fergus PATON	6	6	12			0	4		4			0			0			0	16
14	41	Neil METHVEN							5	5	10			0			0			0	10



Bulletin No. _____

Super Lap Scotland - Round 3

Sorted on best lap time

Super Lap Scotland

Knockhill 1.267 miles

Final - Class E

17/06/2018 15:25

Practice started at 15:25:40

Pos	No.	Name	Make/Model	Class Code	Laps	Best Tm	Diff	Best Speed	2nd Best
1	6	Michael FOSTER	Renault Clio 172	SLS-E	3	59.578		76.552	1:07.382
2	484	Euan DUNCAN	Honda S2000	SLS-E	3	1:00.425	0.847	75.479	1:22.215
3	54	Steven McNAB	Renault Clio	SLS-E	3	1:01.294	1.716	74.409	1:23.081
4	333	John LINDSAY	Renault Sport Clio	SLS-E	3	1:02.183	2.605	73.345	1:18.720

Clerk of the Course.

Sig : Time :

Chief Timekeeper : Ian Sharp (SMART Timing)

Results available at www.speedhive.com and www.smart-timing.co.uk

Printed: 17/06/2018 15:37:53

Orbits





Super Lap Scotland - Round 3

Super Lap Scotland

Knockhill 1.267 miles

Final - Class E

17/06/2018 15:25

Practice started at 15:25:40

Lap	Time of Day	Lap Tm	S1	S2	S3	S3Spd	SFSpd	Lap	Time of Day	Lap Tm	S1	S2	S3	S3Spd	SFSpd
(6) Michael FOSTER															
1	15:27:33.781			26.009	17.942	93.988	86.035								
2	15:28:33.359	59.578	19.250	22.381	17.947	93.595	87.722								
3	15:29:40.741	1:07.382	20.096	23.795	23.491	93.335	31.184								
(484) Euan DUNCAN															
1	15:27:13.763			27.071	18.596	92.947	88.183								
2	15:28:14.188	1:00.425			18.150	98.833	89.477								
3	15:29:36.403	1:22.215	23.998	31.435	26.782	53.302	28.938								
(54) Steven McNAB															
1	15:27:07.191			30.860	20.073	82.442	83.260								
2	15:28:08.485	1:01.294	19.822	23.006	18.466	92.947	83.885								
3	15:29:31.566	1:23.081	24.938	30.864	27.279	60.676	34.256								
(333) John LINDSAY															
1	15:27:18.228			22.878	17.997	95.868	85.054								
2	15:28:20.411	1:02.183	20.266	23.621	18.296	96.558	85.054								
3	15:29:39.131	1:18.720	24.276	31.598	22.846	92.947	35.153								

Clerk of the Course.

Sig : _____ Time : _____
 Chief Timekeeper : Ian Sharp (SMART Timing)
 Results available at www.speedhive.com and www.smart-timing.co.uk

Printed: 17/06/2018 15:38:11

Orbits





Super Lap Scotland - Class E - PROVISIONAL

Pos	Car No.	Name	Round 1			Round 2 (AC)			Round 3			Round 4 (AC)			Round 5			Round 6			TOTAL
			Q	F	Total	Q	F	Total	Q	F	Total	Q	F	Total	Q	F	Total	Q	F	Total	
1	6	Michael FOSTER	14	25	39	15	20	35	15	25	40			0			0			0	114
2	333	John LINDSAY	13	20	33	14	25	39	14	14	28			0			0			0	100
3	54	Steven McNAB	15	16	31	13	14	27	12	16	28			0			0			0	86
4	484	Euan DUNCAN	11	14	25	12	16	28	13	20	33			0			0			0	86
5	41	Neil METHVEN	12	12	24			0			0			0			0			0	24
6	97	Scott McFARLANE			0	11		11			0			0			0			0	11



Super Lap Scotland - Round 3

Sorted on best lap time

Super Lap Scotland

Knockhill 1.267 miles

Final - Class D

17/06/2018 15:40

Practice started at 15:34:54


Pos	No.	Name	Make/Model	Class Code	Laps	Best Tm	Diff	Best Speed	2nd Best
1	67	Marshall WISHART	Mazda RX8	SLS-D	3	56.546		80.657	1:14.388
2	77	Ian BONTHRONE	BMW E46 M3	SLS-D	3	57.112	0.566	79.858	1:12.640
3	81	Ian PITMAN	Subaru Impreza	SLS-D	3	57.555	1.009	79.243	1:25.798
4	87	Paul BELL	Mini Cooper	SLS-D	5	57.918	1.372	78.747	58.031
5	777	Ian HOGGINS	Honda Civic	SLS-D	3	58.651	2.105	77.762	1:24.935
6	45	Euan BEGBIE	Volkswagen Golf	SLS-D	3	58.698	2.152	77.700	1:24.759
7	42	Alex MILNE	Audi TTRS Plus	SLS-D	3	59.493	2.947	76.662	1:16.571
8	101	John WALLACE	Fiat Coupe Turbo	SLS-D	3	1:00.489	3.943	75.399	1:10.197
9	37	Andrew SKINNER	Westfield Seiw	SLS-D	3	1:01.101	4.555	74.644	1:13.495
10	27	Iain TAYLOR	Renault Clio 182	SLS-D	3	1:01.813	5.267	73.784	1:22.372
11	94	Jonathan SCRIMGEOUR	Vauxhall Astra VXR	SLS-D	3	1:01.982	5.436	73.583	1:12.921
12	73	Robert DAVEY	Lotus Elise S220 Cup	SLS-D	3	1:02.044	5.498	73.510	1:17.667

Announcements

Car No.87 - Granted a re-run

Clerk of the Course. Orbits

Sig : Time :
 Chief Timekeeper : Ian Sharp (SMART Timing)
 Results available at www.speedhive.com and www.smart-timing.co.uk



Super Lap Scotland - Round 3

Super Lap Scotland

Knockhill 1.267 miles

Final - Class D

17/06/2018 15:40

Practice started at 15:34:54

Lap	Time of Day	Lap Tm	S1	S2	S3	S3Spd	SFSpd	Lap	Time of Day	Lap Tm	S1	S2	S3	S3Spd	SFSpd
(67) Marshall WISHART															
1	15:43:28.883			24.422	17.815	104.529	99.419								
2	15:44:25.429	56.546	18.079	21.100	17.367	105.681	98.688								
3	15:45:39.817	1:14.388	22.653	26.495	25.240	88.532	31.329								
(77) Ian BONTHRONE															
1	15:46:41.665			29.814	18.762	64.838	99.566								
2	15:47:38.777	57.112	18.537	21.617	16.958	107.717	99.566								
3	15:48:51.417	1:12.640	23.037	25.093	24.510	72.785	30.256								
(81) Ian PITMAN															
1	15:44:07.560			34.753	21.414	62.252	94.385								
2	15:45:05.115	57.555	19.046	21.536	16.973	103.882	97.117								
3	15:46:30.913	1:25.798	22.193	33.760	29.845	56.488	32.767								
(87) Paul BELL															
1	15:43:10.914				17.667	103.721	92.947								
2	15:44:08.945	58.031			17.433	103.242	92.435								
3	15:45:22.418	1:13.473			24.740	82.442	36.571								
4	15:50:00.152	4:37.734			17.619	104.366	92.947								
5	15:50:58.070	57.918			17.471	103.402	92.054								
(777) Ian HOGGINS															
1	15:40:36.703			34.272	24.551	45.343	90.686								
2	15:41:35.354	58.651	18.975	21.904	17.772	102.142	91.552								
3	15:43:00.289	1:24.935	24.311	32.609	28.015	65.216	28.447								
(45) Euan BEGBIE															
1	15:36:25.745				23.473	36.002	96.005								
2	15:37:24.443	58.698			17.403	109.296	97.682								
3	15:38:49.202	1:24.759			29.095	62.252	31.774								
(42) Alex MILNE															
1	15:40:22.329			34.943	22.100	68.687	100.762								
2	15:41:21.822	59.493	19.195	22.745	17.553	105.020	97.682								
3	15:42:38.393	1:16.571	21.810	29.643	25.118	70.789	40.944								
(101) John WALLACE															
1	15:39:52.488			24.858	18.306	100.914	94.785								
2	15:40:52.977	1:00.489	19.671	22.959	17.859	102.611	94.252								
3	15:42:03.174	1:10.197	21.381	25.067	23.749	95.595	32.048								
(37) Andrew SKINNER															
1	15:39:41.155			25.738	18.899	89.002	85.379								
2	15:40:42.256	1:01.101	20.008	22.814	18.279	93.335	87.266								
3	15:41:55.751	1:13.495	22.242	26.301	24.952	79.890	31.068								
(27) Iain TAYLOR															
1	15:36:53.048			27.476	18.854	82.543	87.266								
2	15:37:54.861	1:01.813	20.316	23.336	18.161	98.688	87.494								
3	15:39:17.233	1:22.372	23.426	29.700	29.246	68.547	23.181								
(94) Jonathan SCRIMGEOUR															
1	15:36:46.192			31.254	21.294	56.535	89.239								
2	15:37:48.174	1:01.982	20.069	23.312	18.601	97.540	89.002								
3	15:39:01.095	1:12.921	23.126	25.929	23.866	92.435	33.042								
(73) Robert DAVEY															
1	15:36:30.999			29.454	20.955	72.236	90.442								
2	15:37:33.043	1:02.044	20.293	23.780	17.971	96.836	91.677								
3	15:38:50.710	1:17.667	23.085	27.972	26.610	79.136	29.865								

Clerk of the Course.

Sig : _____ Time : _____
 Chief Timekeeper : Ian Sharp (SMART Timing)
 Results available at www.speedhive.com and www.smart-timing.co.uk

Printed: 17/06/2018 16:35:57





Super Lap Scotland - Class D - PROVISIONAL

Pos	Car No.	Name	Round 1			Round 2 (AC)			Round 3			Round 4 (AC)			Round 5			Round 6			TOTAL
			Q	F	Total	Q	F	Total	Q	F	Total	Q	F	Total	Q	F	Total	Q	F	Total	
1	777	Ian HOGGINS	12	25	37	14	16	30	11	12	23			0			0			0	90
2	81	Ian PITMAN	15	0	15	15	20	35	14	16	30			0			0			0	80
3	101	John WALLACE	11	16	27	9	12	21	9	8	17			0			0			0	65
4	87	Paul BELL			0	13	25	38	12	14	26			0			0			0	64
5	42	Alex MILNE	10	7	17	12	14	26	10	9	19			0			0			0	62
6	67	Marshall WISHART			0	7	7	14	13	25	38			0			0			0	52
7	27	Iain TAYLOR	9	9	18	10	8	18	7	6	13			0			0			0	49
8	37	Andrew SKINNER	7	8	15	8	10	18	8	7	15			0			0			0	48
9	45	Euan BEGBIE	14	20	34			0	4	10	14			0			0			0	48
10	73	Robert DAVEY	6	10	16	6	9	15	5	4	9			0			0			0	40
11	77	Ian BONTHRONE							15	20	35			0			0			0	35
12	21	Marc IRVINE	8	14	22			0			0			0			0			0	22
13	94	Jonathan SCRIMEGOUR	5	0	5	5	0	5	6	5	11			0			0			0	21
14	211	Stuart IRVINE	3	12	15			0			0			0			0			0	15
15	35	Stephen HENDERSON	13	0	13			0			0			0			0			0	13
16	20	Paul MARTIN			0	11	0	11			0			0			0			0	11
17	82	Alan STEWART	4	5	9			0			0			0			0			0	9
18	58	Stewart McCracken	2	6	8			0			0			0			0			0	8



Super Lap Scotland - Round 3

Sorted on best lap time

Super Lap Scotland

Knockhill 1.267 miles

Final - Class C


17/06/2018 15:55

Practice started at 15:51:43

Pos	No.	Name	Make/Model	Class Code	Laps	Best Tm	Diff	Best Speed	2nd Best
1	34	Blair McCONACHIE	Caterham Superlight R	SLS-C	2	55.494		82.186	
2	11	Christopher CHERRY	Mitsubishi Evo	SLS-C	2	55.743	0.249	81.819	
3	9	Steven ARKLEY	Westfield Megabusa	SLS-C	3	59.702	4.208	76.393	1:20.026

Clerk of the Course. Orbits

Sig : Time :
 Chief Timekeeper : Ian Sharp (SMART Timing)
 Results available at www.speedhive.com and www.smart-timing.co.uk





Super Lap Scotland - Round 3

Super Lap Scotland

Knockhill 1.267 miles

Final - Class C

17/06/2018 15:55

Practice started at 15:51:43

Lap	Time of Day	Lap Tm	S1	S2	S3	S3Spd	SFSpd	Lap	Time of Day	Lap Tm	S1	S2	S3	S3Spd	SFSpd
(34) Blair McCONACHIE															
1	15:53:20.592			25.807	20.209	62.835	97.540								
2	15:54:16.086	55.494	18.172	20.601	16.721	108.413	97.682								
(11) Christopher CHERRY															
1	15:53:11.032			29.771	20.886	71.013	99.419								
2	15:54:06.775	55.743	17.951	21.140	16.652	110.374	100.762								
(9) Steven ARKLEY															
1	15:52:53.571			31.571	22.150	52.264	96.976								
2	15:53:53.273	59.702	19.802	22.957	16.943	103.402	97.257								
3	15:55:13.299	1:20.026	22.194	30.155	27.677	68.687	30.997								

Clerk of the Course. Orbits

Sig : Time :
 Chief Timekeeper : Ian Sharp (SMART Timing)
 Results available at www.speedhive.com and www.smart-timing.co.uk





Super Lap Scotland - Class C - PROVISIONAL

Pos	Car No.	Name	Round 1			Round 2 (AC)			Round 3			Round 4 (AC)			Round 5			Round 6			TOTAL
			Q	F	Total	Q	F	Total	Q	F	Total	Q	F	Total	Q	F	Total	Q	F	Total	
1	11	Christopher CHERRY	14	25	39	13	25	38	14	20	34			0			0			0	111
2	34	Blair McCONACHIE	15	20	35	15	16	31	15	25	40			0			0			0	106
3	9	Steven ARKLEY	10	10	20	12	14	26	13	16	29			0			0			0	75
4	26	Bob MACKAY				14	20	34			0			0			0			0	34
5	76	Robbie WYPER	11	16	27			0			0			0			0			0	27
6	78	David RYBOWSKI	12	14	26			0			0			0			0			0	26
7	90	Kieran GALLAGHER	13	12	25			0			0			0			0			0	25



Bulletin No. _____

Super Lap Scotland - Round 3

Sorted on best lap time

Super Lap Scotland

Knockhill 1.267 miles

Final - Class B


17/06/2018 16:05

Practice started at 15:57:06

Pos	No.	Name	Make/Model	Class Code	Laps	Best Tm	Diff	Best Speed	2nd Best
1	551	Adam KINDNESS	Subaru Impreza STi Type R	SLS-B	3	53.065		85.948	1:19.729
2	89	William ROBSON	Ford Focus RS	SLS-B	3	54.682	1.617	83.407	1:28.725
3	55	Fiona KINDNESS	Subaru Impreza	SLS-B	3	54.830	1.765	83.181	1:24.781
4	13	Keith COWIE	Seat Leon Supercopa	SLS-B	3	56.386	3.321	80.886	1:21.187
5	61	Andy CLOTWORTHY	Subaru Impreza	SLS-B	3	57.164	4.099	79.785	1:19.828

Clerk of the Course. Orbits

Sig : Time :
 Chief Timekeeper : Ian Sharp (SMART Timing)
 Results available at www.speedhive.com and www.smart-timing.co.uk





Super Lap Scotland - Round 3

Super Lap Scotland

Knockhill 1.267 miles

Final - Class B

17/06/2018 16:05

Practice started at 15:57:06

Lap	Time of Day	Lap Tm	S1	S2	S3	S3Spd	SFSpd	Lap	Time of Day	Lap Tm	S1	S2	S3	S3Spd	SFSpd
(551) Adam KINDNESS															
1	15:58:08.742				23.757	62.368	105.184								
2	15:59:01.807	53.065			15.855	114.518	106.015								
3	16:00:21.536	1:19.729			28.660	66.974	34.609								
(89) William ROBSON															
1	16:03:59.249			22.355	16.793	119.621	107.372								
2	16:04:53.931	54.682	17.798	20.694	16.190	120.049	108.413								
3	16:06:22.656	1:28.725	23.288	34.162	31.275	61.285	23.366								
(55) Fiona KINDNESS															
1	16:04:22.783			26.544	18.193	86.814	101.524								
2	16:05:17.613	54.830	18.069	20.624	16.137	114.323	106.183								
3	16:06:42.394	1:24.781	23.795	32.171	28.815	55.970	29.228								
(13) Keith COWIE															
1	15:58:54.693			42.219	23.978	38.108	104.529								
2	15:59:51.079	56.386	18.580	21.122	16.684	110.556	103.882								
3	16:01:12.266	1:21.187	23.933	28.541	28.713	77.135	22.626								
(61) Andy CLOTWORTHY															
1	15:58:14.984			24.316	20.898	71.391	105.848								
2	15:59:12.148	57.164	18.895	21.850	16.419	113.166	109.653								
3	16:00:31.976	1:19.828	21.603	28.981	29.244	66.181	28.876								

Clerk of the Course.

Sig : Time :
 Chief Timekeeper : Ian Sharp (SMART Timing)
 Results available at www.speedhive.com and www.smart-timing.co.uk
 Printed: 17/06/2018 16:37:37

Orbits





Super Lap Scotland - Class B - PROVISIONAL

Pos	Car No.	Name	Round 1			Round 2 (AC)			Round 3			Round 4 (AC)			Round 5			Round 6			TOTAL
			Q	F	Total	Q	F	Total	Q	F	Total	Q	F	Total	Q	F	Total	Q	F	Total	
1	13	Keith COWIE	15	25	40	12	16	28	12	14	26			0			0			0	94
2	55	Fiona KINDNESS	14	20	34	11	14	25	14	16	30			0			0			0	89
3	551	Adam KINDNESS			0	15	25	40	15	25	40			0			0			0	80
4	61	Andy CLOTWORTHY	13	14	27	13	12	25	11	12	23			0			0			0	75
5	89	William ROBSON				14	20	34	13	20	33			0			0			0	67
6	111	Michael RIGBY	12	16	28			0			0			0			0			0	28



Bulletin No. _____

Super Lap Scotland - Round 3

Sorted on best lap time

Super Lap Scotland

Knockhill 1.267 miles

Final - Class A

17/06/2018 16:15

Practice started at 16:10:12

Pos	No.	Name	Make/Model	Class Code	Laps	Best Tm	Diff	Best Speed	2nd Best
1	0	Andy FORREST	Westfield	SLS-A	3	50.654		90.039	1:22.368
2	95	Wayne SUTHERLAND	Mitsubishi Evo 6	SLS-A	3	54.383	3.729	83.865	1:14.127
3	10	Nev WOOD	Ariel Atom	SLS-A	3	56.772	6.118	80.336	1:19.585

Clerk of the Course.

Sig : Time :
 Chief Timekeeper : Ian Sharp (SMART Timing)

Results available at www.speedhive.com and www.smart-timing.co.uk

Printed: 17/06/2018 16:38:01

Orbits





Super Lap Scotland - Round 3

Super Lap Scotland

Knockhill 1.267 miles

Final - Class A

17/06/2018 16:15

Practice started at 16:10:12

Lap	Time of Day	Lap Tm	S1	S2	S3	S3Spd	SFSpd	Lap	Time of Day	Lap Tm	S1	S2	S3	S3Spd	SFSpd
(0) Andy FORREST															
1	16:11:56.820			26.761	17.089	91.055	120.697								
2	16:12:47.474	50.654	16.355	19.366	14.933	129.302	119.835								
3	16:14:09.842	1:22.368	23.580	31.218	27.570	63.012	23.805								
(95) Wayne SUTHERLAND															
1	16:11:36.686				19.380	78.580	115.903								
2	16:12:31.069	54.383			16.041	118.985	115.305								
3	16:13:45.196	1:14.127			23.981	83.571	30.713								
(10) Nev WOOD															
1	16:11:22.313				18.608	54.692	122.014								
2	16:12:19.085	56.772			15.714	123.587	121.792								
3	16:13:38.670	1:19.585			27.038	77.224	31.112								

Clerk of the Course. Orbits

Sig : Time :
 Chief Timekeeper : Ian Sharp (SMART Timing)
 Results available at www.speedhive.com and www.smart-timing.co.uk





Super Lap Scotland - Class A - PROVISIONAL

Pos	Car No.	Name	Round 1			Round 2 (AC)			Round 3			Round 4 (AC)			Round 5			Round 6			TOTAL
			Q	F	Total	Q	F	Total	Q	F	Total	Q	F	Total	Q	F	Total	Q	F	Total	
1	0	Andy FORREST			0	15	25	40	15	25	40			0			0			0	80
2	79	Eric HOLMES	14	20	34	13	20	33			0			0			0			0	67
3	95	Wayne SUTHERLAND	13	16	29			0	14	20	34			0			0			0	63
4	44	Steven JEFFERIES	15	25	40	14		14			0			0			0			0	54
5	10	Nev WOOD							13	16	29			0			0			0	29



Bulletin No. _____

Super Lap Scotland - Round 3

Sorted on best lap time

Super Lap Scotland

Knockhill 1.267 miles

Final - Pro

17/06/2018 16:25

Practice

Pos	No.	Name	Make/Model	Class Code	Laps	Best Tm	Diff	Best Speed	2nd Best
1	7	David LONG	Caterham R400	SLS-P	3	53.655		85.003	
2	62	Paul RANKIN	Westfield	SLS-P	3	57.819	4.164	78.881	

Clerk of the Course.

Sig : Time :
 Chief Timekeeper : Ian Sharp (SMART Timing)

Results available at www.speedhive.com and www.smart-timing.co.uk

Printed: 17/06/2018 16:38:48

Orbits





Super Lap Scotland - Class Pro - PROVISIONAL

Pos	Car No.	Name	Round 1			Round 2 (AC)			Round 3			Round 4 (AC)			Round 5			Round 6			TOTAL
			Q	F	Total	Q	F	Total	Q	F	Total	Q	F	Total	Q	F	Total	Q	F	Total	
1	7	David LONG	12	16	28	15	25	40	15	25	40			0			0			0	108
2	0	Andy FORREST	15	25	40			0			0			0			0			0	40
3	62	Paul RANKIN							14	20	34			0			0			0	34
4	51	Colin DORWARD	13	20	33			0			0			0			0			0	33
5	14	Russ PATON	11	14	25			0			0			0			0			0	25
6	8	Andrew BARBOUR	14	0	14			0			0			0			0			0	14
7	177	Mark GERAGHTY	10	0	10			0			0			0			0			0	10



Super Lap Scotland - Round 3

Sorted on best lap time

Super Lap Scotland

Knockhill 1.267 miles

Final - Overall

17/06/2018 16:25


Practice started at 15:12:13

Pos	No.	Name	Make/Model	Class Code	Laps	Best Tm	Diff	Best Speed	2nd Best
1	0	Andy FORREST	Westfield	SLS-A	3	50.654		90.039	1:22.368
2	551	Adam KINDNESS	Subaru Impreza STi Type R	SLS-B	3	53.065	2.411	85.948	1:19.729
3	7	David LONG	Caterham R400	SLS-P	3	53.655	3.001	85.003	1:09.218
4	95	Wayne SUTHERLAND	Mitsubishi Evo 6	SLS-A	3	54.383	3.729	83.865	1:14.127
5	89	William ROBSON	Ford Focus RS	SLS-A	3	54.682	4.028	83.407	1:28.725
6	55	Fiona KINDNESS	Subaru Impreza	SLS-B	3	54.830	4.176	83.181	1:24.781
7	34	Blair McCONACHIE	Caterham Superlight R	SLS-C	3	55.494	4.840	82.186	1:20.449
8	11	Christopher CHERRY	Mitsubishi Evo	SLS-C	3	55.743	5.089	81.819	1:22.745
9	13	Keith COWIE	Seat Leon Supercopa	SLS-B	3	56.386	5.732	80.886	1:21.187
10	67	Marshall WISHART	Mazda RX8	SLS-D	3	56.546	5.892	80.657	1:14.388
11	10	Nev WOOD	Ariel Atom	SLS-A	3	56.772	6.118	80.336	1:19.585
12	77	Ian BONTHRONE	BMW E46 M3	SLS-D	3	57.112	6.458	79.858	1:12.640
13	61	Andy CLOTWORTHY	Subaru Impreza	SLS-B	3	57.164	6.510	79.785	1:19.828
14	81	Ian PITMAN	Subaru Impreza	SLS-D	3	57.555	6.901	79.243	1:25.798
15	62	Paul RANKIN	Westfield	SLS-P	3	57.819	7.165	78.881	1:10.408
16	87	Paul BELL	Mini Cooper	SLS-D	6	57.918	7.264	78.747	58.031
17	777	Ian HOGGINS	Honda Civic	SLS-D	3	58.651	7.997	77.762	1:24.935
18	45	Euan BEGBIE	Volkswagen Golf	SLS-D	3	58.698	8.044	77.700	1:24.759
19	42	Alex MILNE	Audi TTRS Plus	SLS-D	3	59.493	8.839	76.662	1:16.571
20	6	Michael FOSTER	Renault Clio 172	SLS-E	3	59.578	8.924	76.552	1:07.382
21	9	Steven ARKLEY	Westfield Megabus	SLS-C	3	59.702	9.048	76.393	1:20.026
22	88	Martin BROWN	Subaru Impreza WRX	SLS-F	3	1:00.237	9.583	75.715	1:24.285
23	484	Euan DUNCAN	Honda S2000	SLS-E	3	1:00.425	9.771	75.479	1:22.215
24	101	John WALLACE	Fiat Coupe Turbo	SLS-D	3	1:00.489	9.835	75.399	1:10.197
25	37	Andrew SKINNER	Westfield Seiw	SLS-D	3	1:01.101	10.447	74.644	1:13.495
26	888	Yumen LAI	Renault Clio 182	SLS-F	3	1:01.142	10.488	74.594	1:19.273
27	54	Steven McNAB	Renault Clio	SLS-E	3	1:01.294	10.640	74.409	1:23.081
28	600	Michael ANDERSON	Ford Puma	SLS-F	3	1:01.660	11.006	73.968	1:14.953
29	27	Iain TAYLOR	Renault Clio 182	SLS-D	3	1:01.813	11.159	73.784	1:22.372
30	94	Jonathan SCRIMGEOUR	Vauxhall Astra VXR	SLS-D	3	1:01.982	11.328	73.583	1:12.921
31	73	Robert DAVEY	Lotus Elise S220 Cup	SLS-D	3	1:02.044	11.390	73.510	1:17.667
32	555	Lewis MacDOUGALL	Renault Clio	SLS-F	3	1:02.128	11.474	73.410	1:17.119
33	333	John LINDSAY	Renault Sport Clio	SLS-E	3	1:02.183	11.529	73.345	1:18.720
34	65	Kevin STRACHAN	Renault Clio	SLS-F	3	1:02.603	11.949	72.853	1:26.957
35	28	Ewan HAMILTON	Mini Cooper S	SLS-F	3	1:03.140	12.486	72.234	1:17.426
36	24	Jordan SMITH	Ford Escort	SLS-F	3	1:03.439	12.785	71.893	1:24.666
37	172	Keith RICHARDSON	Renault Clio 172	SLS-F	3	1:04.193	13.539	71.049	1:27.566
38	72	Thomas SILK	Ford Focus	SLS-F	3	1:04.235	13.581	71.002	1:30.584
39	38	Sean HISLOP	Renault Clio RS	SLS-F	3	1:04.249	13.595	70.987	1:26.058
40	41	Neil METHVEN	Mini Cooper	SLS-F	3	1:05.885	15.231	69.224	1:31.545
41	155	Karen O'BRIEN	Mini Cooper	SLS-F	3	1:06.355	15.701	68.734	1:19.377

Clerk of the Course.

Orbits

Sig : Time :
 Chief Timekeeper : Ian Sharp (SMART Timing)
 Results available at www.speedhive.com and www.smart-timing.co.uk



Super Lap Scotland - Round 3

Sorted on best lap time

Super Lap Scotland

Knockhill 1.267 miles

Final - Overall

17/06/2018 16:25

Practice started at 15:12:13

Pos	No.	Name	Make/Model	Class Code	Laps	Best Tm	Diff	Best Speed	2nd Best
-----	-----	------	------------	------------	------	---------	------	------------	----------

Super Lap Scotland (A)

1	0	Andy FORREST	Westfield	SLS-A	3	50.654		90.039	1:22.368
2	95	Wayne SUTHERLAND	Mitsubishi Evo 6	SLS-A	3	54.383	3.729	83.865	1:14.127
3	89	William ROBSON	Ford Focus RS	SLS-A	3	54.682	4.028	83.407	1:28.725
4	10	Nev WOOD	Ariel Atom	SLS-A	3	56.772	6.118	80.336	1:19.585

Super Lap Scotland (B)

1	551	Adam KINDNESS	Subaru Impreza STi Type R	SLS-B	3	53.065		85.948	1:19.729
2	55	Fiona KINDNESS	Subaru Impreza	SLS-B	3	54.830	1.765	83.181	1:24.781
3	13	Keith COWIE	Seat Leon Supercopa	SLS-B	3	56.386	3.321	80.886	1:21.187
4	61	Andy CLOTWORTHY	Subaru Impreza	SLS-B	3	57.164	4.099	79.785	1:19.828

Super Lap Scotland (C)

1	34	Blair McCONACHIE	Caterham Superlight R	SLS-C	3	55.494		82.186	1:20.449
2	11	Christopher CHERRY	Mitsubishi Evo	SLS-C	3	55.743	0.249	81.819	1:22.745
3	9	Steven ARKLEY	Westfield Megabusa	SLS-C	3	59.702	4.208	76.393	1:20.026

Super Lap Scotland (D)

1	67	Marshall WISHART	Mazda RX8	SLS-D	3	56.546		80.657	1:14.388
2	77	Ian BONTHRONE	BMW E46 M3	SLS-D	3	57.112	0.566	79.858	1:12.640
3	81	Ian PITMAN	Subaru Impreza	SLS-D	3	57.555	1.009	79.243	1:25.798
4	87	Paul BELL	Mini Cooper	SLS-D	6	57.918	1.372	78.747	58.031
5	777	Ian HOGGINS	Honda Civic	SLS-D	3	58.651	2.105	77.762	1:24.935
6	45	Euan BEGBIE	Volkswagen Golf	SLS-D	3	58.698	2.152	77.700	1:24.759
7	42	Alex MILNE	Audi TTRS Plus	SLS-D	3	59.493	2.947	76.662	1:16.571
8	101	John WALLACE	Fiat Coupe Turbo	SLS-D	3	1:00.489	3.943	75.399	1:10.197
9	37	Andrew SKINNER	Westfield Seiw	SLS-D	3	1:01.101	4.555	74.644	1:13.495
10	27	Iain TAYLOR	Renault Clio 182	SLS-D	3	1:01.813	5.267	73.784	1:22.372
11	94	Jonathan SCRIMGEOUR	Vauxhall Astra VXR	SLS-D	3	1:01.982	5.436	73.583	1:12.921
12	73	Robert DAVEY	Lotus Elise S220 Cup	SLS-D	3	1:02.044	5.498	73.510	1:17.667

Super Lap Scotland (E)

1	6	Michael FOSTER	Renault Clio 172	SLS-E	3	59.578		76.552	1:07.382
2	484	Euan DUNCAN	Honda S2000	SLS-E	3	1:00.425	0.847	75.479	1:22.215
3	54	Steven McNAB	Renault Clio	SLS-E	3	1:01.294	1.716	74.409	1:23.081
4	333	John LINDSAY	Renault Sport Clio	SLS-E	3	1:02.183	2.605	73.345	1:18.720

Super Lap Scotland (F)

1	88	Martin BROWN	Subaru Impreza WRX	SLS-F	3	1:00.237		75.715	1:24.285
2	888	Yumen LAI	Renault Clio 182	SLS-F	3	1:01.142	0.905	74.594	1:19.273
3	600	Michael ANDERSON	Ford Puma	SLS-F	3	1:01.660	1.423	73.968	1:14.953
4	555	Lewis MacDOUGALL	Renault Clio	SLS-F	3	1:02.128	1.891	73.410	1:17.119

Clerk of the Course.

Sig : Time :
 Chief Timekeeper : Ian Sharp (SMART Timing)

Results available at www.speedhive.com and www.smart-timing.co.uk

Printed: 17/06/2018 19:39:51

Orbits





Super Lap Scotland - Round 3

Sorted on best lap time

Super Lap Scotland

Knockhill 1.267 miles

Final - Overall

17/06/2018 16:25

Practice started at 15:12:13

Pos	No.	Name	Make/Model	Class Code	Laps	Best Tm	Diff	Best Speed	2nd Best
5	65	Kevin STRACHAN	Renault Clio	SLS-F	3	1:02.603	2.366	72.853	1:26.957
6	28	Ewan HAMILTON	Mini Cooper S	SLS-F	3	1:03.140	2.903	72.234	1:17.426
7	24	Jordan SMITH	Ford Escort	SLS-F	3	1:03.439	3.202	71.893	1:24.666
8	172	Keith RICHARDSON	Renault Clio 172	SLS-F	3	1:04.193	3.956	71.049	1:27.566
9	72	Thomas SILK	Ford Focus	SLS-F	3	1:04.235	3.998	71.002	1:30.584
10	38	Sean HISLOP	Renault Clio RS	SLS-F	3	1:04.249	4.012	70.987	1:26.058
11	41	Neil METHVEN	Mini Cooper	SLS-F	3	1:05.885	5.648	69.224	1:31.545
12	155	Karen O'BRIEN	Mini Cooper	SLS-F	3	1:06.355	6.118	68.734	1:19.377

Super Lap Scotland (Pro)

1	7	David LONG	Caterham R400	SLS-P	3	53.655		85.003	1:09.218
2	62	Paul RANKIN	Westfield	SLS-P	3	57.819	4.164	78.881	1:10.408

Clerk of the Course.

Sig : Time :
 Chief Timekeeper : Ian Sharp (SMART Timing)

Results available at www.speedhive.com and www.smart-timing.co.uk

Orbits





Super Lap Scotland - King of the Hill - PROVISIONAL

Pos	Car No.	Name	Class	Round 1			Round 2 (AC)			Round 3			Round 4 (AC)			Round 5			Round 6			TOTAL
				Q	F	Total	Q	F	Total	Q	F	Total	Q	F	Total	Q	F	Total	Q	F	Total	
1	88	Martin BROWN	F	15	25	40	15	25	40	15	25	40			0			0			0	120
2	6	Michael FOSTER	E	14	25	39	15	20	35	15	25	40			0			0			0	114
3	11	Christopher CHERRY	C	14	25	39	13	25	38	14	20	34			0			0			0	111
4	7	David LONG	Pro	12	16	28	15	25	40	15	25	40			0			0			0	108
5	34	Blair McCONACHIE	C	15	20	35	15	16	31	15	25	40			0			0			0	106
6	888	Yumen LAI	F	13	20	33	14	20	34	14	20	34			0			0			0	101
7	333	John LINDSAY	E	13	20	33	14	25	39	14	14	28			0			0			0	100
8	13	Keith COWIE	B	15	25	40	12	16	28	12	14	26			0			0			0	94
9	777	Ian HOGGINS	D	12	25	37	14	16	30	11	12	23			0			0			0	90
10	55	Fiona KINDNESS	B	14	20	34	11	14	25	14	16	30			0			0			0	89
11	54	Steven McNAB	E	15	16	31	13	14	27	12	16	28			0			0			0	86
12	484	Euan DUNCAN	E	11	14	25	12	16	28	13	20	33			0			0			0	86
13	81	Ian PITMAN	D	15	0	15	15	20	35	14	16	30			0			0			0	80
14	551	Adam KINDNESS	B			0	15	25	40	15	25	40			0			0			0	80
15	0	Andy FORREST	A				15	25	40	15	25	40			0			0			0	80
16	9	Steven ARKLEY	C	10	10	20	12	14	26	13	16	29			0			0			0	75
17	61	Andy CLOTWORTHY	B	13	14	27	13	12	25	11	12	23			0			0			0	75
18	89	William ROBSON	B			0	14	20	34	13	20	33			0			0			0	67
19	79	Eric HOLMES	A	14	20	34	13	20	33			0			0			0			0	67
20	555	Lewis MacDOUGALL	F	12	14	26	12	0	12	13	14	27			0			0			0	65
21	101	John WALLACE	D	11	16	27	9	12	21	9	8	17			0			0			0	65
22	87	Paul BELL	D				13	25	38	12	14	26			0			0			0	64
23	95	Wayne SUTHERLAND	A	13	16	29			0	14	20	34			0			0			0	63
24	42	Alex MILNE	D	10	7	17	12	14	26	10	9	19			0			0			0	62
25	28	Ewan HAMILTON	F	10	9	19	10	10	20	10	10	20			0			0			0	59
26	38	Sean HISLOP	F	11	12	23	7	14	21	8	6	14			0			0			0	58
27	44	Steven JEFFERIES	A	15	25	40	14		14			0			0			0			0	54
28	65	Kevin STRACHAN	F				13	16	29	11	12	23			0			0			0	52

29	172	Keith RICHARDSON	F	9	8	17	11	9	20	7	8	15			0			0			0	52
30	67	Marshall WISHART	D				7	7	14	13	25	38			0			0			0	52
31	27	Iain TAYLOR	D	9	9	18	10	8	18	7	6	13			0			0			0	49
32	24	Jordan SMITH	F	7	10	17	6	7	13	9	9	18			0			0			0	48
33	72	Thomas SILK	F	8	7	15	8	12	20	6	7	13			0			0			0	48
34	37	Andrew SKINNER	D	7	8	15	8	10	18	8	7	15			0			0			0	48
35	45	Euan BEGBIE	D	14	20	34			0	4	10	14			0			0			0	48
36	600	Michael ANDERSON	F				9	8	17	12	16	28			0			0			0	45
37	0	Andy FORREST	Pro	15	25	40			0			0			0			0			0	40
38	73	Robert DAVEY	D	6	10	16	6	9	15	5	4	9			0			0			0	40
39	77	Ian BONTHRONE	D							15	20	35			0			0			0	35
40	62	Paul RANKIN	Pro							14	20	34			0			0			0	34
41	41	Neil METHVEN	E	12	12	24			0	5	5	10			0			0			0	34
42	26	Bob MACKAY	C			0	14	20	34			0			0			0			0	34
43	51	Colin DORWARD	Pro	13	20	33			0			0			0			0			0	33
44	60	Ray McGINLAY	F	14	16	30			0			0			0			0			0	30
45	10	Nev WOOD	A							13	16	29			0			0			0	29
46	111	Michael RIGBY	B	12	16	28			0			0			0			0			0	28
47	76	Robbie WYPER	C	11	16	27			0			0			0			0			0	27
48	78	David RYBOWSKI	C	12	14	26			0			0			0			0			0	26
49	14	Russ PATON	Pro	11	14	25			0			0			0			0			0	25
50	90	Kieran GALLAGHER	C	13	12	25			0			0			0			0			0	25
51	155	Karen O'BRIEN	F	5	5	10	5	0	5	4	4	8			0			0			0	23
52	21	Marc IRVINE	D	8	14	22			0			0			0			0			0	22
53	94	Jonathan SCRIMEGOUR	D	5	0	5	5	0	5	6	5	11			0			0			0	21
54	211	Stuart IRVINE	D	3	12	15			0			0			0			0			0	15
55	8	Andrew BARBOUR	Pro	14	0	14			0			0			0			0			0	14
56	35	Steven HENDERSON	D	13	0	13			0			0			0			0			0	13
57	36	Fergus PATON	F	6	6	12			0			0			0			0			0	12
58	97	Scott MacFARLANE	E							11		11			0			0			0	11
59	20	Paul MARTIN	D				11		11			0			0			0			0	11
60	82	Alan STEWART	D	4	5	9			0			0			0			0			0	9
61	58	Stewart McCracken	D	2	6	8			0			0			0			0			0	8



Super Lap Scotland - Round 3

Sorted on Laps

Rockstar Energy Chase

Knockhill 1.267 miles

Race

17/06/2018 17:00

Race (10 Laps) started at 16:37:09

Pos	No.	Name	Make/Model	Class Code	Laps	Total Tm	Diff	Best Tm	In Lap	Best Speed
1	7	David LONG	Caterham R400	SLS-P	9	8:07.996		52.924	2	86.177
2	89	William ROBSON	Ford Focus RS	SLS-B	9	8:29.022	21.026	55.417	5	82.300
3	13	Keith COWIE	Seat Leon Supercopa	SLS-B	9	8:32.944	24.948	55.805	5	81.728
4	62	Paul RANKIN	Westfield	SLS-P	9	8:54.923	46.927	57.408	7	79.446
5	67	Marshall WISHART	Mazda RX8	SLS-D	9	8:58.299	50.303	57.919	8	78.745
6	777	Ian HOGGINS	Honda Civic	SLS-D	9	9:00.029	52.033	58.395	9	78.103
7	6	Michael FOSTER	Renault Clio 172	SLS-E	8	8:10.103	1 Lap	59.356	4	76.839
8	101	John WALLACE	Fiat Coupe Turbo	SLS-D	8	8:10.638	1 Lap	59.740	8	76.345
9	888	Yumen LAI	Renault Clio 182	SLS-F	8	8:16.896	1 Lap	1:00.684	4	75.157
10	55	Fiona KINDNESS	Mini Cooper	SLS-F	8	8:39.148	1 Lap	1:03.671	8	71.631
11	41	Neil METHVEN	Mini Cooper	SLS-F	8	9:00.213	1 Lap	1:05.888	4	69.221

Not classified

DNF	54	Steven McNAB	Renault Clio	SLS-E	6	6:14.777	DNF	1:00.816	5	74.994
DNF	551	Adam KINDNESS	Subaru Impreza STi Typ	SLS-B	1	56.965	DNF	56.332	1	80.964

Margin of Victory	Avg. Speed	Best Lap Tm	Best Speed	Best Lap by
21.026	84.115	52.924	86.177	7 - David LONG

Clerk of the Course.

Sig : Time :
Chief Timekeeper : Ian Sharp (SMART Timing)

Results available at www.speedhive.com and www.smart-timing.co.uk

Printed: 17/06/2018 19:49:46



Orbits



Overall

No.	Name	Class	Car	Laps	Target time	Race time	Variation
7	Yuman LAI	F	Renault Clio	8	8:09.100	8:16.896	7.796
62	Michael FOSTER	E	Renault Clio 172	8	7:58.400	8:10.103	11.703
89	William ROBSON	B	Ford Focus	9	8:10.300	8:29.022	18.722
13	Marshall WISHART	D	Mazda RX8	9	8:37.500	8:58.299	20.799
551	Ian HOGGINS	D	Honda Civic	9	8:37.500	9:00.029	22.529
76	Keith COWIE	B	Seat Leon	9	8:10.300	8:32.944	22.644
78	David LONG	Pro	Caterham	9	7:43.600	8:07.996	24.396
67	Fiona KINDNESS	F	Mini Cooper	8	8:09.100	8:39.148	30.048
35	John WALLACE	D	Fiat Coupe	8	7:40.000	8:10.638	30.638
101	Neil METHVEN	F	Mini Cooper	8	8:09.100	9:00.213	51.113
777	Paul RANKIN	Pro	Wesfield	9	7:43.600	8:54.923	71.323
6	Adam KINDNESS	B	Subaru Impreza			DNF	
54	Robbie WYPER	C	Mitsubishi Evo 8			DNS	
41	David RYBOWSKI	C	Subaru Impreza			DNS	
55	Stephen HENDERSON	D	Sylva Riot			DNS	
888	Stevie McNAB	E	Renault Clio			DNF	

Super Lap Scotland - Round 3

Rockstar Energy Chase

Knockhill 1.267 miles

Race

17/06/2018 17:00

Race (10 Laps) started at 16:37:09

Lap	Time of Day	Lap Tm	S1	S2	S3	S3Spd	SFSpd
(7) David LONG							
1	16:38:06.237	56.606	21.182	20.067	15.357	119.409	113.166
2	16:38:59.161	52.924	17.846	19.784	15.294	119.621	112.786
3	16:39:52.981	53.820	17.742	20.497	15.581	118.565	111.290
4	16:40:47.523	54.542	18.067	20.665	15.810	119.196	111.660
5	16:41:41.863	54.340	17.831	20.448	16.061	119.835	110.374
6	16:42:35.834	53.971	17.858	20.769	15.344	120.265	113.166
7	16:43:29.424	53.590	17.551	20.645	15.394	119.196	113.166
8	16:44:23.223	53.799	17.751	20.537	15.511	119.196	111.474
9	16:45:17.350	54.127	17.787	21.021	15.319	118.985	113.166

Lap	Time of Day	Lap Tm	S1	S2	S3	S3Spd	SFSpd
(89) William ROBSON							
1	16:38:08.185	57.188	20.284	20.681	16.223	119.409	106.689
2	16:39:05.085	56.900	17.876	22.679	16.345	119.621	105.848
3	16:40:00.802	55.717	18.208	21.229	16.280	118.985	105.020
4	16:40:56.801	55.999	18.297	21.133	16.569	119.835	106.351
5	16:41:52.218	55.417	18.048	21.037	16.332	119.835	105.515
6	16:42:48.615	56.397	18.261	21.344	16.792	119.621	106.183
7	16:43:44.486	55.871	18.160	21.211	16.500	119.409	105.020
8	16:44:41.374	56.888	18.578	21.597	16.713	107.030	105.020
9	16:45:38.376	57.002	18.711	21.649	16.642	115.504	106.859

Lap	Time of Day	Lap Tm	S1	S2	S3	S3Spd	SFSpd
(13) Keith COWIE							
1	16:38:10.674	59.574	20.885	22.207	16.482	111.105	106.015
2	16:39:07.419	56.745	18.810	21.451	16.484	110.922	106.689
3	16:40:03.665	56.246	18.614	21.171	16.461	115.107	105.848
4	16:40:59.766	56.101	18.582	21.294	16.225	113.166	106.015
5	16:41:55.571	55.805	18.441	21.164	16.200	113.549	105.349
6	16:42:51.939	56.368	18.641	21.365	16.362	113.166	105.681
7	16:43:48.942	57.003	18.911	21.185	16.907	112.220	102.611
8	16:44:45.397	56.455	18.791	21.219	16.445	113.549	103.882
9	16:45:42.298	56.901	18.702	21.684	16.515	109.832	102.454

Lap	Time of Day	Lap Tm	S1	S2	S3	S3Spd	SFSpd
(62) Paul RANKIN							
1	16:38:19.687	1:03.755	23.126	23.213	17.416	98.111	99.566
2	16:39:17.760	58.073	19.162	22.272	16.639	107.544	100.762
3	16:40:17.832	1:00.072	20.193	22.892	16.987	108.238	98.979
4	16:41:15.782	57.950	19.112	22.187	16.651	100.762	100.161
5	16:42:13.393	57.611	18.691	21.726	17.194	108.941	99.419
6	16:43:11.109	57.716	19.206	22.027	16.483	106.183	99.863
7	16:44:08.517	57.408	18.881	22.154	16.373	106.689	100.161
8	16:45:06.267	57.750	18.745	22.551	16.454	106.183	100.161
9	16:46:04.277	58.010	18.711	22.642	16.657	104.692	100.161

Lap	Time of Day	Lap Tm	S1	S2	S3	S3Spd	SFSpd
(67) Marshall WISHART							
1	16:38:14.558	1:02.130	22.024	22.578	17.528	107.030	96.836
2	16:39:16.362	1:01.804	20.960	22.290	18.554	105.681	93.076
3	16:40:16.073	59.711	19.333	21.791	18.587	105.349	88.649
4	16:41:14.684	58.611	19.366	21.691	17.554	104.366	97.257
5	16:42:13.582	58.898	18.621	22.257	18.020	105.349	95.868
6	16:43:13.057	59.475	19.778	22.087	17.610	103.721	95.459
7	16:44:11.670	58.613	19.515	21.650	17.448	103.721	96.143
8	16:45:09.589	57.919	18.788	21.523	17.608	103.084	94.919
9	16:46:07.653	58.064	18.968	21.499	17.597	103.721	94.120

Lap	Time of Day	Lap Tm	S1	S2	S3	S3Spd	SFSpd
(777) Ian HOGGINS							
1	16:38:14.233	1:02.009	21.283	22.799	17.927	100.611	91.179
2	16:39:14.413	1:00.180	20.335	22.360	17.485	101.371	90.932
3	16:40:13.613	59.200	19.094	22.417	17.689	101.524	91.303
4	16:41:13.505	59.892	19.706	22.249	17.937	101.678	91.303
5	16:42:13.157	59.652	19.392	22.471	17.789	101.524	92.435
6	16:43:13.871	1:00.714	21.356	21.994	17.364	102.926	89.358
7	16:44:12.564	58.693	19.515	21.703	17.475	102.611	91.928
8	16:45:10.988	58.424	19.264	21.568	17.592	101.987	91.427
9	16:46:09.383	58.395	19.100	21.735	17.560	102.611	90.686

Lap	Time of Day	Lap Tm	S1	S2	S3	S3Spd	SFSpd
(6) Michael FOSTER							
1	16:38:16.228	1:02.579	21.192	22.931	18.456	96.419	86.702
2	16:39:16.860	1:00.632	19.772	22.503	18.357	96.558	85.596
3	16:40:20.207	1:03.347	20.710	23.471	19.166	94.518	86.814
4	16:41:19.563	59.356	19.322	22.241	17.793	97.257	86.479
5	16:42:19.750	1:00.187	19.351	22.750	18.086	96.281	87.040
6	16:43:19.889	1:00.139	19.358	22.909	17.872	94.385	87.380

Lap	Time of Day	Lap Tm	S1	S2	S3	S3Spd	SFSpd
7	16:44:19.594	59.705	19.465	22.470	17.770	95.459	87.952
8	16:45:19.457	59.863	19.407	22.613	17.843	93.335	88.183
(101) John WALLACE							
1	16:38:15.339	1:01.721	20.370	22.938	18.413	103.402	94.385
2	16:39:17.256	1:01.917	19.918	22.478	19.521	103.084	89.239
3	16:40:18.364	1:01.108	19.958	22.926	18.224	102.454	94.785
4	16:41:18.332	59.968	19.529	22.684	17.755	102.768	94.919
5	16:42:18.761	1:00.429	19.841	22.918	17.670	102.926	95.459
6	16:43:19.025	1:00.264	19.522	22.963	17.779	102.768	95.188
7	16:44:20.252	1:01.227	19.638	23.623	17.966	100.460	93.988
8	16:45:19.992	59.740	19.557	22.602	17.581	102.611	93.595

Lap	Time of Day	Lap Tm	S1	S2	S3	S3Spd	SFSpd
(888) Yumen LAI							
1	16:38:16.645	1:02.203	20.870	22.812	18.521	95.053	84.412
2	16:39:17.526	1:00.881	19.980	22.591	18.310	95.053	84.625
3	16:40:20.469	1:02.943	20.677	23.546	18.720	94.385	84.732
4	16:41:21.153	1:00.684	19.834	22.689	18.161	95.459	84.095
5	16:42:22.419	1:01.266	20.003	22.976	18.287	95.053	83.780
6	16:43:23.853	1:01.434	19.882	23.088	18.464	94.785	84.200
7	16:44:25.131	1:01.278	19.841	22.840	18.597	93.595	84.518
8	16:45:26.250	1:01.119	19.826	22.774	18.519	95.188	84.412

Lap	Time of Day	Lap Tm	S1	S2	S3	S3Spd	SFSpd
(55) Fiona KINDNESS							
1	16:38:20.743	1:06.008	22.422	23.780	19.806	85.379	75.742
2	16:39:24.791	1:04.048	20.934	23.701	19.413	85.379	75.742
3	16:40:28.711	1:03.920	20.857	23.520	19.543	85.487	76.000
4	16:41:32.648	1:03.937	20.940	23.617	19.380	85.379	76.607
5	16:42:37.006	1:04.358	21.414	23.566	19.378	85.270	76.000
6	16:43:40.850	1:03.844	20.833	23.528	19.483	85.379	76.345
7	16:44:44.831	1:03.981	20.780	23.695	19.506	84.732	76.345
8	16:45:48.502	1:03.671	20.688	23.649	19.334	85.162	76.345

Lap	Time of Day	Lap Tm	S1	S2	S3	S3Spd	SFSpd
(41) Neil METHVEN							
1	16:38:24.890	1:09.700	23.511	26.235	19.954	80.561	75.487
2	16:39:30.881	1:05.991	21.779	24.586	19.626	84.946	75.572
3	16:40:37.699	1:06.818	21.895	24.940	19.983	84.518	75.572
4	16:41:43.587	1:05.888	21.556	24.546	19.786	84.412	75.572
5	16:42:49.834	1:06.247	21.766	24.546	19.935	84.839	76.086
6	16:43:56.332	1:06.498	22.071				



Super Lap Scotland - Round 3

Lapchart

Rockstar Energy Chase

Knockhill 1.267 miles

Race

17/06/2018 17:00

Race (10 Laps) started at 16:37:09

Competitors	Laps									
	0	1	2	3	4	5	6	7	8	9
David LONG (7)	1	7	7	7	7	7	7	7	7	7
Adam KINDNESS (551)	2	551	551	89	89	89	89	89	89	89
William ROBSON (89)	3	89	89	13	13	13	13	13	13	13
Keith COWIE (13)	4	13	13	777	777	777	777	62	62	62
Ian HOGGINS (777)	5	777	777	67	67	67	62	67	67	67
Marshall WISHART (67)	6	67	67	6	62	62	67	777	777	777
John WALLACE (101)	7	101	101	101	101	101	101	6	6	
Michael FOSTER (6)	8	6	6	888	6	6	6	6	101	101
Yumen LAI (888)	9	888	888	62	888	888	888	888	888	888
Fiona KINDNESS (55)	10	55	54	54	54	54	54	54	55	55
Neil METHVEN (41)	11	41	62	55	55	55	55	55	41	41
Steven McNAB (54)	12	54	55	41	41	41	41	41		
Paul RANKIN (62)	13	62	41							

Margin of Victory	Avg. Speed	Best Lap Tm	Best Speed	Best Lap by
21.026	84.115	52.924	86.177	7 - David LONG

Clerk of the Course.

Sig : Time :
 Chief Timekeeper : Ian Sharp (SMART Timing)

Results available at www.speedhive.com and www.smart-timing.co.uk

