

Knockhill

1st July 2018



S.M.A.R.T.

Scottish Motorsports Automatic Race Timing

Ravenslea, Melrose Road, Galashiels, TD1 2AT

Telephone : 01896 – 752447



Qualifying Results



Bulletin No. _____

SMRC Scottish Championship Raceday

Sorted on best lap time

Scottish Legends Championship

Knockhill 1.267 miles

Familiarisation - Q1

01/07/2018 08:35

Practice (15:00 Time) started at 8:33:04

Pos	No.	Name	Make/Model	CC	Class Code	Laps	Best Tm	Diff	Best Speed	2nd Best
1	8	Jordan HODGSON	Ford Coupe	1250	L	6	58.891		77.445	59.188
2	52	Stewart BLACK	Ford Coupe	1250	L	6	59.002	0.111	77.300	59.068
3	71	Ryan McLEISH	Ford Coupe	1250	L	6	59.217	0.326	77.019	59.514
4	15	Steven McGILL	Ford Coupe	1250	L	6	59.433	0.542	76.739	59.866
5	6	David HUNTER	Ford Coupe	1250	L	4	59.549	0.658	76.590	59.755
6	37	Ivor GREENWOOD	Ford Coupe	1250	L	6	59.595	0.704	76.531	59.946
7	60	David NEWALL	Ford Coupe	1250	L	13	59.772	0.881	76.304	1:00.010
8	22	Ben MASON	Chevy Sedan	1250	L	10	1:00.041	1.150	75.962	1:00.062
9	44	Colm O'SULLIVAN	Ford Coupe	1250	LR	6	1:00.329	1.438	75.599	1:00.457
10	5	Michael PAXTON	Ford Coupe	1250	L	10	1:00.466	1.575	75.428	1:00.681
11	85	Mark BEATY	Ford Coupe	1250	L	6	1:00.746	1.855	75.080	1:01.750
12	7	Duncan VINCENT	Ford Coupe	1250	LT	4	1:00.916	2.025	74.871	1:02.190
13	17	Billy WAIT	37 Ford	1250	L	6	1:00.959	2.068	74.818	1:01.448
14	33	Kieran BEATY	Ford Coupe	1250	L	6	1:02.425	3.534	73.061	1:02.565
15	86	Jon CRITCHLOW	Chevy Sedan	1250	LR	12	1:02.521	3.630	72.949	1:02.711
16	16	John BUSHBY	Ford Coupe	1250	L	10	1:04.373	5.482	70.850	1:04.731
17	30	Mark FRENCH	Ford Coupe	1250	LR	12	1:05.225	6.334	69.925	1:05.386
18	4	Colin McNEILL	Ford Coupe	1250	L	3	1:27.009	28.118	52.418	3:02.435

Clerk of the Course.

Orbits

Sig : Time :
Chief Timekeeper : Ian Sharp (SMART Timing)

Results available at www.speedhive.com and www.smart-timing.co.uk



Printed: 01/07/2018 08:53:40

SMRC Scottish Championship Raceday

Scottish Legends Championship

Knockhill 1.267 miles

Familiarisation - Q1

01/07/2018 08:35

Practice (15:00 Time) started at 8:33:04

Lap	Time of Day	Lap Tm	S1	S2	S3	S3Spd	SFSpd	Lap	Time of Day	Lap Tm	S1	S2	S3	S3Spd	SFSpd
10	8:46:52.267	1:18.337	23.981	27.985	26.371	72.785	31.506								
(30) Mark FRENCH															
1	8:34:29.916			25.801	20.495	87.722	80.561								
2	8:35:35.141	1:05.225	21.027	24.504	19.694	87.266	80.853								
3	8:36:40.527	1:05.386	20.893	24.519	19.974	87.040	80.368								
4	8:37:46.780	1:06.253	21.279	24.720	20.254	87.722	81.244								
5	8:38:54.275	1:07.495	22.498	24.865	20.132	86.479	81.146								
6	8:43:31.574	1:44.493		25.008	19.845	86.368	80.561								
7	8:44:38.079	1:06.505	21.293	24.959	20.253	86.814	78.950								
8	8:45:44.638	1:06.559	21.291	25.055	20.213	84.839	79.795								
9	8:46:51.195	1:06.557	21.124	24.988	20.445	86.814	79.417								
10	8:47:56.584	1:05.389	21.133	24.432	19.824	86.927	77.671								
11	8:49:02.437	1:05.853	21.257	24.684	19.912	87.153	79.890								
12	8:50:31.751	1:29.314	22.613	37.380	29.321	51.110	58.001								
(4) Colin McNEILL															
1	8:34:42.663			30.402	27.925	58.507	36.432								
2	8:37:45.098	3:02.435	2:05.474	30.972	25.989	60.786	54.603								
3	8:39:12.107	1:27.009	28.765	32.215	26.029	59.864	54.916								

Clerk of the Course.

Orbits

Sig : Time :
Chief Timekeeper : Ian Sharp (SMART Timing)

Results available at www.speedhive.com and www.smart-timing.co.uk

Printed: 01/07/2018 08:55:09



SMRC Scottish Championship Raceday
Sorted on best lap time

Celtic Speed Mini Cooper Cup

Knockhill 1.267 miles

Qualifying 2

01/07/2018 09:00

Practice (15:00 Time) started at 8:56:15

Pos	No.	Name	Make/Model	CC	Class Code	Laps	Best Tm	Diff	Best Speed	2nd Best
1	28	David McNAUGHTON	Mini Cooper	1600	SM	13	1:02.393		73.099	1:02.584
2	91	Robbie DALGLEISH	Mini Cooper	1600	SM	14	1:02.419	0.026	73.068	1:02.485
3	7	Michael WEDDELL	Mini Cooper	1600	SMN	13	1:02.524	0.131	72.945	1:02.939
4	23	Ian MUNRO	Mini Cooper	1600	SM	12	1:02.556	0.163	72.908	1:02.649
5	8	Hannah CHAPMAN	Mini Cooper	1600	SM L	14	1:02.560	0.167	72.903	1:02.930
6	4	Dominic WHEATLEY	Mini Cooper	1600	SM	13	1:02.583	0.190	72.877	1:02.918
7	5	David SLEIGH	Mini Cooper	1600	SM	13	1:02.650	0.257	72.799	1:02.659
8	24	John DUNCAN	Mini Cooper	1600	SM	14	1:02.680	0.287	72.764	1:02.821
9	81	Douglas SIMPSON	Mini Cooper	1600	SM	14	1:02.695	0.302	72.746	1:02.840
10	95	Craig BLAKE	Mini Cooper	1600	SMN	13	1:02.845	0.452	72.573	1:02.957
11	155	Adam KINDNESS	Mini Cooper	1600	SM	11	1:02.918	0.525	72.489	1:03.098
12	52	Simon HOLDERNESS	Mini Cooper	1600	SM	14	1:03.069	0.676	72.315	1:03.633
13	77	Ashleigh MORRIS	Mini Cooper	1600	SM L	13	1:03.095	0.702	72.285	1:03.165
14	16	Craig DILLON	Mini Cooper	1600	SMN	14	1:03.472	1.079	71.856	1:03.751
15	55	Fiona KINDNESS	Mini Cooper	1600	SM L	11	1:03.491	1.098	71.834	1:03.503
16	50	Andrew BELL	Mini Cooper	1600	SM	13	1:03.632	1.239	71.675	1:03.850
17	21	Ross WILKINSON	Mini Cooper	1600	SMN	13	1:03.675	1.282	71.627	1:03.776
18	30	Gordon LONG	Mini Cooper	1600	SMN	13	1:03.996	1.603	71.268	1:04.320

Clerk of the Course.

Orbits

Sig : Time :

Chief Timekeeper : Ian Sharp (SMART Timing)

 Results available at www.speedhive.com and www.smart-timing.co.uk

Printed: 01/07/2018 09:15:55



SMRC Scottish Championship Raceday


Celtic Speed Mini Cooper Cup

Knockhill 1.267 miles

Race 2 - 1st Race

01/07/2018 11:25

Race (9 Laps)


 POLE POSITION

2	91 Robbie DALGLEISH 1:02.419
4	23 Ian MUNRO 1:02.556
6	4 Dominic WHEATLEY 1:02.583
8	24 John DUNCAN 1:02.680
10	95 Craig BLAKE 1:02.845
12	52 Simon HOLDERNESS 1:03.069
14	16 Craig DILLON 1:03.472
16	50 Andrew BELL 1:03.632
18	30 Gordon LONG 1:03.996

1	28 David McNAUGHTON 1:02.393
3	7 Michael WEDDELL 1:02.524
5	8 Hannah CHAPMAN 1:02.560
7	5 David SLEIGH 1:02.650
9	81 Douglas SIMPSON 1:02.695
11	155 Adam KINDNESS 1:02.918
13	77 Ashleigh MORRIS 1:03.095
15	55 Fiona KINDNESS 1:03.491
17	21 Ross WILKINSON 1:03.675

1
2
3
4
5
6
7
8
9

Clerk of the Course.

Orbits

Sig : Time :
 Chief Timekeeper : Ian Sharp (SMART Timing)
 Results available at www.speedhive.com and www.smart-timing.co.uk



Qualifying Results



Bulletin No. _____

SMRC Scottish Championship Raceday

Sorted on best lap time

Scottish Saloons & Sportscars Championship

Knockhill 1.267 miles

Qualifying 3

01/07/2018 09:20

Practice (15:00 Time) started at 9:19:13

Pos	No.	Name	Make/Model	CC	Class Code	Laps	Best Tm	Diff	Best Speed	2nd Best
1	9	Ron CUMMING	Nemesis Kit Car	2000	A3	6	51.975		87.751	52.678
2	78	David HEADEN	Caterham R400	2300	Guest	11	53.542	1.567	85.182	53.768
3	89	William ROBSON	Ford Focus RS	2522	B1	10	55.226	3.251	82.585	55.261
4	62	Paul RANKIN	Westfield Aero	2000	B2	10	56.358	4.383	80.926	56.501
5	70	Oliver MORTIMER	Mini Cooper R53	1600	R53	10	57.670	5.695	79.085	57.865
6	27	Paul WILSON	Mini Cooper R53	2000	R53	9	58.877	6.902	77.464	58.982
7	83	Fraser JAMIESON	Mini Cooper R53	1600	R53	13	59.989	8.014	76.028	1:00.103
8	43	Stuart BUCHAN	Mini Cooper R53	1600	R53	11	1:00.191	8.216	75.773	1:00.303
9	30	Callum DRYBURGH	Mini Cooper R53	1600	R53	13	1:01.313	9.338	74.386	1:01.759
10	34	Scott DUTHIE	BMW Z3	2500	B1	5	1:06.256	14.281	68.837	1:07.738

Announcements

Car No.34 - No working transponder - Please fix before 1st Race.

Clerk of the Course.

Orbits

Sig : Time :
Chief Timekeeper : Ian Sharp (SMART Timing)
Results available at www.speedhive.com and www.smart-timing.co.uk

Printed: 01/07/2018 09:38:17





SMRC Scottish Championship Raceday

Scottish Saloons & Sportscars Championship

Knockhill 1.267 miles

Qualifying 3

01/07/2018 09:20

Practice (15:00 Time) started at 9:19:13

Lap	Time of Day	Lap Tm	S1	S2	S3	S3Spd	SFSpd	Lap	Time of Day	Lap Tm	S1	S2	S3	S3Spd	SFSpd
(9) Ron CUMMING															
1	9:20:18.108			21.674	15.553	119.835	115.504	5	9:24:40.714	1:00.549			18.502	94.252	84.200
2	9:21:12.162	54.054	18.694	20.132	15.228	124.968	116.506	6	9:25:40.817	1:00.103			18.208	94.785	83.571
3	9:22:05.194	53.032	17.864	19.916	15.252	122.683	114.129	7	9:26:41.123	1:00.306			18.382	95.188	79.511
4	9:22:57.872	52.678	17.950	19.516	15.212	124.968	110.739	8	9:27:43.841	1:02.718			18.589	94.518	83.675
5	9:23:49.847	51.975	17.520	19.582	14.873	124.273	116.506	9	9:28:44.258	1:00.417			18.618	93.595	83.157
6	9:24:46.234	56.387	17.702	20.394	18.291	122.908	34.344	10	9:29:44.247	59.989			18.446	94.785	83.363
(78) David HEADEN															
1	9:20:42.826				20.388	87.837	90.809	11	9:30:44.673	1:00.426			18.438	94.252	83.054
2	9:21:49.887	1:07.061	22.777	24.182	20.102	98.111	78.857	12	9:31:44.942	1:00.269			18.452	93.988	82.849
3	9:23:00.883	1:10.996	21.914	29.586	19.496	93.857	105.349	13	9:33:07.173	1:22.231			29.379	63.190	27.092
4	9:23:58.972	58.089	18.731	21.923	17.435	104.366	109.653	(43) Stuart BUCHAN							
5	9:25:05.985	1:07.013	20.582	28.398	18.033	71.164	108.764	1	9:20:34.095			27.950	19.891	80.081	82.039
6	9:26:02.408	56.423	18.370	21.965	16.088	108.941	110.374	2	9:21:35.390	1:01.295	20.131	22.351	18.813	94.385	82.747
7	9:26:56.987	54.579	18.616	20.379	15.584	115.504	108.413	3	9:22:37.037	1:01.647	20.585	22.665	18.397	94.785	83.675
8	9:27:50.529	53.542	17.689	20.273	15.580	116.709	109.474	4	9:23:43.806	1:06.769	21.034	26.488	19.247	90.686	83.571
9	9:28:52.528	1:01.999	18.539	25.290	18.170	93.076	106.689	5	9:24:47.062	1:03.256	21.868	22.814	18.574	92.308	83.157
10	9:29:46.296	53.768	17.629	20.385	15.754	118.565	110.012	6	9:25:47.253	1:00.191	19.556	22.284	18.351	93.857	82.747
11	9:30:59.864	1:13.568	21.195	27.579	24.794	79.890	33.487	7	9:26:47.707	1:00.454	19.509	22.726	18.219	93.335	82.747
(89) William ROBSON															
1	9:20:16.168			22.620	17.183	116.912	106.183	8	9:27:48.235	1:00.528	19.614	22.605	18.309	93.205	82.747
2	9:21:11.394	55.226	18.060	20.863	16.303	119.196	104.366	9	9:28:57.367	1:09.132	21.337	26.384	21.411	77.224	82.645
3	9:22:07.525	56.131	18.180	21.176	16.775	120.049	104.043	10	9:29:57.670	1:00.303	19.675	22.489	18.139	93.335	83.054
4	9:23:02.786	55.261	18.105	20.701	16.455	120.265	105.349	11	9:31:04.881	1:07.211	21.090	25.618	20.503	85.815	44.208
5	9:23:58.104	55.318	18.119	20.881	16.318	119.196	104.692	(30) Callum DRYBURGH							
6	9:24:53.806	55.702	18.250	20.971	16.481	119.621	105.349	1	9:20:24.673			25.358	19.124	88.532	83.885
7	9:25:56.575	1:02.769	21.497	23.749	17.523	105.349	103.242	2	9:21:27.127	1:02.454	20.632	23.044	18.778	92.562	80.561
8	9:27:01.907	1:05.332	19.999	26.248	19.085	65.535	107.372	3	9:22:29.942	1:02.815	20.476	23.116	19.223	91.055	79.890
9	9:27:57.604	55.697	18.033	21.098	16.566	119.835	106.520	4	9:23:31.782	1:01.840	20.280	23.106	18.454	90.198	80.853
10	9:29:13.585	1:15.981	20.038	28.575	27.368	57.901	24.726	5	9:24:34.065	1:02.283	20.190	23.442	18.651	88.068	79.606
(62) Paul RANKIN															
1	9:20:43.263			26.760	20.377	84.095	92.947	6	9:25:41.380	1:07.315	20.988	24.897	21.430	88.416	32.640
2	9:21:48.770	1:05.507	23.087	23.894	18.526	90.564	95.053	7	9:28:03.715	2:22.335	1:35.337	27.854	19.144	81.244	82.039
3	9:22:48.686	59.916	20.135	22.133	17.648	104.856	98.543	8	9:29:05.705	1:01.990	20.190	23.204	18.596	90.077	78.765
4	9:23:45.187	56.501	18.484	21.599	16.418	108.413	99.125	9	9:30:08.543	1:02.838	20.122	23.312	19.404	86.927	77.402
5	9:24:59.306	1:14.119	22.539	29.331	22.249	71.013	72.627	10	9:31:10.767	1:02.224	20.326	23.174	18.724	86.702	78.950
6	9:26:04.343	1:05.037	23.062	24.151	17.824	91.552	93.595	11	9:32:12.526	1:01.759	20.212	22.850	18.697	88.767	78.857
7	9:27:07.547	1:03.204	21.170	23.658	18.376	88.884	100.011	12	9:33:25.718	1:13.192	22.787	28.422	21.983	67.991	79.511
8	9:28:03.905	56.358	18.497	21.544	16.317	106.859	99.863	13	9:34:27.031	1:01.313	20.010	22.922	18.381	89.836	80.176
9	9:29:00.849	56.944	18.725	21.735	16.484	106.689	99.714	(34) Scott DUTHIE							
10	9:30:13.178	1:12.329	20.628	26.160	25.541	81.540	26.441	1	9:21:28.185						
(70) Oliver MORTIMER															
1	9:20:36.651				19.885	68.547	86.814	2	9:22:34.441	1:06.256					
2	9:21:34.832	58.181			17.675	98.398	87.266	3	9:23:43.188	1:08.747					
3	9:22:43.692	1:08.860			20.631	75.487	87.494	4	9:24:50.926	1:07.738					
4	9:23:48.908	1:05.216			20.894	72.549	81.540	5	9:26:00.444	1:09.518					
5	9:25:01.211	1:12.303			21.810	63.429	84.518	(27) Paul WILSON							
6	9:26:10.038	1:08.827			18.835	79.136	88.532	1	9:20:40.683			25.774	19.759	83.260	82.747
7	9:27:07.903	57.865			17.621	98.111	86.590	2	9:21:41.193	1:00.510	19.885	22.400	18.225	95.459	85.054
8	9:28:13.061	1:05.158			19.414	74.564	87.380	3	9:22:40.639	59.446	19.378	22.003	18.065	96.558	84.839
9	9:29:10.731	57.670			17.472	98.543	87.608	4	9:23:42.069	1:01.430	19.364	23.733	18.333	93.988	84.732
10	9:30:21.443	1:10.712			23.280	79.417	34.717	5	9:24:41.161	59.092	19.239	21.982	17.871	95.595	85.706
(83) Fraser JAMIESON															
1	9:20:32.471			27.029	20.068	90.198	81.839	6	9:25:42.394	1:01.233	20.460	22.667	18.106	95.188	84.412
2	9:21:35.383	1:02.912			19.444	93.726	85.379	7	9:26:41.376	58.982	19.113	21.972	17.897	95.595	86.814
3	9:22:35.853	1:00.470			18.426	96.143	84.306	8	9:27:40.253	58.877	19.098	21.916	17.863	95.731	85.596
4	9:23:40.165	1:04.312	21.952	24.074	18.286	94.785	84.518	9	9:28:49.344	1:09.091	21.904	25.669	21.518	84.625	41.942

Clerk of the Course.

Sig : Time :
 Chief Timekeeper : Ian Sharp (SMART Timing)
 Results available at www.speedhive.com and www.smart-timing.co.uk

Orbits





SMRC Scottish Championship Raceday


Scottish Saloons & Sportscars Championship

Knockhill 1.267 miles

Race 3 - 1st Race

01/07/2018 11:50

Race (12 Laps)



POLE POSITION

2 78 David HEADEN 53.542
4 62 Paul RANKIN 56.358
6 27 Paul WILSON 58.877
8 43 Stuart BUCHAN 1:00.191
10 34 Scott DUTHIE 1:06.256

1 9 Ron CUMMING 51.975
3 89 William ROBSON 55.226
5 70 Oliver MORTIMER 57.670
7 83 Fraser JAMIESON 59.989
9 30 Callum DRYBURGH 1:01.313

1
2
3
4
5

Clerk of the Course.

Sig : Time :
Chief Timekeeper : Ian Sharp (SMART Timing)

Results available at www.speedhive.com and www.smart-timing.co.uk

Orbits





SMRC Scottish Championship Raceday

Sorted on best lap time

Scottish Formula Ford 1600 Championship

Knockhill 1.267 miles

Qualifying 4

01/07/2018 09:45

Practice (15:00 Time) started at 9:38:58

Pos	No.	Name	Make/Model	CC	Class Code	Laps	Best Tm	Diff	Best Speed	2nd Best
1	33	Jordan GRONKOWSKI	Van Diemen JL012K	1600	FFA	16	54.270		84.040	54.395
2	1	Ross MARTIN	Ray GR17	1600	FFA	16	54.328	0.058	83.950	54.336
3	88	Sebastian MELROSE	Ray GR14	1600	FFA	17	54.501	0.231	83.684	54.618
4	3	Neil BROOME	Ray GR17	1600	FFA	17	54.737	0.467	83.323	54.794
5	92	Matthew CHISHOLM	Van Diemen RF00	1600	FFA	16	54.955	0.685	82.992	54.975
6	70	Gary SYKES	Ray GR10	1600	FFA	16	55.092	0.822	82.786	55.375
7	78	James CLARKE	Mygale SJ08	1600	FFA	11	55.277	1.007	82.509	55.301
8	30	Steven BARLOW	Ray GR09	1600	FFA	16	55.695	1.425	81.890	55.777
9	77	Fraser GRAY	Ray GR14	1600	FFA	16	56.287	2.017	81.028	56.422

Clerk of the Course.

Orbits

Sig : Time :
Chief Timekeeper : Ian Sharp (SMART Timing)

Results available at www.speedhive.com and www.smart-timing.co.uk

Printed: 01/07/2018 09:58:09



SMRC Scottish Championship Raceday

Scottish Formula Ford 1600 Championship

Knockhill 1.267 miles

Qualifying 4

01/07/2018 09:45

Practice (15:00 Time) started at 9:38:58

Lap	Time of Day	Lap Tm	S1	S2	S3	S3Spd	SFSpd	Lap	Time of Day	Lap Tm	S1	S2	S3	S3Spd	SFSpd
6	9:44:56.837	57.234	18.365	21.722	17.147	102.926	92.435								
7	9:45:53.259	56.422	18.337	21.223	16.862	102.142	92.054								
8	9:46:49.975	56.716	18.526	21.326	16.864	102.454	91.677								
9	9:47:46.988	57.013	18.334	21.551	17.128	101.832	91.055								
10	9:48:45.023	58.035	18.468	22.283	17.284	97.257	91.802								
11	9:49:42.102	57.079	18.659	21.419	17.001	102.611	91.552								
12	9:50:39.277	57.175	18.711	21.392	17.072	100.011	90.809								
13	9:51:37.513	58.236	18.795	22.304	17.137	101.987	90.809								
14	9:52:34.459	56.946	18.592	21.407	16.947	101.832	91.179								
15	9:53:30.746	56.287	18.377	21.092	16.818	101.987	90.932								
16	9:54:27.572	56.826	18.378	21.492	16.956	101.371	91.179								

Clerk of the Course.

Orbits

Sig : Time :
 Chief Timekeeper : Ian Sharp (SMART Timing)

Results available at www.speedhive.com and www.smart-timing.co.uk



SMRC Scottish Championship Raceday


Scottish Formula Ford 1600 Championship

Knockhill 1.267 miles

Race 4 - 1st Race

01/07/2018 12:15

Race (12 Laps)



POLE POSITION

2

1 Ross MARTIN
54.328

4

3 Neil BROOME
54.737

6

70 Gary SYKES
55.092

8

30 Steven BARLOW
55.695

1

33 Jordan GRONKOWSKI
54.270

3

88 Sebastian MELROSE
54.501

5

92 Matthew CHISHOLM
54.955

7

78 James CLARKE
55.277

9

77 Fraser GRAY
56.287

1
2
3
4
5

Clerk of the Course.

Sig : Time :
Chief Timekeeper : Ian Sharp (SMART Timing)

Results available at www.speedhive.com and www.smart-timing.co.uk

Printed: 01/07/2018 09:57:44

Orbits





Qualifying Results



Bulletin No. _____

SMRC Scottish Championship Raceday

Sorted on best lap time

Scottish Classic Sports & Saloons Championship

Knockhill 1.267 miles

Qualifying 5

01/07/2018 10:05

Practice (15:00 Time) started at 10:02:17

Pos	No.	Name	Make/Model	CC	Class Code	Laps	Best Tm	Diff	Best Speed	2nd Best
1	75	Robert BREMNER	AC Cobra	4700	CC	15	57.047		79.949	57.399
2	32	Alasdair COATES	Shelby Cobra	4700	CE	10	58.219	1.172	78.339	58.224
3	63	John KINMOND	Rover 3500	3500	CE	8	58.777	1.730	77.596	58.795
4	49	Raymond BOYD	Porsche 911	2998	CE	15	58.949	1.902	77.369	59.211
5	78	Andrew GRAHAM	Triumph TR8	3900	CE	10	59.478	2.431	76.681	59.621
6	57	Bruce MITCHELL	Lotus Europa TC	1760	CB	12	1:00.353	3.306	75.569	1:00.558
7	21	Jimmy CROW	Ford Escort	2000	CB	7	1:01.307	4.260	74.393	1:02.129
8	20	William CONWAY	Mini Clubman GT	1380	CA	14	1:03.160	6.113	72.211	1:03.387
9	27	Mario FERRARI	Alfa Sprint Trofeo	1498	CA	9	1:03.197	6.150	72.169	1:03.472
10	10	Andy WALKER	Mallock Type R	1600	CG	7	1:03.901	6.854	71.374	1:04.395
11	33	Martin RAMSAY	Ford Fiesta XR2	1600	XR	10	1:04.499	7.452	70.712	1:04.755
12	1	Alastair BAPTIE	Fiat X1/9	1498	CA	7	1:05.146	8.099	70.010	1:06.941
13	5	Michael LONGSTAFFE	MG Midget	1380	CA	7	1:06.217	9.170	68.877	1:06.694
14	66	Duncan O'NEILL	Ford Fiesta XR2	1600	XR	13	1:06.787	9.740	68.289	1:06.979
15	25	William CURRIE	Ford Fiesta XR2	1600	XR	9	1:20.313	23.266	56.788	1:20.365

Clerk of the Course.

Orbits

Sig : Time :
Chief Timekeeper : Ian Sharp (SMART Timing)

Results available at www.speedhive.com and www.smart-timing.co.uk



Printed: 01/07/2018 10:22:49



SMRC Scottish Championship Raceday

Scottish Classic Sports & Saloons Championship

Knockhill 1.267 miles

Qualifying 5

01/07/2018 10:05

Practice (15:00 Time) started at 10:02:17

Lap	Time of Day	Lap Tm	S1	S2	S3	S3Spd	SFSpd	Lap	Time of Day	Lap Tm	S1	S2	S3	S3Spd	SFSpd
(5) Michael LONGSTAFFE															
1	10:04:09.347			34.430	22.141	77.941	78.032								
2	10:05:16.578	1:07.231	22.723	25.321	19.187	90.932	80.368								
3	10:06:23.274	1:06.696	22.106	25.039	19.551	90.077	82.849								
4	10:07:31.211	1:07.937	23.357	24.831	19.749	91.677	80.658								
5	10:08:37.428	1:06.217	22.461	24.723	19.033	91.552	80.081								
6	10:09:44.122	1:06.694	21.629	25.527	19.538	91.427	81.048								
7	10:11:04.672	1:20.550	22.012	28.684	29.854	56.251	29.865								
(66) Duncan O'NEILL															
1	10:03:53.787			29.396	22.112	76.345	71.620								
2	10:05:02.266	1:08.479	22.109	25.843	20.527	81.839	72.392								
3	10:06:10.600	1:08.334	22.857	25.242	20.235	82.951	72.549								
4	10:07:18.917	1:08.317	22.326	25.639	20.352	81.540	72.864								
5	10:08:26.337	1:07.420	22.076	25.148	20.196	83.260	72.392								
6	10:09:34.272	1:07.935	21.925	24.857	21.153	82.543	73.422								
7	10:10:41.908	1:07.636	21.802	25.426	20.408	81.244	72.314								
8	10:11:49.690	1:07.782	21.914	25.037	20.831	83.885	71.467								
9	10:12:57.650	1:07.960	22.365	25.201	20.394	82.543	71.315								
10	10:14:04.629	1:06.979	21.722	24.890	20.367	82.645	72.004								
11	10:15:11.648	1:07.019	21.702	24.815	20.502	82.341	71.927								
12	10:16:18.799	1:07.151	21.894	24.885	20.372	81.639	71.927								
13	10:17:25.586	1:06.787	21.696	24.805	20.286	82.341	72.706								
(25) William CURRIE															
1	10:04:33.417			47.934	33.548	49.416	32.498								
2	10:07:44.269	3:10.852	2:13.126	33.661	24.065	71.391	72.392								
3	10:09:07.130	1:22.861	26.524	33.120	23.217	74.564	71.773								
4	10:10:29.545	1:22.415	28.375	31.551	22.489	74.234	72.470								
5	10:11:50.221	1:20.676	26.281	32.237	22.158	68.338	71.773								
6	10:13:10.534	1:20.313	26.870	30.886	22.557	76.259	70.491								
7	10:14:39.398	1:28.864	27.228	38.866	22.770	59.126	71.620								
8	10:15:59.763	1:20.365	27.025	30.140	23.200	75.317	67.854								
9	10:17:20.774	1:21.011	28.236	30.366	22.409	76.172	71.927								

Clerk of the Course.

Orbits

Sig : Time :
Chief Timekeeper : Ian Sharp (SMART Timing)

Results available at www.speedhive.com and www.smart-timing.co.uk





SMRC Scottish Championship Raceday

Scottish Classic Sports & Saloons Championship

Knockhill 1.267 miles

Race 5 - 1st Race

01/07/2018 12:40

Race (12 Laps)



POLE POSITION

2

32 Alasdair COATES
58.219

1

75 Robert BREMNER
57.047

1

4

49 Raymond BOYD
58.949

3

63 John KINMOND
58.777

2

6

57 Bruce MITCHELL
1:00.353

5

78 Andrew GRAHAM
59.478

3

8

20 William CONWAY
1:03.160

7

21 Jimmy CROW
1:01.307

4

10

10 Andy WALKER
1:03.901

9

27 Mario FERRARI
1:03.197

5

12

1 Alastair BAPTIE
1:05.146

11

33 Martin RAMSAY
1:04.499

6

14

66 Duncan O'NEILL
1:06.787

13

5 Michael LONGSTAFFE
1:06.217

7

15

25 William CURRIE
1:20.313

8

Clerk of the Course.

Sig : Time :

Chief Timekeeper : Ian Sharp (SMART Timing)

Results available at www.speedhive.com and www.smart-timing.co.uk

Printed: 01/07/2018 10:23:50

Orbits



SMRC Scottish Championship Raceday
Sorted on best lap time
SMTA Hot Hatch Championship / Scottish BMW
Knockhill 1.267 miles
Qualifying 6
01/07/2018 10:30
Practice (15:00 Time) started at 10:24:46

Pos	No.	Name	Make/Model	CC	Class Code	Laps	Best Tm	Diff	Best Speed	2nd Best
1	85	Blair MURDOCH	Ford Fiesta ST	2000	ST	9	1:01.704		73.915	1:02.189
2	95	Paul CURTIS	Ford Fiesta ST	2000	ST	13	1:01.861	0.157	73.727	1:01.914
3	1	Wayne MacCAULAY	Ford Fiesta ST	2000	ST	14	1:01.875	0.171	73.711	1:01.954
4	18	Barry FARQUHARSON	Ford Fiesta ST	2000	ST	15	1:02.361	0.657	73.136	1:02.552
5	61	Peter CRUICKSHANK	Ford Fiesta ST	2000	ST	15	1:02.592	0.888	72.866	1:02.627
6	3	Stewart SCOTT	Ford Fiesta ST	2000	ST	12	1:02.802	1.098	72.623	1:02.923
7	75	Jordan LOWRING	Ford Fiesta ST	2000	Guest	13	1:03.175	1.471	72.194	1:03.245
8	5	Lorn MURRAY	Ford Fiesta ST	2000	ST	11	1:03.408	1.704	71.928	1:03.423
9	55	Stephen WARD	Ford Fiesta ST	2000	ST	13	1:03.699	1.995	71.600	1:03.835
10	19	Aiden WARD	Ford Fiesta ST	2000	ST	12	1:04.201	2.497	71.040	1:04.223

Clerk of the Course.

Orbits

Sig : Time :

Chief Timekeeper : Ian Sharp (SMART Timing)

 Results available at www.speedhive.com and www.smart-timing.co.uk

Printed: 01/07/2018 10:52:05



SMRC Scottish Championship Raceday


SMTA Hot Hatch Championship / Scottish BMW

Knockhill 1.267 miles

Race 6 - 1st Race

01/07/2018 14:00

Race (12 Laps)



POLE POSITION

2

95 Paul CURTIS 1:01.861

1

85 Blair MURDOCH 1:01.704

1

4

18 Barry FARQUHARSON 1:02.361

3

1 Wayne MacCAULAY 1:01.875

2

6

3 Stewart SCOTT 1:02.802

5

61 Peter CRUICKSHANK 1:02.592

3

8

5 Lorn MURRAY 1:03.408

7

75 Jordan LOWRING 1:03.175

4

10

19 Aiden WARD 1:04.201

9

55 Stephen WARD 1:03.699

5

Clerk of the Course.

Orbits

 Sig : Time :
 Chief Timekeeper : Ian Sharp (SMART Timing)
 Results available at www.speedhive.com and www.smart-timing.co.uk




Race Results



Bulletin No. _____

SMRC Scottish Championship Raceday

Sorted on Laps

Scottish Legends Championship

Knockhill 1.267 miles

Race 1 - Heat 1

01/07/2018 11:00

Race (8 Laps) started at 10:51:33

Pos	No.	Name	Make/Model	CC	Class Code	Laps	Total Tm	Diff	Best Tm	In Lap	2nd Best
1	6	David HUNTER	Ford Coupe	1250	L	8	8:07.146		59.774	4	59.814
2	52	Stewart BLACK	Ford Coupe	1250	L	8	8:08.368	1.222	59.594	3	59.817
3	15	Steven McGILL	Ford Coupe	1250	L	8	8:10.721	3.575	59.658	5	59.671
4	8	Jordan HODGSON	Ford Coupe	1250	L	8	8:11.022	3.876	59.546	6	59.795
5	22	Ben MASON	Chevy Sedan	1250	L	8	8:11.205	4.059	1:00.191	6	1:00.395
6	71	Ryan McLEISH	Ford Coupe	1250	L	8	8:11.644	4.498	59.625	5	59.673
7	7	Duncan VINCENT	Ford Coupe	1250	LT	8	8:16.466	9.320	59.888	3	1:00.437
8	37	Ivor GREENWOOD	Ford Coupe	1250	L	8	8:16.934	9.788	59.945	3	1:00.468
9	85	Mark BEATY	Ford Coupe	1250	L	8	8:17.846	10.700	1:00.366	3	1:00.378
10	33	Kieran BEATY	Ford Coupe	1250	L	8	8:21.310	14.164	1:01.081	2	1:01.526
11	17	Billy WAIT	37 Ford	1250	L	8	8:23.081	15.935	1:00.729	3	1:01.164
12	60	David NEWALL	Ford Coupe	1250	L	8	8:24.926	17.780	1:01.293	2	1:01.589
13	5	Michael PAXTON	Ford Coupe	1250	L	8	8:30.104	22.958	1:00.894	4	1:00.932
14	16	John BUSHBY	Ford Coupe	1250	L	8	8:31.776	24.630	1:02.596	4	1:02.607
15	86	Jon CRITCHLOW	Chevy Sedan	1250	LR	8	8:31.872	24.726	1:01.916	4	1:01.998
16	4	Colin McNEILL	Ford Coupe	1250	L	8	8:33.318	26.172	1:02.288	3	1:02.308
17	30	Mark FRENCH	Ford Coupe	1250	LR	8	8:53.175	46.029	1:04.498	2	1:05.101
Not classified											
DNF	44	Colm O'SULLIVAN	Ford Coupe	1250	LR	5	7:11.369	DNF	1:02.103	2	1:08.832

Margin of Victory	Avg. Speed	Best Lap Tm	Best Speed	Best Lap by
1.222	74.899	59.546	76.594	8 - Jordan HODGSON

Clerk of the Course.

Orbits

Sig : Time :
 Chief Timekeeper : Ian Sharp (SMART Timing)
 Results available at www.speedhive.com and www.smart-timing.co.uk



SMRC Scottish Championship Raceday

Scottish Legends Championship

Knockhill 1.267 miles

Race 1 - Heat 1

01/07/2018 11:00

Race (8 Laps) started at 10:51:33

Lap	Time of Day	Lap Tm	S1	S2	S3	S3Spd	SFSpd	Lap	Time of Day	Lap Tm	S1	S2	S3	S3Spd	SFSpd
7	10:59:02.542	1:04.238	20.634	24.349	19.255	97.117	86.146								
8	11:00:04.890	1:02.348	20.244	23.518	18.586	95.323	88.068								
(4) Colin McNEILL															
1	10:52:45.941	1:10.279	25.908	25.768	18.603	99.566	90.320								
2	10:53:48.906	1:02.965	21.394	23.254	18.317	97.824	87.952								
3	10:54:51.194	1:02.288	19.852	23.715	18.721	96.281	86.590								
4	10:55:54.534	1:03.340	20.021	23.498	19.821	95.731	84.306								
5	10:56:56.842	1:02.308	20.215	23.627	18.466	96.005	87.952								
6	10:57:59.655	1:02.813	20.665	23.601	18.547	98.254	89.477								
7	10:59:03.632	1:03.977	20.058	23.757	20.162	98.111	85.925								
8	11:00:06.336	1:02.704	20.174	24.487	18.043	97.117	87.952								
(30) Mark FRENCH															
1	10:52:47.349	1:11.136	25.728	26.247	19.161	92.562	82.442								
2	10:53:51.847	1:04.498	21.020	24.248	19.230	90.686	81.146								
3	10:54:56.948	1:05.101	20.941	24.625	19.535	88.068	80.272								
4	10:56:02.878	1:05.930	21.098	25.050	19.782	87.494	80.176								
5	10:57:08.632	1:05.754	21.091	24.943	19.720	87.608	81.146								
6	10:58:14.355	1:05.723	20.986	24.958	19.779	88.299	80.272								
7	10:59:20.334	1:05.979	21.129	25.072	19.778	87.837	80.081								
8	11:00:26.193	1:05.859	21.286	25.072	19.501	88.649	79.700								
(44) Colm O'SULLIVAN															
1	10:52:45.492	1:09.301	25.175	25.634	18.492	96.419	90.077								
2	10:53:47.595	1:02.103	21.251	22.679	18.173	97.967	88.649								
3	10:54:56.427	1:08.832	19.840	23.705	25.287	93.857	27.730								
4	10:57:26.267	2:29.840	1:47.422	23.762	18.656	93.726	85.270								
5	10:58:44.387	1:18.120	22.798	28.178	27.144	83.885	27.730								

Clerk of the Course.

Sig : Time :
Chief Timekeeper : Ian Sharp (SMART Timing)

Results available at www.speedhive.com and www.smart-timing.co.uk

Printed: 01/07/2018 11:13:16

Orbits





Race Results



Bulletin No. _____

SMRC Scottish Championship Raceday

Lapchart

Scottish Legends Championship

Knockhill 1.267 miles

Race 1 - Heat 1

01/07/2018 11:00

Race (8 Laps) started at 10:51:33

Competitors	Laps									
	0	1	2	3	4	5	6	7	8	
Jon CRITCHLOW (86)	1	86	22	6	6	6	6	6	6	6
Kieran BEATY (33)	2	33	6	22	52	52	52	52	52	52
Billy WAIT (17)	3	17	33	52	22	22	15	15	15	15
Stewart BLACK (52)	4	52	52	33	15	15	22	22	8	8
Ben MASON (22)	5	22	71	71	8	8	8	8	22	22
David HUNTER (6)	6	6	17	15	33	71	71	71	71	71
John BUSHBY (16)	7	16	15	8	17	17	7	7	7	7
Ryan McLEISH (71)	8	71	8	17	71	7	17	37	37	37
Mark BEATY (85)	9	85	16	85	85	33	37	85	85	85
Ivor GREENWOOD (37)	10	37	85	7	7	37	33	17	33	33
Jordan HODGSON (8)	11	8	60	60	37	85	85	33	17	17
Steven McGILL (15)	12	15	7	37	60	60	60	60	60	60
David NEWALL (60)	13	60	37	16	5	5	16	16	16	5
Duncan VINCENT (7)	14	7	86	5	16	16	86	86	5	16
Colin McNEILL (4)	15	4	44	44	4	86	4	5	86	86
Michael PAXTON (5)	16	5	5	4	86	4	5	4	4	4
Colm O'SULLIVAN (44)	17	44	4	86	44	30	30	30	30	30
Mark FRENCH (30)	18	30	30	30	30	44	44			

Margin of Victory	Avg. Speed	Best Lap Tm	Best Speed	Best Lap by
1.222	74.899	59.546	76.594	8 - Jordan HODGSON

Clerk of the Course.

Orbits

Sig : Time :
Chief Timekeeper : Ian Sharp (SMART Timing)

Results available at www.speedhive.com and www.smart-timing.co.uk

Printed: 01/07/2018 11:12:54



SMRC Scottish Championship Raceday

Sorted on Laps

Celtic Speed Mini Cooper Cup

Knockhill 1.267 miles

Race 2 - 1st Race - AMENDED RESULT

01/07/2018 11:25

Race (9 Laps) started at 11:09:14

Pos	No.	Name	Make/Model	CC	Class Code	Laps	Total Tm	Diff	Best Tm	In Lap	2nd Best
1	91	Robbie DALGLEISH	Mini Cooper	1600	SM	9	9:35.549		1:02.576	7	1:03.261
2	28	David McNAUGHTON	Mini Cooper	1600	SM	9	9:36.762	1.213	1:02.773	7	1:03.265
3	23	Ian MUNRO	Mini Cooper	1600	SM	9	9:37.461	1.912	1:02.789	2	1:03.075
4	7	Michael WEDDELL	Mini Cooper	1600	SMN	9	9:38.287	2.738	1:02.863	7	1:02.925
5	8	Hannah CHAPMAN	Mini Cooper	1600	SM L	9	9:38.413	2.864	1:03.223	3	1:03.290
6	5	David SLEIGH	Mini Cooper	1600	SM	9	9:38.557	3.008	1:02.710	3	1:02.993
7	4	Dominic WHEATLEY	Mini Cooper	1600	SM	9	9:39.327	3.778	1:02.896	3	1:03.165
8	95	Craig BLAKE	Mini Cooper	1600	SMN	9	9:40.425	4.876	1:03.412	6	1:03.432
9	24	John DUNCAN	Mini Cooper	1600	SM	9	9:42.926	7.377	1:03.184	8	1:03.193
10	81	Douglas SIMPSON	Mini Cooper	1600	SM	9	9:43.899	8.350	1:03.023	8	1:03.310
11	77	Ashleigh MORRIS	Mini Cooper	1600	SM L	9	9:46.125	10.576	1:03.866	9	1:03.886
12	52	Simon HOLDERNESS	Mini Cooper	1600	SM	9	9:46.549	11.000	1:03.778	3	1:03.798
13	155	Adam KINDNESS	Mini Cooper	1600	SM	9	9:47.028	11.479	1:04.113	8	1:04.227
14	55	Fiona KINDNESS	Mini Cooper	1600	SM L	9	9:51.088	15.539	1:03.692	7	1:03.854
15	50	Andrew BELL	Mini Cooper	1600	SM	9	9:51.584	16.035	1:04.016	7	1:04.041
16	21	Ross WILKINSON	Mini Cooper	1600	SMN	9	9:56.194	20.645	1:04.012	5	1:04.142
17	16	Craig DILLON	Mini Cooper	1600	SMN	9	10:00.156	24.607	1:03.847	5	1:04.429
18	30	Gordon LONG	Mini Cooper	1600	SMN	9	10:01.079	25.530	1:04.936	9	1:04.993

Announcements

12:36 - AMENDED RESULT - Car No.16 - Racetime includes 10 second time penalty C1.1.5

Margin of Victory	Avg. Speed	Best Lap Tm	Best Speed	Best Lap by
1.213	71.319	1:02.576	72.885	91 - Robbie DALGLEISH

Clerk of the Course.

Orbits

 Sig : Time :
 Chief Timekeeper : Ian Sharp (SMART Timing)

 Results available at www.speedhive.com and www.smart-timing.co.uk

Printed: 01/07/2018 12:44:04



SMRC Scottish Championship Raceday

Celtic Speed Mini Cooper Cup

Knockhill 1.267 miles

Race 2 - 1st Race - AMENDED RESULT

01/07/2018 11:25

Race (9 Laps) started at 11:09:14

Lap	Time of Day	Lap Tm	S1	S2	S3	S3Spd	SFSpd	Lap	Time of Day	Lap Tm	S1	S2	S3	S3Spd	SFSpd
4	11:13:44.381	1:04.460	20.937	23.873	19.650	83.675	74.730								
5	11:14:48.539	1:04.158	20.804	23.897	19.457	84.412	75.402								
6	11:15:52.393	1:03.854	20.706	23.693	19.455	84.732	75.233								
7	11:16:56.085	1:03.692	20.430	23.812	19.450	84.839	74.981								
8	11:18:00.260	1:04.175	20.904	23.795	19.476	85.054	75.317								
9	11:19:05.967	1:05.707	22.043	23.874	19.790	84.946	74.647								

(50) Andrew BELL

1	11:10:28.196			25.040	19.913	84.946	74.316
2	11:11:34.169	1:05.973	21.739	24.218	20.016	84.518	74.316
3	11:12:39.704	1:05.535	21.866	23.954	19.715	84.946	74.813
4	11:13:44.865	1:05.161	21.718	23.878	19.565	84.625	74.897
5	11:14:49.181	1:04.316	20.789	23.935	19.592	85.162	75.402
6	11:15:53.234	1:04.053	20.870	23.558	19.625	85.379	74.399
7	11:16:57.250	1:04.016	20.725	23.631	19.660	85.379	74.481
8	11:18:01.291	1:04.041			19.578	85.596	74.730
9	11:19:06.463	1:05.172		24.199	19.758	85.054	74.234

(21) Ross WILKINSON

1	11:10:27.131			24.554	19.690	85.487	75.148
2	11:11:32.174	1:05.043	21.198	24.037	19.808	84.625	74.647
3	11:12:36.456	1:04.282	21.143	23.549	19.590	85.706	75.657
4	11:13:40.598	1:04.142	20.962	23.744	19.436	85.487	75.572
5	11:14:44.610	1:04.012	20.834	23.558	19.620	84.839	75.487
6	11:15:50.320	1:05.710	21.947	24.153	19.610	83.363	75.064
7	11:16:55.014	1:04.694	20.661	23.917	20.116	83.989	73.907
8	11:17:59.711	1:04.697	21.235	23.753	19.709	84.518	73.907
9	11:19:11.073	1:11.362	26.802	24.750	19.810	83.157	73.907

(16) Craig DILLON

1	11:10:26.643			24.368	19.845	84.839	74.152
2	11:11:31.901	1:05.258	21.212	24.340	19.706	85.270	73.502
3	11:12:36.330	1:04.429	21.008	23.694	19.727	85.487	74.730
4	11:13:41.276	1:04.946	21.651	23.880	19.415	85.270	75.487
5	11:14:45.123	1:03.847	20.706	23.739	19.402	86.035	76.000
6	11:15:49.881	1:04.758	21.094	24.196	19.468	83.989	75.402
7	11:16:54.930	1:05.049	20.716	24.248	20.085	83.467	73.664
8	11:17:59.845	1:04.915	21.674	23.639	19.602	85.815	74.897
9	11:19:05.035	1:05.190	21.603	24.180	19.407	84.412	75.233

(30) Gordon LONG

1	11:10:29.544			25.214	20.312	84.732	73.989
2	11:11:35.223	1:05.679	21.327	24.012	20.340	84.306	73.182
3	11:12:40.808	1:05.585	21.493	24.031	20.061	85.054	73.907
4	11:13:45.801	1:04.993	21.386	23.883	19.724	83.989	74.981
5	11:14:52.051	1:06.250	20.783	23.510	21.957	84.732	54.692
6	11:15:59.519	1:07.468	23.083	24.353	20.032	83.675	73.182
7	11:17:05.572	1:06.053	20.780	23.889	21.384	83.675	62.368
8	11:18:11.022	1:05.450	21.448	23.892	20.110	83.157	72.864
9	11:19:15.958	1:04.936	21.274	23.635	20.027	83.885	73.826

Clerk of the Course.

 Sig : _____ Time : _____
 Chief Timekeeper : Ian Sharp (SMART Timing)

 Results available at www.speedhive.com and www.smart-timing.co.uk

Printed: 01/07/2018 12:44:43

Orbits



SMRC Scottish Championship Raceday

Lapchart

Celtic Speed Mini Cooper Cup

Knockhill 1.267 miles

Race 2 - 1st Race - AMENDED RESULT

01/07/2018 11:25

Race (9 Laps) started at 11:09:14

Competitors	Laps									
	1	2	3	4	5	6	7	8	9	
David McNAUGHTON (28)	1	28	28	28	91	23	23	23	91	91
Robbie DALGLEISH (91)	2	91	91	91	28	91	91	91	23	28
Ian MUNRO (23)	3	23	23	23	23	7	7	7	28	23
Michael WEDDELL (7)	4	7	7	7	7	28	28	28	7	7
Dominic WHEATLEY (4)	5	4	4	4	4	5	5	5	5	8
Hannah CHAPMAN (8)	6	8	8	8	5	4	4	4	4	5
David SLEIGH (5)	7	5	5	5	8	8	8	8	8	4
Douglas SIMPSON (81)	8	81	81	95	95	95	95	95	95	95
Craig BLAKE (95)	9	95	95	52	52	52	77	24	24	24
Adam KINDNESS (155)	10	155	52	81	77	77	24	81	81	81
Simon HOLDERNESS (52)	11	52	77	77	24	24	52	77	77	77
Ashleigh MORRIS (77)	12	77	155	24	81	81	81	155	155	52
Craig DILLON (16)	13	16	24	155	155	21	155	52	52	155
John DUNCAN (24)	14	24	16	16	21	155	16	16	21	16
Ross WILKINSON (21)	15	21	21	21	16	16	21	21	16	55
Andrew BELL (50)	16	50	55	50	55	55	55	55	55	50
Fiona KINDNESS (55)	17	55	50	55	50	50	50	50	50	21
Gordon LONG (30)	18	30	30	30	30	30	30	30	30	30

Margin of Victory	Avg. Speed	Best Lap Tm	Best Speed	Best Lap by
1.213	71.319	1:02.576	72.885	91 - Robbie DALGLEISH

Clerk of the Course.

Orbits

Sig : Time :
 Chief Timekeeper : Ian Sharp (SMART Timing)

Results available at www.speedhive.com and www.smart-timing.co.uk



SMRC Scottish Championship Raceday


Celtic Speed Mini Cooper Cup

Knockhill 1.267 miles

Race 8 - 2nd Race - AMENDED GRID

01/07/2018 14:50

Race (9 Laps)



POLE POSITION

2 28 David McNAUGHTON	1 91 Robbie DALGLEISH	1
4 7 Michael WEDDELL	3 23 Ian MUNRO	2
6 5 David SLEIGH	5 8 Hannah CHAPMAN	3
8 95 Craig BLAKE	7 4 Dominic WHEATLEY	4
10 81 Douglas SIMPSON	9 24 John DUNCAN	5
12 52 Simon HOLDERNESS	11 77 Ashleigh MORRIS	6
14 55 Fiona KINDNESS	13 155 Adam KINDNESS	7
16 21 Ross WILKINSON	15 50 Andrew BELL	8
18 30 Gordon LONG	17 16 Craig DILLON	9

Clerk of the Course.

Orbits

Sig : Time :
 Chief Timekeeper : Ian Sharp (SMART Timing)
 Results available at www.speedhive.com and www.smart-timing.co.uk



Race Results



Bulletin No. _____

SMRC Scottish Championship Raceday

Sorted on Laps

Scottish Saloons & Sportscars Championship

Knockhill 1.267 miles

Race 3 - 1st Race

01/07/2018 11:50

Race (12 Laps) started at 11:35:05

Pos	No.	Name	Make/Model	CC	Class Code	Laps	Total Tm	Diff	Best Tm	In Lap	2nd Best
1	78	David HEADEN	Caterham R400	2300	Guest	12	10:59.302		53.398	8	53.582
2	9	Ron CUMMING	Nemesis Kit Car	2000	A3	12	10:59.326	0.024	52.373	5	52.663
3	89	William ROBSON	Ford Focus RS	2522	B1	12	11:25.542	26.240	55.665	2	55.679
4	62	Paul RANKIN	Westfield Aero	2000	B2	12	11:46.346	47.044	57.132	2	57.596
5	70	Oliver MORTIMER	Mini Cooper R53	1600	R53	12	11:55.932	56.630	58.792	2	58.824
6	27	Paul WILSON	Mini Cooper R53	2000	R53	12	11:58.820	59.518	58.973	9	59.051
7	83	Fraser JAMIESON	Mini Cooper R53	1600	R53	11	11:14.190	1 Lap	59.926	3	1:00.065
8	43	Stuart BUCHAN	Mini Cooper R53	1600	R53	11	11:20.071	1 Lap	1:00.172	3	1:00.209
9	30	Callum DRYBURGH	Mini Cooper R53	1600	R53	11	11:29.464	1 Lap	1:00.878	2	1:00.973
10	34	Scott DUTHIE	BMW Z3	2500	B1	10	11:02.013	2 Laps	1:04.055	3	1:04.518

Announcements

New Track Record (57.132) for SMRC Sports/Sal. (B2) by Paul RANKIN.

Margin of Victory	Avg. Speed	Best Lap Tm	Best Speed	Best Lap by
0.024	83.012	52.373	87.084	9 - Ron CUMMING

Clerk of the Course.

Orbits

Sig : Time :
Chief Timekeeper : Ian Sharp (SMART Timing)Results available at www.speedhive.com and www.smart-timing.co.uk

Printed: 01/07/2018 11:50:53





SMRC Scottish Championship Raceday

Lapchart

Scottish Saloons & Sportscars Championship

Knockhill 1.267 miles

Race 3 - 1st Race

01/07/2018 11:50

Race (12 Laps) started at 11:35:05

Competitors	Laps												
	1	2	3	4	5	6	7	8	9	10	11	12	
Ron CUMMING (9)	1	9	9	9	9	9	9	9	9	9	9	9	78
David HEADEN (78)	2	78	78	78	78	78	78	78	78	78	78	78	9
William ROBSON (89)	3	89	89	89	89	89	89	89	89	89	89	89	89
Paul RANKIN (62)	4	62	62	62	62	62	62	62	62	62	62	62	62
Oliver MORTIMER (70)	5	70	70	70	70	70	70	70	70	70	70	70	70
Paul WILSON (27)	6	27	27	27	27	27	27	27	27	27	27	27	27
Stuart BUCHAN (43)	7	43	43	43	43	83	43	83	83	83	83	83	83
Fraser JAMIESON (83)	8	83	83	83	83	43	83	43	43	43	43	43	43
Callum DRYBURGH (30)	9	30	30	30	30	30	30	30	30	30	30	30	30
Scott DUTHIE (34)	10	34	34	34	34	34	34	34	34	34	34	34	34

Margin of Victory	Avg. Speed	Best Lap Tm	Best Speed	Best Lap by
0.024	83.012	52.373	87.084	9 - Ron CUMMING

Clerk of the Course.

Orbits

Sig : Time :
 Chief Timekeeper : Ian Sharp (SMART Timing)

Results available at www.speedhive.com and www.smart-timing.co.uk

Printed: 01/07/2018 11:51:52





SMRC Scottish Championship Raceday


Scottish Saloons & Sportscars Championship

Knockhill 1.267 miles

Race 9 - 2nd Race

01/07/2018 15:15

Race (12 Laps)



POLE POSITION

2	9 Ron CUMMING
4	62 Paul RANKIN
6	27 Paul WILSON
8	43 Stuart BUCHAN
10	34 Scott DUTHIE

1	78 David HEADEN
3	89 William ROBSON
5	70 Oliver MORTIMER
7	83 Fraser JAMIESON
9	30 Callum DRYBURGH

1
2
3
4
5

Clerk of the Course.

Sig : Time :
Chief Timekeeper : Ian Sharp (SMART Timing)

Results available at www.speedhive.com and www.smart-timing.co.uk

Orbits





OFFICIAL FEEDER SERIES

Race Results

Bulletin No. _____



SMRC Scottish Championship Raceday

Sorted on Laps

Scottish Formula Ford 1600 Championship

Knockhill 1.267 miles

Race 4 - 1st Race

01/07/2018 12:15

Race (13 Laps) started at 11:55:11

Pos	No.	Name	Make/Model	CC	Class Code	Laps	Total Tm	Diff	Best Tm	In Lap	2nd Best
1	1	Ross MARTIN	Ray GR17	1600	FFA	13	15:12.667		54.264	9	54.755
2	3	Neil BROOME	Ray GR17	1600	FFA	13	15:13.225	0.558	54.585	9	54.948
3	92	Matthew CHISHOLM	Van Diemen RF00	1600	FFA	13	15:16.059	3.392	55.001	11	55.058
4	78	James CLARKE	Mygale SJ08	1600	FFA	13	15:16.940	4.273	55.018	10	55.181
5	77	Fraser GRAY	Ray GR14	1600	FFA	13	15:17.831	5.164	56.108	3	56.831

Not classified

DNF	88	Sebastian MELROSE	Ray GR14	1600	FFA	10	10:58.835	DNF	54.442	9	54.993
DNF	33	Jordan GRONKOWSKI	Van Diemen JL012K	1600	FFA	10	10:59.040	DNF	54.663	9	54.806
DNF	30	Steven BARLOW	Ray GR09	1600	FFA	6	7:22.555	DNF	56.513	3	56.903
DNF	70	Gary SYKES	Ray GR10	1600	FFA	1	1:00.652	DNF		0	

Announcements

Race distance increased to 13 Laps - 1 Lap completed behind the Safety Car.
Race finished at 13 Laps behind the Safety Car.

Margin of Victory	Avg. Speed	Best Lap Tm	Best Speed	Best Lap by
0.558	64.964	54.264	84.049	1 - Ross MARTIN

Clerk of the Course.

Orbits

Sig : Time :
Chief Timekeeper : Ian Sharp (SMART Timing)

Results available at www.speedhive.com and www.smart-timing.co.uk

Printed: 01/07/2018 12:13:26



SMRC Scottish Championship Raceday

Lapchart

Scottish Formula Ford 1600 Championship

Knockhill 1.267 miles

Race 4 - 1st Race

01/07/2018 12:15

Race (13 Laps) started at 11:55:11

Competitors	Laps												
	1	2	3	4	5	6	7	8	9	10	11	12	13
Ross MARTIN (1)	1	33	33	33	33	33	33	33	33	1	1	1	1
Jordan GRONKOWSKI (33)	2	33	1	1	1	1	1	1	1	88	3	3	3
Sebastian MELROSE (88)	3	88	88	88	88	88	88	88	88	33	92	92	92
Neil BROOME (3)	4	3	3	3	3	3	3	3	3	3	78	78	78
Gary SYKES (70)	5	70	92	78	78	78	78	92	92	92	77	77	77
Matthew CHISHOLM (92)	6	92	78	92	92	92	92	78	78	78	78	78	78
James CLARKE (78)	7	78	30	30	30	30	30	77	77	77	77	77	77
Steven BARLOW (30)	8	30	77	77	77	77	77						
Fraser GRAY (77)	9	77											

Margin of Victory	Avg. Speed	Best Lap Tm	Best Speed	Best Lap by
0.558	64.964	54.264	84.049	1 - Ross MARTIN

Clerk of the Course.

Orbits

Sig : Time :
 Chief Timekeeper : Ian Sharp (SMART Timing)

Results available at www.speedhive.com and www.smart-timing.co.uk

Printed: 01/07/2018 12:14:14





OFFICIAL FEEDER SERIES

Grid Sheet

Bulletin No. _____



SMRC Scottish Championship Raceday

Scottish Formula Ford 1600 Championship

Knockhill 1.267 miles

Race 10 - 2nd Race

01/07/2018 15:40

Race (12 Laps)



POLE POSITION

2

3 Neil BROOME

4

78 James CLARKE

6

88 Sebastian MELROSE

8

30 Steven BARLOW

1

1 Ross MARTIN

3

92 Matthew CHISHOLM

5

77 Fraser GRAY

7

33 Jordan GRONKOWSKI

9

70 Gary SYKES

1
2
3
4
5

Clerk of the Course.

Orbits

Sig : Time :
Chief Timekeeper : Ian Sharp (SMART Timing)
Results available at www.speedhive.com and www.smart-timing.co.uk



Printed: 01/07/2018 12:13:00



Race Results



Bulletin No. _____

SMRC Scottish Championship Raceday

Sorted on Laps

Scottish Classic Sports & Saloons Championship

Knockhill 1.267 miles

Race 5 - 1st Race

01/07/2018 12:40

Race (12 Laps) started at 12:25:05

Pos	No.	Name	Make/Model	CC	Class Code	Laps	Total Tm	Diff	Best Tm	In Lap	2nd Best
1	75	Robert BREMNER	AC Cobra	4700	CC	12	11:35.234		57.367	3	57.495
2	32	Alasdair COATES	Shelby Cobra	4700	CE	12	11:54.483	19.249	58.320	6	58.483
3	49	Raymond BOYD	Porsche 911	2998	CE	12	11:54.943	19.709	58.229	4	58.872
4	63	John KINMOND	Rover 3500	3500	CE	12	12:00.580	25.346	58.388	3	58.848
5	78	Andrew GRAHAM	Triumph TR8	3900	CE	12	12:07.623	32.389	59.136	4	59.499
6	57	Bruce MITCHELL	Lotus Europa TC	1760	CB	12	12:11.702	36.468	59.805	2	1:00.090
7	21	Jimmy CROW	Ford Escort	2000	CB	12	12:28.767	53.533	1:01.419	11	1:01.628
8	1	Alastair BAPTIE	Fiat X1/9	1498	CA	12	12:34.047	58.813	1:01.448	5	1:01.528
9	27	Mario FERRARI	Alfa Sprint Trofeo	1498	CA	11	11:43.460	1 Lap	1:02.204	4	1:02.440
10	10	Andy WALKER	Mallock Type R	1600	CG	11	11:54.824	1 Lap	1:03.031	2	1:03.709
11	5	Michael LONGSTAFFE	MG Midget	1380	CA	11	12:06.021	1 Lap	1:04.262	11	1:04.463
12	33	Martin RAMSAY	Ford Fiesta XR2	1600	XR	11	12:19.783	1 Lap	1:05.004	6	1:05.055
13	66	Duncan O'NEILL	Ford Fiesta XR2	1600	XR	11	12:32.567	1 Lap	1:06.506	10	1:06.676
14	20	William CONWAY	Mini Clubman GT	1380	CA	10	12:05.438	2 Laps	1:02.779	6	1:02.789
15	25	William CURRIE	Ford Fiesta XR2	1600	XR	9	11:51.199	3 Laps	1:15.808	6	1:16.748

Announcements

New Track Record (1:03.031) for SMRC Classic S/S (G) by Andy WALKER.

New Track Record (1:05.004) for SMRC Ford Fiesta by Martin RAMSAY.

New Track Record (58.229) for SMRC Classic S/S (E) by Raymond BOYD.

Margin of Victory	Avg. Speed	Best Lap Tm	Best Speed	Best Lap by
19.249	78.722	57.367	79.503	75 - Robert BREMNER

Clerk of the Course.

Orbits

Sig : Time :

Chief Timekeeper : Ian Sharp (SMART Timing)

Results available at www.speedhive.com and www.smart-timing.co.uk

Printed: 01/07/2018 12:42:47





SMRC Scottish Championship Raceday

Scottish Classic Sports & Saloons Championship

Knockhill 1.267 miles

Race 5 - 1st Race

01/07/2018 12:40

Race (12 Laps) started at 12:25:05

Lap	Time of Day	Lap Tm	S1	S2	S3	S3Spd	SFSpd	Lap	Time of Day	Lap Tm	S1	S2	S3	S3Spd	SFSpd
9	12:35:01.013	1:05.435	21.406	24.904	19.125	91.055	80.658								
10	12:36:07.548	1:06.535	21.540	25.043	19.952	91.802	82.543								
11	12:37:11.810	1:04.262	21.209	24.315	18.738	93.076	83.054								
(33) Martin RAMSAY															
1	12:26:20.909			25.625	20.664	83.571	74.070								
2	12:27:26.316	1:05.407	21.193	24.581	19.633	84.200	75.148								
3	12:28:31.371	1:05.055	20.895	24.240	19.920	84.412	74.813								
4	12:29:36.439	1:05.068	20.825	24.340	19.903	83.571	73.989								
5	12:30:41.744	1:05.305	21.132	24.177	19.996	84.200	74.070								
6	12:31:46.748	1:05.004	21.080	24.048	19.876	84.095	74.234								
7	12:32:53.299	1:06.551	21.125	25.518	19.908	82.543	74.647								
8	12:33:58.617	1:05.318	21.017	24.177	20.124	83.885	73.182								
9	12:35:06.826	1:08.209	21.162	25.862	21.185	76.519	73.502								
10	12:36:15.845	1:09.019	23.605	24.881	20.533	82.849	73.182								
11	12:37:25.572	1:09.727	23.174	25.614	20.939	81.938	69.758								
(66) Duncan O'NEILL															
1	12:26:21.685			26.443	20.165	82.951	73.102								
2	12:27:28.361	1:06.676	21.641	24.925	20.110	82.543	72.470								
3	12:28:35.268	1:06.907	21.527	24.925	20.455	82.240	72.706								
4	12:29:42.220	1:06.952	21.761	24.792	20.399	82.341	72.004								
5	12:30:49.146	1:06.926	21.751	24.803	20.372	83.054	72.392								
6	12:31:56.669	1:07.523	21.684	25.651	20.188	81.839	72.392								
7	12:33:05.811	1:09.142	21.638	26.768	20.736	79.890	72.081								
8	12:34:15.755	1:09.944	21.917	27.452	20.575	81.048	71.620								
9	12:35:23.074	1:07.319	21.791	25.104	20.424	81.739	71.467								
10	12:36:29.580	1:06.506	21.424	24.672	20.410	81.048	71.239								
11	12:37:38.356	1:08.776	23.159	25.233	20.384	81.048	71.850								
(20) William CONWAY															
1	12:27:37.271			26.724	19.863	73.262	78.765								
2	12:28:40.550	1:03.279	20.675	23.647	18.957	86.257	78.488								
3	12:29:46.251	1:05.701	20.896	25.472	19.333	86.702	78.032								
4	12:30:49.995	1:03.744	21.022	23.764	18.958	87.952	79.230								
5	12:31:54.271	1:04.276	21.425	23.853	18.998	87.153	79.136								
6	12:32:57.050	1:02.779	20.405	23.412	18.962	88.183	78.305								
7	12:33:59.839	1:02.789	20.438	23.398	18.953	88.068	79.230								
8	12:35:03.655	1:03.816	20.612	23.839	19.365	86.368	78.950								
9	12:36:06.963	1:03.308	20.475	23.825	19.008	88.767	77.941								
10	12:37:11.227	1:04.264	20.840	24.258	19.166	87.266	78.488								
(25) William CURRIE															
1	12:26:28.526			29.101	21.987	78.950	72.392								
2	12:27:45.301	1:16.775	25.308	29.356	22.111	76.782	72.236								
3	12:29:02.049	1:16.748	25.114	29.316	22.318	76.345	72.081								
4	12:30:22.124	1:20.075	25.528	32.549	21.998	77.135	72.549								
5	12:31:40.991	1:18.867	26.214	29.662	22.991	74.399	71.239								
6	12:32:56.799	1:15.808	24.897	28.844	22.067	74.070	65.727								
7	12:34:16.583	1:19.784	29.706	28.587	21.491	76.519	65.792								
8	12:35:35.615	1:19.032	26.914	29.609	22.509	71.543	65.153								
9	12:36:56.988	1:21.373	28.584	30.638	22.151	74.316	71.927								

Clerk of the Course.

Sig : Time :
Chief Timekeeper : Ian Sharp (SMART Timing)

Results available at www.speedhive.com and www.smart-timing.co.uk

Orbits





SMRC Scottish Championship Raceday

Lapchart

Scottish Classic Sports & Saloons Championship

Knockhill 1.267 miles

Race 5 - 1st Race

01/07/2018 12:40

Race (12 Laps) started at 12:25:05

Competitors	Laps											
	1	2	3	4	5	6	7	8	9	10	11	12
Robert BREMNER (75)	1	75	75	75	75	75	75	75	75	75	75	75
Alasdair COATES (32)	2	32	32	32	32	32	32	32	32	32	32	32
John KINMOND (63)	3	63	63	63	63	63	63	49	49	49	49	49
Raymond BOYD (49)	4	49	49	49	49	49	49	63	63	63	63	63
Andrew GRAHAM (78)	5	78	78	78	78	78	78	78	78	78	78	78
Bruce MITCHELL (57)	6	57	57	57	57	57	57	57	57	57	57	57
Jimmy CROW (21)	7	21	21	21	21	21	21	21	21	21	21	21
Mario FERRARI (27)	8	27	27	1	1	1	1	1	1	1	1	1
Alastair BAPTIE (1)	9	1	1	27	27	27	27	27	27	27	27	27
Andy WALKER (10)	10	10	10	10	10	10	10	10	10	10	10	10
Michael LONGSTAFFE (5)	11	5	5	5	5	5	5	5	5	5	5	5
Martin RAMSAY (33)	12	33	33	33	33	33	33	33	33	33	33	33
Duncan O'NEILL (66)	13	66	66	66	66	66	66	66	66	66	66	66
William CURRIE (25)	14	25	25	25	25	25	20	20	20	20	20	20
William CONWAY (20)	15	20	20	20	20	20	25	25	25	25	25	25

Margin of Victory	Avg. Speed	Best Lap Tm	Best Speed	Best Lap by
19.249	78.722	57.367	79.503	75 - Robert BREMNER

Clerk of the Course.

Orbits

Sig : Time :
 Chief Timekeeper : Ian Sharp (SMART Timing)
 Results available at www.speedhive.com and www.smart-timing.co.uk





SMRC Scottish Championship Raceday


Scottish Classic Sports & Saloons Championship

Knockhill 1.267 miles

Race 11 - 2nd Race

01/07/2018 16:05

Race (12 Laps)



POLE POSITION

2
32 Alasdair COATES

1
75 Robert BREMNER

1

4
63 John KINMOND

3
49 Raymond BOYD

2

6
57 Bruce MITCHELL

5
78 Andrew GRAHAM

3

8
1 Alastair BAPTIE

7
21 Jimmy CROW

4

10
10 Andy WALKER

9
27 Mario FERRARI

5

12
33 Martin RAMSAY

11
5 Michael LONGSTAFFE

6

14
20 William CONWAY

13
66 Duncan O'NEILL

7

15
25 William CURRIE

8

Clerk of the Course.

Orbits

Sig : Time :
 Chief Timekeeper : Ian Sharp (SMART Timing)
 Results available at www.speedhive.com and www.smart-timing.co.uk



SMRC Scottish Championship Raceday
Sorted on Laps
SMTA Hot Hatch Championship / Scottish BMW
Knockhill 1.267 miles
Race 6 - 1st Race
01/07/2018 14:00
Race (12 Laps) started at 13:46:25

Pos	No.	Name	Make/Model	CC	Class Code	Laps	Total Tm	Diff	Best Tm	In Lap	2nd Best
1	1	Wayne MacCAULAY	Ford Fiesta ST	2000	ST	12	12:37.258		1:02.471	9	1:02.508
2	18	Barry FARQUHARSON	Ford Fiesta ST	2000	ST	12	12:37.566	0.308	1:02.225	7	1:02.301
3	85	Blair MURDOCH	Ford Fiesta ST	2000	ST	12	12:39.560	2.302	1:02.509	7	1:02.562
4	3	Stewart SCOTT	Ford Fiesta ST	2000	ST	12	12:49.980	12.722	1:03.248	11	1:03.333
5	75	Jordan LOWRING	Ford Fiesta ST	2000	Guest	12	12:51.669	14.411	1:03.097	9	1:03.152
6	5	Lorn MURRAY	Ford Fiesta ST	2000	ST	12	12:53.414	16.156	1:03.424	7	1:03.547
7	61	Peter CRUICKSHANK	Ford Fiesta ST	2000	ST	12	12:59.152	21.894	1:03.725	2	1:03.849
8	55	Stephen WARD	Ford Fiesta ST	2000	ST	12	12:59.627	22.369	1:03.676	7	1:03.684
9	19	Aiden WARD	Ford Fiesta ST	2000	ST	12	13:02.244	24.986	1:03.998	7	1:04.140
Not classified											
DNF	95	Paul CURTIS	Ford Fiesta ST	2000	ST	10	10:43.426	DNF	1:02.279	9	1:02.482

Margin of Victory	Avg. Speed	Best Lap Tm	Best Speed	Best Lap by
0.308	72.274	1:02.225	73.296	18 - Barry FARQUHARSON

Clerk of the Course.

Orbits

 Sig : Time :
 Chief Timekeeper : Ian Sharp (SMART Timing)

 Results available at www.speedhive.com and www.smart-timing.co.uk

Printed: 01/07/2018 14:03:24



SMRC Scottish Championship Raceday
Lapchart
SMTA Hot Hatch Championship / Scottish BMW
Knockhill 1.267 miles
Race 6 - 1st Race
01/07/2018 14:00
Race (12 Laps) started at 13:46:25

Competitors	Laps												
	1	2	3	4	5	6	7	8	9	10	11	12	
Paul CURTIS (95)	1	95	95	95	95	95	95	95	95	95	18	1	1
Wayne MacCAULAY (1)	2	1	1	1	1	1	1	1	1	1	1	18	18
Blair MURDOCH (85)	3	85	85	85	85	18	18	18	18	18	85	85	85
Barry FARQUHARSON (18)	4	18	18	18	18	85	85	85	85	85	3	3	3
Stewart SCOTT (3)	5	3	3	3	3	3	3	3	3	3	95	75	75
Lorn MURRAY (5)	6	5	5	5	5	5	5	5	5	5	75	5	5
Jordan LOWRING (75)	7	75	61	61	61	75	75	75	75	75	5	61	61
Peter CRUICKSHANK (61)	8	61	75	75	75	61	61	61	61	61	61	55	55
Stephen WARD (55)	9	55	55	55	55	55	55	55	55	55	55	19	19
Aiden WARD (19)	10	19	19	19	19	19	19	19	19	19	19	19	19

Margin of Victory	Avg. Speed	Best Lap Tm	Best Speed	Best Lap by
0.308	72.274	1:02.225	73.296	18 - Barry FARQUHARSON

Clerk of the Course.
Orbits

 Sig : _____ Time : _____
 Chief Timekeeper : Ian Sharp (SMART Timing)

 Results available at www.speedhive.com and www.smart-timing.co.uk

Printed: 01/07/2018 14:03:41



SMRC Scottish Championship Raceday

SMTA Hot Hatch Championship / Scottish BMW

Knockhill 1.267 miles

Race 12 - 2nd Race

01/07/2018 16:30

Race (12 Laps)



POLE POSITION

2

18 Barry FARQUHARSON

4

3 Stewart SCOTT

6

5 Lorn MURRAY

8

55 Stephen WARD

10

95 Paul CURTIS

1

1 Wayne MacCAULAY

3

85 Blair MURDOCH

5

75 Jordan LOWRING

7

61 Peter CRUICKSHANK

9

19 Aiden WARD

1
2
3
4
5

Clerk of the Course.

Sig : Time :

Chief Timekeeper : Ian Sharp (SMART Timing)

 Results available at www.speedhive.com and www.smart-timing.co.uk

Printed: 01/07/2018 14:02:59

Orbits





Race Results



Bulletin No. _____

SMRC Scottish Championship Raceday

Sorted on Laps

Scottish Legends Championship

Knockhill 1.267 miles

Race 7 - Heat 2

01/07/2018 14:25

Race (8 Laps) started at 14:11:36

Pos	No.	Name	Make/Model	CC	Class Code	Laps	Total Tm	Diff	Best Tm	In Lap	2nd Best
1	8	Jordan HODGSON	Ford Coupe	1250	L	8	8:11.424		59.958	2	1:00.003
2	60	David NEWALL	Ford Coupe	1250	L	8	8:11.545	0.121	1:00.125	5	1:00.235
3	71	Ryan McLEISH	Ford Coupe	1250	L	8	8:11.933	0.509	59.930	5	1:00.037
4	37	Ivor GREENWOOD	Ford Coupe	1250	L	8	8:12.293	0.869	59.803	3	1:00.100
5	6	David HUNTER	Ford Coupe	1250	L	8	8:12.566	1.142	59.594	3	59.795
6	52	Stewart BLACK	Ford Coupe	1250	L	8	8:13.487	2.063	59.568	3	1:00.032
7	7	Duncan VINCENT	Ford Coupe	1250	LT	8	8:13.620	2.196	1:00.224	3	1:00.350
8	22	Ben MASON	Chevy Sedan	1250	L	8	8:14.488	3.064	59.778	3	1:00.037
9	15	Steven McGILL	Ford Coupe	1250	L	8	8:14.505	3.081	59.593	3	1:00.099
10	5	Michael PAXTON	Ford Coupe	1250	L	8	8:15.020	3.596	1:00.277	3	1:00.881
11	85	Mark BEATY	Ford Coupe	1250	L	8	8:15.563	4.139	59.600	6	1:00.125
12	17	Billy WAIT	37 Ford	1250	L	8	8:21.822	10.398	1:01.069	4	1:01.151
13	44	Colm O'SULLIVAN	Ford Coupe	1250	LR	8	8:22.044	10.620	1:00.721	5	1:00.870
14	33	Kieran BEATY	Ford Coupe	1250	L	8	8:27.425	16.001	1:01.392	6	1:01.836
15	16	John BUSHBY	Ford Coupe	1250	L	8	8:33.345	21.921	1:01.886	6	1:02.893
16	86	Jon CRITCHLOW	Chevy Sedan	1250	LR	8	8:52.312	40.888	1:02.393	3	1:03.058
17	30	Mark FRENCH	Ford Coupe	1250	LR	8	8:53.280	41.856	1:04.598	8	1:05.022
Not classified											
DNF	4	Colin McNEILL	Ford Coupe	1250	L	7	8:07.783	DNF	1:01.871	4	1:02.494

Margin of Victory	Avg. Speed	Best Lap Tm	Best Speed	Best Lap by
0.121	74.247	59.568	76.565	52 - Stewart BLACK

Clerk of the Course.

Orbits

Sig : Time :
Chief Timekeeper : Ian Sharp (SMART Timing)

Results available at www.speedhive.com and www.smart-timing.co.uk

Printed: 01/07/2018 14:22:26



SMRC Scottish Championship Raceday

Scottish Legends Championship

Knockhill 1.267 miles

Race 7 - Heat 2

01/07/2018 14:25

Race (8 Laps) started at 14:11:36

Lap	Time of Day	Lap Tm	S1	S2	S3	S3Spd	SFSpd	Lap	Time of Day	Lap Tm	S1	S2	S3	S3Spd	SFSpd
7	14:19:05.540	1:04.541	20.713	24.279	19.549	90.320	83.989								
8	14:20:09.752	1:04.212	20.833	24.544	18.835	91.055	84.412								
(86) Jon CRITCHLOW															
1	14:12:49.500	1:09.864	25.448	25.450	18.966	97.824	86.368								
2	14:13:52.558	1:03.058	21.027	23.543	18.488	96.419	86.702								
3	14:14:54.951	1:02.393	20.117	23.411	18.865	93.465	85.706								
4	14:16:08.883	1:13.932	20.325	34.118	19.489	90.932	86.590								
5	14:17:13.379	1:04.496	20.888	24.551	19.057	91.677	85.054								
6	14:18:17.512	1:04.133	20.719	24.091	19.323	91.677	84.200								
7	14:19:23.802	1:06.290	22.067	24.739	19.484	90.932	82.543								
8	14:20:28.719	1:04.917	20.894	24.373	19.650	90.198	83.157								
(30) Mark FRENCH															
1	14:12:52.116	1:11.887	25.370	26.746	19.771	89.477	80.465								
2	14:13:57.561	1:05.445	20.988	24.942	19.515	88.299	80.561								
3	14:15:02.698	1:05.137	20.849	24.701	19.587	87.153	80.272								
4	14:16:08.956	1:06.258	20.907	25.241	20.110	86.368	80.368								
5	14:17:14.943	1:05.987	21.516	24.688	19.783	88.068	81.146								
6	14:18:20.067	1:05.124	20.864	24.574	19.686	87.837	80.853								
7	14:19:25.089	1:05.022	21.203	24.369	19.450	88.767	80.561								
8	14:20:29.687	1:04.598	20.950	24.370	19.278	88.183	81.244								
(4) Colin McNEILL															
1	14:13:13.967	1:37.149			44.733	99.714	60.786								
2	14:14:18.177	1:04.210	21.762	23.754	18.694	95.459	86.590								
3	14:15:20.671	1:02.494	20.380	23.462	18.652	94.518	86.590								
4	14:16:22.542	1:01.871	19.907	23.559	18.405	93.988	87.494								
5	14:17:28.412	1:05.870			18.614	94.919	87.040								
6	14:18:32.716	1:04.304		24.730	18.809	94.919	86.146								
7	14:19:44.190	1:11.474	20.579	23.647	27.248	93.988	29.459								

Clerk of the Course.

Sig : Time :
Chief Timekeeper : Ian Sharp (SMART Timing)

Results available at www.speedhive.com and www.smart-timing.co.uk

Printed: 01/07/2018 14:22:48

Orbits





SMRC Scottish Championship Raceday

Lapchart

Scottish Legends Championship**Knockhill 1.267 miles****Race 7 - Heat 2****01/07/2018 14:25****Race (8 Laps) started at 14:11:36**

Competitors	Laps									
	0	1	2	3	4	5	6	7	8	
Michael PAXTON (5)	1	5	60	60	8	60	60	60	8	8
Colin McNEILL (4)	2	4	8	8	60	8	8	8	60	60
David NEWALL (60)	3	60	7	7	7	7	37	37	37	71
Duncan VINCENT (7)	4	7	5	5	5	37	7	7	71	37
Jordan HODGSON (8)	5	8	71	37	37	5	71	71	7	6
Steven McGILL (15)	6	15	37	71	71	71	15	15	6	52
Mark BEATY (85)	7	85	85	85	22	22	5	6	52	7
Ivor GREENWOOD (37)	8	37	22	22	85	15	6	52	15	22
Ryan McLEISH (71)	9	71	16	15	15	6	52	5	5	15
John BUSHBY (16)	10	16	15	6	6	52	22	22	22	5
David HUNTER (6)	11	6	6	52	52	85	85	85	85	85
Ben MASON (22)	12	22	52	16	17	17	17	17	17	17
Stewart BLACK (52)	13	52	17	17	44	44	44	44	44	44
Billy WAIT (17)	14	17	44	44	16	16	33	33	33	33
Jon CRITCHLOW (86)	15	86	86	33	33	33	16	16	16	16
Kieran BEATY (33)	16	33	33	86	86	86	86	86	86	86
Mark FRENCH (30)	17	30	30	30	30	30	30	30	30	30
Colm O'SULLIVAN (44)	18	44	4	4	4	4	4	4	4	4

Margin of Victory	Avg. Speed	Best Lap Tm	Best Speed	Best Lap by
0.121	74.247	59.568	76.565	52 - Stewart BLACK

Clerk of the Course.

Orbits

Sig : Time :
 Chief Timekeeper : Ian Sharp (SMART Timing)

Results available at www.speedhive.com and www.smart-timing.co.uk

Printed: 01/07/2018 14:23:41



SMRC Scottish Championship Raceday

Sorted on Laps

Celtic Speed Mini Cooper Cup

Knockhill 1.267 miles

Race 8 - 2nd Race - AMENDED RESULT

01/07/2018 14:50

Race (9 Laps) started at 14:31:29

Pos	No.	Name	Make/Model	CC	Class Code	Laps	Total Tm	Diff	Best Tm	In Lap	2nd Best
1	91	Robbie DALGLEISH	Mini Cooper	1600	SM	9	9:31.225		1:02.867	6	1:02.918
2	28	David McNAUGHTON	Mini Cooper	1600	SM	9	9:32.358	1.133	1:02.672	6	1:02.955
3	5	David SLEIGH	Mini Cooper	1600	SM	9	9:37.840	6.615	1:03.120	3	1:03.147
4	24	John DUNCAN	Mini Cooper	1600	SM	9	9:39.388	8.163	1:02.907	2	1:02.931
5	7	Michael WEDDELL	Mini Cooper	1600	SMN	9	9:39.771	8.546	1:02.922	2	1:03.237
6	81	Douglas SIMPSON	Mini Cooper	1600	SM	9	9:41.583	10.358	1:02.877	6	1:03.048
7	8	Hannah CHAPMAN	Mini Cooper	1600	SM L	9	9:41.807	10.582	1:02.872	8	1:03.195
8	4	Dominic WHEATLEY	Mini Cooper	1600	SM	9	9:42.222	10.997	1:02.999	3	1:03.111
9	77	Ashleigh MORRIS	Mini Cooper	1600	SM L	9	9:48.666	17.441	1:03.635	5	1:03.815
10	155	Adam KINDNESS	Mini Cooper	1600	SM	9	9:49.392	18.167	1:03.834	8	1:04.119
11	55	Fiona KINDNESS	Mini Cooper	1600	SM L	9	9:49.883	18.658	1:03.692	8	1:04.102
12	16	Craig DILLON	Mini Cooper	1600	SMN	9	9:50.170	18.945	1:04.044	8	1:04.179
13	95	Craig BLAKE	Mini Cooper	1600	SMN	9	9:50.189	18.964	1:03.441	6	1:03.610
14	52	Simon HOLDERNESS	Mini Cooper	1600	SM	9	9:50.231	19.006	1:03.939	8	1:04.225
15	21	Ross WILKINSON	Mini Cooper	1600	SMN	9	9:50.417	19.192	1:03.871	6	1:04.015
16	30	Gordon LONG	Mini Cooper	1600	SMN	9	10:02.970	31.745	1:04.101	5	1:04.694
Not classified											
DNF	23	Ian MUNRO	Mini Cooper	1600	SM	7	7:58.743	DNF	1:04.933	3	1:04.994
DNF	50	Andrew BELL	Mini Cooper	1600	SM	2	2:51.151	DNF	1:32.955	2	

Announcements

15:58 - AMENDED RESULT - Car No.52 - Racetime includes 0.1 second penalty - C2.3 Gaining advantage

Margin of Victory	Avg. Speed	Best Lap Tm	Best Speed	Best Lap by
1.133	71.859	1:02.672	72.773	28 - David McNAUGHTON

Clerk of the Course.

Orbits

 Sig : Time :
 Chief Timekeeper : Ian Sharp (SMART Timing)

 Results available at www.speedhive.com and www.smart-timing.co.uk

Printed: 01/07/2018 16:04:56



SMRC Scottish Championship Raceday

Celtic Speed Mini Cooper Cup

Knockhill 1.267 miles

Race 8 - 2nd Race - AMENDED RESULT

01/07/2018 14:50

Race (9 Laps) started at 14:31:29

Lap	Time of Day	Lap Tm	S1	S2	S3	S3Spd	SFSpd	Lap	Time of Day	Lap Tm	S1	S2	S3	S3Spd	SFSpd
4	14:35:55.119	1:04.423	21.150	23.646	19.627	85.054	74.481								
5	14:37:00.989	1:05.870	21.473	24.441	19.956	84.412	74.897								
6	14:38:05.765	1:04.776	21.382	23.580	19.814	84.732	75.317								
7	14:39:09.990	1:04.225	20.959	23.611	19.655	85.162	75.233								
8	14:40:13.929	1:03.939	20.786	23.603	19.550	85.162	75.742								
9	14:41:19.433	1:05.504	20.802	24.765	19.937	83.780	73.422								

(21) Ross WILKINSON

1	14:32:43.372			23.770	19.698	85.706	75.317
2	14:33:47.969	1:04.597	20.890	24.144	19.563	85.162	74.897
3	14:34:54.009	1:06.040	20.826	25.293	19.921	79.136	74.481
4	14:35:58.392	1:04.383	20.674	23.860	19.849	84.625	75.064
5	14:37:02.489	1:04.097	20.565	23.980	19.552	84.518	75.233
6	14:38:06.360	1:03.871	20.576	23.726	19.569	84.625	75.657
7	14:39:11.117	1:04.757	20.899	24.203	19.655	83.780	74.813
8	14:40:15.132	1:04.015	20.760	23.568	19.687	85.162	74.564
9	14:41:19.719	1:04.587	20.662	24.052	19.873	83.675	74.647

(30) Gordon LONG

1	14:32:45.650			24.494	20.563	83.363	73.262
2	14:33:50.714	1:05.064	21.145	23.708	20.211	83.675	73.342
3	14:34:56.746	1:06.032	20.856	25.216	19.960	83.157	73.583
4	14:36:01.440	1:04.694			19.888	83.467	73.989
5	14:37:05.541	1:04.101		23.568	19.718	83.989	74.647
6	14:38:11.970	1:06.429			19.996	83.260	74.564
7	14:39:21.520	1:09.550	22.814	26.449	20.287	80.853	73.502
8	14:40:26.698	1:05.178	21.083	24.028	20.067	83.260	72.943
9	14:41:32.272	1:05.574	21.669	23.893	20.012	83.260	72.864

(23) Ian MUNRO

1	14:32:44.170			24.895	24.021	80.368	64.964
2	14:33:49.699	1:05.529	21.671	23.924	19.934	83.054	72.236
3	14:34:54.632	1:04.933	21.030	23.921	19.982	83.157	72.943
4	14:35:59.626	1:04.994	20.929	23.934	20.131	82.341	72.785
5	14:37:05.107	1:05.481	21.135	24.231	20.115	82.039	72.159
6	14:38:11.725	1:06.618	21.778	24.284	20.556	81.441	70.938
7	14:39:28.045	1:16.320	22.492	27.562	26.266	70.863	30.026

(50) Andrew BELL

1	14:32:47.498			24.777	24.882	84.732	39.685
2	14:34:20.453	1:32.955	31.395	33.054	28.506	53.218	38.129

Clerk of the Course.

 Sig : _____ Time : _____
 Chief Timekeeper : Ian Sharp (SMART Timing)

 Results available at www.speedhive.com and www.smart-timing.co.uk

Printed: 01/07/2018 16:05:20

Orbits



SMRC Scottish Championship Raceday

Lapchart

Celtic Speed Mini Cooper Cup

Knockhill 1.267 miles

Race 8 - 2nd Race - AMENDED RESULT

01/07/2018 14:50

Race (9 Laps) started at 14:31:29

Competitors	Laps								
	1	2	3	4	5	6	7	8	9
Robbie DALGLEISH (91)	91	91	91	91	91	91	91	91	91
David McNAUGHTON (28)	28	28	28	28	28	28	28	28	28
David SLEIGH (5)	5	5	5	7	7	7	5	5	5
Michael WEDDELL (7)	7	7	7	5	5	5	7	24	24
Hannah CHAPMAN (8)	8	8	8	8	8	24	24	7	7
John DUNCAN (24)	24	24	24	24	24	8	81	81	81
Douglas SIMPSON (81)	81	81	81	4	81	81	4	4	8
Dominic WHEATLEY (4)	4	4	4	81	4	4	8	8	4
Ashleigh MORRIS (77)	77	77	77	77	77	77	77	77	77
Simon HOLDERNESS (52)	52	52	52	95	95	95	95	95	155
Craig BLAKE (95)	95	95	95	52	55	55	55	55	55
Fiona KINDNESS (55)	55	55	55	55	52	155	155	155	52
Adam KINDNESS (155)	155	155	155	155	155	52	52	52	16
Craig DILLON (16)	16	16	16	16	16	16	16	16	95
Ross WILKINSON (21)	21	21	21	21	21	21	21	21	21
Ian MUNRO (23)	23	23	23	23	23	23	30	30	30
Gordon LONG (30)	30	30	30	30	30	30	23		
Andrew BELL (50)	50	50							

Margin of Victory	Avg. Speed	Best Lap Tm	Best Speed	Best Lap by
1.133	71.859	1:02.672	72.773	28 - David McNAUGHTON

Clerk of the Course.

Orbits

 Sig : Time :
 Chief Timekeeper : Ian Sharp (SMART Timing)

 Results available at www.speedhive.com and www.smart-timing.co.uk

Printed: 01/07/2018 16:05:59



SMRC Scottish Championship Raceday


Celtic Speed Mini Cooper Cup

Knockhill 1.267 miles

Race 14 - 3rd Race - AMENDED GRID

01/07/2018 17:20

Race (9 Laps)



Top 7 reversed

POLE POSITION

2 81 Douglas SIMPSON	1 8 Hannah CHAPMAN	1
4 24 John DUNCAN	3 7 Michael WEDDELL	2
6 28 David McNAUGHTON	5 5 David SLEIGH	3
8 4 Dominic WHEATLEY	7 91 Robbie DALGLEISH	4
10 155 Adam KINDNESS	9 77 Ashleigh MORRIS	5
12 16 Craig DILLON	11 55 Fiona KINDNESS	6
14 52 Simon HOLDERNESS	13 95 Craig BLAKE	7
16 30 Gordon LONG	15 21 Ross WILKINSON	8
18 50 Andrew BELL	17 23 Ian MUNRO	9

Clerk of the Course.

Orbits

Sig : Time :
 Chief Timekeeper : Ian Sharp (SMART Timing)
 Results available at www.speedhive.com and www.smart-timing.co.uk



Race Results



Bulletin No. _____

SMRC Scottish Championship Raceday

Sorted on Laps

Scottish Saloons & Sportscars Championship

Knockhill 1.267 miles

Race 9 - 2nd Race

01/07/2018 15:15

Race (12 Laps) started at 15:01:47

Pos	No.	Name	Make/Model	CC	Class Code	Laps	Total Tm	Diff	Best Tm	In Lap	2nd Best
1	9	Ron CUMMING	Nemesis Kit Car	2000	A3	12	10:43.777		51.949	2	52.067
2	78	David HEADEN	Caterham R400	2300	Guest	12	11:10.807	27.030	54.447	7	54.768
3	89	William ROBSON	Ford Focus RS	2522	B1	12	11:23.988	40.211	55.731	3	55.742
4	62	Paul RANKIN	Westfield Aero	2000	B2	11	10:46.271	1 Lap	58.036	5	58.044
5	70	Oliver MORTIMER	Mini Cooper R53	1600	R53	11	10:56.144	1 Lap	58.583	3	58.777
6	27	Paul WILSON	Mini Cooper R53	2000	R53	11	11:00.059	1 Lap	59.035	2	59.213
7	43	Stuart BUCHAN	Mini Cooper R53	1600	R53	11	11:18.803	1 Lap	1:00.207	2	1:00.450
8	83	Fraser JAMIESON	Mini Cooper R53	1600	R53	11	11:21.114	1 Lap	1:00.266	2	1:00.386
9	30	Callum DRYBURGH	Mini Cooper R53	1600	R53	11	11:37.674	1 Lap	1:02.361	3	1:02.482
10	34	Scott DUTHIE	BMW Z3	2500	B1	10	11:14.809	2 Laps	1:05.359	2	1:06.210

Margin of Victory	Avg. Speed	Best Lap Tm	Best Speed	Best Lap by
27.030	85.014	51.949	87.795	9 - Ron CUMMING

Clerk of the Course.

Orbits

Sig : Time :
Chief Timekeeper : Ian Sharp (SMART Timing)Results available at www.speedhive.com and www.smart-timing.co.uk

Printed: 01/07/2018 15:18:46





SMRC Scottish Championship Raceday

Lapchart

Scottish Saloons & Sportscars Championship

Knockhill 1.267 miles

Race 9 - 2nd Race

01/07/2018 15:15

Race (12 Laps) started at 15:01:47

Competitors	Laps											
	1	2	3	4	5	6	7	8	9	10	11	12
Ron CUMMING (9)	1	9	9	9	9	9	9	9	9	9	9	9
David HEADEN (78)	2	78	78	78	78	78	78	78	78	78	78	78
Paul RANKIN (62)	3	62	89	89	89	89	89	89	89	89	89	89
William ROBSON (89)	4	89	62	62	62	62	62	62	62	62	62	62
Oliver MORTIMER (70)	5	70	70	70	70	70	70	70	70	70	70	70
Paul WILSON (27)	6	27	27	27	27	27	27	27	27	27	27	27
Stuart BUCHAN (43)	7	43	43	43	43	43	43	43	43	43	43	43
Fraser JAMIESON (83)	8	83	83	83	83	83	83	83	83	83	83	83
Callum DRYBURGH (30)	9	30	30	30	30	30	30	30	30	30	30	30
Scott DUTHIE (34)	10	34	34	34	34	34	34	34	34	34	34	34

Margin of Victory	Avg. Speed	Best Lap Tm	Best Speed	Best Lap by
27.030	85.014	51.949	87.795	9 - Ron CUMMING

Clerk of the Course.

Orbits

Sig : Time :
 Chief Timekeeper : Ian Sharp (SMART Timing)

Results available at www.speedhive.com and www.smart-timing.co.uk

Printed: 01/07/2018 15:20:03





OFFICIAL FEEDER SERIES

Race Results

Bulletin No. _____



SMRC Scottish Championship Raceday

Sorted on Laps

Scottish Formula Ford 1600 Championship

Knockhill 1.267 miles

Race 10 - 2nd Race

01/07/2018 15:40

Race (12 Laps) started at 15:21:25

Pos	No.	Name	Make/Model	CC	Class Code	Laps	Total Tm	Diff	Best Tm	In Lap	2nd Best
1	1	Ross MARTIN	Ray GR17	1600	FFA	12	11:02.699		54.634	8	54.683
2	88	Sebastian MELROSE	Ray GR14	1600	FFA	12	11:10.054	7.355	54.954	5	55.155
3	92	Matthew CHISHOLM	Van Diemen RF00	1600	FFA	12	11:10.254	7.555	54.944	4	55.022
4	78	James CLARKE	Mygale SJ08	1600	FFA	12	11:11.094	8.395	54.914	4	54.982
5	3	Neil BROOME	Ray GR17	1600	FFA	12	11:14.592	11.893	55.046	3	55.046
6	70	Gary SYKES	Ray GR10	1600	FFA	12	11:17.776	15.077	55.426	7	55.446
7	30	Steven BARLOW	Ray GR09	1600	FFA	12	11:27.924	25.225	56.237	9	56.384
8	77	Fraser GRAY	Ray GR14	1600	FFA	12	11:47.539	44.840	56.697	4	56.803
Not classified											
DNS	33	Jordan GRONKOWSKI	Van Diemen JL012K	1600	FFA				DNS	0	

Margin of Victory	Avg. Speed	Best Lap Tm	Best Speed	Best Lap by
7.355	82.587	54.634	83.480	1 - Ross MARTIN

Clerk of the Course.

Orbits

Sig : Time :
Chief Timekeeper : Ian Sharp (SMART Timing)

Results available at www.speedhive.com and www.smart-timing.co.uk

Printed: 01/07/2018 15:39:58



SMRC Scottish Championship Raceday

Lapchart

Scottish Formula Ford 1600 Championship

Knockhill 1.267 miles

Race 10 - 2nd Race

01/07/2018 15:40

Race (12 Laps) started at 15:21:25

Competitors	Laps											
	1	2	3	4	5	6	7	8	9	10	11	12
Ross MARTIN (1)	1	1	1	1	1	1	1	1	1	1	1	1
Neil BROOME (3)	2	3	3	3	3	3	3	88	88	88	88	88
Sebastian MELROSE (88)	3	88	88	88	88	88	88	92	92	92	92	92
Matthew CHISHOLM (92)	4	92	92	92	92	92	92	78	78	78	78	78
James CLARKE (78)	5	78	78	78	78	78	78	70	70	3	3	3
Gary SYKES (70)	6	70	70	70	70	70	70	3	3	70	70	70
Fraser GRAY (77)	7	77	77	77	77	77	30	30	30	30	30	30
Steven BARLOW (30)	8	30	30	30	30	30	77	77	77	77	77	77
-	9											

Margin of Victory	Avg. Speed	Best Lap Tm	Best Speed	Best Lap by
7.355	82.587	54.634	83.480	1 - Ross MARTIN

Clerk of the Course.

Orbits

Sig : Time :
 Chief Timekeeper : Ian Sharp (SMART Timing)

Results available at www.speedhive.com and www.smart-timing.co.uk

Printed: 01/07/2018 15:41:25





Race Results



Bulletin No. _____

SMRC Scottish Championship Raceday

Sorted on Laps

Scottish Classic Sports & Saloons Championship

Knockhill 1.267 miles

Race 11 - 2nd Race

01/07/2018 16:05

Race (12 Laps) started at 15:41:31

Pos	No.	Name	Make/Model	CC	Class Code	Laps	Total Tm	Diff	Best Tm	In Lap	2nd Best
1	49	Raymond BOYD	Porsche 911	2998	CE	12	11:52.541		58.049	2	58.387
2	32	Alasdair COATES	Shelby Cobra	4700	CE	12	11:54.844	2.303	58.474	7	58.750
3	78	Andrew GRAHAM	Triumph TR8	3900	CE	12	12:05.706	13.165	59.347	10	59.437
4	21	Jimmy CROW	Ford Escort	2000	CB	12	12:38.383	45.842	1:01.042	2	1:01.085
5	1	Alastair BAPTIE	Fiat X1/9	1498	CA	12	12:40.616	48.075	1:01.356	12	1:01.613
6	20	William CONWAY	Mini Clubman GT	1380	CA	12	12:49.361	56.820	1:02.871	2	1:03.016
7	10	Andy WALKER	Mallock Type R	1600	CG	11	12:00.344	1 Lap	1:03.884	8	1:03.921
8	27	Mario FERRARI	Alfa Sprint Trofeo	1498	CA	11	12:01.593	1 Lap	1:03.026	2	1:03.636
9	5	Michael LONGSTAFFE	MG Midget	1380	CA	11	12:10.273	1 Lap	1:05.088	3	1:05.114
10	33	Martin RAMSAY	Ford Fiesta XR2	1600	XR	11	12:15.656	1 Lap	1:05.011	4	1:05.175
11	66	Duncan O'NEILL	Ford Fiesta XR2	1600	XR	11	12:48.416	1 Lap	1:06.825	2	1:06.970

Not classified

DNF	57	Bruce MITCHELL	Lotus Europa TC	1760	CB	9	9:16.238	DNF	1:00.280	4	1:00.400
DNF	25	William CURRIE	Ford Fiesta XR2	1600	XR	7	9:07.445	DNF	1:15.593	3	1:16.292
DNF	75	Robert BREMNER	AC Cobra	4700	CC	4	4:07.123	DNF	57.799	2	57.943
DNS	63	John KINMOND	Rover 3500	3500	CE			DNS		0	

Announcements

New Track Record (58.049) for SMRC Classic S/S (E) by Raymond BOYD.

Margin of Victory	Avg. Speed	Best Lap Tm	Best Speed	Best Lap by
2.303	76.810	58.049	78.569	49 - Raymond BOYD

Clerk of the Course.

Orbits

Sig : Time :
Chief Timekeeper : Ian Sharp (SMART Timing)

Results available at www.speedhive.com and www.smart-timing.co.uk

Printed: 01/07/2018 15:57:35





SMRC Scottish Championship Raceday

Scottish Classic Sports & Saloons Championship

Knockhill 1.267 miles

Race 11 - 2nd Race

01/07/2018 16:05

Race (12 Laps) started at 15:41:31

Lap	Time of Day	Lap Tm	S1	S2	S3	S3Spd	SFSpd	Lap	Time of Day	Lap Tm	S1	S2	S3	S3Spd	SFSpd
11	15:54:19.474	1:07.259	21.800	25.160	20.299	80.368	72.314								
(57) Bruce MITCHELL															
1	15:42:37.413			22.824	18.054	102.454	92.054								
2	15:43:37.824	1:00.411	20.259	22.559	17.593	101.524	92.818								
3	15:44:38.355	1:00.531	20.185	22.273	18.073	101.678	92.435								
4	15:45:38.635	1:00.280	20.177	22.242	17.861	101.987	92.181								
5	15:46:39.214	1:00.579	19.734	22.887	17.958	100.762	92.562								
6	15:47:39.614	1:00.400	19.572	22.735	18.093	101.832	92.308								
7	15:48:40.297	1:00.683	20.045	22.877	17.761	100.310	91.802								
8	15:49:41.600	1:01.303	20.497	22.771	18.035	99.863	91.802								
9	15:50:47.296	1:05.696	20.754	25.480	19.462	92.435	81.441								
(25) William CURRIE															
1	15:42:54.278			29.492	21.773	80.368	71.315								
2	15:44:10.570	1:16.292	25.449	29.119	21.724	77.671	71.164								
3	15:45:26.163	1:15.593	25.472	28.266	21.855	77.941	70.123								
4	15:46:44.147	1:17.984	26.142	29.727	22.115	80.081	68.617								
5	15:48:02.632	1:18.485	27.493	29.235	21.757	78.214	71.467								
6	15:49:21.861	1:19.229	25.681	31.344	22.204	74.564	71.164								
7	15:50:38.503	1:16.642	25.915	28.739	21.988	77.402	64.589								
(75) Robert BREMNER															
1	15:42:30.243			21.612	16.960	109.653	103.721								
2	15:43:28.042	57.799	18.632	21.930	17.237	111.660	103.242								
3	15:44:25.985	57.943	18.902	21.887	17.154	110.374	102.611								
4	15:45:38.181	1:12.196	19.489	23.190	29.517	90.932	28.888								

Clerk of the Course.

Orbits

Sig : Time :
 Chief Timekeeper : Ian Sharp (SMART Timing)
 Results available at www.speedhive.com and www.smart-timing.co.uk





SMRC Scottish Championship Raceday

Lapchart

Scottish Classic Sports & Saloons Championship

Knockhill 1.267 miles

Race 11 - 2nd Race

01/07/2018 16:05

Race (12 Laps) started at 15:41:31

Competitors	Laps											
	1	2	3	4	5	6	7	8	9	10	11	12
Robert BREMNER (75)	1	75	75	75	49	49	49	49	49	49	49	49
Alasdair COATES (32)	2	32	49	49	32	32	32	32	32	32	32	32
Raymond BOYD (49)	3	49	32	32	78	78	78	78	78	78	78	78
Andrew GRAHAM (78)	4	78	78	78	75	57	57	57	57	21	21	21
Bruce MITCHELL (57)	5	57	57	57	57	21	21	21	21	1	1	1
Jimmy CROW (21)	6	21	21	21	21	1	1	1	1	1	20	20
William CONWAY (20)	7	20	20	20	1	20	20	20	20	10	10	10
Alastair BAPTIE (1)	8	1	1	1	20	10	10	10	10	10	27	27
Michael LONGSTAFFE (5)	9	5	5	5	5	27	27	27	27	27	5	5
Andy WALKER (10)	10	10	10	10	10	5	5	5	5	5	33	33
Martin RAMSAY (33)	11	33	33	27	27	33	33	33	33	33	66	66
Duncan O'NEILL (66)	12	66	27	33	33	66	66	66	66	66	66	66
Mario FERRARI (27)	13	27	66	66	66	25	25	25				
William CURRIE (25)	14	25	25	25	25							
-	15											

Margin of Victory	Avg. Speed	Best Lap Tm	Best Speed	Best Lap by
2.303	76.810	58.049	78.569	49 - Raymond BOYD

Clerk of the Course.

Sig : Time :
Chief Timekeeper : Ian Sharp (SMART Timing)

Results available at www.speedhive.com and www.smart-timing.co.uk

Printed: 01/07/2018 15:59:37

Orbits



Scottish XR2 Championship



Pos	Car No.	Name	Knockhill		Knockhill AC		Knockhill		Knockhill			Knockhill AC		Knockhill		Total	Diff
			1	2	3	4	5	6	7	8	9	10	11	12	12a		
1	33	Martin RAMSAY	25	25	18	18	25	25								136	
2	66	Duncan O'NEILL	16	20	14	14	20	20								104	-32
3	64	Duncan FOX	20	16												36	-68
4	25	William CURRIE					16	DNF								16	-20

SMRC Scottish Championship Raceday
Sorted on Laps

SMTA Hot Hatch Championship / Scottish BMW

Knockhill 1.267 miles

Race 12 - 2nd Race

01/07/2018 16:30

Race (12 Laps) started at 16:04:54

Pos	No.	Name	Make/Model	CC	Class Code	Laps	Total Tm	Diff	Best Tm	In Lap	2nd Best
1	1	Wayne MacCAULAY	Ford Fiesta ST	2000	ST	12	12:33.129		1:02.142	2	1:02.349
2	18	Barry FARQUHARSON	Ford Fiesta ST	2000	ST	12	12:33.765	0.636	1:02.047	5	1:02.158
3	85	Blair MURDOCH	Ford Fiesta ST	2000	ST	12	12:41.907	8.778	1:02.648	3	1:02.688
4	61	Peter CRUICKSHANK	Ford Fiesta ST	2000	ST	12	12:51.045	17.916	1:02.688	3	1:02.993
5	5	Lorn MURRAY	Ford Fiesta ST	2000	ST	12	12:53.215	20.086	1:03.256	11	1:03.341
6	55	Stephen WARD	Ford Fiesta ST	2000	ST	12	12:54.831	21.702	1:03.646	6	1:03.649
7	3	Stewart SCOTT	Ford Fiesta ST	2000	ST	12	12:55.084	21.955	1:02.751	4	1:02.872
8	95	Paul CURTIS	Ford Fiesta ST	2000	ST	12	12:58.555	25.426	1:02.744	11	1:02.768
9	19	Aiden WARD	Ford Fiesta ST	2000	ST	12	13:00.784	27.655	1:04.014	6	1:04.067
10	75	Jordan LOWRING	Ford Fiesta ST	2000	Guest	11	12:57.701	1 Lap	1:03.034	4	1:03.317

Margin of Victory	Avg. Speed	Best Lap Tm	Best Speed	Best Lap by
0.636	72.670	1:02.047	73.506	18 - Barry FARQUHARSON

Clerk of the Course.

Orbits

 Sig : Time :
 Chief Timekeeper : Ian Sharp (SMART Timing)

 Results available at www.speedhive.com and www.smart-timing.co.uk

Printed: 01/07/2018 16:20:04



SMRC Scottish Championship Raceday

SMTA Hot Hatch Championship / Scottish BMW

Knockhill 1.267 miles

Race 12 - 2nd Race

01/07/2018 16:30

Race (12 Laps) started at 16:04:54

Lap	Time of Day	Lap Tm	S1	S2	S3	S3Spd	SFSpd	Lap	Time of Day	Lap Tm	S1	S2	S3	S3Spd	SFSpd
(1) Wayne MacCAULAY								3	16:08:12.585	1:03.833	20.627	24.028	19.178	88.767	77.761
1	16:05:59.663				18.831	89.716	79.323	4	16:09:16.622	1:04.037			19.167	88.299	77.042
2	16:07:01.805	1:02.142	20.047	23.073	19.022	89.836	78.950	5	16:10:20.907	1:04.285			19.343	85.487	77.047
3	16:08:04.154	1:02.349			19.110	89.477	78.857	6	16:11:24.553	1:03.646			19.210	86.590	77.224
4	16:09:06.651	1:02.497		23.110	19.138	89.239	78.032	7	16:12:28.385	1:03.832			19.215	87.494	77.135
5	16:10:09.047	1:02.396			19.037	89.239	77.491	8	16:13:32.174	1:03.789			19.353	88.068	76.870
6	16:11:11.424	1:02.377			19.046	89.120	77.761	9	16:14:35.874	1:03.700			19.472	87.722	75.572
7	16:12:13.982	1:02.558	20.125	23.173	19.260	88.649	77.135	10	16:15:41.085	1:05.211			19.590	87.266	77.047
8	16:13:16.592	1:02.610			19.269	88.884	76.607	11	16:16:44.734	1:03.649			19.425	87.837	76.958
9	16:14:19.289	1:02.697			19.313	89.002	76.432	12	16:17:48.999	1:04.265			19.894	87.494	75.742
10	16:15:22.151	1:02.862			19.333	88.884	77.491	(3) Stewart SCOTT							
11	16:16:24.706	1:02.555			19.212	89.239	77.135	1	16:06:02.415				23.857	19.557	88.416
12	16:17:27.297	1:02.591			19.181	89.002	76.782	2	16:07:06.960	1:04.545	21.219	24.124	19.202	89.120	79.043
(18) Barry FARQUHARSON								3	16:08:09.832	1:02.872	20.437	23.487	18.948	89.596	78.123
1	16:06:01.958		24.511	19.337	86.702	79.417	4	16:09:12.583	1:02.751	20.429	23.189	19.133	89.198	78.032	
2	16:07:04.419	1:02.461	20.098	23.479	18.884	89.002	79.043	5	16:10:17.819	1:05.236	20.824	24.646	19.766	86.257	77.761
3	16:08:06.847	1:02.428	20.238	23.147	19.043	89.239	78.580	6	16:11:21.402	1:03.583	20.449	23.958	19.176	86.927	77.941
4	16:09:09.197	1:02.350	20.157	23.069	19.124	89.477	78.580	7	16:12:25.574	1:04.172	20.800	23.985	19.387	88.649	77.491
5	16:10:11.244	1:02.047	20.079	22.999	18.969	89.239	78.580	8	16:13:29.403	1:03.829	20.735	23.721	19.373	88.532	77.491
6	16:11:13.672	1:02.428	20.051	23.328	19.049	89.239	78.305	9	16:14:34.917	1:05.514	20.694	24.979	19.841	83.885	76.782
7	16:12:15.831	1:02.159	20.112	23.122	18.925	89.239	78.672	10	16:15:40.139	1:05.222	21.504	24.379	19.339	86.702	78.305
8	16:13:18.568	1:02.737	20.112	23.527	19.098	88.649	78.305	11	16:16:43.054	1:02.915	20.335	23.456	19.124	89.716	78.032
9	16:14:20.934	1:02.366	20.304	23.106	18.956	89.477	77.941	12	16:17:49.252	1:06.198	20.530	24.210	21.458	87.952	73.745
10	16:15:23.572	1:02.638	20.370	23.091	19.177	89.477	77.941	(95) Paul CURTIS							
11	16:16:25.730	1:02.158	20.108	23.110	18.940	89.358	78.857	1	16:06:04.672				19.116	90.564	78.672
12	16:17:27.933	1:02.203	19.957	23.306	18.940	89.716	78.397	2	16:07:07.765	1:03.093			19.362	91.179	77.761
(85) Blair MURDOCH								3	16:08:10.533	1:02.768			18.871	90.686	79.511
1	16:06:02.382		24.545	19.420	85.815	79.795	4	16:09:13.495	1:02.962			19.069	90.077	80.176	
2	16:07:05.070	1:02.688	20.582	23.204	18.902	90.932	80.081	5	16:10:19.017	1:05.522			20.830	86.814	72.706
3	16:08:07.718	1:02.648	20.363	23.229	19.056	89.957	80.272	6	16:11:22.785	1:03.768			19.568	90.320	78.397
4	16:09:10.412	1:02.694	20.175	23.429	19.090	89.239	78.950	7	16:12:26.633	1:03.848			19.769	89.957	78.305
5	16:10:13.298	1:02.886	20.452	23.162	19.272	88.649	78.672	8	16:13:29.880	1:03.247			19.414	88.416	79.795
6	16:11:16.146	1:02.848	20.471	23.194	19.183	88.416	78.950	9	16:14:35.014	1:05.134			19.961	83.885	76.958
7	16:12:19.125	1:02.979	20.446	23.489	19.044	88.416	78.950	10	16:15:40.490	1:05.476			19.267	86.368	78.765
8	16:13:22.457	1:03.332	20.659	23.307	19.366	89.358	78.672	11	16:16:43.234	1:02.744			19.043	89.239	78.950
9	16:14:25.516	1:03.059	20.642	23.154	19.263	90.442	78.123	12	16:17:52.723	1:09.489			25.209	90.320	39.107
10	16:15:28.806	1:03.290	20.639	23.273	19.378	88.416	79.136	(19) Aiden WARD							
11	16:16:32.049	1:03.243	20.656	23.324	19.263	87.722	78.397	1	16:06:05.223			25.128	18.895	90.686	80.755
12	16:17:36.075	1:04.026	20.882	23.561	19.583	88.884	78.032	2	16:07:09.365	1:04.142	21.243	23.864	19.035	89.716	79.511
(61) Peter CRUICKSHANK								3	16:08:13.696	1:04.331	20.775	23.746	19.810	90.320	75.828
1	16:06:02.744		23.576	18.964	89.957	79.795	4	16:09:17.763	1:04.067	20.897	24.037	19.133	89.477	78.123	
2	16:07:07.449	1:04.705	21.202	24.018	19.485	89.002	77.851	5	16:10:22.074	1:04.311	20.936	24.167	19.208	88.068	78.032
3	16:08:10.137	1:02.688	20.500	23.304	18.884	89.836	78.672	6	16:11:26.088	1:04.014	20.809	24.021	19.184	89.239	77.761
4	16:09:13.130	1:02.993	20.626	23.309	19.058	89.239	78.580	7	16:12:30.641	1:04.553	21.186	23.952	19.415	88.649	77.224
5	16:10:18.207	1:05.077	20.601	24.368	20.108	85.706	76.259	8	16:13:35.409	1:04.768	21.199	24.001	19.568	88.532	77.135
6	16:11:21.764	1:03.557	20.706	23.606	19.245	88.299	78.580	9	16:14:39.797	1:04.388	21.086	23.832	19.470	88.183	77.135
7	16:12:26.006	1:04.242	20.701	23.897	19.644	87.722	77.224	10	16:15:45.250	1:05.453	21.358	24.063	20.032	88.767	76.607
8	16:13:29.792	1:03.786	20.643	23.705	19.438	87.494	77.402	11	16:16:49.827	1:04.577	21.192	24.034	19.351	88.767	77.047
9	16:14:34.628	1:04.836	21.051	24.086	19.699	85.925	77.402	12	16:17:54.952	1:05.125	21.042	23.968	20.115	88.649	74.316
10	16:15:38.987	1:04.359	21.444	23.706	19.209	87.837	78.672	(75) Jordan LOWRING							
11	16:16:42.104	1:03.117	20.566	23.509	19.042	88.299	79.043	1	16:07:14.771			24.042	19.535	90.077	79.136
12	16:17:45.213	1:03.109	20.624	23.295	19.190	88.532	77.761	2	16:08:18.253	1:03.482	20.601	23.532	19.349	89.957	78.950
(5) Lorn MURRAY								3	16:09:21.793	1:03.540	20.482	23.824	19.234	90.198	79.323
1	16:06:03.179		23.889	19.541	89.120	79.323	4	16:10:24.827	1:03.034	20.285	23.552	19.197	90.077	79.230	
2	16:07:08.038	1:04.859	21.020	24.068	19.771	89.358	77.402	5	16:11:28.167	1:03.340	20.438	23.706	19.196	89.957	79.136
3	16:08:11.790	1:03.752	20.983	23.728	19.041	88.884	77.581	6	16:12:31.556	1:03.389	20.434	23.735	19.220	89.836	79.323
4	16:09:15.157	1:03.367			19.183	88.767	77.491	7	16:13:36.177	1:04.621	20.617	23.997	20.007	90.077	77.761
5	16:10:18.710	1:03.553			19.173	88.299	77.851	8	16:14:40.202	1:04.025	20.659	24.039	19.327	89.002	79.230
6	16:11:22.486	1:03.776			19.591	89.477	77.581	9	16:15:44.909	1:04.707	21.408	23.767	19.532	90.564	77.491
7	16:12:27.107	1:04.621	20.629	23.508	20.484	89.239	75.828	10	16:16:48.552	1:03.643	20.540	23.877	19.226	89.358	77.941
8	16:13:30.597	1:03.490			19.251	88.416	76.870	11	16:17:51.869	1:03.317	20.332	23.720	19.265	89.596	78.123
9	16:14:35.149	1:04.552			20.022	86.814	76.259	(55) Stephen WARD							
10	16:15:40.786	1:05.637	21.851	24.149	19.637	87.040	77.491	1	16:06:04.833				19.426	89.716	79.136
11	16:16:44.042	1:03.256			19.157	88.532	77.047	2	16:07:08.752	1:03.919			19.175	88.767	77.851
12	16:17:47.383	1:03.341		23.514	19.271	88.884	77.047								

Clerk of the Course.

Sig : Time :
Chief Timekeeper : Ian Sharp (SMART Timing)Results available at www.speedhive.com and www.smart-timing.co.uk

Printed: 01/07/2018 16:20:36

Orbits



SMRC Scottish Championship Raceday
Lapchart
SMTA Hot Hatch Championship / Scottish BMW
Knockhill 1.267 miles
Race 12 - 2nd Race
01/07/2018 16:30
Race (12 Laps) started at 16:04:54

Competitors	Laps											
	1	2	3	4	5	6	7	8	9	10	11	12
Wayne MacCAULAY (1)	1	1	1	1	1	1	1	1	1	1	1	1
Barry FARQUHARSON (18)	2	18	18	18	18	18	18	18	18	18	18	18
Blair MURDOCH (85)	3	85	85	85	85	85	85	85	85	85	85	85
Stewart SCOTT (3)	4	3	3	3	3	3	3	3	3	61	61	61
Peter CRUICKSHANK (61)	5	61	61	61	61	61	61	61	3	3	3	5
Lorn MURRAY (5)	6	5	95	95	95	5	5	95	95	95	95	55
Paul CURTIS (95)	7	95	5	5	5	95	95	5	5	5	5	3
Stephen WARD (55)	8	55	55	55	55	55	55	55	55	55	55	95
Aiden WARD (19)	9	19	19	19	19	19	19	19	19	19	19	19
Jordan LOWRING (75)	10	75	75	75	75	75	75	75	75	75	75	75

Margin of Victory	Avg. Speed	Best Lap Tm	Best Speed	Best Lap by
0.636	72.670	1:02.047	73.506	18 - Barry FARQUHARSON

Clerk of the Course.
Orbits

 Sig : _____ Time : _____
 Chief Timekeeper : Ian Sharp (SMART Timing)

 Results available at www.speedhive.com and www.smart-timing.co.uk

Printed: 01/07/2018 16:21:20



Scottish Fiesta ST Championship



Pos	Car No.	Name	Knockhill		Knockhill AC		Anglesay		Knockhill		Knockhill			Knockhill AC		Knockhill		Total	Diff
			1	2	3	4	5	6	7	8	9	10	11	12	12a	14	15		
1	1	Wayne MacCAULAY	7	25	25	25	42	35	25	25								209	
2	85	Blair MURDOCH	10	9	20	14	55	26	16	16								166	-43
3	61	Peter CRUICKSHANK	25	16			46	20	10	14								131	-35
4	5	Lorn MURRAY	8	5	9	9	39	19	12	12								113	-18
5	3	Stewart SCOTT			10	10	40	24	14	9								107	-6
6	95	Paul CURTIS					50	30	DNF	8								88	-19
7	24	Steven GRAY	12	8			44	22										86	-2
8	27	Cameron BRYANT	16	20	16	20												72	-14
9	14	John BALFOUR	DNF	10	14	16	20	DNS										60	-12
10	37	Russell MORGAN	20	14	12	12												58	-2
11	18	Barry FARQUHARSON							20	20								40	-18
12	19	Aiden WARD	9	6					8	7								30	-10
13=	3	Ryan STIRLING	14	12														26	-4
13=	55	Stephen WARD	DNF	7					9	10								26	0
15	98	Gordon HASTON			8	8												16	-10



Race Results



Bulletin No. _____

SMRC Scottish Championship Raceday

Sorted on Laps

Scottish Legends Championship

Knockhill 1.267 miles

Race 131- Final

01/07/2018 16:55

Race (10 Laps) started at 16:27:28

Pos	No.	Name	Make/Model	CC	Class Code	Laps	Total Tm	Diff	Best Tm	In Lap	2nd Best
1	37	Ivor GREENWOOD	Ford Coupe	1250	L	10	10:15.874		59.590	6	1:00.089
2	60	David NEWALL	Ford Coupe	1250	L	10	10:16.129	0.255	1:00.055	6	1:00.353
3	71	Ryan McLEISH	Ford Coupe	1250	L	10	10:16.405	0.531	59.656	8	59.820
4	6	David HUNTER	Ford Coupe	1250	L	10	10:16.537	0.663	59.518	8	59.573
5	15	Steven McGILL	Ford Coupe	1250	L	10	10:16.893	1.019	59.913	8	1:00.207
6	8	Jordan HODGSON	Ford Coupe	1250	L	10	10:17.009	1.135	59.703	6	59.802
7	33	Kieran BEATY	Ford Coupe	1250	L	10	10:17.639	1.765	1:00.363	10	1:00.776
8	22	Ben MASON	Chevy Sedan	1250	L	10	10:17.727	1.853	59.891	8	59.938
9	52	Stewart BLACK	Ford Coupe	1250	L	10	10:18.684	2.810	59.592	6	59.614
10	5	Michael PAXTON	Ford Coupe	1250	L	10	10:18.718	2.844	1:00.358	8	1:00.369
11	17	Billy WAIT	37 Ford	1250	L	10	10:23.237	7.363	1:00.526	5	1:00.539
12	44	Colm O'SULLIVAN	Ford Coupe	1250	LR	10	10:28.615	12.741	1:01.093	7	1:01.156
13	86	Jon CRITCHLOW	Chevy Sedan	1250	LR	10	10:38.466	22.592	1:02.422	4	1:02.433
14	16	John BUSHBY	Ford Coupe	1250	L	10	10:38.609	22.735	1:02.254	9	1:02.599
15	4	Colin McNEILL	Ford Coupe	1250	L	10	10:43.781	27.907	1:01.400	6	1:01.979
16	30	Mark FRENCH	Ford Coupe	1250	LR	10	11:06.592	50.718	1:04.877	5	1:05.236
Not classified											
DNF	7	Duncan VINCENT	Ford Coupe	1250	LT	8	8:31.162	DNF	1:00.624	2	1:01.633
DNF	85	Mark BEATY	Ford Coupe	1250	L		1.723	DNF		0	

Margin of Victory	Avg. Speed	Best Lap Tm	Best Speed	Best Lap by
0.255	74.055	59.518	76.630	6 - David HUNTER

Clerk of the Course.

Orbits

Sig : Time :
Chief Timekeeper : Ian Sharp (SMART Timing)

Results available at www.speedhive.com and www.smart-timing.co.uk

Printed: 01/07/2018 16:40:52





SMRC Scottish Championship Raceday

Scottish Legends Championship

Knockhill 1.267 miles

Race 131- Final

01/07/2018 16:55

Race (10 Laps) started at 16:27:28

Lap	Time of Day	Lap Tm	S1	S2	S3	S3Spd	SFSpd	Lap	Time of Day	Lap Tm	S1	S2	S3	S3Spd	SFSpd
(37) Ivor GREENWOOD															
1	16:28:39.169	1:07.785	24.948	24.140	18.697	100.762	93.205	1	16:28:35.410	1:05.654	24.692	22.774	18.188	99.419	86.702
2	16:29:40.326	1:01.157	20.551	23.054	17.552	101.524	92.054	2	16:29:36.634	1:01.224	20.145	22.638	18.441	95.731	86.479
3	16:30:40.458	1:00.132	19.628	22.401	18.103	99.272	90.564	3	16:30:38.667	1:02.033	20.288	23.079	18.666	94.919	85.162
4	16:31:40.547	1:00.089	19.812	22.645	17.632	99.714	90.564	4	16:31:40.283	1:01.616	20.359	22.862	18.395	95.323	87.266
5	16:32:40.924	1:00.377	19.727	22.291	18.359	99.566	88.068	5	16:32:41.462	1:01.179	20.439	22.404	18.336	97.967	87.266
6	16:33:40.514	59.590	19.687	22.273	17.630	99.863	91.552	6	16:33:42.238	1:00.776	19.945	22.649	18.182	96.558	87.266
7	16:34:41.392	1:00.878	20.124	22.686	18.068	98.254	88.068	7	16:34:43.953	1:01.715	20.690	22.954	18.071	98.398	88.068
8	16:35:41.953	1:00.561	19.856	22.741	17.964	98.398	88.649	8	16:35:44.802	1:00.849	19.780	22.946	18.123	97.117	87.266
9	16:36:42.449	1:00.496	20.151	22.571	17.774	98.979	89.477	9	16:36:46.135	1:01.333	20.186	22.756	18.391	97.117	89.477
10	16:37:44.733	1:02.284	21.120	23.004	18.160	97.967	88.884	10	16:37:46.498	1:00.363	19.666	22.560	18.137	96.836	88.068
(60) David NEWALL															
1	16:28:37.917	1:07.120	25.079	24.118	17.923	96.281	88.183	1	16:28:40.107	1:09.079	25.561	24.948	18.570	96.976	89.596
2	16:29:38.575	1:00.658	20.240	22.478	17.940	99.272	88.299	2	16:29:42.727	1:02.620	20.804	23.563	18.253	98.688	89.477
3	16:30:39.368	1:00.793	19.512	23.264	18.017	97.117	86.927	3	16:30:44.233	1:01.506	20.146	23.251	18.109	96.836	86.257
4	16:31:39.896	1:00.528	19.842	22.693	17.993	97.682	86.146	4	16:31:44.171	59.938	19.749	22.161	18.028	98.254	87.380
5	16:32:40.249	1:00.353	19.783	22.299	18.271	96.976	86.927	5	16:32:44.650	1:00.479	20.119	22.213	18.147	98.398	88.183
6	16:33:40.304	1:00.055	19.681	22.448	17.926	96.697	88.299	6	16:33:44.740	1:00.090	19.825	22.095	18.170	100.011	87.722
7	16:34:41.513	1:01.209	20.460	22.701	18.048	100.762	87.608	7	16:34:45.267	1:00.527	19.781	22.792	17.954	96.419	88.068
8	16:35:42.190	1:00.677	19.857	22.743	18.077	101.066	90.198	8	16:35:45.158	59.891	19.749	22.244	17.898	100.161	89.596
9	16:36:42.586	1:00.396	20.073	22.515	17.808	101.371	92.054	9	16:36:46.448	1:01.290	20.160	22.864	18.266	101.524	88.767
10	16:37:44.988	1:02.402	21.119	23.288	17.995	98.688	89.596	10	16:37:46.586	1:00.138	19.568	22.395	18.175	98.833	87.952
(71) Ryan McLEISH															
1	16:28:39.642	1:07.908	24.745	24.310	18.853	100.161	89.716	1	16:28:41.044	1:09.258	24.956	26.140	18.162	93.465	88.416
2	16:29:41.035	1:01.393	20.239	23.028	18.126	101.524	87.153	2	16:29:43.074	1:02.030	20.096	23.415	18.519	99.125	89.957
3	16:30:41.145	1:00.110	19.774	22.200	18.136	100.460	90.564	3	16:30:45.281	1:02.207	20.397	23.629	18.181	99.272	87.608
4	16:31:42.128	1:00.983	20.147	23.274	17.562	97.682	89.716	4	16:31:45.192	59.911	19.859	22.106	17.946	98.543	87.608
5	16:32:42.509	1:00.381	19.660	22.763	17.958	98.833	89.358	5	16:32:44.852	59.660	19.615	22.175	17.870	100.460	90.564
6	16:33:42.329	59.820	19.596	22.179	18.045	100.762	89.002	6	16:33:44.444	59.592	19.381	22.145	18.066	99.714	86.035
7	16:34:43.366	1:01.037	20.316	22.606	18.115	97.967	88.068	7	16:34:44.479	1:00.035	19.523	22.237	18.275	98.543	89.716
8	16:35:43.022	59.656	19.467	22.260	17.929	100.460	90.932	8	16:35:44.093	59.614	19.588	22.178	17.848	97.824	88.884
9	16:36:43.796	1:00.774	20.278	22.615	17.881	96.419	86.257	9	16:36:44.844	1:00.751	19.728	22.924	18.099	100.011	89.477
10	16:37:45.264	1:01.468	20.320	23.020	18.128	98.543	87.266	10	16:37:47.543	1:02.699	19.753	22.764	20.182	100.460	86.368
(52) Stewart BLACK															
1	16:28:41.044	1:09.258	24.956	26.140	18.162	93.465	88.416	1	16:28:41.044	1:09.258	24.956	26.140	18.162	93.465	88.416
2	16:29:43.074	1:02.030	20.096	23.415	18.519	99.125	89.957	2	16:29:43.074	1:02.030	20.096	23.415	18.519	99.125	89.957
3	16:30:45.281	1:02.207	20.397	23.629	18.181	99.272	87.608	3	16:30:45.281	1:02.207	20.397	23.629	18.181	99.272	87.608
4	16:31:45.192	59.911	19.859	22.106	17.946	98.543	87.608	4	16:31:45.192	59.911	19.859	22.106	17.946	98.543	87.608
5	16:32:44.852	59.660	19.615	22.175	17.870	100.460	90.564	5	16:32:44.852	59.660	19.615	22.175	17.870	100.460	90.564
6	16:33:44.444	59.592	19.381	22.145	18.066	99.714	86.035	6	16:33:44.444	59.592	19.381	22.145	18.066	99.714	86.035
7	16:34:44.479	1:00.035	19.523	22.237	18.275	98.543	89.716	7	16:34:44.479	1:00.035	19.523	22.237	18.275	98.543	89.716
8	16:35:44.093	59.614	19.588	22.178	17.848	97.824	88.884	8	16:35:44.093	59.614	19.588	22.178	17.848	97.824	88.884
9	16:36:44.844	1:00.751	19.728	22.924	18.099	100.011	89.477	9	16:36:44.844	1:00.751	19.728	22.924	18.099	100.011	89.477
10	16:37:47.543	1:02.699	19.753	22.764	20.182	100.460	86.368	10	16:37:47.543	1:02.699	19.753	22.764	20.182	100.460	86.368
(5) Michael PAXTON															
1	16:28:37.397	1:07.197	25.317	23.621	18.259	96.281	87.040	1	16:28:37.397	1:07.197	25.317	23.621	18.259	96.281	87.040
2	16:29:38.690	1:01.293	20.614	22.572	18.107	97.117	89.716	2	16:29:38.690	1:01.293	20.614	22.572	18.107	97.117	89.716
3	16:30:40.641	1:01.951	19.828	23.497	18.626	98.688	89.957	3	16:30:40.641	1:01.951	19.828	23.497	18.626	98.688	89.957
4	16:31:42.835	1:02.194	20.600	23.464	18.130	99.419	86.368	4	16:31:42.835	1:02.194	20.600	23.464	18.130	99.419	86.368
5	16:32:43.242	1:00.407	19.750	22.468	18.189	98.111	88.416	5	16:32:43.242	1:00.407	19.750	22.468	18.189	98.111	88.416
6	16:33:44.367	1:01.125	19.805	22.889	18.431	94.919	82.341	6	16:33:44.367	1:01.125	19.805	22.889	18.431	94.919	82.341
7	16:34:46.136	1:01.769	20.563	23.031	18.175	98.111	87.608	7	16:34:46.136	1:01.769	20.563	23.031	18.175	98.111	87.608
8	16:35:46.494	1:00.358	19.482	22.606	18.270	94.120	82.039	8	16:35:46.494	1:00.358	19.482	22.606	18.270	94.120	82.039
9	16:36:47.208	1:00.714	19.801	22.574	18.339	96.281	80.272	9	16:36:47.208	1:00.714	19.801	22.574	18.339	96.281	80.272
10	16:37:47.577	1:00.369	19.794	22.521	18.054	95.323	88.416	10	16:37:47.577	1:00.369	19.794	22.521	18.054	95.323	88.416
(17) Billy WAIT															
1	16:28:38.839	1:08.572			18.832	96.281	90.686	1	16:28:38.839	1:08.572			18.832	96.281	90.686
2	16:29:41.015	1:02.176	19.934	23.323	18.919	98.111	88.416	2	16:29:41.015	1:02.176	19.934	23.323	18.919	98.111	88.416
3	16:30:42.134	1:01.119			18.167	97.824	90.686	3	16:30:42.134	1:01.119			18.167	97.824	90.686
4	16:31:43.539	1:01.405			18.209	99.125	89.836	4	16:31:43.539	1:01.405			18.209	99.125	89.836
5	16:32:44.065	1:00.526			18.234	97.967	88.767	5	16:32:44.065	1:00.526			18.234	97.967	88.767
6	16:33:44.604	1:00.539			18.364	98.543	88.767	6	16:33:44.604	1:00.539			18.364	98.543	88.767
7	16:34:48.713	1:04.109			18.836	94.120	86.590	7	16:34:48.713	1:04.109			18.836	94.120	86.590
8	16:35:49.728	1:01.015	20.040	22.740	18.235	96.419	86.590	8	16:35:49.728	1:01.015	20.040	22.740	18.235	96.419	86.590
9	16:36:50.452	1:00.724	19.836	22.703	18.185	96.143	87.040	9							

SMRC Scottish Championship Raceday

Scottish Legends Championship

Knockhill 1.267 miles

Race 131- Final

01/07/2018 16:55

Race (10 Laps) started at 16:27:28

Lap	Time of Day	Lap Tm	S1	S2	S3	S3Spd	SFSpd	Lap	Time of Day	Lap Tm	S1	S2	S3	S3Spd	SFSpd
3	16:30:46.704	1:03.297	20.565	24.189	18.543	95.188	86.814								
4	16:31:49.126	1:02.422	20.564	23.187	18.671	95.868	87.153								
5	16:32:52.607	1:03.481	21.111	23.764	18.606	94.919	86.146								
6	16:33:55.235	1:02.628	20.782	23.272	18.574	95.323	86.814								
7	16:34:57.668	1:02.433	20.333	23.583	18.517	95.868	84.306								
8	16:36:01.141	1:03.473	20.807	23.564	19.102	93.726	84.200								
9	16:37:04.168	1:03.027	20.565	23.667	18.795	93.595	84.095								
10	16:38:07.325	1:03.157	20.573	23.836	18.748	93.205	84.625								

(16) John BUSHBY

1	16:28:36.606	1:06.854	25.172	23.523	18.159	95.868	86.479
2	16:29:42.354	1:05.748	21.526	25.457	18.765	97.117	86.146
3	16:30:45.453	1:03.099	20.849	23.747	18.503	96.281	88.532
4	16:31:48.579	1:03.126	20.655	23.957	18.514	94.651	84.946
5	16:32:52.290	1:03.711	21.341	23.781	18.589	95.053	85.487
6	16:33:54.889	1:02.599	20.449	23.626	18.524	94.120	85.596
7	16:34:58.282	1:03.393	20.438	23.542	19.413	94.252	85.270
8	16:36:02.001	1:03.719	20.464	23.482	19.773	96.976	84.732
9	16:37:04.255	1:02.254	20.444	23.408	18.402	95.188	87.837
10	16:38:07.468	1:03.213	21.013	23.791	18.409	94.919	86.814

(4) Colin McNEILL

1	16:28:35.681	1:06.315	24.581	23.111	18.623	96.005	89.716
2	16:29:37.763	1:02.082	20.709	23.047	18.326	97.399	87.266
3	16:30:39.979	1:02.216	20.218	23.856	18.142	98.254	87.494
4	16:31:55.361	1:15.382	20.742	36.232	18.408	96.143	86.927
5	16:32:57.340	1:01.979	20.287	23.410	18.282	96.836	87.040
6	16:33:58.740	1:01.400	19.941	23.196	18.263	96.558	87.266
7	16:35:05.073	1:06.333			18.911	95.595	86.035
8	16:36:07.471	1:02.398		23.357	18.771	96.836	86.927
9	16:37:09.588	1:02.117	19.950	23.774	18.393	96.143	86.590
10	16:38:12.640	1:03.052	21.070	23.480	18.502	96.558	87.380

(30) Mark FRENCH

1	16:28:43.605	1:10.917	25.130	26.520	19.267	88.767	81.639
2	16:29:50.671	1:07.066	21.051	25.003	21.012	88.068	79.417
3	16:30:56.478	1:05.807	21.109	25.036	19.662	87.494	79.136
4	16:32:02.501	1:06.023	21.173	25.242	19.608	88.183	80.368
5	16:33:07.378	1:04.877	20.933	24.606	19.338	88.299	80.272
6	16:34:12.614	1:05.236	21.162	24.649	19.425	88.767	80.081
7	16:35:18.161	1:05.547	21.273	24.692	19.582	88.416	79.606
8	16:36:24.661	1:06.500	21.196	24.822	20.482	87.952	78.857
9	16:37:30.126	1:05.465	21.177	24.716	19.572	88.299	80.081
10	16:38:35.451	1:05.325	21.041	24.888	19.396	87.837	79.700

(7) Duncan VINCENT

1	16:28:38.673	1:07.982	25.298	24.148	18.536	97.117	87.266
2	16:29:39.297	1:00.624	19.809	22.988	17.827	96.697	87.380
3	16:30:40.930	1:01.633	19.679	23.321	18.633	97.257	87.153
4	16:31:43.236	1:02.306	20.521	23.444	18.341	97.682	86.257
5	16:32:45.730	1:02.494	21.224	22.420	18.850	92.562	83.260
6	16:33:48.214	1:02.484	20.203	23.245	19.036	91.055	82.747
7	16:34:53.113	1:04.899	22.247	23.573	19.079	89.957	82.543
8	16:36:00.021	1:06.908	21.309	23.581	22.018	91.427	32.419

Clerk of the Course.

Sig : Time :
Chief Timekeeper : Ian Sharp (SMART Timing)

Results available at www.speedhive.com and www.smart-timing.co.uk

Printed: 01/07/2018 16:41:19

Orbits





SMRC Scottish Championship Raceday

Lapchart

Scottish Legends Championship**Knockhill 1.267 miles****Race 131- Final****01/07/2018 16:55****Race (10 Laps) started at 16:27:28**

Competitors	Laps											
	0	1	2	3	4	5	6	7	8	9	10	
Jon CRITCHLOW (86)	1	86	33	33	33	60	60	60	37	37	37	37
Colin McNEILL (4)	2	4	4	4	60	33	37	37	60	60	60	60
John BUSHBY (16)	3	16	16	60	4	37	33	33	15	15	71	71
Kieran BEATY (33)	4	33	5	5	37	15	15	71	71	71	15	6
Michael PAXTON (5)	5	5	60	7	5	71	71	15	33	6	6	15
Billy WAIT (17)	6	17	7	15	7	6	6	6	6	52	52	8
Mark BEATY (85)	7	85	17	37	15	5	5	5	52	33	8	33
Duncan VINCENT (7)	8	7	15	17	71	7	17	52	22	22	33	22
David NEWALL (60)	9	60	37	71	6	17	22	17	8	8	22	52
Ben MASON (22)	10	22	86	6	17	22	52	22	5	5	5	5
Steven McGILL (15)	11	15	71	16	22	52	8	8	17	17	17	17
Ivor GREENWOOD (37)	12	37	22	22	52	8	7	7	7	44	44	44
Ryan McLEISH (71)	13	71	6	52	16	16	44	44	44	7	86	86
Stewart BLACK (52)	14	52	52	86	8	44	16	16	86	86	16	16
David HUNTER (6)	15	6	44	8	86	86	86	86	16	16	4	4
Jordan HODGSON (8)	16	8	8	44	44	4	4	4	4	4	30	30
Mark FRENCH (30)	17	30	30	30	30	30	30	30	30	30		
Colm O'SULLIVAN (44)	18	44										

Margin of Victory	Avg. Speed	Best Lap Tm	Best Speed	Best Lap by
0.255	74.055	59.518	76.630	6 - David HUNTER

Clerk of the Course.**Orbits**

Sig : Time :
 Chief Timekeeper : Ian Sharp (SMART Timing)

Results available at www.speedhive.com and www.smart-timing.co.uk

Printed: 01/07/2018 16:42:06



Scottish Legends Championship



Pos	Car No.	Name	Class	Knockhill 18th April			Knockhill AC 18th May			Anglesey 26th May			Anglesey 27th May			Knockhill 1st July			Knockhill SLS 22nd July			Knockhill 6th August			Knockhill AC 16th September			Knockhill 17th October			Total	Total DS	Diff						
				H1	H2	F	H1	H2	F	H1	H2	F	H1	H2	F	H1	H2	F	H1	H2	F	H1	H2	F	H1	H2	F	H1	H2	F									
1	71	Ryan McLEISH		150	120	185	455	150	150	160	460	120	130	160	410	185	185	200	570	140	170	170	480												2375	2375			
2	6	David HUNTER		160	185	140	485	200	140	5	345	200	170	120	490	160	200	185	545	200	150	160	510													2375	2375	0	
3	8	Jordan HODGSON		100	150	90	340	100	100	185	385	185	110	170	465	200	160	170	530	160	200	140	500													2220	2220	-155	
4	60	David NEWALL		185	110	170	465	185	185	130	500	170	120	200	490	170	90	DNS	260	80	185	185	450													2165	2165	-55	
5	37	Ivor GREENWOOD		170	140	150	460	140	130	200	470	150	90	185	425	5	130	160	295	120	160	200	480													2130	2130	-35	
6	52	Stewart BLACK		5	130	160	295	120	170	150	440	140	160	130	430	100	100	130	330	185	140	110	435													1930	1930	-200	
7	15	Steven McGILL		140	170	130	440	160	5	170	335	5	185	150	340	5	170	150	325	170	110	150	430														1870	1870	-60
8	1	John PATERSON		200	200	200	600	110	200	70	380	5	200	5	210	150	150	120	420				0														1610	1610	-260
9	5	Michael PAXTON		90	80	80	250	90	120	110	320	160	150	110	420	120	120	100	340	70	100	100	270														1600	1600	-10
10	17	Billy WAIT		130	100	120	350	60	80	120	260	5	140	100	245	140	110	110	360	90	80	90	260														1475	1475	-125
11	85	Mark BEATY					0	80	110	5	195	110	5	140	255	110	140	140	390	110	90	5	205														1045	1045	-430
12	16	John BUSHBY		40	40	50	130	40	70	90	200	100	80	80	260	5	80	80	165	60	50	60	170														925	925	-120
13	4	Colin McNEILL		30	60	100	190	70	40	5	115	90	100	90	280	90	5	90	185	40	5	50	95														865	865	-60
14	75	Pino PALAZZO		120	90	110	320	130	90	140	360	130	DNS	DNS	130				0				0														810	810	-55
15	86	Jon CRITCHLOW	R	50	50	40	140	30	50	5	85	5	5	70	80	130	5	70	205	50	40	70	160														670	670	-140
16	22	Ben MASON		110	160	5	275				0				0				0	150	120	120	390														665	665	-15
17	7	Duncan VINCENT	T					170	160	5	335				0				0	130	130	5	265														600	600	-65
18	30	Mark FRENCH	R	20	30	20	70	20	30	80	130	5	DNS	60	65	80	70	60	210	30	30	40	100														575	575	-25
19	33	Kieran BEATY		60	5	70	135				0				0				0	100	60	130	290														425	425	-150
20	69	Gerard McCOSH		80	70	60	210	50	60	100	210				0				0				0														420	420	-5
21	44	Colm O'SULLIVAN	R	70	5	30	105				0				0				0	5	70	80	155														260	260	-165

SMRC Scottish Championship Raceday
Sorted on Laps

Celtic Speed Mini Cooper Cup

Knockhill 1.267 miles

Race 14 - 3rd Race

01/07/2018 17:20

Race (9 Laps) started at 16:49:06

Pos	No.	Name	Make/Model	CC	Class Code	Laps	Total Tm	Diff	Best Tm	In Lap	2nd Best
1	81	Douglas SIMPSON	Mini Cooper	1600	SM	9	9:33.610		1:02.827	5	1:03.016
2	24	John DUNCAN	Mini Cooper	1600	SM	9	9:35.113	1.503	1:02.996	5	1:03.039
3	8	Hannah CHAPMAN	Mini Cooper	1600	SM L	9	9:36.570	2.960	1:03.130	7	1:03.142
4	7	Michael WEDDELL	Mini Cooper	1600	SMN	9	9:41.655	8.045	1:03.370	5	1:03.498
5	91	Robbie DALGLEISH	Mini Cooper	1600	SM	9	9:42.913	9.303	1:03.110	6	1:03.260
6	5	David SLEIGH	Mini Cooper	1600	SM	9	9:43.168	9.558	1:03.156	6	1:03.325
7	28	David McNAUGHTON	Mini Cooper	1600	SM	9	9:43.404	9.794	1:03.144	7	1:03.529
8	77	Ashleigh MORRIS	Mini Cooper	1600	SM L	9	9:46.902	13.292	1:03.674	6	1:04.120
9	95	Craig BLAKE	Mini Cooper	1600	SMN	9	9:46.990	13.380	1:03.117	3	1:03.344
10	52	Simon HOLDERNESS	Mini Cooper	1600	SM	9	9:49.196	15.586	1:03.956	3	1:04.130
11	16	Craig DILLON	Mini Cooper	1600	SMN	9	9:49.248	15.638	1:04.251	3	1:04.364
12	21	Ross WILKINSON	Mini Cooper	1600	SMN	9	9:49.779	16.169	1:04.026	8	1:04.586
13	50	Andrew BELL	Mini Cooper	1600	SM	9	9:51.545	17.935	1:04.464	6	1:04.471
14	4	Dominic WHEATLEY	Mini Cooper	1600	SM	9	9:58.218	24.608	1:03.584	9	1:03.718
15	155	Adam KINDNESS	Mini Cooper	1600	SM	9	9:58.321	24.711	1:03.737	2	1:04.023
16	55	Fiona KINDNESS	Mini Cooper	1600	SM L	9	10:03.234	29.624	1:04.420	4	1:04.583
17	30	Gordon LONG	Mini Cooper	1600	SMN	9	10:04.619	31.009	1:04.958	2	1:04.973
Not classified											
DNS	23	Ian MUNRO	Mini Cooper	1600	SM			DNS		0	

Margin of Victory	Avg. Speed	Best Lap Tm	Best Speed	Best Lap by
1.503	71.560	1:02.827	72.594	81 - Douglas SIMPSON

Clerk of the Course.

Orbits

 Sig : Time :
 Chief Timekeeper : Ian Sharp (SMART Timing)

 Results available at www.speedhive.com and www.smart-timing.co.uk

Printed: 01/07/2018 17:01:53



SMRC Scottish Championship Raceday

Celtic Speed Mini Cooper Cup

Knockhill 1.267 miles

Race 14 - 3rd Race

01/07/2018 17:20

Race (9 Laps) started at 16:49:06

Lap	Time of Day	Lap Tm	S1	S2	S3	S3Spd	SFSpd	Lap	Time of Day	Lap Tm	S1	S2	S3	S3Spd	SFSpd
4	16:53:31.269	1:06.567			19.751	84.518	73.583								
5	16:54:36.510	1:05.241			20.247	84.625	73.262								
6	16:55:40.456	1:03.946			19.920	85.706	73.745								
7	16:56:44.174	1:03.718			19.532	84.946	74.647								
8	16:58:00.946	1:16.772	29.460	27.604	19.708	84.732	72.943								
9	16:59:04.530	1:03.584			19.426	84.839	73.342								

(155) Adam KINDNESS

1	16:50:23.351				19.588	83.885	74.152
2	16:51:27.088	1:03.737	20.576	23.603	19.558	84.412	74.234
3	16:52:31.352	1:04.264	20.399	23.867	19.998	83.467	74.070
4	16:53:35.635	1:04.283	20.525	23.800	19.958	85.162	74.813
5	16:54:39.844	1:04.209	20.639	23.908	19.662	84.946	73.907
6	16:55:43.867	1:04.023	20.619	23.639	19.765	84.839	74.070
7	16:56:48.870	1:05.003	20.455	24.014	20.534	84.839	72.004
8	16:57:54.436	1:05.566	21.142	23.678	20.746	83.363	58.815
9	16:59:04.633	1:10.197	22.819	26.284	21.094	71.467	63.012

(55) Fiona KINDNESS

1	16:50:17.503			24.383	19.790	83.885	73.262
2	16:51:23.291	1:05.788	21.729	23.682	20.377	85.596	73.583
3	16:52:28.036	1:04.745	21.372	23.681	19.692	84.732	74.647
4	16:53:32.456	1:04.420	20.927	24.005	19.488	84.732	75.657
5	16:54:37.421	1:04.965	21.242	24.137	19.586	85.487	74.152
6	16:55:42.004	1:04.583	21.323	23.660	19.600	85.162	74.813
7	16:56:48.806	1:06.802	21.109	24.461	21.232	83.363	71.089
8	16:57:58.540	1:09.734	23.430	25.272	21.032	83.363	70.863
9	16:59:09.546	1:11.006	23.939	26.458	20.609	80.853	72.314

(30) Gordon LONG

1	16:50:20.102			24.569	20.081	84.306	73.342
2	16:51:25.060	1:04.958	21.261	23.959	19.738	84.625	74.481
3	16:52:30.033	1:04.973			20.103	84.732	73.182
4	16:53:35.414	1:05.381		24.159	20.251	83.885	74.234
5	16:54:41.482	1:06.068	21.381	23.922	20.765	84.200	67.108
6	16:55:54.049	1:12.567			27.104	83.363	54.559
7	16:57:00.334	1:06.285		23.968	19.902	82.849	73.022
8	16:58:05.844	1:05.510	21.623	24.096	19.791	82.849	72.236
9	16:59:10.931	1:05.087	21.075	24.026	19.986	82.951	73.664

Clerk of the Course.

 Sig : _____ Time : _____
 Chief Timekeeper : Ian Sharp (SMART Timing)

 Results available at www.speedhive.com and www.smart-timing.co.uk

Printed: 01/07/2018 17:02:21

Orbits



SMRC Scottish Championship Raceday

Lapchart

Celtic Speed Mini Cooper Cup

Knockhill 1.267 miles

Race 14 - 3rd Race

01/07/2018 17:20

Race (9 Laps) started at 16:49:06

Competitors	Laps									
	1	2	3	4	5	6	7	8	9	
Hannah CHAPMAN (8)	1	8	81	81	81	81	81	81	81	81
Douglas SIMPSON (81)	2	81	24	24	24	24	24	24	24	24
John DUNCAN (24)	3	24	8	8	8	8	8	8	8	8
Michael WEDDELL (7)	4	7	7	7	7	7	7	7	7	7
David SLEIGH (5)	5	5	5	5	5	5	5	5	5	91
Dominic WHEATLEY (4)	6	4	4	91	28	28	91	91	91	5
Ashleigh MORRIS (77)	7	77	77	4	91	91	28	28	28	28
David McNAUGHTON (28)	8	28	28	28	4	77	77	77	77	77
Craig DILLON (16)	9	16	91	77	77	4	95	95	95	95
Robbie DALGLEISH (91)	10	91	16	95	95	95	4	4	52	52
Fiona KINDNESS (55)	11	55	95	16	16	16	16	52	16	16
Craig BLAKE (95)	12	95	52	52	52	55	52	16	21	21
Ross WILKINSON (21)	13	21	55	55	55	52	55	21	50	50
Simon HOLDERNESS (52)	14	52	21	21	21	21	21	50	155	4
Andrew BELL (50)	15	50	50	50	50	50	50	55	55	155
Gordon LONG (30)	16	30	30	30	30	155	155	155	4	55
Adam KINDNESS (155)	17	155	155	155	155	30	30	30	30	30
-	18									

Margin of Victory	Avg. Speed	Best Lap Tm	Best Speed	Best Lap by
1.503	71.560	1:02.827	72.594	81 - Douglas SIMPSON

Clerk of the Course.

Orbits

Sig : _____ Time : _____
 Chief Timekeeper : Ian Sharp (SMART Timing)
 Results available at www.speedhive.com and www.smart-timing.co.uk



Celtic Speed Scottish Mini Cooper Ladies Cup



Pos	Car No.	Name	Knockhill			Knockhill AC			Anglesay		Knockhill			Knockhill			Knockhill AC			Total	Diff	
			1	2	3	4	5	6	7	8	9	10	11	12	12a	14	15	16	17			18
1	8	Hannah CHAPMAN	DNF	25	25	25	25	25	25	DNF	25	25	25								225	
2	77	Ashleigh MORRIS	25	20	20	20	16	16	20	20	20	20	20								217	-8
3	55	Fiona KINDNESS	20	16	16	16	20	20	16	25	16	16	16								197	-20