

# Knockhill

1<sup>st</sup>/2<sup>nd</sup> September 2018

## Knockhill Motor Sports Club Scottish Championship Bike Meeting



**S.M.A.R.T.**

**Scottish Motorsports Automatic Race Timing**

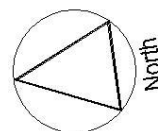
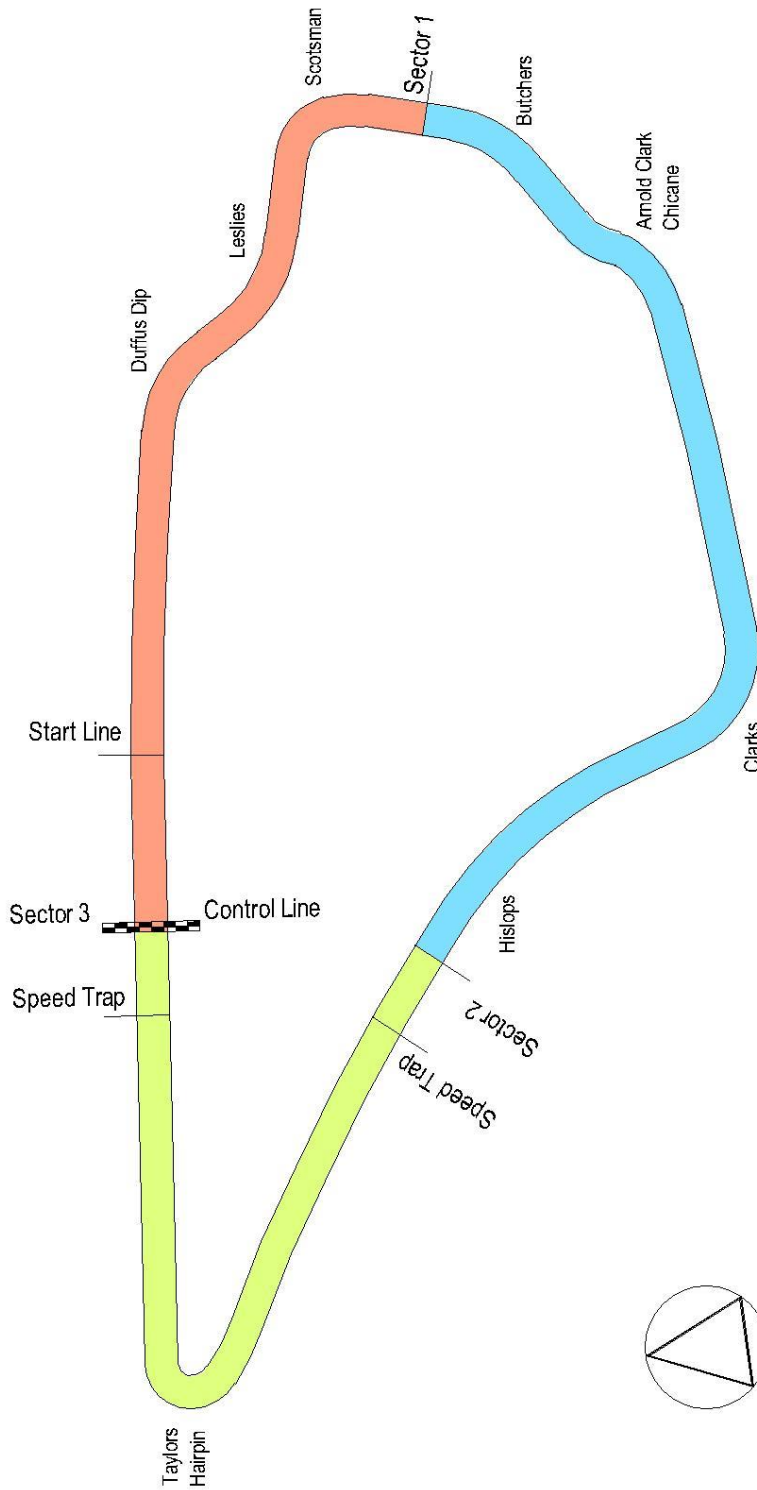

Ravenslea, Melrose Road, Galashiels, TD1 2AT

Telephone : 01896 – 752447

# Scottish Motorsports Automatic Race Timing

## Circuit layout

### Knockhill – Clockwise



Length
Sector 1 0.433 Mile
Sector 2 0.503 Mile
Sector 3 0.334 Mile

# Qualifying Results

## KMSC National Motorcycle Racing

Sorted on best lap time

Scottish Championship Formula 600

Knockhill 1.267 miles

Warm Up

01/09/2018 09:15

Practice (10:00 Time) started at 9:02:58

Pos	No.	Name	Make/Model	CC	Class	Laps	Best Tm	In Lap	Diff	Avg. Speed
1	69	Rory SKINNER	Kawasaki	ZX6R	S6	9	50.780	7		84.557
2	12	William MONIE	Suzuki	GSXR600	S6	9	51.452	7	0.672	84.005
3	64	Sam MUNRO	Kawasaki	ZX6R 600	S6	9	51.764	7	0.984	85.039
4	1	Bruce BIRNIE	Kawasaki	ZX6	S6	7	52.421	6	1.641	78.008
5	55	James McLAREN	Suzuki	GSXR600	S6	9	53.204	7	2.424	79.534
6	2	Lewis PATERSON	Yamaha	R6 600	S6	9	53.710	9	2.930	79.655
7	17	Phil STEWART	Yamaha	R6 600	S6	9	53.778	9	2.998	80.587
8	8	Jon DICKIE	Yamaha	R6 600	S6	8	53.991	7	3.211	73.841
9	87	Steven ALLISON	Kawasaki	ZX6R 600	S6	9	54.595	6	3.815	81.115
10	271	Josh HODGE	Yamaha	R6	S6	9	54.817	8	4.037	78.317
11	11	Patrick FORMAN	Kawasaki	ZX6R 600	S6	9	54.875	5	4.095	80.454
12	5	Simon SMAIL	Triumph	Daytona 675R	S6	7	55.233	4	4.453	78.922
13	26	Alan McGREGOR	Kawasaki	ZX6	S6	8	55.340	6	4.560	76.485
14	61	Siobhan FLYNN	Yamaha	R6 600	S6	9	55.424	5	4.644	79.553
15	38	Graeme BARR	Triumph	675R	S6	8	56.408	7	5.628	75.790
16	58	Barry STEWART	Kawasaki	ZX6R 600	S6	8	56.951	7	6.171	75.975
17	7	Peter DUNCAN	Triumph	Daytona 675R	S6	8	56.965	7	6.185	75.863
18	48	Mark FARRELL	Yamaha	R6 600	S6	8	57.009	6	6.229	74.801
19	27	Andrew DONALD	Kawasaki	ZX6R 600	S6	8	57.183	7	6.403	75.564
20	84	Louis ARTHUR	Yamaha	R6 600	S6	8	57.351	7	6.571	74.230
21	23	Graeme MacLEOD	Suzuki	GSXR600	S6	8	57.381	7	6.601	74.540
22	45	Adam SIMPSON	Yamaha	R6	S6	8	57.878	8	7.098	74.970
23	50	Calum JACKSON	Triumph	Daytona 675	S6	4	57.894	2	7.114	37.420
24	92	Christopher SCOTT	Yamaha	R6 600	S6	8	57.987	6	7.207	74.706
25	28	Paul BOWERBANK	Yamaha	R6 600	S6	3	58.877	2	8.097	74.754
26	82	Scott SMITH	Suzuki	GSXR600	S6	7	58.975	5	8.195	71.585
27	52	John HODGE	Kawasaki	ZX6R	S6	8	59.048	2	8.268	74.636
28	179	Jimmy ROTHERY	Triumph	675	S6	5	1:01.418	3	10.638	67.691

Clerk of the Course.

Orbits

Sig : Time :

Chief Timekeeper : Ian Sharp (SMART Timing)

Results available at [www.speedhive.com](http://www.speedhive.com) and [www.smart-timing.co.uk](http://www.smart-timing.co.uk)

Printed: 01/09/2018 09:34:43





## KMSC National Motorcycle Racing

Scottish Championship Formula 600

Knockhill 1.267 miles

Warm Up

01/09/2018 09:15

Practice (10:00 Time) started at 9:02:58

Lap	Time of Day	Lap Tm	S1	S2	S3	S3Spd	SFSpd	Lap	Time of Day	Lap Tm	S1	S2	S3	S3Spd	SFSpd
<b>(38) Graeme BARR</b>															
1	9:04:15.196			23.639	18.464	120.915		3	9:06:11.555	<b>1:00.116</b>	20.024	22.976	17.116	120.480	
2	9:05:14.305	<b>59.109</b>	20.548	21.993	16.568	125.201		4	9:07:10.209	<b>58.654</b>	19.445	22.325	16.884	122.014	
3	9:06:12.347	<b>58.042</b>	19.478	21.875	16.689	<b>125.905</b>		5	9:08:10.183	<b>59.974</b>	20.022	23.155	16.797	120.480	
4	9:07:10.717	<b>58.370</b>	19.435	21.895	17.040	124.968		6	9:09:08.792	<b>58.609</b>	19.379	22.089	17.141	121.352	
5	9:08:09.602	<b>58.885</b>	20.045	22.558	16.282	124.735		7	9:10:07.814	<b>59.022</b>	20.043	22.212	16.767	<b>122.236</b>	
6	9:09:07.390	<b>57.788</b>	19.178	22.259	16.351	120.915		8	9:11:05.692	<b>57.878</b>	<b>19.065</b>	<b>22.079</b>	<b>16.734</b>	121.133	
7	9:10:03.798	<b>56.408</b>	19.295	21.496	<b>15.617</b>	125.905		<b>(50) Calum JACKSON</b>							
8	9:11:00.428	<b>56.630</b>	<b>19.017</b>	<b>21.483</b>	16.130	124.044		1	9:08:11.527						
<b>(58) Barry STEWART</b>															
1	9:04:09.481			24.231	17.654	118.565		2	9:09:09.421	<b>57.894</b>					
2	9:05:09.108	<b>59.627</b>	20.111	22.881	16.635	120.265		3	9:10:08.310	<b>58.889</b>					
3	9:06:07.965	<b>58.857</b>	19.563	22.569	16.725	121.792		4	9:11:06.547	<b>58.237</b>					
4	9:07:07.643	<b>59.678</b>	20.393	22.631	16.654	123.587		<b>(92) Christopher SCOTT</b>							
5	9:08:07.496	<b>59.853</b>	20.859	22.315	16.679	<b>124.044</b>		1	9:04:15.207			24.162	18.658	120.049	
6	9:09:05.216	<b>57.720</b>	18.943	22.237	16.540	120.265		2	9:05:16.948	<b>1:01.741</b>	21.367	23.512	16.862	122.014	
7	9:10:02.167	<b>56.951</b>	18.878	21.671	<b>16.402</b>	121.572		3	9:06:15.383	<b>58.435</b>	19.358	22.382	16.695	122.683	
8	9:10:59.254	<b>57.087</b>	<b>18.840</b>	<b>21.634</b>	16.613	122.236		4	9:07:13.572	<b>58.189</b>	19.491	21.986	16.712	121.133	
<b>(7) Peter DUNCAN</b>															
1	9:04:11.244			24.394	18.985	115.305		5	9:08:11.922	<b>58.350</b>	<b>19.097</b>	22.676	16.577	121.792	
2	9:05:11.012	<b>59.768</b>	19.879	22.973	16.916	122.908		6	9:09:09.909	<b>57.987</b>	19.628	<b>21.871</b>	16.488	<b>123.587</b>	
3	9:06:08.997	<b>57.985</b>	19.031	21.932	17.022	123.133		7	9:10:08.707	<b>58.798</b>	19.594	22.258	16.946	123.133	
4	9:07:08.793	<b>59.796</b>	20.057	23.023	16.716	124.273		8	9:11:07.416	<b>58.709</b>	20.278	22.343	<b>16.088</b>	123.587	
5	9:08:08.067	<b>59.274</b>	19.984	22.314	16.976	123.360		<b>(28) Paul BOWERBANK</b>							
6	9:09:05.595	<b>57.528</b>	19.026	21.719	16.783	122.459		1	9:04:00.735			22.884	<b>17.222</b>	117.940	
7	9:10:02.560	<b>56.965</b>	18.995	21.574	<b>16.396</b>	124.735		2	9:04:59.612	<b>58.877</b>	19.712	21.938	17.227	120.697	
8	9:10:59.967	<b>57.407</b>	<b>18.994</b>	<b>21.486</b>	16.927	<b>125.435</b>		3	9:06:02.027	<b>1:02.415</b>	<b>19.217</b>	<b>21.579</b>	21.619	<b>121.572</b>	
<b>(48) Mark FARRELL</b>															
1	9:04:11.602			24.148	17.853	120.049		<b>(82) Scott SMITH</b>							
2	9:05:11.757	<b>1:00.155</b>	20.278	22.940	16.937	123.360		1	9:04:17.937			24.416	18.503	111.660	
3	9:06:10.576	<b>58.819</b>	19.963	22.479	16.377	121.572		2	9:05:20.571	<b>1:02.634</b>	20.714	24.033	17.887	<b>116.709</b>	
4	9:07:08.243	<b>57.667</b>	19.053	22.606	<b>16.008</b>	<b>125.201</b>		3	9:06:21.340	<b>1:00.769</b>	19.926	23.176	17.667	115.504	
5	9:08:06.837	<b>58.594</b>	20.011	22.154	16.429	122.459		4	9:07:20.980	<b>59.640</b>	19.962	22.742	16.936	116.103	
6	9:09:03.846	<b>57.009</b>	<b>18.793</b>	21.754	16.462	122.908		5	9:08:19.955	<b>58.975</b>	19.591	<b>22.637</b>	<b>16.747</b>	115.703	
7	9:10:01.386	<b>57.540</b>	18.898	22.058	16.584	122.459		6	9:09:18.980	<b>59.025</b>	19.564	22.645	16.816	114.910	
8	9:11:06.798	<b>1:05.412</b>	19.272	<b>21.626</b>	24.514	120.697		7	9:10:24.995	<b>1:06.015</b>	<b>19.431</b>	22.910	23.674	112.597	
<b>(27) Andrew DONALD</b>															
1	9:04:12.544			23.457	18.431	114.323		<b>(52) John HODGE</b>							
2	9:05:12.803	<b>1:00.259</b>	20.133	22.971	17.155	118.775		1	9:04:08.778			24.185	17.280	117.116	
3	9:06:11.809	<b>59.006</b>	19.803	22.275	16.928	<b>121.352</b>		2	9:05:07.826	<b>59.048</b>	20.079	22.395	<b>16.574</b>	116.912	
4	9:07:10.531	<b>58.722</b>	19.717	21.996	17.009	121.352		3	9:06:07.184	<b>59.358</b>	<b>20.002</b>	22.498	16.858	117.116	
5	9:08:08.572	<b>58.041</b>	19.393	21.951	16.697	120.480		4	9:07:07.297	<b>1:00.113</b>	21.009	22.334	16.770	117.116	
6	9:09:07.224	<b>58.652</b>	19.947	22.329	16.376	119.621		5	9:08:07.915	<b>1:00.618</b>	20.410	22.719	17.489	116.912	
7	9:10:04.407	<b>57.183</b>	<b>19.133</b>	<b>21.702</b>	16.348	118.985		6	9:09:08.359	<b>1:00.444</b>	20.337	22.890	17.217	113.549	
8	9:11:01.867	<b>57.460</b>	19.232	21.881	<b>16.347</b>	119.409		7	9:10:07.991	<b>59.632</b>	20.087	22.545	17.000	117.321	
<b>(84) Louis ARTHUR</b>															
1	9:04:17.403			25.101	18.451	112.976		8	9:11:07.871	<b>59.880</b>	20.659	<b>22.261</b>	16.960	<b>118.565</b>	
2	9:05:19.891	<b>1:02.488</b>	21.086	23.919	17.483	113.935		<b>(179) Jimmy ROTHERY</b>							
3	9:06:19.559	<b>59.668</b>	19.819	23.044	16.805	113.935		1	9:04:19.383			18.922	109.118		
4	9:07:18.044	<b>58.485</b>	19.468	21.984	17.033	113.742		2	9:05:22.130	<b>1:02.747</b>			17.815	110.739	
5	9:08:16.274	<b>58.230</b>	19.108	22.401	16.721	115.305		3	9:06:23.548	<b>1:01.418</b>			17.482	<b>112.786</b>	
6	9:09:14.378	<b>58.104</b>	19.216	22.043	16.845	115.305		4	9:07:25.124	<b>1:01.576</b>			<b>17.352</b>	111.474	
7	9:10:11.729	<b>57.351</b>	<b>19.051</b>	<b>21.728</b>	16.572	<b>116.709</b>		5	9:08:35.888	<b>1:10.764</b>			24.725	109.832	
8	9:11:10.545	<b>58.816</b>	20.105	22.331	<b>16.380</b>	116.506		<b>(23) Graeme MacLEOD</b>							
<b>(23) Graeme MacLEOD</b>															
1	9:04:14.473			24.242	18.479	114.129		1	9:04:14.473						
2	9:05:17.544	<b>1:03.071</b>	21.537	23.988	17.546	115.305		2	9:05:17.544	<b>1:03.071</b>	21.537	23.988	17.546	115.305	
3	9:06:17.906	<b>1:00.362</b>	20.265	23.050	17.047	114.323		3	9:06:17.906	<b>1:00.362</b>	20.265	23.050	17.047	114.323	
4	9:07:16.353	<b>58.447</b>	19.581	22.147	16.719	116.912		4	9:07:16.353	<b>58.447</b>	19.581	22.147	16.719	116.912	
5	9:08:15.775	<b>59.422</b>	<b>19.186</b>	23.335	16.901	114.518		5	9:08:15.775	<b>59.422</b>	<b>19.186</b>	23.335	16.901	114.518	
6	9:09:13.497	<b>57.722</b>	19.329	21.855	16.538	116.506		6	9:09:13.497	<b>57.722</b>	19.329	21.855	16.538	116.506	
7	9:10:10.878	<b>57.381</b>	19.200	21.644	<b>16.537</b>	118.356		7	9:10:10.878	<b>57.381</b>	19.200	21.644	<b>16.537</b>	118.356	
8	9:11:08.503	<b>57.625</b>	19.377	<b>21.597</b>	16.651	<b>120.697</b>		8	9:11:08.503	<b>57.625</b>	19.377	<b>21.597</b>	16.651	<b>120.697</b>	
<b>(45) Adam SIMPSON</b>															
1	9:04:09.428			24.991	18.351	111.846		<b>(45) Adam SIMPSON</b>							
2	9:05:11.439	<b>1:02.011</b>	21.145	23.277	17.589	117.321		1	9:04:09.428						

Clerk of the Course.

Sig : Time :

Chief Timekeeper : Ian Sharp (SMART Timing)

 Results available at [www.speedhive.com](http://www.speedhive.com) and [www.smart-timing.co.uk](http://www.smart-timing.co.uk)

Orbits



# Qualifying Results

**KMSC National Motorcycle Racing**
**Sorted on best lap time**
**National CB500's**
**Knockhill 1.267 miles**
**Warm Up**
**01/09/2018 09:30**
**Practice (10:00 Time) started at 9:13:21**

Pos	No.	Name	Make/Model	CC	Class	Laps	Best Tm	In Lap	Diff	Avg. Speed
1	87	Jodie CHALK	Honda	CB500	CB	8	1:00.029	8		68.851
2	13	Andrew BARTON	Honda	CB500	CB	8	1:00.963	7	0.934	72.668
3	144	Keith SHEPHERD	Honda	CB500	CB	8	1:01.235	4	1.206	73.915
4	48	Allan BROOKBANKS	Honda	CB500	CB	8	1:01.899	7	1.870	70.579
5	26	Raymond REID	Honda	CB500	CB	8	1:02.454	7	2.425	70.481
6	101	Colin MOONEY	Honda	CB500	CB	8	1:02.867	5	2.838	71.875
7	35	Daryn PETERS	Honda	CB500	CB	8	1:03.037	7	3.008	70.306
8	23	Ross McCLEARY	Honda	CB500	CB	8	1:03.141	6	3.112	68.725
9	126	Martin BULMAN	Honda	CB500	CB	8	1:04.314	7	4.285	68.883
10	47	Steve KAIN	Honda	CB500	CB	7	1:05.301	5	5.272	64.591
11	88	Kevin LIDDLE	Honda	CB500	CB	6	1:05.639	5	5.610	51.500
12	7	Colvin DENHOLM	Honda	CB500	CB	5	1:05.868	2	5.839	66.911
13	31	Mark NIMMO	Honda	CB500	CB	7	1:06.171	3	6.142	65.701
14	57	Chris MANAGHAN	Honda	CB500	CB	7	1:06.707	6	6.678	66.031
15	114	Martin CURRAH	Honda	CB500	CB	6	1:06.723	3	6.694	65.910
16	73	Fraser CAMERON	Honda	CB500	CB	7	1:06.834	6	6.805	65.838
17	16	Gerry KEIRNAN	Honda	CB500	CB	6	1:06.863	5	6.834	65.741
18	222	Colin READ	Honda	CB500	CB	7	1:07.161	6	7.132	65.512
19	55	Allan McCLEARY	Honda	CB500	CB	7	1:07.248	5	7.219	63.806
20	58	Ross ALLAN	Honda	CB500	CB	7	1:07.994	5	7.965	65.519
21	96	Andrew KIRKWOOD	Honda	CB500	CB	5	1:13.411	4	13.382	45.200

Clerk of the Course.

Orbits

Sig : Time :

Chief Timekeeper : Ian Sharp (SMART Timing)

 Results available at [www.speedhive.com](http://www.speedhive.com) and [www.smart-timing.co.uk](http://www.smart-timing.co.uk)

Printed: 01/09/2018 09:31:15





## KMSC National Motorcycle Racing

National CB500's

Knockhill 1.267 miles

Warm Up

01/09/2018 09:30

Practice (10:00 Time) started at 9:13:21

Lap	Time of Day	Lap Tm	S1	S2	S3	S3Spd	SFSpd	Lap	Time of Day	Lap Tm	S1	S2	S3	S3Spd	SFSpd
7	9:21:26.530	<b>1:09.481</b>	22.618	<b>24.915</b>	21.948	93.595									
<b>(16) Gerry KEIRNAN</b>															
1	9:14:37.831			28.800	20.654	88.884									
2	9:15:48.068	<b>1:10.237</b>	24.339	26.432	19.466	93.726									
3	9:16:55.463	<b>1:07.395</b>	22.310	25.842	19.243	94.919									
4	9:18:03.625	<b>1:08.162</b>	22.660	25.663	19.839	<b>96.281</b>									
5	9:19:10.488	<b>1:06.863</b>	<b>22.165</b>	25.556	<b>19.142</b>	95.323									
6	9:20:17.869	<b>1:07.381</b>	22.776	<b>25.392</b>	19.213	95.731									
<b>(22) Colin READ</b>															
1	9:14:38.339			27.421	20.862	86.479									
2	9:15:48.025	<b>1:09.686</b>	22.988	26.528	20.170	91.179									
3	9:16:56.158	<b>1:08.133</b>	22.757	25.674	19.702	92.690									
4	9:18:04.088	<b>1:07.930</b>	22.235	25.769	19.926	<b>92.947</b>									
5	9:19:11.982	<b>1:07.894</b>	22.414	25.789	19.691	92.562									
6	9:20:19.143	<b>1:07.161</b>	22.047	25.806	<b>19.308</b>	92.308									
7	9:21:28.946	<b>1:09.803</b>	<b>21.824</b>	<b>25.336</b>	22.643	91.928									
<b>(55) Allan McCLEARY</b>															
1	9:14:41.976			29.148	21.264	87.722									
2	9:15:52.253	<b>1:10.277</b>	23.606	26.372	20.299	89.239									
3	9:17:01.328	<b>1:09.075</b>	23.020	26.152	19.903	90.809									
4	9:18:11.191	<b>1:09.863</b>	24.015	26.274	19.574	90.686									
5	9:19:18.439	<b>1:07.248</b>	<b>22.105</b>	25.837	<b>19.306</b>	91.552									
6	9:20:28.459	<b>1:10.020</b>	24.029	26.563	19.428	<b>92.308</b>									
7	9:21:41.971	<b>1:13.512</b>	22.367	<b>25.825</b>	25.320	91.677									
<b>(58) Ross ALLAN</b>															
1	9:14:31.603			27.702	20.621	88.532									
2	9:15:40.557	<b>1:08.954</b>	24.084	25.804	<b>19.066</b>	92.818									
3	9:16:49.789	<b>1:09.232</b>	23.334	<b>25.490</b>	20.408	<b>93.076</b>									
4	9:17:58.478	<b>1:08.689</b>	23.578	25.677	19.434	90.442									
5	9:19:06.472	<b>1:07.994</b>	23.021	25.543	19.430	90.442									
6	9:20:15.222	<b>1:08.750</b>	23.033	26.253	19.464	90.198									
7	9:21:28.893	<b>1:13.671</b>	<b>22.567</b>	25.675	25.429	89.120									
<b>(96) Andrew KIRKWOOD</b>															
1	9:16:49.668			29.259	21.839	87.153									
2	9:18:04.004	<b>1:14.336</b>	24.364	28.426	21.546	90.320									
3	9:19:18.172	<b>1:14.168</b>	24.946	28.324	20.898	90.198									
4	9:20:31.583	<b>1:13.411</b>	24.319	28.692	<b>20.400</b>	<b>92.054</b>									
5	9:21:46.138	<b>1:14.555</b>	<b>23.306</b>	<b>26.791</b>	24.458	91.677									

Clerk of the Course.

Orbits

Sig : \_\_\_\_\_ Time : \_\_\_\_\_  
 Chief Timekeeper : Ian Sharp (SMART Timing)  
 Results available at [www.speedhive.com](http://www.speedhive.com) and [www.smart-timing.co.uk](http://www.smart-timing.co.uk)







# Qualifying Results

## KMSC National Motorcycle Racing

Sorted on best lap time

KMSC 125's &amp; KMSC Formula 400's

Knockhill 1.267 miles

Warm Up

01/09/2018 09:45

Practice (10:00 Time) started at 9:24:31

Pos	No.	Name	Make/Model	CC	Class	Laps	Best Tm	In Lap	Diff	Avg. Speed
1	69	Mark BOWRAN	Kawasaki	ZXR400	F400	5	1:00.456	3		69.524
2	22	Ross MAGUIRE	Aprilia	RS125	F125	8	1:01.514	7	1.058	71.954
3	58	James McLAREN	Suzuki	GSXR600	F400	3	1:01.653	2	1.197	66.628
4	122	Logan TURNER	Aprilia	RS125	F125	6	1:03.241	5	2.785	52.303
5	33	Declan CONNELL	Aprilia	RS125	F125	8	1:03.275	6	2.819	69.648
6	118	Rod WALKER	Kawasaki	ZXR400	F400	7	1:04.631	7	4.175	65.896
7	12	Jimmy MUIR	Aprilia	RS125	F125	7	1:05.194	5	4.738	60.299
8	179	Jimmy ROTHERY	Yamaha	FZR400	F400	7	1:06.762	4	6.306	63.635
9	55	Owen PATERSON	Aprilia	RS125	F125	7	1:09.598	7	9.142	60.862
10	78	Ana De SOUZA	Kawasaki	ZX6	S6	6	1:17.063	4	16.607	54.072
11	19	Fletcher McINALLY	Aprilia	RS125	F125	5	1:32.260	4	31.804	43.389

Clerk of the Course.

Orbits

Sig : Time :

Chief Timekeeper : Ian Sharp (SMART Timing)

Results available at [www.speedhive.com](http://www.speedhive.com) and [www.smart-timing.co.uk](http://www.smart-timing.co.uk)

Printed: 01/09/2018 09:36:18



## KMSC National Motorcycle Racing

KMSC 125's &amp; KMSC Formula 400's

Knockhill 1.267 miles

Warm Up

01/09/2018 09:45

Practice (10:00 Time) started at 9:24:31

Lap	Time of Day	Lap Tm	S1	S2	S3	S3Spd	SFSpd	Lap	Time of Day	Lap Tm	S1	S2	S3	S3Spd	SFSpd
<b>(69) Mark BOWRAN</b>															
1	9:25:53.577			27.475	18.279	98.398		6	9:32:06.793	<b>1:10.188</b>	23.102	27.043	20.043	85.596	
2	9:26:54.803	<b>1:01.226</b>	20.612	23.251	17.363	102.454		7	9:33:16.391	<b>1:09.598</b>	<b>22.741</b>	<b>26.518</b>	20.339	85.487	
3	9:27:55.259	<b>1:00.456</b>	20.479	22.828	<b>17.149</b>	<b>105.349</b>		<b>(78) Ana De SOUZA</b>							
4	9:28:56.375	<b>1:01.116</b>	20.361	23.479	17.276	104.204		1	9:26:15.103			34.738	28.380	62.776	
5	9:29:59.824	<b>1:03.449</b>	<b>19.704</b>	<b>22.666</b>	21.079	102.768		2	9:27:40.490	<b>1:25.387</b>	29.410	32.018	23.959	79.323	
<b>(22) Ross MAGUIRE</b>								3	9:29:00.356	<b>1:19.866</b>	27.382	30.382	22.102	88.884	
1	9:25:41.736			25.014	19.331	89.957		4	9:30:17.419	<b>1:17.063</b>	<b>26.180</b>	<b>29.193</b>	<b>21.690</b>	<b>91.427</b>	
2	9:26:45.207	<b>1:03.471</b>	21.039	23.720	18.712	89.239		5	9:31:37.914	<b>1:20.495</b>	26.228	30.152	24.115	75.487	
3	9:27:48.121	<b>1:02.914</b>	20.602	23.420	18.892	90.809		6	9:32:57.918	<b>1:20.004</b>	26.320	29.427	24.257	83.467	
4	9:28:50.962	<b>1:02.841</b>	20.567	23.838	18.436	90.442		<b>(19) Fletcher McINALLY</b>							
5	9:29:53.334	<b>1:02.372</b>	20.526	23.384	18.462	90.198		1	9:26:14.088			38.381	28.656	54.163	
6	9:30:55.159	<b>1:01.825</b>	20.469	23.129	18.227	<b>91.179</b>		2	9:27:55.768	<b>1:41.680</b>	32.131	37.101	32.448	53.902	
7	9:31:56.673	<b>1:01.514</b>	20.341	<b>23.036</b>	<b>18.137</b>	90.686		3	9:30:07.523	<b>2:11.755</b>	1:09.389	<b>34.616</b>	27.750	<b>66.641</b>	<b>0.512</b>
8	9:32:58.913	<b>1:02.240</b>	<b>20.257</b>	23.737	18.246	89.716		4	9:31:39.783	<b>1:32.260</b>	30.125	35.101	<b>27.034</b>	64.341	
<b>(58) James McLAREN</b>								5	9:33:17.402	<b>1:37.619</b>	<b>29.731</b>	35.068	32.820	64.465	
1	9:25:47.724			24.627	18.984	94.651									
2	9:26:49.377	<b>1:01.653</b>	<b>20.504</b>	<b>23.104</b>	<b>18.045</b>	<b>101.987</b>									
3	9:27:57.169	<b>1:07.792</b>	21.176	23.498	23.118	89.120									
<b>(122) Logan TURNER</b>															
1	9:27:53.817														
2	9:28:59.111	<b>1:05.294</b>													
3	9:30:03.213	<b>1:04.102</b>													
4	9:31:06.652	<b>1:03.439</b>													
5	9:32:09.893	<b>1:03.241</b>													
6	9:33:15.030	<b>1:05.137</b>													
<b>(33) Declan CONNELL</b>															
1	9:25:43.460				20.222	88.416									
2	9:26:48.323	<b>1:04.863</b>			19.387	88.767									
3	9:27:53.816	<b>1:05.493</b>			19.211	88.767									
4	9:28:58.720	<b>1:04.904</b>			19.007	<b>90.686</b>									
5	9:30:02.526	<b>1:03.806</b>	20.767	23.928	19.111	88.649									
6	9:31:05.801	<b>1:03.275</b>	<b>20.602</b>	<b>23.766</b>	18.907	88.299									
7	9:32:09.087	<b>1:03.286</b>			<b>18.666</b>	87.837									
8	9:33:15.705	<b>1:06.618</b>			19.598	87.952									
<b>(118) Rod WALKER</b>															
1	9:25:57.628			29.412	20.609	92.435									
2	9:27:06.627	<b>1:08.999</b>	24.087	25.922	18.990	94.919									
3	9:28:13.194	<b>1:06.567</b>	22.558	25.228	18.781	97.117									
4	9:29:19.106	<b>1:05.912</b>	22.476	25.086	18.350	97.540									
5	9:30:24.513	<b>1:05.407</b>	22.216	24.693	18.498	<b>98.979</b>									
6	9:31:31.686	<b>1:07.173</b>	21.869	26.463	18.841	97.399									
7	9:32:36.317	<b>1:04.631</b>	<b>21.698</b>	<b>24.645</b>	<b>18.288</b>	98.688									
<b>(12) Jimmy MUIR</b>															
1	9:26:47.698														
2	9:27:53.131	<b>1:05.433</b>													
3	9:28:59.273	<b>1:06.142</b>													
4	9:30:04.956	<b>1:05.683</b>													
5	9:31:10.150	<b>1:05.194</b>													
6	9:32:15.533	<b>1:05.383</b>													
7	9:33:21.294	<b>1:05.761</b>													
<b>(179) Jimmy ROTHERY</b>															
1	9:25:58.477			28.022	20.595	90.932									
2	9:27:08.464	<b>1:09.987</b>	23.759	26.442	19.786	92.435									
3	9:28:15.812	<b>1:07.348</b>	22.412	25.356	19.580	92.562									
4	9:29:22.574	<b>1:06.762</b>	22.146	<b>25.159</b>	19.457	<b>92.690</b>									
5	9:30:29.343	<b>1:06.769</b>	22.136	25.228	<b>19.405</b>	92.435									
6	9:31:38.446	<b>1:09.103</b>	<b>22.004</b>	25.911	21.188	92.308									
7	9:32:53.533	<b>1:15.087</b>	22.876	25.772	26.439	91.802									
<b>(55) Owen PATERSON</b>															
1	9:26:09.526			31.295	22.920	85.054									
2	9:27:23.868	<b>1:14.342</b>	25.102	28.541	20.699	<b>86.927</b>									
3	9:28:35.827	<b>1:11.959</b>	23.753	27.868	20.338	83.780									
4	9:29:46.451	<b>1:10.624</b>	23.232	27.302	20.090	85.270									
5	9:30:56.605	<b>1:10.154</b>	23.081	27.124	<b>19.949</b>	86.146									

Clerk of the Course.

Orbits

 Sig : \_\_\_\_\_ Time : \_\_\_\_\_  
 Chief Timekeeper : Ian Sharp (SMART Timing)

 Results available at [www.speedhive.com](http://www.speedhive.com) and [www.smart-timing.co.uk](http://www.smart-timing.co.uk)

Printed: 01/09/2018 09:36:57



# Qualifying Results

## KMSC National Motorcycle Racing

Sorted on best lap time

Scottish Pre-Injection 600

Knockhill 1.267 miles

Warm Up

01/09/2018 10:00

Practice (10:00 Time) started at 9:35:28

Pos	No.	Name	Make/Model	CC	Class	Laps	Best Tm	In Lap	Diff	Avg. Speed
1	41	Kieran MURRAY	Yamaha	R6 600	PI6	5	54.682	3		66.854
2	26	Alan McGREGOR			PI6	8	55.234	6	0.552	77.048
3	8	Patryk MOTYKA	Yamaha	R6 600	PI6	9	55.417	7	0.735	78.048
4	54	Cameron ROBB	Yamaha	R6 600	PI6	9	55.543	8	0.861	77.925
5	22	William MASON	Yamaha	R6 600	PI6	7	55.678	6	0.996	77.136
6	21	Andy LOCK	Yamaha	R6 600	PI6	9	55.921	8	1.239	77.802
7	38	Mark LANGLANDS	Yamaha	R6 600	PI6	8	57.125	5	2.443	73.841
8	70	Simon HARDY	Yamaha	R6 600	PI6	8	57.359	7	2.677	73.104
9	15	Jon DICKIE	Yamaha	R6 600	PI6	3	57.650	2	2.968	73.732
10	60	Dougie BROWN	Yamaha	R6 600	PI6	5	57.856	4	3.174	72.100
11	34	Darren GREENE	Yamaha	R6 600	PI6	6	58.097	4	3.415	71.137
12	11	Ross WATTS	Yamaha	R6 600	PI6	8	58.269	6	3.587	74.713
13	126	Martin BULMAN	Honda	CBR600FX	PI6	8	58.982	7	4.300	70.435
14	61	Douglas ROTHNIE	Yamaha	R6 5EB	PI6	5	59.079	4	4.397	72.937
15	47	Chris CLEMENTS	Yamaha	R6 600	PI6	8	59.657	8	4.975	72.141
16	118	Craig MOFFAT	Yamaha	R6 600	PI6	8	1:01.944	5	7.262	68.851
17	23	Paul REID	Honda	CBR600	PI6	8	1:02.053	6	7.371	70.884
18	75	Harry PULLAR	Yamaha	R6 600	PI6	5	1:02.987	2	8.305	56.132
19	31	Darren ANDERSON	Kawasaki	ZXR 600	PI6	6	1:03.830	5	9.148	67.534
20	45	Gerry SULLIVAN	Kawasaki	ZX6R 600	PI6	4	1:07.004	3	12.322	64.583

Clerk of the Course.

Orbits

Sig : Time :  
Chief Timekeeper : Ian Sharp (SMART Timing)  
Results available at [www.speedhive.com](http://www.speedhive.com) and [www.smart-timing.co.uk](http://www.smart-timing.co.uk)





## KMSC National Motorcycle Racing

Scottish Pre-Injection 600

Knockhill 1.267 miles

Warm Up

01/09/2018 10:00

Practice (10:00 Time) started at 9:35:28

Lap	Time of Day	Lap Tm	S1	S2	S3	S3Spd	SFSpd	Lap	Time of Day	Lap Tm	S1	S2	S3	S3Spd	SFSpd
1	9:36:41.014			25.692	19.159	107.030									
2	9:37:45.217	<b>1:04.203</b>	21.324	24.815	18.064	105.184									
3	9:38:48.604	<b>1:03.387</b>	21.525	24.182	17.680	113.166									
4	9:39:50.994	<b>1:02.390</b>	21.027	24.128	<b>17.235</b>	114.129									
5	9:40:53.094	<b>1:02.100</b>	20.859	23.774	17.467	113.742									
6	9:41:55.147	<b>1:02.053</b>	<b>20.520</b>	24.027	17.506	<b>115.107</b>									
7	9:42:57.220	<b>1:02.073</b>	20.625	<b>23.717</b>	17.731	113.742									
8	9:44:03.209	<b>1:05.989</b>	21.056	25.694	19.239	99.272									
<hr/>															
(75) Harry PULLAR															
1	9:36:57.614				18.701	112.033									
2	9:38:00.601	<b>1:02.987</b>			17.521	111.290									
3	9:39:04.269	<b>1:03.668</b>			20.535	113.935									
4	9:41:11.371	<b>2:07.102</b>			<b>16.096</b>	<b>119.835</b>	<b>0.530</b>								
5	9:42:14.730	<b>1:03.359</b>			20.461	119.409									
<hr/>															
(31) Darren ANDERSON															
1	9:36:47.600			25.394	19.635	105.020									
2	9:37:53.156	<b>1:05.556</b>	22.472	24.516	18.568	104.856									
3	9:38:59.087	<b>1:05.931</b>	22.208	24.582	19.141	99.419									
4	9:40:03.271	<b>1:04.184</b>	21.717	24.020	18.447	106.183									
5	9:41:07.101	<b>1:03.830</b>	22.051	23.779	<b>18.000</b>	<b>111.105</b>									
6	9:42:13.672	<b>1:06.571</b>	<b>21.211</b>	<b>23.371</b>	21.989	108.764									
<hr/>															
(45) Gerry SULLIVAN															
1	9:36:46.985			27.009	19.403	105.184									
2	9:37:53.999	<b>1:07.014</b>	22.278	25.352	<b>19.384</b>	103.561									
3	9:39:01.003	<b>1:07.004</b>	22.501	<b>24.963</b>	19.540	105.848									
4	9:40:10.937	<b>1:09.934</b>	<b>22.215</b>	25.355	22.364	<b>106.859</b>									

Clerk of the Course.

Sig : Time :

Chief Timekeeper : Ian Sharp (SMART Timing)

Results available at [www.speedhive.com](http://www.speedhive.com) and [www.smart-timing.co.uk](http://www.smart-timing.co.uk)

Printed: 01/09/2018 09:47:36

Orbits



# Qualifying Results

## KMSC National Motorcycle Racing

Sorted on best lap time

Scottish Championship Superbike & KMSC Clubman

Knockhill 1.267 miles

Warm Up 1

01/09/2018 10:15

Practice (10:00 Time) started at 9:49:26

Pos	No.	Name	Make/Model	CC	Class	Laps	Best Tm	In Lap	Diff	Avg. Speed
1	45	Ewan GRAY	Kawasaki	ZX10R	SB	4	52.659	3		81.541
2	18	Clint WALKER	BMW	S1000RR	C	5	54.610	2	1.951	75.656
3	1	Bruce BIRNIE	BMW	S1000RR	SB	3	55.050	2	2.391	76.932
4	17	Gordon MacDONALD	Suzuki	GSXR1000	C	5	55.086	2	2.427	77.190
5	52	Paul McLEAN	Honda	CBR1000RR	C	5	55.244	3	2.585	74.679
6	30	Alan RENNIE	Honda	Fireblade	C	4	56.144	2	3.485	77.264
7	16	Scott MURRAY	Yamaha	R1	C	5	56.452	4	3.793	73.206
8	37	Steven PATTERSON	Kawasaki	ZX10R	C	5	56.598	4	3.939	75.857
9	7	James MacAULAY	Kawasaki	ZX10	C	4	56.677	4	4.018	76.544
10	41	Lukasz PIEC	BMW	S1000RR	C	5	57.088	3	4.429	71.875
11	22	Steven WATSON	BMW	S1000RR	SB	5	57.369	4	4.710	72.453
12	47	Alan BRYCE	BMW	1000RR	SB	4	57.736	2	5.077	67.499
13	14	James CRAWFORD	Kawaskai	ZX10R	C	5	58.092	3	5.433	73.161
14	28	Paul BOWERBANK	Kawasaki	ZX10R	SB	5	58.347	4	5.688	70.822
15	29	Andrew BUCHANAN	Yamaha	R1	C	5	58.668	4	6.009	71.226
16	19	Nic BOYES	Ducati	848	SB	5	58.677	2	6.018	73.094
17	26	Steven MacINTYRE	Suzuki	GSXR1000	C	3	1:00.221	2	7.562	67.345

Clerk of the Course.

Sig : Time :

Chief Timekeeper : Ian Sharp (SMART Timing)

Results available at [www.speedhive.com](http://www.speedhive.com) and [www.smart-timing.co.uk](http://www.smart-timing.co.uk)

Printed: 01/09/2018 09:59:10

Orbits



## KMSC National Motorcycle Racing

Scottish Championship Superbike & KMSC Clubman

Knockhill 1.267 miles

Warm Up 1

01/09/2018 10:15

Practice (10:00 Time) started at 9:49:26

Lap	Time of Day	Lap Tm	S1	S2	S3	S3Spd	SFSpd	Lap	Time of Day	Lap Tm	S1	S2	S3	S3Spd	SFSpd
<b>(45) Ewan GRAY</b>															
1	9:50:27.377			21.477	15.623	126.857		1	9:50:43.292			23.293	16.907	119.621	
2	9:51:20.084	<b>52.707</b>	17.783	<b>20.101</b>	<b>14.823</b>	<b>136.398</b>		2	9:51:41.028	<b>57.736</b>	<b>19.270</b>	<b>21.961</b>	<b>16.505</b>	<b>126.618</b>	
3	9:52:12.743	<b>52.659</b>	<b>17.385</b>	20.305	14.969	136.121		3	9:52:42.126	<b>1:01.098</b>	20.050	22.946	18.102	110.739	
4	9:53:09.959	<b>57.216</b>	17.956	20.722	18.538	132.362		4	9:53:56.503	<b>1:14.377</b>	20.615	27.318	26.444	84.518	
<b>(18) Clint WALKER</b>															
1	9:50:28.491			21.515	16.194	127.098		<b>(14) James CRAWFORD</b>							
2	9:51:23.101	<b>54.610</b>	<b>17.985</b>	21.083	<b>15.542</b>	127.339		1	9:50:39.688			23.824	16.781	<b>125.905</b>	
3	9:52:17.827	<b>54.726</b>	18.166	<b>21.000</b>	15.560	<b>127.824</b>		2	9:51:38.876	<b>59.188</b>	19.577	22.868	16.743	125.201	
4	9:53:13.029	<b>55.202</b>	18.232	21.153	15.817	126.618		3	9:52:36.968	<b>58.092</b>	<b>19.247</b>	<b>22.456</b>	<b>16.389</b>	124.735	
5	9:54:27.649	<b>1:14.620</b>	19.646	25.922	29.052	80.755		4	9:53:35.863	<b>58.895</b>	19.433	22.456	17.006	124.044	
<b>(1) Bruce BIRNIE</b>															
1	9:50:29.134			21.236	15.682	<b>132.886</b>		5	9:54:37.930	<b>1:02.067</b>	19.952	25.137	16.978	118.775	
2	9:51:24.184	<b>55.050</b>	18.705	<b>21.042</b>	<b>15.303</b>	130.814		<b>(28) Paul BOWERBANK</b>							
3	9:52:24.076	<b>59.892</b>	<b>18.384</b>	21.369	20.139	123.133		1	9:50:41.020			23.885	17.405	118.147	
<b>(17) Gordon MacDONALD</b>															
1	9:50:29.854			21.215	15.998	<b>137.234</b>		2	9:51:40.891	<b>59.871</b>	19.989	22.950	16.932	127.824	
2	9:51:24.940	<b>55.086</b>	<b>18.405</b>	<b>21.094</b>	<b>15.587</b>	135.571		3	9:52:42.601	<b>1:01.710</b>	19.907	23.616	18.187	114.323	
3	9:52:21.007	<b>56.067</b>	18.840	21.369	15.858	132.362		4	9:53:40.948	<b>58.347</b>	19.781	<b>22.089</b>	<b>16.477</b>	<b>131.842</b>	
4	9:53:17.122	<b>56.115</b>	18.618	21.408	16.089	132.886		5	9:54:48.224	<b>1:07.276</b>	<b>19.279</b>	23.514	24.483	124.968	
5	9:54:21.660	<b>1:04.538</b>	18.635	22.459	23.444	106.859		<b>(29) Andrew BUCHANAN</b>							
<b>(52) Paul McLEAN</b>															
1	9:50:36.639			23.710	16.334	125.670		1	9:50:40.534			23.938	17.160	<b>118.565</b>	
2	9:51:32.873	<b>56.234</b>	18.940	21.500	15.794	128.313		2	9:51:40.881	<b>1:00.347</b>	20.018	22.936	17.393	116.912	
3	9:52:28.117	<b>55.244</b>	18.482	<b>20.975</b>	<b>15.787</b>	<b>130.814</b>		3	9:52:40.561	<b>59.680</b>	19.530	23.126	17.024	114.910	
4	9:53:23.875	<b>55.758</b>	<b>18.184</b>	21.231	16.343	128.559		4	9:53:39.229	<b>58.668</b>	19.083	<b>22.633</b>	<b>16.952</b>	113.549	
5	9:54:31.595	<b>1:07.720</b>	18.724	26.762	22.234	82.341		5	9:54:46.400	<b>1:07.171</b>	<b>18.734</b>	23.710	24.727	113.935	
<b>(30) Alan RENNIE</b>															
1	9:50:28.691			21.705	<b>15.998</b>	125.670		<b>(19) Nic BOYES</b>							
2	9:51:24.835	<b>56.144</b>	<b>18.408</b>	<b>21.477</b>	16.259	125.435		1	9:50:37.679				17.480	117.321	
3	9:52:21.494	<b>56.659</b>	18.606	21.762	16.291	124.735		2	9:51:36.356	<b>58.677</b>			<b>16.613</b>	<b>123.360</b>	
4	9:53:22.345	<b>1:00.851</b>	18.923	21.952	19.976	<b>126.857</b>		3	9:52:35.109	<b>58.753</b>			16.816	119.835	
<b>(16) Scott MURRAY</b>															
1	9:50:40.029				18.210	115.305		4	9:53:34.946	<b>59.837</b>			17.162	115.107	
2	9:51:39.928	<b>59.899</b>			16.412	124.735		5	9:54:38.216	<b>1:03.270</b>			17.040	110.922	
3	9:52:38.593	<b>58.665</b>	<b>20.054</b>	<b>22.709</b>	<b>15.902</b>	127.098		<b>(26) Steven MacINTYRE</b>							
4	9:53:35.045	<b>56.452</b>			16.095	<b>130.814</b>		1	9:50:39.629			24.149	17.974	121.133	
5	9:54:37.737	<b>1:02.692</b>		25.716	17.024	119.835		2	9:51:39.850	<b>1:00.221</b>	20.527	<b>22.752</b>	<b>16.942</b>	<b>124.504</b>	
<b>(37) Steven PATTERSON</b>															
1	9:50:38.688			23.824	16.303	124.044		3	9:52:49.395	<b>1:09.545</b>	<b>19.881</b>	24.821	24.843	99.714	
2	9:51:36.068	<b>57.380</b>	19.372	22.109	<b>15.899</b>	<b>129.551</b>		<b>(7) James MacAULAY</b>							
3	9:52:32.813	<b>56.745</b>	18.906	<b>21.864</b>	15.975	127.339		1	9:50:33.573			22.618	16.698	118.565	
4	9:53:29.411	<b>56.598</b>	<b>18.498</b>	21.958	16.142	122.459		2	9:51:30.717	<b>57.144</b>		16.084	122.014		
5	9:54:26.851	<b>57.440</b>	18.748	22.190	16.502	110.374		3	9:52:27.888	<b>57.171</b>	19.393	21.594	16.184	118.565	
<b>(41) Lukasz PIEC</b>															
1	9:50:39.720			24.239	17.178	123.815		4	9:53:24.565	<b>56.677</b>	19.236	<b>21.442</b>	<b>15.999</b>	<b>122.236</b>	
2	9:51:38.172	<b>58.452</b>	20.027	22.137	<b>16.288</b>	128.068		<b>(22) Steven WATSON</b>							
3	9:52:35.260	<b>57.088</b>	<b>19.027</b>	<b>21.540</b>	16.521	<b>132.624</b>		1	9:50:44.850			24.528	17.571	116.506	
4	9:53:34.513	<b>59.253</b>	19.176	22.940	17.137	109.474		2	9:51:45.807	<b>1:00.957</b>	20.715	23.223	17.019	123.360	
5	9:54:43.506	<b>1:08.993</b>	20.263	26.414	22.316	105.848		3	9:52:45.022	<b>59.215</b>	19.828	22.610	16.777	127.581	
<b>(22) Steven WATSON</b>															
1	9:50:44.850			24.528	17.571	116.506		4	9:53:42.391	<b>57.369</b>	19.355	<b>22.068</b>	<b>15.946</b>	<b>130.814</b>	
2	9:51:45.807	<b>1:00.957</b>	20.715	23.223	17.019	123.360		5	9:54:40.974	<b>58.583</b>	<b>19.055</b>	23.165	16.363	130.053	
3	9:52:45.022	<b>59.215</b>	19.828	22.610	16.777	127.581		<b>(47) Alan BRYCE</b>							
4	9:53:42.391	<b>57.369</b>	19.355	<b>22.068</b>	<b>15.946</b>	<b>130.814</b>									
5	9:54:40.974	<b>58.583</b>	<b>19.055</b>	23.165	16.363	130.053									

Clerk of the Course.

Orbits

Sig : Time :  
Chief Timekeeper : Ian Sharp (SMART Timing)

Results available at [www.speedhive.com](http://www.speedhive.com) and [www.smart-timing.co.uk](http://www.smart-timing.co.uk)

Printed: 01/09/2018 09:59:49





# Qualifying Results

## KMSC National Motorcycle Racing

Sorted on best lap time

Scottish Championship Superbike &amp; KMSC Clubman

Knockhill 1.267 miles

Warm Up 2

01/09/2018 10:30

Practice (10:00 Time) started at 10:01:24

Pos	No.	Name	Make/Model	CC	Class	Laps	Best Tm	In Lap	Diff	Avg. Speed
1	98	Christopher LIDDELL			C	6	1:02.824	5		66.371
2	151	Callum JACKSON	Suzuki	GSXR1000	C	4	1:05.426	3	2.602	63.392
3	64	Martin HENDERSON	BMW	S1000RR	C	5	1:08.345	3	5.521	52.312
4	76	Jamie ALDERTON	Suzuki	GSXR1000K5	C	5	1:09.388	3	6.564	62.318
5	117	Joe HENDRIE	Yamaha	R1	SB	2	1:22.187	2	19.363	53.807
6	67	Des BURNS	Kawasaki	ZX10R	C	1		0		52.306
7	155	Bryan GILLIS	BMW	S1000RR	C	1		0		50.045
8	86	Matthew DEVLIN	Suzuki	GSXR1000	C	1		0		40.732

Clerk of the Course.

Orbits

Sig : Time :

Chief Timekeeper : Ian Sharp (SMART Timing)

Results available at [www.speedhive.com](http://www.speedhive.com) and [www.smart-timing.co.uk](http://www.smart-timing.co.uk)

Printed: 01/09/2018 10:09:49





## KMSC National Motorcycle Racing

Scottish Championship Superbike & KMSC Clubman

Knockhill 1.267 miles

Warm Up 2

01/09/2018 10:30

Practice (10:00 Time) started at 10:01:24

Lap	Time of Day	Lap Tm	S1	S2	S3	S3Spd	SFSpd	Lap	Time of Day	Lap Tm	S1	S2	S3	S3Spd	SFSpd
<b>(98) Christopher LIDDELL</b>															
1	10:02:42.104			29.457	20.837	78.765									
2	10:03:54.219	<b>1:12.115</b>	23.303	28.523	20.289	103.882									
3	10:05:00.074	<b>1:05.855</b>	21.674	25.179	19.002	100.161									
4	10:06:04.864	<b>1:04.790</b>	20.883	24.868	19.039	108.238									
5	10:07:07.688	<b>1:02.824</b>	20.687	<b>24.200</b>	<b>17.937</b>	<b>112.408</b>									
6	10:08:16.915	<b>1:09.227</b>	<b>20.342</b>	24.300	24.585	108.588									
<b>(151) Callum JACKSON</b>															
1	10:02:46.162			27.029	19.679	105.848									
2	10:03:53.321	<b>1:07.159</b>	23.052	25.434	18.673	107.890									
3	10:04:58.747	<b>1:05.426</b>	<b>21.571</b>	25.581	<b>18.274</b>	<b>108.764</b>									
4	10:06:12.391	<b>1:13.644</b>	21.598	<b>24.955</b>	27.091	108.238									
<b>(64) Martin HENDERSON</b>															
1	10:02:47.563			28.680	19.908	102.611									
2	10:03:56.427	<b>1:08.864</b>	22.952	27.064	<b>18.848</b>	<b>104.692</b>									
3	10:05:04.772	<b>1:08.345</b>	<b>21.747</b>	<b>26.571</b>	20.027	96.005									
4	10:06:17.784	<b>1:13.012</b>	22.000	26.970	24.042	100.460									
5	10:08:40.538	<b>2:22.754</b>	1:30.682	27.881	24.191	101.218	<b>0.472</b>								
<b>(76) Jamie ALDERTON</b>															
1	10:02:44.459			28.049	21.249	89.120									
2	10:03:57.573	<b>1:13.114</b>	25.362	28.118	19.634	100.762									
3	10:05:06.961	<b>1:09.388</b>	<b>22.988</b>	27.350	<b>19.050</b>	107.717									
4	10:06:16.416	<b>1:09.455</b>	23.494	<b>26.473</b>	19.488	107.717									
5	10:07:30.540	<b>1:14.124</b>	23.381	26.726	24.017	<b>108.413</b>									
<b>(117) Joe HENDRIE</b>															
1	10:02:51.935			30.467	<b>21.958</b>	90.932									
2	10:04:14.122	<b>1:22.187</b>	<b>24.680</b>	<b>29.207</b>	28.300	<b>91.427</b>									
<b>(67) Des BURNS</b>															
1	10:02:51.788			<b>29.655</b>	<b>31.021</b>	<b>85.270</b>									
<b>(155) Bryan GILLIS</b>															
1	10:02:55.727			<b>30.193</b>	<b>26.846</b>	<b>96.976</b>									
<b>(86) Matthew DEVLIN</b>															
1	10:03:16.566			<b>37.068</b>	<b>31.731</b>	<b>71.927</b>									

Clerk of the Course.

Sig : Time :

Chief Timekeeper : Ian Sharp (SMART Timing)

Results available at [www.speedhive.com](http://www.speedhive.com) and [www.smart-timing.co.uk](http://www.smart-timing.co.uk)

Printed: 01/09/2018 10:10:18

Orbits



# Qualifying Results

## KMSC National Motorcycle Racing

Sorted on best lap time

Scottish Sidecars

Knockhill 1.267 miles

Warm Up

01/09/2018 10:45

Practice (10:00 Time) started at 10:09:51

Pos	No.	Name	Make/Model	CC	Class	Laps	Best Tm	In Lap	Diff	Avg. Speed
1	29	KERSHAW / CLARK	Kawasaki	LCR 1000	SC	8	59.893	7		68.412
2	15	SHAND / GORDON	Shand	F2 600	SC	8	1:01.845	7	1.952	67.478
3	19	ROBINSON / GRAVEL		LCR F2 600	SC	7	1:03.634	4	3.741	66.482
4	55	O'NEILL / FITZPATRICK	Kawasaki	LCR	SC	7	1:04.775	4	4.882	65.596
5	72	LAWRIE / FAIRHURST	Windle	1000	SC	6	1:04.857	3	4.964	56.620
6	18	BELL / CONNELL	Kawasaki	LCR ZX10R	SC	7	1:05.706	6	5.813	63.611
7	93	KIRKUP / BROWN	Windle Suzuki	600	SC	7	1:05.713	7	5.820	62.887
8	56	McKAY / SZANEL	Ireson Suzuki	750	SC	7	1:07.096	7	7.203	59.247
9	964	ANDERSON / LUPTON	Baker	F1	SC	5	1:07.475	5	7.582	42.504
10	22	LITHGOW / MELVILLE	Shelbourne RR	600	SC	7	1:07.518	6	7.625	62.542
11	27	WARDEN / SCHOLFIELD	AWR	1000	SC	7	1:07.531	6	7.638	62.445
12	7	ZAKARAUSKAS / STEPHEN	Suzuki	LCR F2	SC	6	1:11.377	5	11.484	56.551
13	61	FORREST / McCAULEY	Yamaha	F1 R1	SC	4	1:13.255	3	13.362	52.888
14	11	MAYHEW / TAYLOR	Ireson Honda	600	SC	3	1:14.204	2	14.311	51.179
15	50	BROWNE / BRUNTON	Baker Suzuki	750 F2	SC	6	1:14.804	3	14.911	52.953

Clerk of the Course.

Orbits

Sig : Time :

Chief Timekeeper : Ian Sharp (SMART Timing)

 Results available at [www.speedhive.com](http://www.speedhive.com) and [www.smart-timing.co.uk](http://www.smart-timing.co.uk)

Printed: 01/09/2018 12:41:54







# Qualifying Results

## KMSC National Motorcycle Racing

Sorted on best lap time

Scottish Championship Lightweights

Knockhill 1.267 miles

Warm Up

01/09/2018 11:00

Practice (10:00 Time) started at 10:20:22

Pos	No.	Name	Make/Model	CC	Class	Laps	Best Tm	In Lap	Diff	Avg. Speed
1	155	Scott CAMPBELL	Kawasaki	ER6 650	SL	6	57.964	6		58.211
2	31	Torquil PATERSON	Suzuki	SV650	SL	7	58.936	7	0.972	65.929
3	99	Scott ROBERTSON	Suzuki	SV650	SL	8	59.155	7	1.191	72.552
4	141	Logan TURNER	Suzuki	SV650	SL	8	1:00.002	7	2.038	72.547
5	74	Christine WATSON	Kawasaki	ER6	SL	7	1:00.398	7	2.434	67.446
6	64	Bruce COBBURN	Suzuki	SV650	SL	7	1:01.930	7	3.966	66.564
7	7	Raymond DUGUID	Yamaha	TRX850	SL	7	1:03.142	5	5.178	66.380
8	77	Steven CRICHTON	Suzuki	SV650	SL	7	1:03.257	7	5.293	66.247
9	47	Joel BAVIDGE	Suzuki	SV650	SL	7	1:03.532	6	5.568	67.894
10	12	Jimmy MUIR	Yamaha	FZR400	SL	7	1:05.870	6	7.906	64.818
11	48	James RUSSELL	Kawasaki	ER6	SL	6	1:05.956	4	7.992	64.428
12	800	Gordon CLARK	Kawasaki	ER6 650	SL	4	1:07.862	3	9.898	61.834

Clerk of the Course.

Orbits

Sig : Time :

Chief Timekeeper : Ian Sharp (SMART Timing)

Results available at [www.speedhive.com](http://www.speedhive.com) and [www.smart-timing.co.uk](http://www.smart-timing.co.uk)

Printed: 01/09/2018 10:30:19





**KMSC National Motorcycle Racing**

Scottish Championship Formula 600

Knockhill 1.267 miles

Race 1 - 1st Race

01/09/2018 13:45

Race (10 Laps)

POLE POSITION

<b>1</b>	<b>1</b> 64 Sam MUNRO 51.665	<b>2</b> 69 Rory SKINNER 51.950	<b>3</b> 1 Bruce BIRNIE 52.782
<b>2</b>	<b>4</b> 2 Lewis PATERSON 53.351	<b>5</b> 8 Jon DICKIE 53.544	<b>6</b> 12 William MONIE 53.557
<b>3</b>	<b>7</b> 26 Alan McGREGOR 54.049	<b>8</b> 55 James McLAREN 54.152	<b>9</b> 61 Siobhan FLYNN 54.622
<b>4</b>	<b>10</b> 11 Patrick FORMAN 54.730	<b>11</b> 87 Steven ALLISON 54.862	<b>12</b> 5 Simon SMAIL 54.892
<b>5</b>	<b>13</b> 91 Lewis SHAND 54.934	<b>14</b> 38 Graeme BARR 55.418	<b>15</b> 17 Phil STEWART 55.805
<b>6</b>	<b>16</b> 50 Calum JACKSON 56.409	<b>17</b> 58 Barry STEWART 56.484	<b>18</b> 23 Graeme MacLEOD 56.625
<b>7</b>	<b>19</b> 271 Josh HODGE 56.786	<b>20</b> 48 Mark FARRELL 57.159	<b>21</b> 28 Paul BOWERBANK 57.175
<b>8</b>	<b>22</b> 27 Andrew DONALD 57.370	<b>23</b> 52 John HODGE 57.424	<b>24</b> 92 Christopher SCOTT 57.557
<b>9</b>	<b>25</b> 45 Adam SIMPSON 57.851	<b>26</b> 84 Louis ARTHUR 58.320	<b>27</b> 82 Scott SMITH 59.869
<b>10</b>	<b>28</b> 179 Jimmy ROTHERY 1:02.171	<b>29</b> 7 Peter DUNCAN	

Clerk of the Course.

Sig : Time :

Chief Timekeeper : Ian Sharp (SMART Timing)

Results available at [www.speedhive.com](http://www.speedhive.com) and [www.smart-timing.co.uk](http://www.smart-timing.co.uk)

Orbits



**KMSC National Motorcycle Racing**

Scottish Championship Formula 600

Knockhill 1.267 miles

Race 22 - 2nd Race

02/09/2018 13:30

Race (10 Laps)

POLE POSITION

<b>1</b>	<b>1</b> 64 Sam MUNRO 51.665	<b>2</b> 69 Rory SKINNER 51.950	<b>3</b> 1 Bruce BIRNIE 52.782
<b>2</b>	<b>4</b> 2 Lewis PATERSON 53.351	<b>5</b> 8 Jon DICKIE 53.544	<b>6</b> 12 William MONIE 53.557
<b>3</b>	<b>7</b> 26 Alan McGREGOR 54.049	<b>8</b> 55 James McLAREN 54.152	<b>9</b> 61 Siobhan FLYNN 54.622
<b>4</b>	<b>10</b> 11 Patrick FORMAN 54.730	<b>11</b> 87 Steven ALLISON 54.862	<b>12</b> 5 Simon SMAIL 54.892
<b>5</b>	<b>13</b> 91 Lewis SHAND 54.934	<b>14</b> 38 Graeme BARR 55.418	<b>15</b> 17 Phil STEWART 55.805
<b>6</b>	<b>16</b> 50 Calum JACKSON 56.409	<b>17</b> 58 Barry STEWART 56.484	<b>18</b> 23 Graeme MacLEOD 56.625
<b>7</b>	<b>19</b> 271 Josh HODGE 56.786	<b>20</b> 48 Mark FARRELL 57.159	<b>21</b> 28 Paul BOWERBANK 57.175
<b>8</b>	<b>22</b> 27 Andrew DONALD 57.370	<b>23</b> 52 John HODGE 57.424	<b>24</b> 92 Christopher SCOTT 57.557
<b>9</b>	<b>25</b> 45 Adam SIMPSON 57.851	<b>26</b> 84 Louis ARTHUR 58.320	<b>27</b> 82 Scott SMITH 59.869
<b>10</b>	<b>28</b> 179 Jimmy ROTHERY 1:02.171	<b>29</b> 7 Peter DUNCAN	

Clerk of the Course.

Sig : Time :

Chief Timekeeper : Ian Sharp (SMART Timing)

Results available at [www.speedhive.com](http://www.speedhive.com) and [www.smart-timing.co.uk](http://www.smart-timing.co.uk)

Printed: 01/09/2018 10:48:02

Orbits







## KMSC National Motorcycle Racing

Scottish Championship Formula 600

Knockhill 1.267 miles

Qualifying

01/09/2018 11:15

Practice (10:00 Time) started at 10:30:14

Lap	Time of Day	Lap Tm	S1	S2	S3	S3Spd	SFSpd	Lap	Time of Day	Lap Tm	S1	S2	S3	S3Spd	SFSpd
<b>(23) Graeme MacLEOD</b>								<b>(82) Scott SMITH</b>							
1	10:32:57.006			24.176	17.516	114.910		1	10:40:20.919			24.768	17.671	111.105	
2	10:34:00.475	<b>1:03.469</b>	19.722	22.626	21.121	115.305		2	10:41:21.431	<b>1:00.512</b>	19.952	23.400	17.160	113.166	
3	10:40:10.942	<b>6:10.467</b>	5:31.659	22.285	16.523	118.565		3	10:42:21.300	<b>59.869</b>	19.877	<b>23.149</b>	<b>16.843</b>	<b>113.935</b>	
4	10:41:08.429	<b>57.487</b>	19.373	21.894	<b>16.220</b>	<b>119.621</b>		<b>(179) Jimmy ROTHERY</b>							
5	10:42:05.054	<b>56.625</b>	<b>18.611</b>	<b>21.532</b>	16.482	119.621		1	10:31:31.566				18.365	108.764	
<b>(271) Josh HODGE</b>								2	10:32:34.180	<b>1:02.614</b>			18.128	110.922	
1	10:31:16.693			23.260	17.280	120.049		3	10:33:39.581	<b>1:05.401</b>			18.985	<b>112.976</b>	
2	10:32:15.391	<b>58.698</b>	20.076	22.097	16.525	123.360		4	10:40:21.046	<b>4:04.024</b>			17.884	110.012	
3	10:33:13.727	<b>58.336</b>	19.832	22.069	16.435	123.815		5	10:41:23.410	<b>1:02.364</b>			<b>17.680</b>	111.474	
4	10:34:11.892	<b>58.165</b>	19.507	21.995	16.663	121.572		6	10:42:25.581	<b>1:02.171</b>			17.911	111.290	
5	10:40:02.345	<b>4:38.647</b>		21.697	<b>16.070</b>	122.908		<b>(7) Peter DUNCAN</b>							
6	10:40:59.443	<b>57.098</b>			16.161	123.133		1	10:33:12.160			<b>23.605</b>	<b>25.434</b>	<b>112.408</b>	
7	10:41:56.229	<b>56.786</b>	19.045	21.601	16.140	<b>124.968</b>									
<b>(48) Mark FARRELL</b>															
1	10:33:08.278			24.457	17.864	111.660									
2	10:34:08.960	<b>1:00.682</b>	19.954	23.233	17.495	118.147									
3	10:40:09.716	<b>4:44.154</b>		22.493	16.804	121.572									
4	10:41:06.875	<b>57.159</b>		21.753	<b>16.074</b>	<b>123.815</b>									
5	10:42:04.037	<b>57.162</b>	<b>18.954</b>	<b>21.693</b>	16.515	121.133									
<b>(28) Paul BOWERBANK</b>															
1	10:32:38.282			23.704	17.208	119.409									
2	10:33:38.640	<b>1:00.358</b>	19.806	22.973	17.579	118.147									
3	10:40:12.140	<b>4:10.655</b>		22.278	16.920	122.459									
4	10:41:09.920	<b>57.780</b>	19.275	21.691	16.814	123.360									
5	10:42:07.095	<b>57.175</b>	<b>19.029</b>	<b>21.685</b>	<b>16.461</b>	<b>124.273</b>									
<b>(27) Andrew DONALD</b>															
1	10:33:38.253			24.446	18.264	112.976									
2	10:40:28.966	<b>4:21.967</b>		24.582	17.029	116.103									
3	10:41:27.053	<b>58.087</b>	19.463	22.223	<b>16.401</b>	118.147									
4	10:42:24.423	<b>57.370</b>	19.047	<b>21.912</b>	16.411	<b>120.049</b>									
<b>(52) John HODGE</b>															
1	10:31:29.877			24.080	17.011	116.709									
2	10:32:28.002	<b>58.125</b>	19.393	22.363	<b>16.369</b>	<b>119.409</b>									
3	10:33:25.922	<b>57.920</b>	19.195	22.240	16.485	117.733									
4	10:34:23.346	<b>57.424</b>	<b>18.937</b>	<b>21.933</b>	16.554	117.116									
5	10:40:16.578	<b>4:36.865</b>		23.162	17.738	116.912									
6	10:41:14.671	<b>58.093</b>	19.408	22.214	16.471	118.147									
7	10:42:12.482	<b>57.811</b>	19.184	22.189	16.438	117.940									
<b>(92) Christopher SCOTT</b>															
1	10:31:59.180			24.105	17.889	117.116									
2	10:32:58.835	<b>59.655</b>	20.085	22.773	16.797	119.835									
3	10:33:57.411	<b>58.576</b>	19.477	22.436	16.663	<b>122.014</b>									
4	10:41:39.371	<b>6:37.201</b>		22.688	16.364	120.049									
5	10:42:36.928	<b>57.557</b>		<b>22.004</b>	<b>16.183</b>	121.133									
<b>(45) Adam SIMPSON</b>															
1	10:31:28.684			24.656	16.814	117.733									
2	10:32:26.535	<b>57.851</b>	19.301	22.035	<b>16.515</b>	121.572									
3	10:33:26.573	<b>1:00.038</b>	19.253	23.345	17.440	117.733									
4	10:34:25.815	<b>59.242</b>	19.597	<b>22.003</b>	17.642	120.049									
5	10:40:13.451	<b>4:33.068</b>		23.026	16.812	115.703									
6	10:41:13.060	<b>59.609</b>	20.463	22.551	16.595	119.196									
7	10:42:11.290	<b>58.230</b>	19.451	22.156	16.623	<b>122.459</b>									
<b>(84) Louis ARTHUR</b>															
1	10:31:31.981			24.431	17.383	110.012									
2	10:32:32.950	<b>1:00.969</b>	20.412	23.691	16.866	113.742									
3	10:33:35.179	<b>1:02.229</b>	21.181	23.615	17.433	110.374									
4	10:34:35.553	<b>1:00.374</b>	20.095	22.827	17.452	115.504									
5	10:40:14.910	<b>4:10.386</b>		23.353	16.718	112.408									
6	10:41:13.231	<b>58.321</b>	19.405	22.434	16.482	116.709									
7	10:42:11.551	<b>58.320</b>	19.558	22.315	<b>16.447</b>	117.321									

Clerk of the Course.

Orbits

Sig :

Time :

Chief Timekeeper : Ian Sharp (SMART Timing)

 Results available at [www.speedhive.com](http://www.speedhive.com) and [www.smart-timing.co.uk](http://www.smart-timing.co.uk)


# Qualifying Results

## KMSC National Motorcycle Racing

Sorted on best lap time

Scottish Championship Formula 600

Knockhill 1.267 miles

Qualifying

01/09/2018 11:15

Practice (10:00 Time) started at 10:30:14

Pos	No.	Name	Make/Model	CC	Class	Laps	Best Tm	In Lap	Diff	Avg. Speed
1	64	Sam MUNRO	Kawasaki	ZX6R 600	S6	8	51.665	8		75.909
2	69	Rory SKINNER	Kawasaki	ZX6R	S6	3	51.950	3	0.285	81.748
3	1	Bruce BIRNIE	Kawasaki	ZX6	S6	8	52.782	7	1.117	76.259
4	2	Lewis PATERSON	Yamaha	R6 600	S6	8	53.351	8	1.686	75.328
5	8	Jon DICKIE	Yamaha	R6 600	S6	6	53.544	5	1.879	56.286
6	12	William MONIE	Suzuki	GSXR600	S6	7	53.557	7	1.892	72.795
7	26	Alan McGREGOR	Kawasaki	ZX6	S6	8	54.049	7	2.384	74.707
8	55	James McLAREN	Suzuki	GSXR600	S6	8	54.152	7	2.487	74.071
9	61	Siobhan FLYNN	Yamaha	R6 600	S6	6	54.622	5	2.957	55.643
10	11	Patrick FORMAN	Kawasaki	ZX6R 600	S6	7	54.730	7	3.065	65.279
11	87	Steven ALLISON	Kawasaki	ZX6R 600	S6	7	54.862	6	3.197	64.996
12	5	Simon SMAIL	Triumph	Daytona 675R	S6	8	54.892	8	3.227	74.415
13	91	Lewis SHAND	Yamaha	R6 600	S6	6	54.934	6	3.269	55.308
14	38	Graeme BARR	Triumph	675R	S6	8	55.418	7	3.753	73.847
15	17	Phil STEWART	Yamaha	R6 600	S6	6	55.805	5	4.140	59.654
16	50	Calum JACKSON	Triumph	Daytona 675	S6	7	56.409	7	4.744	71.839
17	58	Barry STEWART	Kawasaki	ZX6R 600	S6	7	56.484	4	4.819	72.164
18	23	Graeme MacLEOD	Suzuki	GSXR600	S6	5	56.625	5	4.960	51.250
19	271	Josh HODGE	Yamaha	R6	S6	7	56.786	7	5.121	73.202
20	48	Mark FARRELL	Yamaha	R6 600	S6	5	57.159	4	5.494	51.367
21	28	Paul BOWERBANK	Yamaha	R6 600	S6	5	57.175	5	5.510	51.016
22	27	Andrew DONALD	Kawasaki	ZX6R 600	S6	4	57.370	4	5.705	39.290
23	52	John HODGE	Kawasaki	ZX6R	S6	7	57.424	4	5.759	70.572
24	92	Christopher SCOTT	Yamaha	R6 600	S6	5	57.557	5	5.892	47.824
25	45	Adam SIMPSON	Yamaha	R6	S6	7	57.851	2	6.186	70.758
26	84	Louis ARTHUR	Yamaha	R6 600	S6	7	58.320	7	6.655	70.717
27	82	Scott SMITH	Suzuki	GSXR600	S6	3	59.869	3	8.204	29.667
28	179	Jimmy ROTHERY	Triumph	675	S6	6	1:02.171	6	10.506	58.788
29	7	Peter DUNCAN	Triumph	Daytona 675R	S6	1		0		25.693

Clerk of the Course.

Orbits

Sig : Time :  
Chief Timekeeper : Ian Sharp (SMART Timing)

Results available at [www.speedhive.com](http://www.speedhive.com) and [www.smart-timing.co.uk](http://www.smart-timing.co.uk)

Printed: 01/09/2018 10:46:35



# Qualifying Results

**KMSC National Motorcycle Racing**
**Sorted on best lap time**
**National CB500's**
**Knockhill 1.267 miles**
**Qualifying**
**01/09/2018 11:30**
**Practice (10:00 Time) started at 10:47:42**

Pos	No.	Name	Make/Model	CC	Class	Laps	Best Tm	In Lap	Diff	Avg. Speed
1	87	Jodie CHALK	Honda	CB500	CB	10	59.722	6		70.818
2	13	Andrew BARTON	Honda	CB500	CB	7	59.966	5	0.244	73.850
3	144	Keith SHEPHERD	Honda	CB500	CB	10	59.999	10	0.277	74.418
4	48	Allan BROOKBANKS	Honda	CB500	CB	9	1:00.682	8	0.960	72.045
5	23	Ross McCLEARY	Honda	CB500	CB	10	1:00.737	8	1.015	73.231
6	101	Colin MOONEY	Honda	CB500	CB	10	1:01.494	8	1.772	72.586
7	26	Raymond REID	Honda	CB500	CB	8	1:01.809	6	2.087	70.560
8	35	Daryn PETERS	Honda	CB500	CB	10	1:02.001	7	2.279	71.673
9	47	Steve KAIN	Honda	CB500	CB	9	1:02.849	7	3.127	67.864
10	126	Martin BULMAN	Honda	CB500	CB	10	1:03.112	6	3.390	70.767
11	7	Colvin DENHOLM	Honda	CB500	CB	10	1:03.302	10	3.580	70.446
12	88	Kevin LIDDLE	Honda	CB500	CB	10	1:03.846	3	4.124	70.004
13	114	Martin CURRAH	Honda	CB500	CB	10	1:03.917	5	4.195	69.121
14	73	Fraser CAMERON	Honda	CB500	CB	10	1:04.097	7	4.375	68.753
15	31	Mark NIMMO	Honda	CB500	CB	9	1:04.222	5	4.500	68.246
16	16	Gerry KEIRNAN	Honda	CB500	CB	9	1:04.845	7	5.123	67.870
17	222	Colin READ	Honda	CB500	CB	9	1:05.302	8	5.580	67.784
18	57	Chris MANAGHAN	Honda	CB500	CB	9	1:05.748	9	6.026	65.583
19	55	Allan McCLEARY	Honda	CB500	CB	9	1:06.136	8	6.414	66.031
20	58	Ross ALLAN	Honda	CB500	CB	9	1:06.339	8	6.617	66.957
21	8	Cameron STEWART	Honda	CB500	CB	9	1:07.336	9	7.614	65.908
22	96	Andrew KIRKWOOD	Honda	CB500	CB	9	1:08.183	5	8.461	65.206

Clerk of the Course.

Orbits

Sig : Time :

Chief Timekeeper : Ian Sharp (SMART Timing)

 Results available at [www.speedhive.com](http://www.speedhive.com) and [www.smart-timing.co.uk](http://www.smart-timing.co.uk)

Printed: 01/09/2018 11:08:10





## KMSC National Motorcycle Racing

National CB500's

Knockhill 1.267 miles

Qualifying

01/09/2018 11:30

Practice (10:00 Time) started at 10:47:42

Lap	Time of Day	Lap Tm	S1	S2	S3	S3Spd	SFSpd
10	10:58:42.568	<b>1:04.300</b>	21.174	<b>24.062</b>	19.064	96.005	
<b>(73) Fraser CAMERON</b>							
1	10:48:57.994			25.949	19.633	90.564	
2	10:50:03.331	<b>1:05.337</b>	21.646	24.127	19.564	93.595	
3	10:51:08.756	<b>1:05.425</b>	21.674	24.581	19.170	91.677	
4	10:52:13.478	<b>1:04.722</b>	21.745	24.132	18.845	92.818	
5	10:53:18.558	<b>1:05.080</b>	21.634	24.637	18.809	92.562	
6	10:54:22.824	<b>1:04.266</b>	21.501	24.135	18.630	<b>94.120</b>	
7	10:55:26.921	<b>1:04.097</b>	<b>21.431</b>	<b>24.089</b>	<b>18.577</b>	93.335	
8	10:56:31.333	<b>1:04.412</b>	21.557	24.118	18.737	93.595	
9	10:57:36.536	<b>1:05.203</b>	21.620	24.380	19.203	91.928	
10	10:58:46.104	<b>1:09.568</b>	21.669	24.469	23.430	93.726	

Lap	Time of Day	Lap Tm	S1	S2	S3	S3Spd	SFSpd
<b>(31) Mark NIMMO</b>							
1	10:49:02.141			26.461	20.449	92.181	
2	10:50:08.208	<b>1:06.067</b>	22.042	25.102	18.923	<b>93.465</b>	
3	10:51:12.612	<b>1:04.404</b>	21.436	24.081	<b>18.887</b>	92.947	
4	10:52:17.710	<b>1:05.098</b>	21.293	24.744	19.061	90.686	
5	10:53:21.932	<b>1:04.222</b>	21.160	<b>24.067</b>	18.995	90.198	
6	10:54:26.453	<b>1:04.521</b>	<b>20.925</b>	24.442	19.154	88.416	
7	10:55:32.984	<b>1:06.531</b>	21.424	24.307	20.800	87.266	
8	10:56:38.775	<b>1:05.791</b>	21.372	24.588	19.831	85.596	
9	10:57:44.198	<b>1:05.423</b>	21.337	24.528	19.558	86.257	

Lap	Time of Day	Lap Tm	S1	S2	S3	S3Spd	SFSpd
<b>(16) Gerry KEIRNAN</b>							
1	10:49:02.042			27.921	19.933	93.205	
2	10:50:08.896	<b>1:06.854</b>	21.813	25.971	19.070	95.323	
3	10:51:15.208	<b>1:06.312</b>	21.818	25.224	19.270	94.785	
4	10:52:20.877	<b>1:05.669</b>	21.566	25.077	19.026	<b>95.595</b>	
5	10:53:27.313	<b>1:06.436</b>	22.061	25.349	19.026	92.562	
6	10:54:32.396	<b>1:05.083</b>	<b>21.339</b>	24.899	18.845	95.323	
7	10:55:37.241	<b>1:04.845</b>	21.388	<b>24.635</b>	18.822	95.188	
8	10:56:42.313	<b>1:05.072</b>	21.575	24.753	18.744	94.518	
9	10:57:47.535	<b>1:05.222</b>	21.384	25.149	<b>18.689</b>	93.857	

Lap	Time of Day	Lap Tm	S1	S2	S3	S3Spd	SFSpd
<b>(222) Colin READ</b>							
1	10:49:00.767			27.422	19.680	90.932	
2	10:50:07.861	<b>1:07.094</b>	22.271	25.655	19.168	90.564	
3	10:51:14.336	<b>1:06.475</b>	21.936	<b>24.903</b>	19.636	91.677	
4	10:52:20.501	<b>1:06.165</b>	21.739	25.231	19.195	90.809	
5	10:53:25.980	<b>1:05.479</b>	21.517	24.919	19.043	90.932	
6	10:54:31.325	<b>1:05.345</b>	21.424	25.010	18.911	91.055	
7	10:55:37.502	<b>1:06.177</b>	21.552	25.469	19.156	90.809	
8	10:56:42.804	<b>1:05.302</b>	21.534	24.947	<b>18.821</b>	<b>92.181</b>	
9	10:57:48.296	<b>1:05.492</b>	<b>21.346</b>	25.127	19.019	91.552	

Lap	Time of Day	Lap Tm	S1	S2	S3	S3Spd	SFSpd
<b>(57) Chris MANAGHAN</b>							
1	10:49:11.914			27.636	20.236	89.239	
2	10:50:19.461	<b>1:07.547</b>	<b>21.514</b>	26.587	19.446	90.809	
3	10:51:26.802	<b>1:07.341</b>	21.654	26.410	19.277	91.802	
4	10:52:33.660	<b>1:06.858</b>	21.760	25.906	19.192	93.988	
5	10:53:40.304	<b>1:06.644</b>	21.706	25.884	<b>19.054</b>	93.595	
6	10:54:46.963	<b>1:06.659</b>	21.842	25.398	19.419	<b>94.651</b>	
7	10:55:55.487	<b>1:08.524</b>	22.524	26.177	19.823	92.435	
8	10:57:02.875	<b>1:07.388</b>	22.322	25.900	19.166	93.595	
9	10:58:08.623	<b>1:05.748</b>	21.540	<b>25.140</b>	19.068	94.252	

Lap	Time of Day	Lap Tm	S1	S2	S3	S3Spd	SFSpd
<b>(55) Allan McCLEARY</b>							
1	10:49:03.670			28.094	21.017	86.035	
2	10:50:12.069	<b>1:08.399</b>	22.618	25.814	19.967	91.303	
3	10:51:24.494	<b>1:12.425</b>	22.886	29.583	19.956	84.200	
4	10:52:31.357	<b>1:06.863</b>	22.299	<b>25.242</b>	19.322	92.054	
5	10:53:37.702	<b>1:06.345</b>	21.879	25.389	19.077	92.054	
6	10:54:44.279	<b>1:06.577</b>	22.053	25.287	19.237	91.179	
7	10:55:51.398	<b>1:07.119</b>	22.020	25.589	19.510	91.303	
8	10:56:57.534	<b>1:06.136</b>	<b>21.822</b>	25.380	<b>18.934</b>	<b>93.335</b>	
9	10:58:04.379	<b>1:06.845</b>	22.155	25.424	19.266	90.809	

Lap	Time of Day	Lap Tm	S1	S2	S3	S3Spd	SFSpd
<b>(58) Ross ALLAN</b>							
1	10:48:56.297			25.643	20.061	89.239	
2	10:50:03.004	<b>1:06.707</b>	22.144	25.206	19.357	90.320	
3	10:51:09.956	<b>1:06.952</b>	22.657	25.040	19.255	90.809	
4	10:52:16.464	<b>1:06.508</b>	22.049	25.240	<b>19.219</b>	89.836	

Clerk of the Course.

Sig : Time :

Chief Timekeeper : Ian Sharp (SMART Timing)

Results available at [www.speedhive.com](http://www.speedhive.com) and [www.smart-timing.co.uk](http://www.smart-timing.co.uk)

Printed: 01/09/2018 11:08:29

Orbits



## KMSC National Motorcycle Racing

National CB500's

Knockhill 1.267 miles

Race 2 - 1st Race

01/09/2018 14:05

Race (10 Laps)

POLE POSITION

<b>1</b>	<b>1</b> 87 Jodie CHALK 59.722	<b>2</b> 13 Andrew BARTON 59.966	<b>3</b> 144 Keith SHEPHERD 59.999
<b>2</b>	<b>4</b> 48 Allan BROOKBANKS 1:00.682	<b>5</b> 23 Ross McCLEARY 1:00.737	<b>6</b> 101 Colin MOONEY 1:01.494
<b>3</b>	<b>7</b> 26 Raymond REID 1:01.809	<b>8</b> 35 Daryn PETERS 1:02.001	<b>9</b> 47 Steve KAIN 1:02.849
<b>4</b>	<b>10</b> 126 Martin BULMAN 1:03.112	<b>11</b> 7 Colvin DENHOLM 1:03.302	<b>12</b> 88 Kevin LIDDLE 1:03.846
<b>5</b>	<b>13</b> 114 Martin CURRAH 1:03.917	<b>14</b> 73 Fraser CAMERON 1:04.097	<b>15</b> 31 Mark NIMMO 1:04.222
<b>6</b>	<b>16</b> 16 Gerry KEIRNAN 1:04.845	<b>17</b> 222 Colin READ 1:05.302	<b>18</b> 57 Chris MANAGHAN 1:05.748
<b>7</b>	<b>19</b> 55 Allan McCLEARY 1:06.136	<b>20</b> 58 Ross ALLAN 1:06.339	<b>21</b> 8 Cameron STEWART 1:07.336
<b>8</b>	<b>22</b> 96 Andrew KIRKWOOD 1:08.183		

Clerk of the Course.

Sig : Time :

Chief Timekeeper : Ian Sharp (SMART Timing)

Results available at [www.speedhive.com](http://www.speedhive.com) and [www.smart-timing.co.uk](http://www.smart-timing.co.uk)

Printed: 01/09/2018 11:07:43

Orbits





# Qualifying Results

## KMSC National Motorcycle Racing

Sorted on best lap time

KMSC 125's &amp; KMSC Formula 400's

Knockhill 1.267 miles

Qualifying

01/09/2018 11:45

Practice (10:00 Time) started at 11:00:12

Pos	No.	Name	Make/Model	CC	Class	Laps	Best Tm	In Lap	Diff	Avg. Speed
1	69	Mark BOWRAN	Kawasaki	ZXR400	F400	9	57.850	6		75.341
2	58	James McLAREN	Suzuki	GSXR600	F400	10	59.338	10	1.488	75.275
3	22	Ross MAGUIRE	Aprilia	RS125	F125	10	1:01.127	9	3.277	73.447
4	118	Rod WALKER	Kawasaki	ZXR400	F400	9	1:03.157	6	5.307	69.617
5	33	Declan CONNELL	Aprilia	RS125	F125	9	1:03.272	8	5.422	68.171
6	99	Marc GIBSON	Kawasaki	ZXR400	F400	9	1:03.480	8	5.630	66.251
7	122	Logan TURNER	Aprilia	RS125	F125	9	1:03.862	6	6.012	68.119
8	12	Jimmy MUIR	Aprilia	RS125	F125	9	1:05.326	4	7.476	67.835
9	179	Jimmy ROTHERY	Yamaha	FZR400	F400	9	1:05.881	3	8.031	67.929
10	55	Owen PATERSON	Aprilia	RS125	F125	9	1:07.499	8	9.649	63.950
11	78	Ana De SOUZA	Kawasaki	ZX6	S6	8	1:12.425	6	14.575	59.994
12	590	Ian AITKEN	Suzuki	GSXR 400	F400	8	1:13.788	6	15.938	59.425
13	19	Fletcher McINALLY	Aprilia	RS125	F125	6	1:27.484	6	29.634	45.924

Clerk of the Course.

Orbits

Sig : Time :

Chief Timekeeper : Ian Sharp (SMART Timing)

Results available at [www.speedhive.com](http://www.speedhive.com) and [www.smart-timing.co.uk](http://www.smart-timing.co.uk)

Printed: 01/09/2018 11:13:41







## KMSC National Motorcycle Racing

KMSC 125's &amp; KMSC Formula 400's

Knockhill 1.267 miles

Race 3 - 1st Race

01/09/2018 14:25

Race (10 Laps)

POLE POSITION

**1**
**1**

 69 Mark BOWRAN  
57.850

**2**

 58 James McLAREN  
59.338

**3**

 22 Ross MAGUIRE  
1:01.127

**2**
**4**

 118 Rod WALKER  
1:03.157

**5**

 33 Declan CONNELL  
1:03.272

**6**

 99 Marc GIBSON  
1:03.480

**3**
**7**

 122 Logan TURNER  
1:03.862

**8**

 12 Jimmy MUIR  
1:05.326

**9**

 179 Jimmy ROTHERY  
1:05.881

**4**
**10**

 55 Owen PATERSON  
1:07.499

**11**

 78 Ana De SOUZA  
1:12.425

**12**

 590 Ian AITKEN  
1:13.788

**5**
**13**

 19 Fletcher McINALLY  
1:27.484

Clerk of the Course.

Sig :                      Time :

Chief Timekeeper : Ian Sharp (SMART Timing)

 Results available at [www.speedhive.com](http://www.speedhive.com) and [www.smart-timing.co.uk](http://www.smart-timing.co.uk)

Orbits



# Qualifying Results

## KMSC National Motorcycle Racing

Sorted on best lap time

Scottish Pre-Injection 600

Knockhill 1.267 miles

Qualifying

01/09/2018 12:00

Practice (10:00 Time) started at 11:12:48

Pos	No.	Name	Make/Model	CC	Class	Laps	Best Tm	In Lap	Diff	Avg. Speed
1	41	Kieran MURRAY	Yamaha	R6 600	PI6	11	53.454	8		78.230
2	15	Jon DICKIE	Yamaha	R6 600	PI6	8	54.202	5	0.748	81.031
3	8	Patryk MOTYKA	Yamaha	R6 600	PI6	10	54.439	5	0.985	78.759
4	26	Alan McGREGOR			PI6	10	54.466	6	1.012	79.113
5	22	William MASON	Yamaha	R6 600	PI6	9	54.581	5	1.127	79.686
6	21	Andy LOCK	Yamaha	R6 600	PI6	11	54.714	7	1.260	81.426
7	54	Cameron ROBB	Yamaha	R6 600	PI6	10	55.040	7	1.586	78.499
8	38	Mark LANGLANDS	Yamaha	R6 600	PI6	11	55.451	4	1.997	78.458
9	75	Harry PULLAR	Yamaha	R6 600	PI6	8	55.526	6	2.072	74.970
10	60	Dougie BROWN	Yamaha	R6 600	PI6	8	56.005	5	2.551	77.076
11	11	Ross WATTS	Yamaha	R6 600	PI6	7	56.331	6	2.877	77.434
12	70	Simon HARDY	Yamaha	R6 600	PI6	5	56.906	4	3.452	73.727
13	34	Darren GREENE	Yamaha	R6 600	PI6	6	57.038	4	3.584	74.770
14	47	Chris CLEMENTS	Yamaha	R6 600	PI6	9	57.514	8	4.060	73.763
15	126	Martin BULMAN	Honda	CBR600FX	PI6	10	57.758	6	4.304	76.478
16	61	Douglas ROTHNIE	Yamaha	R6 5EB	PI6	10	58.804	4	5.350	74.943
17	23	Paul REID	Honda	CBR600	PI6	10	1:00.240	7	6.786	73.200
18	73	Fraser CAMERON	Yamaha		PI6	5	1:00.252	3	6.798	55.846
19	118	Craig MOFFAT	Yamaha	R6 600	PI6	8	1:00.764	5	7.310	71.360
20	45	Gerry SULLIVAN	Kawasaki	ZX6R 600	PI6	8	1:02.371	5	8.917	69.992
21	31	Darren ANDERSON	Kawasaki	ZXR 600	PI6	10	1:02.913	7	9.459	70.257
22	179	Jimmy ROTHERY	Triumph	675	S6			0		-

Clerk of the Course.

Orbits

Sig : Time :  
Chief Timekeeper : Ian Sharp (SMART Timing)  
Results available at [www.speedhive.com](http://www.speedhive.com) and [www.smart-timing.co.uk](http://www.smart-timing.co.uk)





## KMSC National Motorcycle Racing

Scottish Pre-Injection 600

Knockhill 1.267 miles

Qualifying

01/09/2018 12:00

Practice (10:00 Time) started at 11:12:48

Lap	Time of Day	Lap Tm	S1	S2	S3	S3Spd	SFSpd	Lap	Time of Day	Lap Tm	S1	S2	S3	S3Spd	SFSpd
7	11:19:58.979	<b>57.826</b>	19.174	21.982	16.670	<b>120.049</b>		7	11:20:23.768	<b>1:02.913</b>	<b>21.024</b>	23.754	18.135	109.474	
8	11:20:56.493	<b>57.514</b>	<b>18.863</b>	<b>21.974</b>	16.677	119.621		8	11:21:26.696	<b>1:02.928</b>	21.306	<b>23.080</b>	18.542	<b>110.739</b>	
9	11:22:04.824	<b>1:08.331</b>	20.680	24.882	22.769	95.053		9	11:22:29.730	<b>1:03.034</b>	21.728	23.428	<b>17.878</b>	109.296	
								10	11:23:37.520	<b>1:07.790</b>	21.862	23.615	22.313	109.296	

(126) Martin BULMAN

1	11:13:56.531				18.164	108.413	
2	11:14:58.767	<b>1:02.236</b>			17.475	109.832	
3	11:15:57.504	<b>58.737</b>			16.880	114.714	
4	11:16:55.748	<b>58.244</b>			16.859	114.518	
5	11:17:53.680	<b>57.932</b>			16.605	113.549	
6	11:18:51.438	<b>57.758</b>			16.875	<b>115.903</b>	
7	11:19:49.557	<b>58.119</b>			17.098	115.305	
8	11:20:48.672	<b>59.115</b>			17.220	111.105	
9	11:21:46.708	<b>58.036</b>			16.636	113.166	
10	11:22:44.706	<b>57.998</b>			<b>16.602</b>	114.518	

(61) Douglas ROTHNIE

1	11:13:59.624			24.046	17.731	113.742	
2	11:14:59.591	<b>59.967</b>			17.586	114.518	
3	11:16:00.189	<b>1:00.598</b>	20.070	23.696	16.832	114.323	
4	11:16:58.993	<b>58.804</b>	19.398	<b>21.974</b>	17.432	107.544	
5	11:17:58.155	<b>59.162</b>	19.658	22.316	17.188	113.166	
6	11:18:57.116	<b>58.961</b>	19.610	22.578	<b>16.773</b>	114.129	
7	11:19:56.923	<b>59.807</b>	20.272	22.157	17.378	<b>117.116</b>	
8	11:20:55.979	<b>59.056</b>	<b>19.369</b>	22.429	17.258	116.506	
9	11:21:56.771	<b>1:00.792</b>	20.381	23.182	17.229	115.703	
10	11:22:56.920	<b>1:00.149</b>	20.398	22.855	16.896	114.714	

(23) Paul REID

1	11:13:55.922			24.126	18.135	108.941	
2	11:14:58.973	<b>1:03.051</b>	20.993	24.052	18.006	111.474	
3	11:16:01.891	<b>1:02.918</b>	20.510	23.929	18.479	113.166	
4	11:17:03.353	<b>1:01.462</b>	20.634	<b>23.620</b>	17.208	114.129	
5	11:18:04.975	<b>1:01.622</b>	20.581	23.992	17.049	115.305	
6	11:19:05.673	<b>1:00.698</b>	<b>19.787</b>	23.781	17.130	<b>116.506</b>	
7	11:20:05.913	<b>1:00.240</b>	20.018	23.682	<b>16.540</b>	114.518	
8	11:21:07.446	<b>1:01.533</b>	20.216	23.887	17.430	114.323	
9	11:22:10.190	<b>1:02.744</b>	20.344	24.642	17.758	108.588	
10	11:23:11.413	<b>1:01.223</b>	20.138	23.689	17.396	113.742	

(73) Fraser CAMERON

1	11:14:03.351			24.018	18.213	112.033	
2	11:15:04.737	<b>1:01.386</b>	20.968	23.418	17.000	112.408	
3	11:16:04.989	<b>1:00.252</b>	<b>20.572</b>	22.956	<b>16.724</b>	115.703	
4	11:17:14.583	<b>1:09.594</b>	20.998	23.051	25.545	110.374	
5	11:19:36.680	<b>2:22.097</b>	1:39.193	<b>22.544</b>	20.360	<b>116.506</b>	

(118) Craig MOFFAT

1	11:14:06.875			25.749	18.040	107.372	
2	11:15:09.061	<b>1:02.186</b>	20.961	24.098	17.127	110.556	
3	11:16:11.032	<b>1:01.971</b>	20.593	23.717	17.661	<b>112.220</b>	
4	11:17:13.050	<b>1:02.018</b>	21.246	23.715	17.057	112.220	
5	11:18:13.814	<b>1:00.764</b>	<b>20.109</b>	23.840	<b>16.815</b>	111.660	
6	11:19:14.765	<b>1:00.951</b>	20.265	23.643	17.043	112.220	
7	11:20:15.950	<b>1:01.185</b>	20.566	<b>23.219</b>	17.400	111.846	
8	11:21:19.648	<b>1:03.698</b>	20.324	23.877	19.497	110.739	

(45) Gerry SULLIVAN

1	11:13:59.437			24.753	18.112	108.941	
2	11:15:03.424	<b>1:03.987</b>	21.846	24.255	17.886	<b>112.033</b>	
3	11:16:05.912	<b>1:02.488</b>	21.142	<b>23.628</b>	17.718	112.033	
4	11:17:08.713	<b>1:02.801</b>	21.383	23.700	17.718	110.922	
5	11:18:11.084	<b>1:02.371</b>	<b>20.782</b>	24.257	<b>17.332</b>	109.118	
6	11:19:14.559	<b>1:03.475</b>	21.071	24.581	17.823	111.105	
7	11:20:18.744	<b>1:04.185</b>	21.501	24.931	17.753	108.064	
8	11:21:29.642	<b>1:10.898</b>	21.974	26.428	22.496	100.460	

(31) Darren ANDERSON

1	11:14:02.562			24.608	18.782	107.890	
2	11:15:06.416	<b>1:03.854</b>	21.524	23.915	18.415	109.118	
3	11:16:10.392	<b>1:03.976</b>	21.969	23.725	18.282	110.556	
4	11:17:13.877	<b>1:03.485</b>	21.405	23.770	18.310	106.351	
5	11:18:17.744	<b>1:03.867</b>	21.524	24.061	18.282	105.184	
6	11:19:20.855	<b>1:03.111</b>	21.429	23.460	18.222	107.030	

Clerk of the Course.

Sig : Time :

Chief Timekeeper : Ian Sharp (SMART Timing)

Results available at [www.speedhive.com](http://www.speedhive.com) and [www.smart-timing.co.uk](http://www.smart-timing.co.uk)

Printed: 01/09/2018 11:28:09

Orbits



## KMSC National Motorcycle Racing

Scottish Pre-Injection 600

Knockhill 1.267 miles

Race 4 - 1st Race

01/09/2018 14:45

Race (10 Laps)

POLE POSITION

<b>1</b>	<b>1</b> 41 Kieran MURRAY 53.454	<b>2</b> 15 Jon DICKIE 54.202	<b>3</b> 8 Patryk MOTYKA 54.439
<b>2</b>	<b>4</b> 26 Alan McGREGOR 54.466	<b>5</b> 22 William MASON 54.581	<b>6</b> 21 Andy LOCK 54.714
<b>3</b>	<b>7</b> 54 Cameron ROBB 55.040	<b>8</b> 38 Mark LANGLANDS 55.451	<b>9</b> 75 Harry PULLAR 55.526
<b>4</b>	<b>10</b> 60 Dougie BROWN 56.005	<b>11</b> 11 Ross WATTS 56.331	<b>12</b> 70 Simon HARDY 56.906
<b>5</b>	<b>13</b> 34 Darren GREENE 57.038	<b>14</b> 47 Chris CLEMENTS 57.514	<b>15</b> 126 Martin BULMAN 57.758
<b>6</b>	<b>16</b> 61 Douglas ROTHNIE 58.804	<b>17</b> 23 Paul REID 1:00.240	<b>18</b> 73 Fraser CAMERON 1:00.252
<b>7</b>	<b>19</b> 118 Craig MOFFAT 1:00.764	<b>20</b> 45 Gerry SULLIVAN 1:02.371	<b>21</b> 31 Darren ANDERSON 1:02.913
<b>8</b>	<b>22</b> 179 Jimmy ROTHERY		

Clerk of the Course.

Sig : Time :

Chief Timekeeper : Ian Sharp (SMART Timing)

Results available at [www.speedhive.com](http://www.speedhive.com) and [www.smart-timing.co.uk](http://www.smart-timing.co.uk)

Printed: 01/09/2018 11:26:35

Orbits



**KMSC National Motorcycle Racing**

Scottish Pre-Injection 600

Knockhill 1.267 miles

Race 25 - 2nd Race

02/09/2018 14:30

Race (10 Laps)

POLE POSITION

<b>1</b>	<b>1</b> 41 Kieran MURRAY 53.454	<b>2</b> 15 Jon DICKIE 54.202	<b>3</b> 8 Patryk MOTYKA 54.439
<b>2</b>	<b>4</b> 26 Alan McGREGOR 54.466	<b>5</b> 22 William MASON 54.581	<b>6</b> 21 Andy LOCK 54.714
<b>3</b>	<b>7</b> 54 Cameron ROBB 55.040	<b>8</b> 38 Mark LANGLANDS 55.451	<b>9</b> 75 Harry PULLAR 55.526
<b>4</b>	<b>10</b> 60 Dougie BROWN 56.005	<b>11</b> 11 Ross WATTS 56.331	<b>12</b> 70 Simon HARDY 56.906
<b>5</b>	<b>13</b> 34 Darren GREENE 57.038	<b>14</b> 47 Chris CLEMENTS 57.514	<b>15</b> 126 Martin BULMAN 57.758
<b>6</b>	<b>16</b> 61 Douglas ROTHNIE 58.804	<b>17</b> 23 Paul REID 1:00.240	<b>18</b> 73 Fraser CAMERON 1:00.252
<b>7</b>	<b>19</b> 118 Craig MOFFAT 1:00.764	<b>20</b> 45 Gerry SULLIVAN 1:02.371	<b>21</b> 31 Darren ANDERSON 1:02.913
<b>8</b>	<b>22</b> 179 Jimmy ROTHERY		

Clerk of the Course.

Sig : Time :

Chief Timekeeper : Ian Sharp (SMART Timing)

Results available at [www.speedhive.com](http://www.speedhive.com) and [www.smart-timing.co.uk](http://www.smart-timing.co.uk)

Orbits



# Qualifying Results

## KMSC National Motorcycle Racing

Sorted on best lap time

Scottish Championship Superbike &amp; KMSC Clubman

Knockhill 1.267 miles

Qualifying 1

01/09/2018 12:15

Practice (10:00 Time) started at 11:27:13

Pos	No.	Name	Make/Model	CC	Class	Laps	Best Tm	In Lap	Diff	Avg. Speed
1	45	Ewan GRAY	Kawasaki	ZX10R	SB	8	50.873	5		85.404
2	34	John DEAN	BMW	S1000RR	SB	11	52.693	7	1.820	78.393
3	22	Steven WATSON	BMW	S1000RR	SB	7	52.760	6	1.887	80.820
4	18	Clint WALKER	BMW	S1000RR	C	9	53.270	5	2.397	63.634
5	30	Alan RENNIE	Honda	Fireblade	C	10	53.998	4	3.125	73.344
6	52	Paul McLEAN	Honda	CBR1000RR	C	8	54.275	6	3.402	78.938
7	41	Lukasz PIEC	BMW	S1000RR	C	5	54.638	5	3.765	80.434
8	17	Gordon MacDONALD	Suzuki	GSXR1000	C	8	55.244	6	4.371	79.142
9	1	Bruce BIRNIE	BMW	S1000RR	SB	7	55.471	5	4.598	78.547
10	37	Steven PATTERSON	Kawasaki	ZX10R	C	9	55.691	5	4.818	78.305
11	16	Scott MURRAY	Yamaha	R1	C	9	55.801	7	4.928	76.709
12	28	Paul BOWERBANK	Kawasaki	ZX10R	SB	9	56.779	6	5.906	65.689
13	47	Alan BRYCE	BMW	1000RR	SB	7	57.076	4	6.203	75.189
14	29	Andrew BUCHANAN	Yamaha	R1	C	11	57.180	4	6.307	76.506
15	19	Nic BOYES	Ducati	848	SB	9	57.818	2	6.945	76.010
16	14	James CRAWFORD	Kawaskai	ZX10R	C	10	58.351	2	7.478	76.241
17	26	Steven MacINTYRE	Suzuki	GSXR1000	C	6	58.647	3	7.774	75.886

Clerk of the Course.

Orbits

Sig : Time :

Chief Timekeeper : Ian Sharp (SMART Timing)

Results available at [www.speedhive.com](http://www.speedhive.com) and [www.smart-timing.co.uk](http://www.smart-timing.co.uk)

Printed: 01/09/2018 11:45:03







## KMSC National Motorcycle Racing

Scottish Championship Superbike & KMSC Clubman

Knockhill 1.267 miles

Qualifying 1

01/09/2018 12:15

Practice (10:00 Time) started at 11:27:13

Lap	Time of Day	Lap Tm	S1	S2	S3	S3Spd	SFSpd	Lap	Time of Day	Lap Tm	S1	S2	S3	S3Spd	SFSpd
1	11:28:16.231			23.258	16.812	<b>122.236</b>									
2	11:29:14.049	<b>57.818</b>			16.320	120.915									
3	11:30:12.561	<b>58.512</b>	<b>19.357</b>	<b>22.159</b>	16.996	115.504									
4	11:31:10.847	<b>58.286</b>	19.624	22.424	<b>16.238</b>	121.133									
5	11:32:10.009	<b>59.162</b>	19.841	22.297	17.024	120.265									
6	11:33:10.268	<b>1:00.259</b>	20.031	22.589	17.639	120.265									
7	11:34:10.457	<b>1:00.189</b>			17.439	111.290									
8	11:35:10.431	<b>59.974</b>			17.152	116.912									
9	11:36:13.320	<b>1:02.889</b>			20.704	119.835									

(14) James CRAWFORD

1	11:28:18.554			23.386	16.860	120.697									
2	11:29:16.905	<b>58.351</b>	<b>19.354</b>	<b>22.488</b>	<b>16.509</b>	<b>123.587</b>									
3	11:30:16.005	<b>59.100</b>	19.483	22.740	16.877	115.305									
4	11:31:14.844	<b>58.839</b>	19.374	22.735	16.730	123.133									
5	11:32:13.865	<b>59.021</b>	19.622	22.814	16.585	122.908									
6	11:33:13.308	<b>59.443</b>	19.478	22.744	17.221	121.792									
7	11:34:13.213	<b>59.905</b>	19.675	22.748	17.482	121.792									
8	11:35:12.447	<b>59.234</b>	19.735	22.517	16.982	123.133									
9	11:36:11.638	<b>59.191</b>	19.834	22.555	16.802	122.459									
10	11:37:11.509	<b>59.871</b>	19.547	22.991	17.333	118.985									

(26) Steven MacINTYRE

1	11:28:13.832			22.531	17.125	123.360									
2	11:29:13.012	<b>59.180</b>	20.119	22.299	<b>16.762</b>	123.815									
3	11:30:11.659	<b>58.647</b>	<b>19.457</b>	22.228	16.962	122.908									
4	11:31:10.828	<b>59.169</b>	19.457	22.637	17.075	<b>125.670</b>									
5	11:32:09.685	<b>58.857</b>	19.503	22.416	16.938	120.049									
6	11:33:13.886	<b>1:04.201</b>	19.464	<b>22.119</b>	22.618	123.815									

Clerk of the Course.

Sig : Time :

Chief Timekeeper : Ian Sharp (SMART Timing)

Results available at [www.speedhive.com](http://www.speedhive.com) and [www.smart-timing.co.uk](http://www.smart-timing.co.uk)

Printed: 01/09/2018 11:45:23

Orbits



# Qualifying Results

## KMSC National Motorcycle Racing

Sorted on best lap time

Scottish Championship Superbike & KMSC Clubman

Knockhill 1.267 miles

Qualifying 2

01/09/2018 12:30

Practice (10:00 Time) started at 11:48:12

Pos	No.	Name	Make/Model	CC	Class	Laps	Best Tm	In Lap	Diff	Avg. Speed
1	94	Greg GILFILLAN	BMW	S1000RR	SB	8	54.830	8		57.886
2	99	Callum GRIGOR	Kawasaki	ZX10RR	SB	9	55.331	8	0.501	73.157
3	72	Sean GILFILLAN	BMW	S1000RR	SB	8	56.287	8	1.457	57.920
4	57	Stewart ROBB	Kawasaki	ZX10R	SB	8	56.312	7	1.482	58.385
5	71	Gavin JONES	Yamaha	R1	C	9	57.563	8	2.733	67.918
6	67	Des BURNS	Kawasaki	ZX10R	C	9	57.653	7	2.823	66.873
7	75	Charlie BUNYAN	Kawasaki	ZX10	SB	9	58.209	9	3.379	67.984
8	56	Andy GROVES	BMW	S1000RR	SB	9	58.606	8	3.776	64.288
9	55	Donald MacFADYEN	BMW	S1000RR	SB	10	1:00.472	8	5.642	74.462
10	98	Christopher LIDDELL			C	7	1:02.473	3	7.643	55.071
11	151	Callum JACKSON	Suzuki	GSXR1000	C	4	1:04.867	4	10.037	29.268
12	86	Matthew DEVLIN	Suzuki	GSXR1000	C	4	1:07.086	3	12.256	28.678
13	117	Joe HENDRIE	Yamaha	R1	SB	6	1:07.356	5	12.526	46.337
14	155	Bryan GILLIS	BMW	S1000RR	C	7	1:07.759	5	12.929	51.197
15	64	Martin HENDERSON	BMW	S1000RR	C	7	1:07.796	4	12.966	59.511
16	76	Jamie ALDERTON	Suzuki	GSXR1000K5	C	1		0		7.513

Clerk of the Course.

Orbits

Sig : Time :

Chief Timekeeper : Ian Sharp (SMART Timing)

Results available at [www.speedhive.com](http://www.speedhive.com) and [www.smart-timing.co.uk](http://www.smart-timing.co.uk)

Printed: 01/09/2018 12:21:36





## KMSC National Motorcycle Racing

Scottish Championship Superbike & KMSC Clubman

Knockhill 1.267 miles

Race 5 - 1st Race

01/09/2018 15:05

Race (10 Laps)

POLE POSITION

<b>1</b>	<b>1</b> 45 Ewan GRAY 50.873	<b>2</b> 94 Greg GILFILLAN 54.830	<b>3</b> 34 John DEAN 52.693
<b>2</b>	<b>4</b> 99 Callum GRIGOR 55.331	<b>5</b> 22 Steven WATSON 52.760	<b>6</b> 72 Sean GILFILLAN 56.287
<b>3</b>	<b>7</b> 18 Clint WALKER 53.270	<b>8</b> 57 Stewart ROBB 56.312	<b>9</b> 30 Alan RENNIE 53.998
<b>4</b>	<b>10</b> 71 Gavin JONES 57.563	<b>11</b> 52 Paul McLEAN 54.275	<b>12</b> 67 Des BURNS 57.653
<b>5</b>	<b>13</b> 41 Lukasz PIEC 54.638	<b>14</b> 75 Charlie BUNYAN 58.209	<b>15</b> 17 Gordon MacDONALD 55.244
<b>6</b>	<b>16</b> 56 Andy GROVES 58.606	<b>17</b> 1 Bruce BIRNIE 55.471	<b>18</b> 55 Donald MacFADYEN 1:00.472
<b>7</b>	<b>19</b> 37 Steven PATTERSON 55.691	<b>20</b> 98 Christopher LIDDELL 1:02.473	<b>21</b> 16 Scott MURRAY 55.801
<b>8</b>	<b>22</b> 151 Callum JACKSON 1:04.867	<b>23</b> 28 Paul BOWERBANK 56.779	<b>24</b> 86 Matthew DEVLIN 1:07.086
<b>9</b>	<b>25</b> 47 Alan BRYCE 57.076	<b>26</b> 117 Joe HENDRIE 1:07.356	<b>27</b> 29 Andrew BUCHANAN 57.180
<b>10</b>	<b>28</b> 155 Bryan GILLIS 1:07.759	<b>29</b> 19 Nic BOYES 57.818	<b>30</b> 64 Martin HENDERSON 1:07.796

Clerk of the Course.

Orbits

Sig :                      Time :  
 Chief Timekeeper : Ian Sharp (SMART Timing)  
 Results available at [www.speedhive.com](http://www.speedhive.com) and [www.smart-timing.co.uk](http://www.smart-timing.co.uk)





## KMSC National Motorcycle Racing


Scottish Championship Superbike & KMSC Clubman

Knockhill 1.267 miles

Race 5 - 1st Race

01/09/2018 15:05

Race (10 Laps)



# 11

**31**  
 14 James CRAWFORD  
 58.351

**32**  
 26 Steven MacINTYRE  
 58.647

Clerk of the Course.

Sig : Time :

Chief Timekeeper : Ian Sharp (SMART Timing)

Results available at [www.speedhive.com](http://www.speedhive.com) and [www.smart-timing.co.uk](http://www.smart-timing.co.uk)

Orbits



# Qualifying Results

## KMSC National Motorcycle Racing

Sorted on best lap time

Scottish Sidecars

Knockhill 1.267 miles

Qualifying

01/09/2018 12:45

Practice (10:00 Time) started at 12:00:50

Pos	No.	Name	Make/Model	CC	Class	Laps	Best Tm	In Lap	Diff	Avg. Speed
1	72	LAWRIE / FAIRHURST	Windle	1000	SC	10	1:00.951	7		70.820
2	29	KERSHAW / CLARK	Kawasaki	LCR 1000	SC	10	1:00.981	9	0.030	70.372
3	15	SHAND / GORDON	Shand	F2 600	SC	9	1:01.472	8	0.521	66.979
4	55	O'NEILL / FITZPATRICK	Kawasaki	LCR	SC	9	1:02.324	9	1.373	67.993
5	19	ROBINSON / GRAVEL		LCR F2 600	SC	9	1:02.984	8	2.033	67.802
6	18	BELL / CONNELL	Kawasaki	LCR ZX10R	SC	9	1:03.412	5	2.461	66.079
7	155	STANTON / STANTON	Suzuki	LCR 600	SC	9	1:05.002	9	4.051	61.889
8	93	KIRKUP / BROWN	Windle Suzuki	600	SC	7	1:05.272	3	4.321	63.276
9	56	McKAY / SZANEL	Ireson Suzuki	750	SC	9	1:07.048	5	6.097	63.239
10	22	LITHGOW / MELVILLE	Shelbourne RR	600	SC	9	1:07.137	9	6.186	62.582
11	27	WARDEN / SCHOLFIELD	AWR	1000	SC	9	1:07.230	9	6.279	62.903
12	50	BROWNE / BRUNTON	Baker Suzuki	750 F2	SC	8	1:08.795	7	7.844	58.957
13	11	MAYHEW / TAYLOR	Ireson Honda	600	SC	7	1:09.740	4	8.789	58.685
14	114	AMOS / MAYHEW	Suzuki Windle	GSXR1000	SC	3	1:09.893	2	8.942	33.804
15	7	ZAKARAUSKAS / STEPHEN	Suzuki	LCR F2	SC	8	1:10.308	8	9.357	58.800
16	61	FORREST / McCAULEY	Yamaha	F1 R1	SC	6	1:10.565	5	9.614	56.203
17	964	ANDERSON / LUPTON	Baker	F1	SC	1		0		7.429

Clerk of the Course.

Orbits

Sig : Time :

Chief Timekeeper : Ian Sharp (SMART Timing)

 Results available at [www.speedhive.com](http://www.speedhive.com) and [www.smart-timing.co.uk](http://www.smart-timing.co.uk)

Printed: 01/09/2018 12:43:18





## KMSC National Motorcycle Racing

Scottish Sidecars

Knockhill 1.267 miles

Qualifying

01/09/2018 12:45

Practice (10:00 Time) started at 12:00:50

Lap	Time of Day	Lap Tm	S1	S2	S3	S3Spd	SFSpd	Lap	Time of Day	Lap Tm	S1	S2	S3	S3Spd	SFSpd
2	12:03:56.195	<b>1:14.046</b>	24.580	28.419	21.047	97.399									
3	12:05:10.971	<b>1:14.776</b>	23.892	29.421	21.463	96.005									
4	12:06:24.041	<b>1:13.070</b>	24.273	27.852	20.945	99.125									
5	12:07:36.754	<b>1:12.713</b>	24.049	27.360	21.304	100.011									
6	12:08:48.899	<b>1:12.145</b>	24.276	27.263	20.606	96.419									
7	12:10:00.285	<b>1:11.386</b>	<b>23.583</b>	27.130	20.673	98.543									
8	12:11:10.593	<b>1:10.308</b>	24.289	<b>26.530</b>	<b>19.489</b>	<b>104.043</b>									
<hr/>															
(61) FORREST / McCAULEY															
1	12:02:47.554			<b>30.240</b>	21.367	88.767									
2	12:04:02.105	<b>1:14.551</b>			20.263	100.011									
3	12:05:15.669	<b>1:13.564</b>			19.632	99.566									
4	12:06:26.278	<b>1:10.609</b>			<b>19.070</b>	<b>104.856</b>									
5	12:07:36.843	<b>1:10.565</b>			20.137	94.651									
6	12:08:56.957	<b>1:20.114</b>			26.863	81.540									
<hr/>															
(964) ANDERSON / LUPTON															
1	12:11:03.977			<b>26.386</b>	<b>18.851</b>	<b>98.254</b>									

Clerk of the Course.

Orbits

Sig : Time :

Chief Timekeeper : Ian Sharp (SMART Timing)

 Results available at [www.speedhive.com](http://www.speedhive.com) and [www.smart-timing.co.uk](http://www.smart-timing.co.uk)

Printed: 01/09/2018 12:43:59





## KMSC National Motorcycle Racing

Scottish Sidecars

Knockhill 1.267 miles

Race 6 - 1st Race

01/09/2018 15:25

Race (10 Laps)

POLE POSITION

<b>1</b>	<b>1</b> 72 LAWRIE / FAIRHURST 1:00.951	<b>2</b> 29 KERSHAW / CLARK 1:00.981
<b>2</b>	<b>3</b> 15 SHAND / GORDON 1:01.472	<b>4</b> 55 O'NEILL / FITZPATRICK 1:02.324
<b>3</b>	<b>5</b> 19 ROBINSON / GRAVEL 1:02.984	<b>6</b> 18 BELL / CONNELL 1:03.412
<b>4</b>	<b>7</b> 155 STAINTON / STAINTON 1:05.002	<b>8</b> 93 KIRKUP / BROWN 1:05.272
<b>5</b>	<b>9</b> 56 MCKAY / SZANEL 1:07.048	<b>10</b> 22 LITHGOW / MELVILLE 1:07.137
<b>6</b>	<b>11</b> 27 WARDEN / SCHOLFIELD 1:07.230	<b>12</b> 50 BROWNE / BRUNTON 1:08.795
<b>7</b>	<b>13</b> 11 MAYHEW / TAYLOR 1:09.740	<b>14</b> 114 AMOS / MAYHEW 1:09.893
<b>8</b>	<b>15</b> 7 ZAKARAUSKAS / STEPHEN 1:10.308	<b>16</b> 61 FORREST / McCAULEY 1:10.565
<b>9</b>	<b>17</b> 964 ANDERSON / LUPTON	

Clerk of the Course.

Orbits

Sig : Time :

Chief Timekeeper : Ian Sharp (SMART Timing)

Results available at [www.speedhive.com](http://www.speedhive.com) and [www.smart-timing.co.uk](http://www.smart-timing.co.uk)

Printed: 01/09/2018 12:45:10



## KMSC National Motorcycle Racing

Scottish Sidecars

Knockhill 1.267 miles

Race 27 - 2nd Race

02/09/2018 15:10

Race (10 Laps)

POLE POSITION

<b>1</b>	<b>1</b> 72 LAWRIE / FAIRHURST 1:00.951	<b>2</b> 29 KERSHAW / CLARK 1:00.981
<b>2</b>	<b>3</b> 15 SHAND / GORDON 1:01.472	<b>4</b> 55 O'NEILL / FITZPATRICK 1:02.324
<b>3</b>	<b>5</b> 19 ROBINSON / GRAVEL 1:02.984	<b>6</b> 18 BELL / CONNELL 1:03.412
<b>4</b>	<b>7</b> 155 STAINTON / STAINTON 1:05.002	<b>8</b> 93 KIRKUP / BROWN 1:05.272
<b>5</b>	<b>9</b> 56 MCKAY / SZANEL 1:07.048	<b>10</b> 22 LITHGOW / MELVILLE 1:07.137
<b>6</b>	<b>11</b> 27 WARDEN / SCHOLFIELD 1:07.230	<b>12</b> 50 BROWNE / BRUNTON 1:08.795
<b>7</b>	<b>13</b> 11 MAYHEW / TAYLOR 1:09.740	<b>14</b> 114 AMOS / MAYHEW 1:09.893
<b>8</b>	<b>15</b> 7 ZAKARAUSKAS / STEPHEN 1:10.308	<b>16</b> 61 FORREST / McCAULEY 1:10.565
<b>9</b>	<b>17</b> 964 ANDERSON / LUPTON	

Clerk of the Course.

Sig : Time :

Chief Timekeeper : Ian Sharp (SMART Timing)

Results available at [www.speedhive.com](http://www.speedhive.com) and [www.smart-timing.co.uk](http://www.smart-timing.co.uk)

Printed: 01/09/2018 12:46:26

Orbits



# Qualifying Results

## KMSC National Motorcycle Racing

Sorted on best lap time

Scottish Championship Lightweights

Knockhill 1.267 miles

Qualifying

01/09/2018 13:00

Practice (10:00 Time) started at 12:13:28

Pos	No.	Name	Make/Model	CC	Class	Laps	Best Tm	In Lap	Diff	Avg. Speed
1	49	Paul McCLUNG	Kawasaki	ER6	SL	7	58.919	6		72.643
2	31	Torquil PATERSON	Suzuki	SV650	SL	9	59.768	7	0.849	66.412
3	21	Grant REID	Kawasaki	ER6	SL	10	1:00.226	6	1.307	72.626
4	155	Scott CAMPBELL	Kawasaki	ER6 650	SL	9	1:00.719	6	1.800	68.146
5	99	Scott ROBERTSON	Suzuki	SV650	SL	10	1:01.030	8	2.111	72.357
6	66	Kevin WATRET	Kawasaki	ER6	SL	8	1:02.208	7	3.289	68.937
7	141	Logan TURNER	Suzuki	SV650	SL	8	1:02.216	5	3.297	53.606
8	74	Christine WATSON	Kawasaki	ER6	SL	6	1:03.154	5	4.235	67.895
9	13	Andrew BARTON	Kawasaki	ER650	SL	8	1:03.225	7	4.306	66.976
10	38	Adon DAVIE	Moriwaki	RS125	SL	9	1:03.843	9	4.924	64.422
11	47	Joel BAVIDGE	Suzuki	SV650	SL	9	1:04.095	9	5.176	68.269
12	64	Bruce COBBURN	Suzuki	SV650	SL	9	1:04.687	9	5.768	64.697
13	7	Raymond DUGUID	Yamaha	TRX850	SL	9	1:05.691	8	6.772	64.360
14	24	Craig SHIRLAW	Kawasaki	ER6	SL	8	1:05.790	8	6.871	60.361
15	48	James RUSSELL	Kawasaki	ER6	SL	9	1:06.160	5	7.241	65.052
16	12	Jimmy MUIR	Yamaha	FZR400	SL	9	1:06.981	9	8.062	64.391
17	800	Gordon CLARK	Kawasaki	ER6 650	SL	6	1:07.099	3	8.180	64.481
18	77	Steven CRICHTON	Suzuki	SV650	SL	6	1:08.000	5	9.081	61.349

Clerk of the Course.

Orbits

Sig : Time :  
Chief Timekeeper : Ian Sharp (SMART Timing)  
Results available at [www.speedhive.com](http://www.speedhive.com) and [www.smart-timing.co.uk](http://www.smart-timing.co.uk)





## KMSC National Motorcycle Racing

### Scottish Championship Lightweights

### Knockhill 1.267 miles

#### Qualifying

01/09/2018 13:00

Practice (10:00 Time) started at 12:13:28

Lap	Time of Day	Lap Tm	S1	S2	S3	S3Spd	SFSpd	Lap	Time of Day	Lap Tm	S1	S2	S3	S3Spd	SFSpd
(49) Paul McCLUNG								(74) Christine WATSON							
1	12:14:39.319			25.614	18.054	110.922		8	12:24:49.339	3:25.792			26.180	101.066	
2	12:15:41.922	1:02.603	21.154	24.053	17.396	112.597		1	12:14:47.640			28.016	19.459	104.043	
3	12:16:43.136	1:01.214	20.378	23.622	17.214	113.357		2	12:15:53.048	1:05.408	21.702	25.351	18.355	108.064	
4	12:17:43.293	1:00.157	20.030	23.172	16.955	113.549		3	12:16:58.285	1:05.237	21.689	25.316	18.232	108.064	
5	12:18:42.907	59.614	19.785	22.895	16.934	114.323		4	12:18:02.235	1:03.950	21.086	24.761	18.103	108.238	
6	12:19:41.826	58.919	19.612	22.499	16.808	115.305		5	12:19:05.389	1:03.154	20.915	24.480	17.759	108.941	
7	12:20:48.167	1:06.341	19.914	23.151	23.276	114.910		6	12:20:11.727	1:06.338	20.907	24.966	20.465	108.238	
(31) Torquil PATERSON								(13) Andrew BARTON							
1	12:15:30.734			25.097	17.675	104.529		1	12:14:55.295			29.744	19.183	100.914	
2	12:16:31.484	1:00.750	20.073	23.129	17.548	106.689		2	12:16:01.272	1:05.977	22.725	24.933	18.319	104.692	
3	12:17:32.180	1:00.696	19.731	23.508	17.457	107.717		3	12:17:05.370	1:04.098	21.271	24.988	17.839	104.204	
4	12:18:32.617	1:00.437	19.881	23.070	17.486	107.890		4	12:18:11.347	1:05.977	21.961	25.693	18.323	105.184	
5	12:19:35.543	1:02.926	21.526	23.673	17.727	107.544		5	12:19:16.422	1:05.075	21.386	25.395	18.294	105.848	
6	12:20:36.565	1:01.022			17.318	107.201		6	12:20:19.714	1:03.292	20.984	24.187	18.121	106.351	
7	12:21:36.333	59.768		23.019	17.120	106.183		7	12:21:22.939	1:03.225	21.018	24.142	18.065	106.859	
8	12:22:36.144	59.811	19.789	22.978	17.044	106.859		8	12:22:33.455	1:10.516	21.046	25.121	24.349	108.064	
9	12:23:46.763	1:10.619	19.653	25.571	25.395	94.252		(38) Adon DAVIE							
(21) Grant REID								1	12:14:54.958			28.381	20.006	94.919	
1	12:14:44.028			26.985	18.819	107.372		2	12:16:02.038	1:07.080	22.323	25.883	18.874	96.419	
2	12:15:47.352	1:03.324	20.732	24.897	17.695	110.374		3	12:17:06.333	1:04.295	21.017	25.040	18.238	98.979	
3	12:16:49.242	1:01.890	20.031	24.303	17.556	111.846		4	12:18:11.817	1:05.484	21.256	26.087	18.141	99.272	
4	12:17:50.713	1:01.471	19.967	24.315	17.189	112.976		5	12:19:16.916	1:05.099	21.239	25.462	18.398	99.272	
5	12:18:51.914	1:01.201	19.914	23.978	17.309	113.742		6	12:20:20.953	1:04.037	20.842	24.977	18.218	98.111	
6	12:19:52.140	1:00.226	19.812	23.518	16.896	113.935		7	12:21:29.780	1:08.827	20.636	24.665	23.526	98.543	
7	12:20:52.428	1:00.288	20.046	23.372	16.870	115.305		8	12:23:02.014	1:32.234	49.207	24.886	18.141	97.117	
8	12:21:52.755	1:00.327	19.819	23.500	17.008	114.129		9	12:24:05.857	1:03.843	20.735	24.628	18.480	98.979	
9	12:22:54.948	1:02.193	20.644	24.301	17.248	114.323		(47) Joel BAVIDGE							
10	12:23:56.677	1:01.729	20.129	24.722	16.878	114.910		1	12:14:44.263				19.892	101.678	
(155) Scott CAMPBELL								2	12:15:52.076	1:07.813			19.159	103.402	
1	12:14:53.048			28.096	17.895	109.832		3	12:16:59.225	1:07.149			18.813		
2	12:15:56.273	1:03.225	20.899	24.547	17.779	110.922		4	12:18:05.287	1:06.062			18.496	104.529	
3	12:16:57.640	1:01.367	20.224	23.964	17.179	112.786		5	12:19:09.710	1:04.423			18.363	105.020	
4	12:17:58.663	1:01.023	20.221	23.802	17.000	113.166		6	12:20:15.463	1:05.753			18.734	103.402	
5	12:18:59.541	1:00.878	20.272	23.428	17.178	112.220		7	12:21:20.739	1:05.276			18.284	105.020	
6	12:20:00.260	1:00.719	20.013	23.513	17.193	111.660		8	12:22:25.850	1:05.111			18.285	103.721	
7	12:21:03.898	1:03.638	20.028	23.730	19.880	111.660		9	12:23:29.945	1:04.095			18.091	104.043	
8	12:22:28.577	1:24.679	43.451	23.748	17.480	112.597		(64) Bruce COBBURN							
9	12:23:31.036	1:02.459	20.841	24.365	17.253	112.220		1	12:14:57.847			28.931	20.622	92.818	
(99) Scott ROBERTSON								2	12:16:09.975	1:12.128	23.685	28.279	20.164	90.932	
1	12:14:40.190				18.286	102.926		3	12:17:20.493	1:10.518	23.996	27.159	19.363	99.714	
2	12:15:43.537	1:03.347	21.197	24.315	17.835	104.043		4	12:18:28.818	1:08.325	22.674	26.222	19.429	101.218	
3	12:16:45.702	1:02.165			17.498	103.721		5	12:19:36.769	1:07.951	22.779	26.011	19.161	102.454	
4	12:17:47.082	1:01.380		23.341	17.780	105.020		6	12:20:44.694	1:07.925	22.707	25.784	19.434	95.323	
5	12:18:49.622	1:02.540	20.692	24.152	17.696	102.142		7	12:21:51.483	1:06.789	22.178	25.834	18.777	102.926	
6	12:19:51.488	1:01.866	20.550	23.672	17.644	104.856		8	12:22:58.462	1:06.979	22.379	26.189	18.411	102.454	
7	12:20:53.117	1:01.629	20.263	23.250	18.116	105.349		9	12:24:03.149	1:04.687	21.444	25.053	18.190	104.529	
8	12:21:54.147	1:01.030			17.321	106.351		(7) Raymond DUGUID							
9	12:22:57.133	1:02.986		25.123	17.554	105.848		1	12:14:59.164			28.858	21.090	94.518	
10	12:23:59.016	1:01.883	20.526	24.124	17.233	106.015		2	12:16:10.922	1:11.758	24.662	27.649	19.447	100.460	
(66) Kevin WATRET								3	12:17:20.889	1:09.967	23.607	26.953	19.407	102.142	
1	12:14:45.095			27.742	19.450	103.882		4	12:18:29.056	1:08.167	22.916	25.998	19.253	104.856	
2	12:15:51.667	1:06.572	22.426	25.686	18.460	106.689		5	12:19:36.653	1:07.597	22.836	25.942	18.819	102.926	
3	12:16:55.632	1:03.965	21.002	25.107	17.856	107.372		6	12:20:42.896	1:06.243	21.834	25.474	18.935	105.681	
4	12:17:59.150	1:03.518	21.037	24.913	17.568	109.296		7	12:21:49.295	1:06.399	22.435	25.704	18.260	105.184	
5	12:19:01.624	1:02.474	20.654	24.237	17.583	109.832		8	12:22:54.986	1:05.691	22.075	25.491	18.125	105.349	
6	12:20:03.982	1:02.358	20.627	24.410	17.321	109.832		9	12:24:06.466	1:11.480	21.915	25.661	23.904	104.204	
7	12:21:06.190	1:02.208	20.588	24.404	17.216	109.832		(24) Craig SHIRLAW							
8	12:22:17.956	1:11.766	21.886	25.275	24.605	103.721		1	12:14:47.575			28.072	19.982	103.561	
(141) Logan TURNER								2	12:15:56.386	1:08.811	23.223	26.652	18.936	107.201	
1	12:14:50.641				18.944	104.856		3	12:17:03.766	1:07.380	22.569	25.986	18.825	107.544	
2	12:15:56.865	1:06.224			18.350	102.454		4	12:18:10.586	1:06.820	22.141	25.678	19.001	106.859	
3	12:17:00.357	1:03.492			17.719	105.848		5	12:19:20.269	1:09.683	21.896	25.402	22.385	108.238	
4	12:18:04.760	1:04.403			18.097	105.020		6	12:21:21.184	2:00.915	1:16.026	25.943	18.946	107.890	
5	12:19:06.976	1:02.216			17.903	107.030		7	12:22:27.372	1:06.188	22.252	25.371	18.565	108.238	
6	12:20:09.204	1:02.228			17.758	107.544		8	12:23:33.162	1:05.790	21.833	25.541	18.416	109.474	
7	12:21:23.547	1:14.343			25.739	99.863									

Clerk of the Course.

Sig : Time :  
 Chief Timekeeper : Ian Sharp (SMART Timing)

Results available at www.speedhive.com and www.smart-timing.co.uk

Printed: 01/09/2018 12:28:33

Orbits



## KMSC National Motorcycle Racing

Scottish Championship Lightweights

Knockhill 1.267 miles

Qualifying

01/09/2018 13:00

Practice (10:00 Time) started at 12:13:28

Lap	Time of Day	Lap Tm	S1	S2	S3	S3Spd	SFSpd	Lap	Time of Day	Lap Tm	S1	S2	S3	S3Spd	SFSpd
<b>(48) James RUSSELL</b>															
1	12:14:59.312			28.203	19.484	104.204									
2	12:16:10.188	<b>1:10.876</b>	23.854	27.231	19.791	104.856									
3	12:17:17.460	<b>1:07.272</b>	22.675	25.922	18.675	105.515									
4	12:18:24.286	<b>1:06.826</b>	22.805	<b>25.628</b>	<b>18.393</b>	<b>106.351</b>									
5	12:19:30.446	<b>1:06.160</b>	<b>21.927</b>	25.742	18.491	104.856									
6	12:20:37.933	<b>1:07.487</b>	22.257	26.722	18.508	103.561									
7	12:21:45.340	<b>1:07.407</b>	22.536	26.167	18.704	105.020									
8	12:22:52.802	<b>1:07.462</b>	22.096	26.834	18.532	104.856									
9	12:23:59.687	<b>1:06.885</b>	22.086	26.376	18.423	105.349									
<b>(12) Jimmy MUIR</b>															
1	12:14:58.388			28.429	20.181	99.125									
2	12:16:08.245	<b>1:09.857</b>	23.455	27.701	<b>18.701</b>	<b>101.832</b>									
3	12:17:16.789	<b>1:08.544</b>	22.733	26.346	19.465	99.125									
4	12:18:25.062	<b>1:08.273</b>	22.547	26.218	19.508	97.967									
5	12:19:33.078	<b>1:08.016</b>	22.343	26.376	19.297	97.540									
6	12:20:41.692	<b>1:08.614</b>	22.574	26.260	19.780	97.540									
7	12:21:50.498	<b>1:08.806</b>	23.065	26.101	19.640	98.543									
8	12:22:59.177	<b>1:08.679</b>	22.668	26.262	19.749	98.979									
9	12:24:06.158	<b>1:06.981</b>	<b>22.064</b>	<b>25.766</b>	19.151	99.566									
<b>(800) Gordon CLARK</b>															
1	12:14:48.338			28.352	19.616	99.272									
2	12:15:57.470	<b>1:09.132</b>	22.829	27.170	19.133	102.142									
3	12:17:04.569	<b>1:07.099</b>	22.386	26.259	<b>18.454</b>	<b>105.515</b>									
4	12:18:12.322	<b>1:07.753</b>	22.484	26.409	18.860	101.066									
5	12:19:19.423	<b>1:07.101</b>	<b>22.372</b>	<b>25.892</b>	18.837	103.882									
6	12:20:33.069	<b>1:13.646</b>	22.690	26.762	24.194	101.218									
<b>(77) Steven CRICHTON</b>															
1	12:14:57.809			30.105	21.705	90.564									
2	12:16:11.835	<b>1:14.026</b>	24.955	28.882	20.189	94.120									
3	12:17:22.596	<b>1:10.761</b>	23.843	27.182	19.736	96.976									
4	12:18:31.207	<b>1:08.611</b>	23.205	26.461	18.945	99.272									
5	12:19:39.207	<b>1:08.000</b>	<b>23.077</b>	<b>25.991</b>	<b>18.932</b>	<b>99.419</b>									
6	12:20:54.737	<b>1:15.530</b>	23.543	26.942	25.045	97.117									

Clerk of the Course.

Sig : Time :

Chief Timekeeper : Ian Sharp (SMART Timing)

Results available at [www.speedhive.com](http://www.speedhive.com) and [www.smart-timing.co.uk](http://www.smart-timing.co.uk)

Printed: 01/09/2018 12:28:33

Orbits



**KMSC National Motorcycle Racing**

Scottish Championship Lightweights

Knockhill 1.267 miles

Race 7 - 1st Race

01/09/2018 15:45

Race (10 Laps)

POLE POSITION

<b>1</b>	<b>1</b> 49 Paul McCLUNG 58.919	<b>2</b> 31 Torquil PATERSON 59.768	<b>3</b> 21 Grant REID 1:00.226
<b>2</b>	<b>4</b> 155 Scott CAMPBELL 1:00.719	<b>5</b> 99 Scott ROBERTSON 1:01.030	<b>6</b> 66 Kevin WATRET 1:02.208
<b>3</b>	<b>7</b> 141 Logan TURNER 1:02.216	<b>8</b> 74 Christine WATSON 1:03.154	<b>9</b> 13 Andrew BARTON 1:03.225
<b>4</b>	<b>10</b> 38 Adon DAVIE 1:03.843	<b>11</b> 47 Joel BAVIDGE 1:04.095	<b>12</b> 64 Bruce COBBURN 1:04.687
<b>5</b>	<b>13</b> 7 Raymond DUGUID 1:05.691	<b>14</b> 24 Craig SHIRLAW 1:05.790	<b>15</b> 48 James RUSSELL 1:06.160
<b>6</b>	<b>16</b> 12 Jimmy MUIR 1:06.981	<b>17</b> 800 Gordon CLARK 1:07.099	<b>18</b> 77 Steven CRICHTON 1:08.000

Clerk of the Course.

Sig : Time :

Chief Timekeeper : Ian Sharp (SMART Timing)

Results available at [www.speedhive.com](http://www.speedhive.com) and [www.smart-timing.co.uk](http://www.smart-timing.co.uk)

Printed: 01/09/2018 12:27:27

Orbits



# Race Results

## KMSC National Motorcycle Racing

Sorted on Laps

Scottish Championship Formula 600

Knockhill 1.267 miles

Race 1 - 1st Race - Re-Start

01/09/2018 13:50

Race (8 Laps) started at 13:46:43

Pos	No.	Name	Make/Model	CC	Class	Laps	Total Tm	Diff	Best Tm	In Lap	Avg. Speed
1	69	Rory SKINNER	Kawasaki	ZX6R	S6	8	7:20.240		54.054	7	82.884
2	64	Sam MUNRO	Kawasaki	ZX6R 600	S6	8	7:25.791	5.551	54.709	5	81.852
3	2	Lewis PATERSON	Yamaha	R6 600	S6	8	7:33.912	13.672	55.694	6	80.387
4	12	William MONIE	Suzuki	GSXR600	S6	8	7:34.062	13.822	55.848	4	80.361
5	1	Bruce BIRNIE	Kawasaki	ZX6	S6	8	7:34.421	14.181	55.887	6	80.297
6	8	Jon DICKIE	Yamaha	R6 600	S6	8	7:43.356	23.116	56.870	8	78.749
7	17	Phil STEWART	Yamaha	R6 600	S6	8	7:45.660	25.420	57.207	5	78.359
8	26	Alan McGREGOR	Kawasaki	ZX6	S6	8	7:46.333	26.093	57.320	5	78.246
9	11	Patrick FORMAN	Kawasaki	ZX6R 600	S6	8	7:46.725	26.485	57.000	6	78.180
10	5	Simon SMAIL	Triumph	Daytona 675R	S6	8	7:52.899	32.659	57.165	8	77.160
11	61	Siobhan FLYNN	Yamaha	R6 600	S6	8	7:56.746	36.506	58.442	5	76.537
12	87	Steven ALLISON	Kawasaki	ZX6R 600	S6	8	7:57.500	37.260	58.435	8	76.416
13	48	Mark FARRELL	Yamaha	R6 600	S6	8	7:59.275	39.035	58.492	7	76.133
14	28	Paul BOWERBANK	Yamaha	R6 600	S6	8	8:01.481	41.241	58.465	5	75.784
15	58	Barry STEWART	Kawasaki	ZX6R 600	S6	8	8:03.949	43.709	58.827	4	75.398
16	27	Andrew DONALD	Kawasaki	ZX6R 600	S6	8	8:06.244	46.004	59.178	7	75.042
17	38	Graeme BARR	Triumph	675R	S6	8	8:08.827	48.587	59.518	3	74.646
18	52	John HODGE	Kawasaki	ZX6R	S6	8	8:08.861	48.621	58.592	5	74.640
19	45	Adam SIMPSON	Yamaha	R6	S6	8	8:12.290	52.050	59.642	8	74.120
20	84	Louis ARTHUR	Yamaha	R6 600	S6	8	8:12.704	52.464	59.862	8	74.058
21	271	Josh HODGE	Yamaha	R6	S6	8	8:21.009	1:00.769	1:00.767	3	72.831
22	92	Christopher SCOTT	Yamaha	R6 600	S6	7	7:21.032	1 Lap	1:01.189	4	72.393
23	82	Scott SMITH	Suzuki	GSXR600	S6	7	7:23.638	1 Lap	1:00.874	3	71.968
24	7	Peter DUNCAN	Triumph	Daytona 675R	S6	7	7:27.736	1 Lap	1:01.612	6	71.309

### Not classified

DNS	55	James McLAREN	Suzuki	GSXR600	S6			DNS		0	-
DNS	23	Graeme MacLEOD	Suzuki	GSXR600	S6			DNS		0	-
DNS	179	Jimmy ROTHERY	Triumph	675	S6			DNS		0	-
DNS	91	Lewis SHAND	Yamaha	R6 600	S6			DNS		0	-
DNS	50	Calum JACKSON	Triumph	Daytona 675	S6			DNS		0	-

### Announcements

RED FLAG after Leader completed 2 Laps - Race re-started over 8 Laps.

Margin of Victory	Avg. Speed	Best Lap Tm	Best Speed	Best Lap by
5.551	82.884	54.054	84.380	69 - Rory SKINNER

### Clerk of the Course.

Orbits

Sig : Time :  
 Chief Timekeeper : Ian Sharp (SMART Timing)  
 Results available at [www.speedhive.com](http://www.speedhive.com) and [www.smart-timing.co.uk](http://www.smart-timing.co.uk)



## KMSC National Motorcycle Racing

### Scottish Championship Formula 600

Knockhill 1.267 miles

#### Race 1 - 1st Race - Re-Start

01/09/2018 13:50

#### Race (8 Laps) started at 13:46:43

Lap	Time of Day	Lap Tm	S1	S2	S3	S3Spd	SFSpd	Lap	Time of Day	Lap Tm	S1	S2	S3	S3Spd	SFSpd
<b>(69) Rory SKINNER</b>								<b>(11) Patrick FORMAN</b>							
1	13:47:42.550			21.353	15.357	124.735	121.572	3	13:49:41.857	<b>57.993</b>	19.529	22.317	16.147	121.352	116.912
2	13:48:37.310	<b>54.760</b>	18.359	21.041	15.360	125.905	121.572	4	13:50:39.692	<b>57.835</b>	19.387	<b>22.136</b>	16.312	121.133	116.103
3	13:49:31.749	<b>54.439</b>	18.193	21.118	<b>15.128</b>	126.142	121.792	5	13:51:37.012	<b>57.320</b>	<b>19.039</b>	<b>22.181</b>	16.100	121.133	117.321
4	13:50:26.424	<b>54.275</b>	18.098	20.921	15.256	126.380	121.572	6	13:52:34.662	<b>57.650</b>	19.128	22.319	16.203	120.915	116.912
5	13:51:20.205	<b>54.181</b>	17.987	20.883	15.311	126.380	120.480	7	13:53:32.333	<b>57.671</b>	19.332	22.390	<b>15.949</b>	121.352	<b>117.733</b>
6	13:52:14.270	<b>54.065</b>	<b>17.906</b>	20.891	15.268	126.618	<b>122.014</b>	8	13:54:29.980	<b>57.647</b>	19.223	22.306	16.118	<b>121.572</b>	117.116
7	13:53:08.324	<b>54.054</b>		<b>20.782</b>	15.290	<b>127.098</b>	121.572	<b>(11) Patrick FORMAN</b>							
8	13:54:03.887	<b>55.563</b>	18.560	21.310	15.693	126.618	117.526	1	13:47:46.880			22.544	16.546	120.049	115.903
<b>(64) Sam MUNRO</b>								2	13:48:44.844	<b>57.964</b>	19.132	22.426	16.406	119.409	115.107
1	13:47:42.769			21.590	15.563	121.572	<b>118.985</b>	3	13:49:42.427	<b>57.583</b>	19.273	22.047	16.263	120.265	115.703
2	13:48:37.751	<b>54.982</b>	18.250	21.198	15.534	124.044	118.356	4	13:50:40.162	<b>57.735</b>	19.381	22.034	16.320	119.835	115.903
3	13:49:32.465	<b>54.714</b>	18.113	<b>21.088</b>	15.513	<b>124.735</b>	118.147	5	13:51:38.350	<b>58.188</b>	19.534	22.358	16.296	120.697	115.703
4	13:50:27.208	<b>54.743</b>	18.234	21.154	<b>15.355</b>	123.587	118.356	6	13:52:35.350	<b>57.000</b>	<b>18.981</b>	<b>21.797</b>	<b>16.222</b>	120.049	<b>116.506</b>
5	13:51:21.917	<b>54.709</b>	<b>18.062</b>	21.109	15.538	123.133	118.147	7	13:53:33.023	<b>57.673</b>	19.178	22.093	16.402	<b>121.133</b>	115.107
6	13:52:17.219	<b>55.302</b>	18.208	21.526	15.568	122.459	118.147	8	13:54:30.372	<b>57.349</b>	19.169	21.923	16.257	120.915	115.903
7	13:53:13.469	<b>56.250</b>	18.467	21.921	15.862	121.133	116.912	<b>(5) Simon SMAIL</b>							
8	13:54:09.438	<b>55.969</b>	18.630	21.633	15.706	123.587	115.504	1	13:47:49.028			23.236	16.813	120.480	<b>120.049</b>
<b>(2) Lewis PATERSON</b>								2	13:48:47.877	<b>58.849</b>	19.728	22.590	16.531	119.835	118.985
1	13:47:44.614			21.762	16.205	125.905	120.915	3	13:49:46.834	<b>58.957</b>	19.869	22.580	16.508	122.014	118.985
2	13:48:40.850	<b>56.236</b>	18.866	21.499	15.871	<b>126.618</b>	121.133	4	13:50:45.332	<b>58.498</b>	19.572	22.452	16.474	121.792	119.409
3	13:49:37.241	<b>56.391</b>	18.747	21.747	15.897	125.905	120.697	5	13:51:43.113	<b>57.781</b>	19.243	22.335	16.203	<b>122.683</b>	120.049
4	13:50:33.423	<b>56.182</b>	18.636	21.711	15.835	125.435	120.915	6	13:52:41.669	<b>58.556</b>	19.614	22.683	16.259	121.572	119.409
5	13:51:29.336	<b>55.913</b>	18.534	21.546	15.833	126.142	<b>121.572</b>	7	13:53:39.381	<b>57.712</b>	19.151	22.228	16.333	120.480	119.835
6	13:52:25.030	<b>55.694</b>	18.568	<b>21.338</b>	<b>15.788</b>	126.380	120.915	8	13:54:36.546	<b>57.165</b>	<b>19.018</b>	<b>21.959</b>	<b>16.188</b>	122.014	118.565
7	13:53:21.271	<b>56.241</b>	18.744	21.664	15.833	124.968	120.915	<b>(61) Siobhan FLYNN</b>							
8	13:54:17.559	<b>56.288</b>	<b>18.516</b>	21.801	15.971	123.815	119.196	1	13:47:47.879			22.850	<b>16.328</b>	120.480	<b>120.265</b>
<b>(12) William MONIE</b>								2	13:48:46.338	<b>58.459</b>	<b>19.220</b>	22.843	16.396	<b>122.683</b>	119.196
1	13:47:44.178			21.612	<b>15.719</b>	128.805	<b>123.815</b>	3	13:49:45.416	<b>59.078</b>	19.495	<b>22.481</b>	17.102	118.985	114.323
2	13:48:40.280	<b>56.102</b>	18.926	<b>21.442</b>	15.734	<b>129.551</b>	123.133	4	13:50:44.444	<b>59.028</b>	19.793	22.869	16.366	119.409	118.775
3	13:49:36.431	<b>56.151</b>	18.763	21.544	15.844	127.098	122.908	5	13:51:42.886	<b>58.442</b>	19.292	22.513	16.637	121.572	117.940
4	13:50:32.279	<b>55.848</b>	<b>18.536</b>	21.582	15.730	127.098	123.133	6	13:52:42.326	<b>59.440</b>	19.427	23.058	16.955	120.915	119.621
5	13:51:28.378	<b>56.099</b>	18.778	21.451	15.870	127.098	122.908	7	13:53:41.451	<b>59.125</b>	19.736	22.817	16.572	120.915	119.409
6	13:52:24.232	<b>55.854</b>	18.565	21.534	15.755	127.098	122.908	8	13:54:40.393	<b>58.942</b>	19.501	22.948	16.493	119.621	119.409
7	13:53:20.621	<b>56.389</b>	18.921	21.621	15.847	127.098	122.908	<b>(87) Steven ALLISON</b>							
8	13:54:17.709	<b>57.088</b>	18.914	22.061	16.113	126.857	119.409	1	13:47:48.813			23.371	16.923	<b>117.733</b>	113.166
<b>(1) Bruce BIRNIE</b>								2	13:48:47.917	<b>59.104</b>	19.401	22.870	16.833	116.304	112.220
1	13:47:43.944			21.818	15.885	124.044	119.835	3	13:49:46.847	<b>58.930</b>	19.540	22.820	<b>16.570</b>	116.912	112.597
2	13:48:40.525	<b>56.581</b>	18.808	21.715	16.058	123.815	120.049	4	13:50:46.415	<b>59.568</b>	19.815	22.732	17.021	117.116	112.408
3	13:49:36.758	<b>56.233</b>	18.755	21.701	15.777	<b>125.435</b>	119.835	5	13:51:45.081	<b>58.666</b>	19.325	<b>22.566</b>	16.775	116.709	112.786
4	13:50:32.661	<b>55.903</b>	18.489	21.685	<b>15.729</b>	124.968	120.915	6	13:52:43.915	<b>58.834</b>	19.316	22.804	16.714	115.903	<b>113.357</b>
5	13:51:28.840	<b>56.179</b>	18.658	21.721	15.800	124.735	120.480	7	13:53:42.712	<b>58.797</b>	19.282	22.803	16.712	116.709	112.976
6	13:52:24.727	<b>55.887</b>	<b>18.457</b>	<b>21.679</b>	15.751	124.968	<b>121.133</b>	8	13:54:41.147	<b>58.435</b>	<b>19.147</b>	22.691	16.597	116.912	113.166
7	13:53:21.753	<b>57.026</b>	18.780	22.197	16.049	125.435	120.480	<b>(48) Mark FARRELL</b>							
8	13:54:18.068	<b>56.315</b>	18.667	21.820	15.828	123.815	120.265	1	13:47:51.023			24.065	16.585	121.572	118.356
<b>(8) Jon DICKIE</b>								2	13:48:50.327	<b>59.304</b>	19.595	22.861	16.848	<b>123.360</b>	<b>118.775</b>
1	13:47:46.427			22.568	16.419	<b>123.133</b>	119.409	3	13:49:49.810	<b>59.483</b>	19.654	23.166	16.663	122.683	118.356
2	13:48:43.980	<b>57.553</b>	19.168	22.179	16.206	123.133	<b>119.835</b>	4	13:50:48.550	<b>58.740</b>	19.813	22.500	16.427	122.014	118.147
3	13:49:41.030	<b>57.050</b>	19.022	<b>21.930</b>	16.098	122.236	119.196	5	13:51:47.155	<b>58.605</b>	19.657	<b>22.496</b>	16.452	120.915	118.356
4	13:50:38.541	<b>57.511</b>	19.060	22.196	16.255	121.133	118.775	6	13:52:45.808	<b>58.653</b>	<b>19.402</b>	22.701	16.550	119.621	118.565
5	13:51:35.635	<b>57.094</b>	18.804	22.039	16.251	121.352	119.196	7	13:53:44.300	<b>58.492</b>	19.419	22.726	<b>16.347</b>	120.915	118.147
6	13:52:32.895	<b>57.260</b>	18.966	22.320	15.974	122.236	119.409	8	13:54:42.922	<b>58.622</b>	19.405	22.659	16.558	121.133	117.733
7	13:53:30.133	<b>57.238</b>	18.994	22.146	16.098	120.049	118.775	<b>(28) Paul BOWERBANK</b>							
8	13:54:27.003	<b>56.870</b>	<b>18.783</b>	22.129	<b>15.958</b>	122.236	118.985	1	13:47:50.595			23.708	17.005	122.908	117.526
<b>(17) Phil STEWART</b>								2	13:48:50.131	<b>59.536</b>	19.808	22.850	16.878	121.792	117.940
1	13:47:47.160			22.679	16.437	122.459	119.196	3	13:49:49.708	<b>59.577</b>	19.670	23.131	16.776	<b>123.360</b>	<b>119.196</b>
2	13:48:45.646	<b>58.486</b>	19.564	22.552	16.370	121.792	118.985	4	13:50:49.545	<b>59.837</b>	20.609	22.522	16.706	122.683	118.565
3	13:49:43.013	<b>57.367</b>	19.204	22.081	16.082	122.459	118.775	5	13:51:48.010	<b>58.465</b>	<b>19.198</b>	22.388	16.879	123.133	118.775
4	13:50:40.227	<b>57.214</b>	19.066	<b>21.932</b>	16.216	<b>124.044</b>	<b>119.835</b>	6	13:52:47.028	<b>59.018</b>	19.586	22.653	16.779	122.459	117.116
5	13:51:37.434	<b>57.207</b>	19.157	21.960	16.090	122.236	118.565	7	13:53:46.501	<b>59.473</b>	20.190	22.636	<b>16.647</b>	123.360	116.912
6	13:52:34.702	<b>57.268</b>	18.995	22.108	16.165	122.236	118.775	8	13:54:45.128	<b>58.627</b>	19.578	<b>22.362</b>	16.687	121.572	116.709
7	13:53:31.997	<b>57.295</b>	<b>18.791</b>	22.092	16.412	120.915	117.733	<b>(58) Barry STEWART</b>							
8	13:54:29.307	<b>57.310</b>	19.080	22.170	<b>16.060</b>	120.915	118.147	1	13:47:50.240			23.669	16.983	121.352	116.304
<b>(26) Alan McGREGOR</b>								2	13:48:49.665	<b>59.425</b>	19.762	22.956	16.707	121.792	117.116
1	13:47:45.887			22.393	16.329	121.352	116.912	3	13:49:49.245	<b>59.580</b>	19.870	23.113	<b>16.597</b>	<b>122.459</b>	116.506
2	13:48:43.864	<b>57.977</b>	19.332	22.366	16.279	120.265	115.903	4	13:50:48.072	<b>58.827</b>	<b>19.370</b>	<b>22.822</b>	16.635	120.265	117.116
								5	13:51:47.644	<b>59.572</b>	19.629</				



## KMSC National Motorcycle Racing

Scottish Championship Formula 600

Knockhill 1.267 miles

Race 1 - 1st Race - Re-Start

01/09/2018 13:50

Race (8 Laps) started at 13:46:43

Lap	Time of Day	Lap Tm	S1	S2	S3	S3Spd	SFSpd	Lap	Time of Day	Lap Tm	S1	S2	S3	S3Spd	SFSpd
7	13:53:47.283	<b>1:00.114</b>	19.558	22.886	17.670	120.915	115.703	2	13:48:58.903	<b>1:03.097</b>	20.896	24.625	17.576	113.742	110.193
8	13:54:47.596	<b>1:00.313</b>	19.970	23.027	17.316	117.526	116.912	3	13:49:59.777	<b>1:00.874</b>	<b>20.057</b>	<b>23.658</b>	<b>17.159</b>	113.935	111.846
<b>(27) Andrew DONALD</b>								4	13:51:01.263	<b>1:01.486</b>	20.203	23.841	17.442	<b>115.903</b>	109.118
1	13:47:49.841			23.355	17.114	<b>121.352</b>	<b>117.733</b>	5	13:52:03.476	<b>1:02.213</b>	20.454	24.382	17.377	112.786	112.408
2	13:48:49.429	<b>59.588</b>	19.801	22.810	16.977	119.835	116.912	6	13:53:05.097	<b>1:01.621</b>	20.280	24.038	17.303	113.742	112.976
3	13:49:49.385	<b>59.956</b>	19.942	23.062	16.952	119.409	116.506	7	13:54:07.285	<b>1:02.188</b>	20.695	23.996	17.497	112.976	111.846
4	13:50:49.327	<b>59.942</b>	20.423	22.576	16.943	119.621	114.714	<b>(7) Peter DUNCAN</b>							
5	13:51:51.405	<b>1:02.078</b>	21.027	23.961	17.090	118.985	115.703	1	13:47:55.387			25.135	17.936	112.976	113.742
6	13:52:50.977	<b>59.572</b>	<b>19.707</b>	23.132	<b>16.733</b>	118.565	116.103	2	13:48:59.154	<b>1:03.767</b>	21.084	24.737	17.946	112.408	114.518
7	13:53:50.155	<b>59.178</b>	19.751	<b>22.546</b>	16.881	120.480	115.107	3	13:50:01.889	<b>1:02.735</b>	20.658	24.453	17.624	116.103	113.166
8	13:54:49.891	<b>59.736</b>	19.998	22.845	16.893	117.116	115.903	4	13:51:03.773	<b>1:01.884</b>	20.682	23.842	<b>17.360</b>	118.565	113.935
<b>(38) Graeme BARR</b>								5	13:52:05.439	<b>1:01.666</b>	20.628	23.495	17.543	<b>118.775</b>	114.323
1	13:47:51.718			24.125	17.051	121.133	118.565	6	13:53:07.051	<b>1:01.612</b>	<b>20.609</b>	<b>23.420</b>	17.583	117.940	<b>115.504</b>
2	13:48:52.468	<b>1:00.750</b>	20.403	23.270	17.077	120.480	117.321	7	13:54:11.383	<b>1:04.332</b>	21.760	24.778	17.794	113.742	114.910
3	13:49:51.986	<b>59.518</b>	20.022	23.158	<b>16.338</b>	122.014	<b>119.196</b>	<b>(52) John HODGE</b>							
4	13:50:51.613	<b>59.627</b>	19.896	<b>22.846</b>	16.885	123.133	118.775	1	13:47:51.363			24.096	17.289	118.775	113.935
5	13:51:51.538	<b>59.925</b>	<b>19.797</b>	23.174	16.954	<b>123.360</b>	118.147	2	13:48:51.044	<b>59.681</b>	19.813	22.999	16.869	118.565	113.935
6	13:52:51.648	<b>1:00.110</b>	20.175	23.079	16.856	122.459	118.775	3	13:49:50.290	<b>59.246</b>	<b>19.310</b>	23.214	16.722	<b>119.835</b>	<b>114.518</b>
7	13:53:51.714	<b>1:00.066</b>	19.821	23.064	17.181	120.265	117.940	4	13:50:50.197	<b>59.907</b>	20.156	23.099	<b>16.652</b>	118.356	114.129
8	13:54:52.474	<b>1:00.760</b>	19.903	23.287	17.570	120.915	115.305	5	13:51:48.789	<b>58.592</b>	19.460	<b>22.384</b>	16.748	117.940	112.976
<b>(45) Adam SIMPSON</b>								6	13:52:49.418	<b>1:00.629</b>	19.562	23.733	17.334	116.304	112.597
1	13:47:53.518			24.561	17.297	116.709	115.504	7	13:53:50.163	<b>1:00.745</b>	20.018	23.455	17.272	114.910	110.012
2	13:48:54.731	<b>1:01.213</b>	20.227	23.556	17.430	116.304	115.504	8	13:54:52.508	<b>1:02.345</b>	21.156	23.999	17.190	118.147	111.846
3	13:49:54.940	<b>1:00.209</b>	19.958	23.229	17.022	119.409	114.910	<b>(84) Louis ARTHUR</b>							
4	13:50:54.994	<b>1:00.054</b>	19.968	23.145	16.941	117.940	<b>116.304</b>	1	13:47:53.040			24.556	17.516	117.321	113.166
5	13:51:54.934	<b>59.940</b>	20.060	<b>22.961</b>	16.919	117.526	115.107	2	13:48:54.170	<b>1:01.130</b>	20.267	23.345	17.518	114.714	113.357
6	13:52:55.657	<b>1:00.723</b>	<b>19.613</b>	23.243	17.867	<b>119.835</b>	112.597	3	13:49:54.335	<b>1:00.165</b>	19.943	23.168	<b>17.054</b>	116.506	113.549
7	13:53:56.295	<b>1:00.638</b>	19.952	23.332	17.354	117.940	115.107	4	13:50:54.675	<b>1:00.340</b>	20.039	23.076	17.225	<b>117.526</b>	112.786
8	13:54:55.937	<b>59.642</b>	19.632	23.134	<b>16.876</b>	119.835	115.107	5	13:51:55.191	<b>1:00.516</b>	19.877	23.366	17.273	115.305	112.220
<b>(271) Josh HODGE</b>								6	13:52:55.852	<b>1:00.661</b>	<b>19.724</b>	23.312	17.625	117.321	109.832
1	13:47:53.677			24.593	17.695	118.775	<b>118.565</b>	7	13:53:56.489	<b>1:00.637</b>	20.062	23.318	17.257	117.321	<b>113.935</b>
2	13:48:55.397	<b>1:01.720</b>	20.866	23.555	17.299	<b>120.697</b>	118.565	8	13:54:56.351	<b>59.862</b>	19.756	<b>23.035</b>	17.071	116.103	113.166
3	13:49:56.164	<b>1:00.767</b>	<b>20.338</b>	<b>23.239</b>	<b>17.190</b>	120.697	118.565	<b>(92) Christopher SCOTT</b>							
4	13:50:57.878	<b>1:01.714</b>	20.849	23.357	17.508	120.480	118.356	1	13:47:54.618			24.982	17.659	118.356	115.107
5	13:51:59.228	<b>1:01.350</b>	20.646	23.289	17.415	120.265	117.526	2	13:48:56.548	<b>1:01.930</b>	20.674	23.817	17.439	119.621	115.305
6	13:53:01.293	<b>1:02.065</b>	20.737	23.638	17.690	119.835	117.940	3	13:49:58.530	<b>1:01.982</b>	20.966	23.782	17.234	<b>119.835</b>	114.714
7	13:54:03.092	<b>1:01.799</b>	20.804	23.687	17.308	120.697	116.506	4	13:50:59.719	<b>1:01.189</b>	20.545	<b>23.473</b>	17.171	119.409	115.305
8	13:55:04.656	<b>1:01.564</b>	20.738	23.549	17.277	118.985	116.506	5	13:52:01.093	<b>1:01.374</b>	20.679	23.628	<b>17.067</b>	118.565	<b>115.903</b>
<b>(82) Scott SMITH</b>								6	13:53:02.662	<b>1:01.569</b>	<b>20.522</b>	23.570	17.477	119.835	112.786
1	13:47:55.806			25.322	17.989	112.976	<b>113.166</b>	7	13:54:04.679	<b>1:02.017</b>	20.743	23.939	17.335	117.526	115.903

Clerk of the Course.

Sig : Time :  
Chief Timekeeper : Ian Sharp (SMART Timing)

Results available at [www.speedhive.com](http://www.speedhive.com) and [www.smart-timing.co.uk](http://www.smart-timing.co.uk)

Orbits



## KMSC National Motorcycle Racing

Lapchart

Scottish Championship Formula 600

Knockhill 1.267 miles

Race 1 - 1st Race - Re-Start

01/09/2018 13:50

Race (8 Laps) started at 13:46:43

Competitors	Laps							
	1	2	3	4	5	6	7	8
Rory SKINNER (69)	1	69	69	69	69	69	69	69
Sam MUNRO (64)	2	64	64	64	64	64	64	64
Bruce BIRNIE (1)	3	1	12	12	12	12	12	2
William MONIE (12)	4	12	1	1	1	1	2	12
Lewis PATERSON (2)	5	2	2	2	2	2	1	1
Alan McGREGOR (26)	6	26	26	8	8	8	8	8
Jon DICKIE (8)	7	8	8	26	26	26	17	17
Patrick FORMAN (11)	8	11	11	11	11	17	17	26
Phil STEWART (17)	9	17	17	17	17	11	11	11
Siobhan FLYNN (61)	10	61	61	61	61	5	5	5
Steven ALLISON (87)	11	87	5	5	5	5	61	61
Simon SMAIL (5)	12	5	87	87	87	87	87	87
Andrew DONALD (27)	13	27	27	58	58	48	48	48
Barry STEWART (58)	14	58	58	27	48	58	28	28
Paul BOWERBANK (28)	15	28	28	28	27	28	58	58
Mark FARRELL (48)	16	48	48	48	28	52	52	27
John HODGE (52)	17	52	52	52	52	27	27	52
Graeme BARR (38)	18	38	38	38	38	38	38	52
Louis ARTHUR (84)	19	84	84	84	84	45	45	45
Adam SIMPSON (45)	20	45	45	45	45	84	84	84
Josh HODGE (271)	21	271	271	271	271	271	271	271
Christopher SCOTT (92)	22	92	92	92	92	92	92	92
Peter DUNCAN (7)	23	7	82	82	82	82	82	82
Scott SMITH (82)	24	82	7	7	7	7	7	7
-	25							
-	26							
-	27							
-	28							
-	29							

Clerk of the Course.

Sig : Time :  
Chief Timekeeper : Ian Sharp (SMART Timing)

Results available at [www.speedhive.com](http://www.speedhive.com) and [www.smart-timing.co.uk](http://www.smart-timing.co.uk)

Printed: 01/09/2018 14:01:23

Orbits



**KMSC National Motorcycle Racing**

KMSC Formula 600

Knockhill 1.267 miles

Race 8 - 1st Race

01/09/2018 16:05

Race (10 Laps)

POLE POSITION

<b>1</b>	<b>1</b> 69 Rory SKINNER	<b>2</b> 64 Sam MUNRO	<b>3</b> 2 Lewis PATERSON
<b>2</b>	<b>4</b> 12 William MONIE	<b>5</b> 1 Bruce BIRNIE	<b>6</b> 8 Jon DICKIE
<b>3</b>	<b>7</b> 17 Phil STEWART	<b>8</b> 26 Alan McGREGOR	<b>9</b> 11 Patrick FORMAN
<b>4</b>	<b>10</b> 5 Simon SMAIL	<b>11</b> 61 Siobhan FLYNN	<b>12</b> 87 Steven ALLISON
<b>5</b>	<b>13</b> 48 Mark FARRELL	<b>14</b> 28 Paul BOWERBANK	<b>15</b> 58 Barry STEWART
<b>6</b>	<b>16</b> 27 Andrew DONALD	<b>17</b> 38 Graeme BARR	<b>18</b> 52 John HODGE
<b>7</b>	<b>19</b> 45 Adam SIMPSON	<b>20</b> 84 Louis ARTHUR	<b>21</b> 271 Josh HODGE
<b>8</b>	<b>22</b> 92 Christopher SCOTT	<b>23</b> 82 Scott SMITH	<b>24</b> 7 Peter DUNCAN
<b>9</b>	<b>25</b> 55 James McLAREN	<b>26</b> 23 Graeme MacLEOD	<b>27</b> 179 Jimmy ROTHERY
<b>10</b>	<b>28</b> 91 Lewis SHAND	<b>29</b> 50 Calum JACKSON	

Clerk of the Course.

Sig : Time :

Chief Timekeeper : Ian Sharp (SMART Timing)

Results available at [www.speedhive.com](http://www.speedhive.com) and [www.smart-timing.co.uk](http://www.smart-timing.co.uk)

Orbits



# Race Results

## KMSC National Motorcycle Racing

Sorted on Laps

National CB500's

Knockhill 1.267 miles

Race 2 - 1st Race

01/09/2018 14:05

Race (10 Laps) started at 14:01:11

Pos	No.	Name	Make/Model	CC	Class	Laps	Total Tm	Diff	Best Tm	In Lap	Avg. Speed
1	144	Keith SHEPHERD	Honda	CB500	CB	10	10:58.602		1:04.597	4	69.254
2	87	Jodie CHALK	Honda	CB500	CB	10	11:03.921	5.319	1:05.774	10	68.699
3	23	Ross McCLEARY	Honda	CB500	CB	10	11:08.438	9.836	1:05.443	8	68.235
4	35	Daryn PETERS	Honda	CB500	CB	10	11:18.303	19.701	1:06.476	3	67.243
5	31	Mark NIMMO	Honda	CB500	CB	10	11:28.885	30.283	1:06.028	10	66.210
6	101	Colin MOONEY	Honda	CB500	CB	10	11:31.078	32.476	1:07.400	10	66.000
7	26	Raymond REID	Honda	CB500	CB	10	11:31.278	32.676	1:07.092	10	65.981
8	7	Colvin DENHOLM	Honda	CB500	CB	10	11:41.883	43.281	1:07.986	8	64.984
9	126	Martin BULMAN	Honda	CB500	CB	10	11:46.134	47.532	1:07.940	10	64.592
10	73	Fraser CAMERON	Honda	CB500	CB	10	11:48.078	49.476	1:09.391	6	64.415
11	222	Colin READ	Honda	CB500	CB	10	11:51.870	53.268	1:09.290	8	64.072
12	57	Chris MANAGHAN	Honda	CB500	CB	9	11:02.121	1 Lap	1:11.491	8	61.997
13	58	Ross ALLAN	Honda	CB500	CB	9	11:02.449	1 Lap	1:09.597	9	61.967
14	8	Cameron STEWART	Honda	CB500	CB	9	11:10.307	1 Lap	1:12.061	8	61.240
15	55	Allan McCLEARY	Honda	CB500	CB	9	11:10.601	1 Lap	1:12.241	9	61.213
16	96	Andrew KIRKWOOD	Honda	CB500	CB	9	11:25.763	1 Lap	1:14.085	7	59.860

**Not classified**

DNF	47	Steve KAIN	Honda	CB500	CB	8	9:41.563	DNF	1:09.004	7	62.743
DNF	88	Kevin LIDDLE	Honda	CB500	CB	2	2:46.746	DNF	1:24.676	2	54.707
DNS	13	Andrew BARTON	Honda	CB500	CB			DNS		0	-
DNS	48	Allan BROOKBANKS	Honda	CB500	CB			DNS		0	-
DNS	114	Martin CURRAH	Honda	CB500	CB			DNS		0	-
DNS	16	Gerry KEIRNAN	Honda	CB500	CB			DNS		0	-

Margin of Victory	Avg. Speed	Best Lap Tm	Best Speed	Best Lap by
5.319	69.254	1:04.597	70.608	144 - Keith SHEPHERD

Clerk of the Course.

Orbits

 Sig : Time :  
 Chief Timekeeper : Ian Sharp (SMART Timing)

 Results available at [www.speedhive.com](http://www.speedhive.com) and [www.smart-timing.co.uk](http://www.smart-timing.co.uk)

Printed: 01/09/2018 14:16:19



## KMSC National Motorcycle Racing

National CB500's

Knockhill 1.267 miles

Race 2 - 1st Race

01/09/2018 14:05

Race (10 Laps) started at 14:01:11

Lap	Time of Day	Lap Tm	S1	S2	S3	S3Spd	SFSpd
<b>(144) Keith SHEPHERD</b>							
1	14:02:20.185			25.792	19.012	94.919	<b>92.308</b>
2	14:03:26.496	<b>1:06.311</b>	21.947	25.518	18.846	95.595	92.181
3	14:04:32.555	<b>1:06.059</b>	21.999	25.383	18.677	96.697	91.677
4	14:05:37.152	<b>1:04.597</b>	<b>21.155</b>	24.868	18.574	94.919	91.179
5	14:06:41.937	<b>1:04.785</b>	21.385	24.802	18.598	94.385	91.303
6	14:07:46.738	<b>1:04.801</b>	21.578	<b>24.746</b>	18.477	94.252	91.179
7	14:08:51.928	<b>1:05.190</b>	21.573	25.062	18.555	94.518	91.303
8	14:09:57.176	<b>1:05.248</b>	21.658	25.194	<b>18.396</b>	95.595	91.802
9	14:11:02.485	<b>1:05.309</b>	21.673	25.185	18.451	<b>97.540</b>	91.552
10	14:12:09.716	<b>1:07.231</b>	21.951	26.788	18.492	95.188	90.809
<b>(87) Jodie CHALK</b>							
1	14:02:19.514			25.770	19.000	93.726	92.308
2	14:03:26.177	<b>1:06.663</b>	22.095	25.725	18.843	94.785	91.677
3	14:04:32.610	<b>1:06.433</b>	22.027	25.392	19.014	95.188	<b>92.435</b>
4	14:05:38.779	<b>1:06.169</b>	21.735	25.593	18.841	95.323	92.054
5	14:06:44.555	<b>1:05.776</b>	<b>21.541</b>	25.512	<b>18.723</b>	95.459	92.054
6	14:07:50.624	<b>1:06.069</b>	21.785	25.459	18.825	94.385	91.802
7	14:08:56.836	<b>1:06.212</b>	21.935	25.446	18.831	94.919	91.802
8	14:10:03.146	<b>1:06.310</b>	21.967	25.368	18.975	96.419	91.427
9	14:11:09.261	<b>1:06.115</b>	21.780	<b>25.099</b>	19.236	<b>96.836</b>	92.181
10	14:12:15.035	<b>1:05.774</b>	21.582	25.162	19.030	95.731	91.179
<b>(23) Ross McCLEARY</b>							
1	14:02:22.165			26.030	19.758	92.181	87.837
2	14:03:29.605	<b>1:07.440</b>	22.289	25.764	19.387	92.181	88.649
3	14:04:36.782	<b>1:07.177</b>	22.024	25.830	19.323	92.562	88.649
4	14:05:43.439	<b>1:06.657</b>	21.823	25.707	19.127	92.818	88.649
5	14:06:49.640	<b>1:06.201</b>	21.659	25.538	19.004	92.435	88.532
6	14:07:55.307	<b>1:05.667</b>	21.571	25.263	<b>18.833</b>	92.308	88.416
7	14:09:01.081	<b>1:05.774</b>	21.581	25.281	18.912	93.205	88.532
8	14:10:06.524	<b>1:05.443</b>	<b>21.533</b>	<b>25.019</b>	18.891	<b>93.465</b>	88.884
9	14:11:13.256	<b>1:06.732</b>	22.338	25.506	18.888	93.076	88.649
10	14:12:19.552	<b>1:06.296</b>	21.692	25.386	19.218	93.205	<b>89.002</b>
<b>(35) Daryn PETERS</b>							
1	14:02:24.146			26.753	20.093	<b>94.385</b>	<b>90.809</b>
2	14:03:31.442	<b>1:07.296</b>	22.313	25.473	19.510	92.562	88.416
3	14:04:37.918	<b>1:06.476</b>	<b>21.846</b>	<b>25.190</b>	19.440	92.690	89.957
4	14:05:44.511	<b>1:06.593</b>	21.846	25.437	19.310	92.690	88.068
5	14:06:51.206	<b>1:06.695</b>	21.873	25.629	<b>19.193</b>	92.435	88.884
6	14:07:58.629	<b>1:07.423</b>	22.169	25.678	19.576	91.179	87.837
7	14:09:06.341	<b>1:07.712</b>	22.071	25.638	20.003	90.932	86.257
8	14:10:14.222	<b>1:07.881</b>	22.572	25.908	19.401	91.427	88.884
9	14:11:21.469	<b>1:07.247</b>	22.044	25.700	19.503	92.054	88.767
10	14:12:29.417	<b>1:07.948</b>	22.719	25.379	19.850	91.179	87.380
<b>(31) Mark NIMMO</b>							
1	14:02:27.810			27.704	20.390	<b>93.205</b>	88.767
2	14:03:39.162	<b>1:11.352</b>	23.964	27.374	20.014	92.181	88.183
3	14:04:48.518	<b>1:09.356</b>	22.468	27.258	19.630	89.477	88.416
4	14:05:56.324	<b>1:07.806</b>	22.330	25.892	19.584	91.055	87.837
5	14:07:03.778	<b>1:07.454</b>	22.289	25.630	19.535	90.198	84.946
6	14:08:11.541	<b>1:07.763</b>	22.196	26.303	19.264	89.239	85.487
7	14:09:19.545	<b>1:08.004</b>	22.084	26.584	19.336	90.198	87.952
8	14:10:27.213	<b>1:07.668</b>	22.312	25.907	19.449	91.427	<b>88.884</b>
9	14:11:33.971	<b>1:06.758</b>	22.357	25.348	19.053	91.427	88.532
10	14:12:39.999	<b>1:06.028</b>	<b>21.806</b>	<b>25.173</b>	<b>19.049</b>	92.435	88.532
<b>(101) Colin MOONEY</b>							
1	14:02:23.790			26.876	20.338	89.358	87.837
2	14:03:33.680	<b>1:09.890</b>	23.415	26.544	19.931	90.077	86.590
3	14:04:42.838	<b>1:09.158</b>	22.923	26.352	19.883	90.442	87.153
4	14:05:52.096	<b>1:09.258</b>	23.042	26.237	19.979	89.957	87.040
5	14:07:00.859	<b>1:08.763</b>	22.864	26.256	19.643	90.442	86.702
6	14:08:09.446	<b>1:08.587</b>	22.542	26.307	19.738	89.957	87.153
7	14:09:18.605	<b>1:09.159</b>	22.651	26.659	19.849	90.077	87.153
8	14:10:26.910	<b>1:08.305</b>	22.603	26.110	<b>19.592</b>	90.686	87.722
9	14:11:34.792	<b>1:07.882</b>	22.292	25.953	19.637	<b>92.818</b>	<b>87.952</b>
10	14:12:42.192	<b>1:07.400</b>	<b>22.290</b>	<b>25.513</b>	19.597	91.179	87.266

Lap	Time of Day	Lap Tm	S1	S2	S3	S3Spd	SFSpd
1	14:02:23.946				20.062	93.988	89.596
2	14:03:34.736	<b>1:10.790</b>			19.824	92.308	87.952
3	14:04:44.563	<b>1:09.827</b>			19.720	92.435	89.120
4	14:05:53.598	<b>1:09.035</b>	<b>22.973</b>	<b>26.578</b>	19.484	92.947	89.477
5	14:07:02.963	<b>1:09.365</b>			19.447	90.077	88.884
6	14:08:10.877	<b>1:07.914</b>			19.077	92.818	88.884
7	14:09:19.267	<b>1:08.390</b>			<b>19.066</b>	93.076	89.239
8	14:10:27.172	<b>1:07.905</b>			19.273	<b>95.188</b>	89.596
9	14:11:35.300	<b>1:08.128</b>			19.082	93.857	<b>90.442</b>
10	14:12:42.392	<b>1:07.092</b>			19.276	94.651	89.957
<b>(7) Colvin DENHOLM</b>							
1	14:02:27.324			28.039	20.545	91.055	<b>89.477</b>
2	14:03:37.985	<b>1:10.661</b>	23.661	27.213	19.787	90.320	88.532
3	14:04:49.127	<b>1:11.142</b>	23.321	27.546	20.275	90.686	88.183
4	14:05:58.811	<b>1:09.684</b>	23.252	26.597	19.835	92.054	88.649
5	14:07:08.126	<b>1:09.315</b>	22.855	26.924	19.536	92.435	88.416
6	14:08:18.250	<b>1:10.124</b>	23.256	27.191	19.677	92.181	88.416
7	14:09:28.390	<b>1:10.140</b>	23.390	26.989	19.761	<b>92.690</b>	88.884
8	14:10:36.376	<b>1:07.986</b>	<b>22.404</b>	26.140	<b>19.442</b>	92.690	88.649
9	14:11:44.822	<b>1:08.446</b>	22.584	<b>26.042</b>	19.820	92.435	89.477
10	14:12:52.997	<b>1:08.175</b>	22.509	26.053	19.613	92.054	89.120
<b>(126) Martin BULMAN</b>							
1	14:02:26.803			28.197	20.096	90.809	86.479
2	14:03:39.511	<b>1:12.708</b>	24.694	27.561	20.453	89.957	87.040
3	14:04:51.402	<b>1:11.891</b>	24.148	27.396	20.347	93.076	87.608
4	14:06:02.346	<b>1:10.944</b>	23.512	27.147	20.285	91.427	<b>88.299</b>
5	14:07:12.884	<b>1:10.538</b>	23.406	26.918	20.214	92.308	<b>87.837</b>
6	14:08:22.911	<b>1:10.027</b>	23.199	26.912	19.916	91.552	87.722
7	14:09:32.566	<b>1:09.655</b>	23.235	26.862	19.558	91.179	87.837
8	14:10:41.112	<b>1:08.546</b>	22.560	26.044	19.942	91.928	88.183
9	14:11:49.308	<b>1:08.196</b>	<b>22.373</b>	26.361	<b>19.462</b>	<b>93.726</b>	87.952
10	14:12:57.248	<b>1:07.940</b>	22.386	<b>26.016</b>	19.538	91.303	87.722
<b>(73) Fraser CAMERON</b>							
1	14:02:29.341			28.162	20.323	90.442	<b>88.532</b>
2	14:03:40.114	<b>1:10.773</b>	23.426	26.909	20.438	92.181	86.927
3	14:04:51.248	<b>1:11.134</b>	23.904	27.357	19.873	<b>93.205</b>	86.590
4	14:06:02.346	<b>1:10.944</b>	23.512	27.147	20.285	91.427	<b>88.299</b>
5	14:07:12.884	<b>1:10.538</b>	23.406	26.918	20.214	92.308	<b>87.837</b>
6	14:08:22.911	<b>1:10.027</b>	23.199	26.912	19.916	91.552	87.722
7	14:09:32.566	<b>1:09.655</b>	23.235	26.862	19.558	91.179	87.837
8	14:10:41.112	<b>1:08.546</b>	22.560	26.044	19.942	91.928	88.183
9	14:11:49.308	<b>1:08.196</b>	<b>22.373</b>	26.361	<b>19.462</b>	<b>93.726</b>	87.952
10	14:12:57.248	<b>1:07.940</b>	22.386	<b>26.016</b>	19.538	91.303	87.722
<b>(222) Colin READ</b>							
1	14:02:27.673			27.896	20.557	90.809	87.040
2	14:03:39.750	<b>1:12.077</b>	23.984	27.894	20.199	<b>91.179</b>	<b>87.153</b>
3	14:04:50.847	<b>1:11.097</b>	23.616	27.476	20.005	91.179	86.368
4	14:06:01.718	<b>1:10.871</b>	23.184	27.358	20.329	90.320	85.815
5	14:07:12.568	<b>1:10.850</b>	23.724	27.050	20.076	90.809	85.815
6	14:08:22.748	<b>1:10.180</b>	23.216	26.894	20.070	89.477	85.270
7	14:09:33.219	<b>1:10.471</b>	23.019	27.266	20.186	90.564	85.925
8	14:10:42.509	<b>1:09.290</b>	<b>22.722</b>	<b>26.687</b>	<b>19.881</b>	89.716	86.368
9	14:11:52.535	<b>1:10.026</b>	22.779	27.068	20.179	89.596	86.146
10	14:13:02.984	<b>1:10.449</b>	23.066	26.936	20.447	89.836	83.467
<b>(57) Chris MANAGHAN</b>							
1	14:02:32.554			21.451	89.716	87.837	
2	14:03:47.221	<b>1:14.667</b>		20.961	88.299	87.380	
3	14:05:00.042	<b>1:12.821</b>		20.540	89.596	87.722	
4	14:06:12.082	<b>1:12.040</b>		20.613	88.649	86.257	
5	14:07:23.844	<b>1:11.762</b>		20.221	88.299	87.266	

## KMSC National Motorcycle Racing

National CB500's

Knockhill 1.267 miles

Race 2 - 1st Race

01/09/2018 14:05

Race (10 Laps) started at 14:01:11

Lap	Time of Day	Lap Tm	S1	S2	S3	S3Spd	SFSpd	Lap	Time of Day	Lap Tm	S1	S2	S3	S3Spd	SFSpd
4	14:06:16.764	<b>1:13.619</b>	24.502	28.311	20.806	86.702	86.368								
5	14:07:30.045	<b>1:13.281</b>	24.806	28.539	<b>19.936</b>	<b>90.077</b>	85.162								
6	14:08:41.651	<b>1:11.606</b>	24.039	27.496	20.071	87.837	85.162								
7	14:09:52.779	<b>1:11.128</b>	24.100	26.938	20.090	87.837	85.054								
8	14:11:03.966	<b>1:11.187</b>	24.185	26.868	20.134	88.649	86.257								
9	14:12:13.563	<b>1:09.597</b>	<b>23.125</b>	<b>26.425</b>	20.047	88.649	<b>86.590</b>								

(8) Cameron STEWART

1	14:02:34.853			29.769	22.029	86.814	83.571
2	14:03:50.685	<b>1:15.832</b>	25.576	29.092	21.164	<b>86.927</b>	83.989
3	14:05:05.223	<b>1:14.538</b>	24.341	29.187	21.010	86.479	<b>84.306</b>
4	14:06:18.031	<b>1:12.808</b>	24.089	27.998	<b>20.721</b>	86.814	83.780
5	14:07:31.757	<b>1:13.726</b>	24.079	28.817	20.830	86.035	82.951
6	14:08:44.404	<b>1:12.647</b>	23.842	28.023	20.782	85.596	81.839
7	14:09:57.057	<b>1:12.653</b>	<b>23.393</b>	27.925	21.335	81.048	78.305
8	14:11:09.118	<b>1:12.061</b>	23.531	27.601	20.929	82.747	79.323
9	14:12:21.421	<b>1:12.303</b>	24.045	<b>27.445</b>	20.813	82.240	79.043

(55) Allan McCLEARY

1	14:02:34.018			29.876	20.820	<b>90.442</b>	86.146
2	14:03:48.492	<b>1:14.474</b>	24.992	28.943	20.539	89.358	86.368
3	14:05:02.777	<b>1:14.285</b>	24.596	29.032	20.657	88.649	85.925
4	14:06:16.427	<b>1:13.650</b>	24.552	28.947	20.151	89.716	85.706
5	14:07:30.377	<b>1:13.950</b>	24.721	28.871	20.358	88.068	86.146
6	14:08:43.504	<b>1:13.127</b>	24.350	28.390	20.387	88.767	85.815
7	14:09:56.478	<b>1:12.974</b>	24.726	<b>28.107</b>	20.141	89.596	85.379
8	14:11:09.474	<b>1:12.996</b>	24.506	28.333	20.157	89.477	85.925
9	14:12:21.715	<b>1:12.241</b>	<b>24.056</b>	28.148	<b>20.037</b>	89.836	<b>87.266</b>

(96) Andrew KIRKWOOD

1	14:02:34.001				21.951	89.957	85.925
2	14:03:49.848	<b>1:15.847</b>	25.443	29.469	20.935	89.477	86.368
3	14:05:04.668	<b>1:14.820</b>	24.584	29.105	21.131	<b>90.320</b>	86.257
4	14:06:19.749	<b>1:15.081</b>	24.372	29.481	21.228	89.836	84.839
5	14:07:35.137	<b>1:15.388</b>	24.678	29.380	21.330	88.068	85.487
6	14:08:50.128	<b>1:14.991</b>	24.756	29.326	20.909	88.532	85.925
7	14:10:04.213	<b>1:14.085</b>	<b>24.299</b>	<b>28.882</b>	<b>20.904</b>	88.649	<b>86.927</b>
8	14:11:20.537	<b>1:16.324</b>	24.444	29.716	22.164	86.479	83.780
9	14:12:36.877	<b>1:16.340</b>	24.939	29.285	22.116	86.257	82.849

(47) Steve KAIN

1	14:02:26.739				20.286	90.198	<b>87.837</b>
2	14:03:38.997	<b>1:12.258</b>	23.955	27.992	20.311	90.077	86.368
3	14:04:50.259	<b>1:11.262</b>			20.018	91.303	86.146
4	14:06:00.250	<b>1:09.991</b>		27.134	19.735	90.564	86.927
5	14:07:09.980	<b>1:09.730</b>	23.353	27.031	19.346	91.055	86.927
6	14:08:19.753	<b>1:09.773</b>	23.408	26.959	19.406	90.198	86.814
7	14:09:28.757	<b>1:09.004</b>	23.195	<b>26.547</b>	<b>19.262</b>	<b>91.677</b>	87.380
8	14:10:52.677	<b>1:23.920</b>	<b>22.887</b>	27.622	33.411	62.368	27.811

(88) Kevin LIDDLE

1	14:02:33.184			<b>30.344</b>	<b>22.302</b>	<b>88.068</b>	<b>87.040</b>
2	14:03:57.860	<b>1:24.676</b>	<b>27.924</b>	30.348	26.404	84.839	38.413

Clerk of the Course.

Sig : Time :

Chief Timekeeper : Ian Sharp (SMART Timing)

 Results available at [www.speedhive.com](http://www.speedhive.com) and [www.smart-timing.co.uk](http://www.smart-timing.co.uk)

Printed: 01/09/2018 14:16:38

Orbits



## MSMC National Motorcycle Racing

## Lapchart

**National CB500's**
**Knockhill 1.267 miles**
**Race 2 - 1st Race**
**01/09/2018 14:05**
**Race (10 Laps) started at 14:01:11**

Competitors	Laps										
	1	2	3	4	5	6	7	8	9	10	
Jodie CHALK (87)	1	87	87	144	144	144	144	144	144	144	144
Keith SHEPHERD (144)	2	144	144	87	87	87	87	87	87	87	87
Ross McCLEARY (23)	3	23	23	23	23	23	23	23	23	23	23
Colin MOONEY (101)	4	101	35	35	35	35	35	35	35	35	35
Raymond REID (26)	5	26	101	101	101	101	101	101	101	31	31
Daryn PETERS (35)	6	35	26	26	26	26	26	26	101	101	
Steve KAIN (47)	7	47	7	31	31	31	31	31	26	26	
Martin BULMAN (126)	8	126	47	7	7	7	7	7	7	7	
Colvin DENHOLM (7)	9	7	31	47	47	47	47	47	73	126	126
Colin READ (222)	10	222	126	222	222	73	73	73	126	73	73
Mark NIMMO (31)	11	31	222	73	73	222	222	126	222	222	222
Fraser CAMERON (73)	12	73	73	126	126	126	126	222	47	57	
Chris MANAGHAN (57)	13	57	57	57	57	57	57	57	57	58	
Kevin LIDDLE (88)	14	88	55	55	55	58	58	58	58	8	
Andrew KIRKWOOD (96)	15	96	96	58	58	55	55	55	8	55	
Allan McCLEARY (55)	16	55	8	96	8	8	8	8	55	96	
Ross ALLAN (58)	17	58	58	8	96	96	96	96	96		
Cameron STEWART (8)	18	8	88								
-	19										
-	20										
-	21										
-	22										

**Clerk of the Course.**
**Orbits**

**Sig :** \_\_\_\_\_ **Time :** \_\_\_\_\_  
**Chief Timekeeper : Ian Sharp (SMART Timing)**  
**Results available at [www.speedhive.com](http://www.speedhive.com) and [www.smart-timing.co.uk](http://www.smart-timing.co.uk)**



## KMSC National Motorcycle Racing

KMSC CB500's

Knockhill 1.267 miles

Race 9 - 1st Race

01/09/2018 16:25

Race (10 Laps)

POLE POSITION

<b>1</b>	<b>1</b> 144 Keith SHEPHERD	<b>2</b> 87 Jodie CHALK	<b>3</b> 23 Ross McCLEARY
<b>2</b>	<b>4</b> 35 Daryn PETERS	<b>5</b> 31 Mark NIMMO	<b>6</b> 101 Colin MOONEY
<b>3</b>	<b>7</b> 26 Raymond REID	<b>8</b> 7 Colvin DENHOLM	<b>9</b> 126 Martin BULMAN
<b>4</b>	<b>10</b> 73 Fraser CAMERON	<b>11</b> 222 Colin READ	<b>12</b> 57 Chris MANAGHAN
<b>5</b>	<b>13</b> 58 Ross ALLAN	<b>14</b> 8 Cameron STEWART	<b>15</b> 55 Allan McCLEARY
<b>6</b>	<b>16</b> 96 Andrew KIRKWOOD	<b>17</b> 47 Steve KAIN	<b>18</b> 88 Kevin LIDDLE
<b>7</b>	<b>19</b> 13 Andrew BARTON	<b>20</b> 48 Allan BROOKBANKS	<b>21</b> 114 Martin CURRAH
<b>8</b>	<b>22</b> 16 Gerry KEIRNAN		

Clerk of the Course.

Orbits

Sig :                      Time :  
 Chief Timekeeper : Ian Sharp (SMART Timing)  
 Results available at [www.speedhive.com](http://www.speedhive.com) and [www.smart-timing.co.uk](http://www.smart-timing.co.uk)





# Race Results

## KMSC National Motorcycle Racing

Sorted on Laps

KMSC 125's &amp; KMSC Formula 400's

Knockhill 1.267 miles

Race 3 - 1st Race

01/09/2018 14:25

Race (10 Laps) started at 14:18:30

Pos	No.	Name	Make/Model	CC	Class	Laps	Total Tm	Diff	Best Tm	In Lap	Avg. Speed
1	69	Mark BOWRAN	Kawasaki	ZXR400	F400	10	10:58.100		1:04.221	2	69.307
2	99	Marc GIBSON	Kawasaki	ZXR400	F400	10	11:00.024	1.924	1:04.388	6	69.105
3	118	Rod WALKER	Kawasaki	ZXR400	F400	10	11:00.107	2.007	1:03.777	10	69.096
4	22	Ross MAGUIRE	Aprilia	RS125	F125	10	11:09.866	11.766	1:05.690	6	68.090
5	33	Declan CONNELL	Aprilia	RS125	F125	10	11:26.275	28.175	1:06.298	10	66.462
6	55	Owen PATERSON	Aprilia	RS125	F125	10	11:27.280	29.180	1:06.960	10	66.364
7	122	Logan TURNER	Aprilia	RS125	F125	10	11:28.983	30.883	1:06.846	7	66.200
8	12	Jimmy MUIR	Aprilia	RS125	F125	10	11:30.334	32.234	1:07.402	9	66.071
9	179	Jimmy ROTHERY	Yamaha	FZR400	F400	9	11:14.200	1 Lap	1:13.940	5	60.887
10	590	Ian AITKEN	Suzuki	GSXR 400	F400	9	11:37.218	1 Lap	1:16.006	2	58.877
11	78	Ana De SOUZA	Kawasaki	ZX6	S6	9	11:54.441	1 Lap	1:17.605	4	57.457

**Not classified**

DNF	19	Fletcher McINALLY	Aprilia	RS125	F125	2	2:52.566	DNF	1:22.601	2	52.862
DNS	58	James McLAREN	Suzuki	GSXR600	F400			DNS		0	-

Margin of Victory	Avg. Speed	Best Lap Tm	Best Speed	Best Lap by
1.924	69.307	1:03.777	71.516	118 - Rod WALKER

Clerk of the Course.

Orbits

Sig : \_\_\_\_\_ Time : \_\_\_\_\_  
 Chief Timekeeper : Ian Sharp (SMART Timing)  
 Results available at [www.speedhive.com](http://www.speedhive.com) and [www.smart-timing.co.uk](http://www.smart-timing.co.uk)



## KMSC National Motorcycle Racing

**KMSC 125's & KMSC Formula 400's**
**Knockhill 1.267 miles**
**Race 3 - 1st Race**
**01/09/2018 14:25**
**Race (10 Laps) started at 14:18:30**

Lap	Time of Day	Lap Tm	S1	S2	S3	S3Spd	SFSpd	Lap	Time of Day	Lap Tm	S1	S2	S3	S3Spd	SFSpd
<b>(69) Mark BOWRAN</b>								<b>(12) Jimmy MUIR</b>							
1	14:19:36.867			24.521	<b>17.706</b>	100.762	<b>98.688</b>	1	14:19:46.194				20.119	84.839	<b>79.417</b>
2	14:20:41.088	<b>1:04.221</b>	<b>21.675</b>	<b>24.454</b>	18.092	100.011	97.257	2	14:20:55.733	<b>1:09.539</b>			20.527	83.780	77.581
3	14:21:46.345	<b>1:05.257</b>			18.429	98.398	93.465	3	14:22:03.876	<b>1:08.143</b>			19.973	85.379	78.397
4	14:22:53.319	<b>1:06.974</b>			18.725	101.066	95.731	4	14:23:11.666	<b>1:07.790</b>			20.273	85.379	79.043
5	14:23:58.707	<b>1:05.388</b>	22.200	24.820	18.368	99.714	97.967	5	14:24:19.479	<b>1:07.813</b>			19.829	86.368	79.043
6	14:25:04.854	<b>1:06.147</b>	22.242	25.878	18.027	<b>102.768</b>	98.254	6	14:25:28.003	<b>1:08.524</b>			19.815	84.839	78.765
7	14:26:10.821	<b>1:05.967</b>	22.195	25.443	18.329	99.863	97.117	7	14:26:34.849	<b>1:06.846</b>			19.904	85.162	78.488
8	14:27:16.641	<b>1:05.820</b>	22.572	25.017	18.231	101.066	98.688	8	14:27:44.349	<b>1:09.500</b>			20.373	<b>86.702</b>	76.782
9	14:28:22.881	<b>1:06.240</b>	22.839	25.098	18.303	101.678	97.257	9	14:28:51.427	<b>1:07.078</b>			<b>19.612</b>	86.257	78.950
10	14:29:28.784	<b>1:05.903</b>			18.140	100.611	98.111	10	14:29:59.667	<b>1:08.240</b>			20.014	83.885	77.581
<b>(99) Marc GIBSON</b>								<b>(179) Jimmy ROTHERY</b>							
1	14:19:40.389			25.453	18.634	99.272	97.117	1	14:19:45.390				27.801	86.814	<b>82.951</b>
2	14:20:47.262	<b>1:06.873</b>	22.709	25.421	18.743	99.714	94.785	2	14:20:53.636	<b>1:08.246</b>	22.221	26.524	19.501	87.608	82.951
3	14:21:54.534	<b>1:07.272</b>	22.872	25.731	18.669	98.833	94.385	3	14:22:01.842	<b>1:08.206</b>	22.520	26.270	<b>19.416</b>	<b>88.299</b>	82.341
4	14:23:00.936	<b>1:06.402</b>	22.849	25.235	18.318	97.399	95.731	4	14:23:10.731	<b>1:08.889</b>	22.581	26.429	19.879	86.590	80.853
5	14:24:05.791	<b>1:04.855</b>	22.129	24.824	17.902	100.611	98.254	5	14:24:18.888	<b>1:08.157</b>	22.141	26.231	19.785	86.146	81.343
6	14:25:10.179	<b>1:04.388</b>	21.575	25.032	17.781	100.460	<b>99.125</b>	6	14:25:28.023	<b>1:09.135</b>	22.796	26.374	19.965	86.479	81.146
7	14:26:15.692	<b>1:05.513</b>	21.950	25.180	18.383	96.697	97.967	7	14:26:36.162	<b>1:08.139</b>	22.365	<b>25.790</b>	19.984	88.299	78.305
8	14:27:20.430	<b>1:04.738</b>	<b>21.509</b>	24.969	18.260	99.566	94.120	8	14:27:45.425	<b>1:09.263</b>	22.495	27.164	19.604	85.815	81.441
9	14:28:26.266	<b>1:05.836</b>	21.842	25.848	18.146	98.688	94.651	9	14:28:52.827	<b>1:07.402</b>	<b>21.991</b>	25.922	19.489	87.380	81.739
10	14:29:30.708	<b>1:04.442</b>	21.962	<b>24.798</b>	<b>17.682</b>	<b>101.524</b>	97.682	10	14:30:01.018	<b>1:08.191</b>	22.497	25.997	19.697	87.153	80.272
<b>(118) Rod WALKER</b>								<b>(19) Ian AITKEN</b>							
1	14:19:42.514			26.335	19.059	92.818	93.988	1	14:19:51.786				30.092	21.887	83.571
2	14:20:48.144	<b>1:05.630</b>	21.970	25.224	18.436	97.967	94.518	2	14:21:07.792	<b>1:16.006</b>	<b>25.329</b>	29.244	<b>21.433</b>	85.925	<b>80.755</b>
3	14:21:55.012	<b>1:06.868</b>	22.230	25.891	18.747	97.824	94.919	3	14:22:24.098	<b>1:16.306</b>	25.467	29.035	21.804	84.306	78.765
4	14:23:00.858	<b>1:05.846</b>	22.744	24.801	18.301	97.257	95.595	4	14:23:33.046	<b>1:14.806</b>			20.847	90.320	87.494
5	14:24:05.226	<b>1:04.368</b>	<b>21.425</b>	24.505	18.438	97.682	94.919	5	14:24:46.986	<b>1:13.940</b>			20.768	89.836	88.068
6	14:25:10.149	<b>1:04.923</b>	21.600	25.264	18.059	97.540	95.188	6	14:26:01.503	<b>1:14.517</b>			20.792	90.320	86.702
7	14:26:15.829	<b>1:05.680</b>	22.212	24.837	18.631	97.682	92.181	7	14:27:15.563	<b>1:14.600</b>			<b>20.444</b>	90.198	<b>88.532</b>
8	14:27:20.787	<b>1:04.958</b>	21.856	24.825	18.277	<b>99.714</b>	94.385	8	14:28:30.035	<b>1:14.472</b>			20.894	89.957	88.183
9	14:28:27.014	<b>1:06.227</b>	21.823	26.340	18.064	95.595	<b>95.868</b>	9	14:29:44.884	<b>1:14.849</b>			20.748	<b>90.564</b>	87.266
10	14:29:30.791	<b>1:03.777</b>	21.474	<b>24.456</b>	<b>17.847</b>	98.543	93.857	<b>(50) Ana De SOUZA</b>							
<b>(22) Ross MAGUIRE</b>								<b>(78) Ana De SOUZA</b>							
1	14:19:42.493			26.113	19.643	87.153	81.441	1	14:19:57.305				30.444	22.764	<b>87.952</b>
2	14:20:51.543	<b>1:09.050</b>	23.917	25.812	19.321	87.494	81.244	2	14:21:15.746	<b>1:18.441</b>	26.221	30.452	<b>21.768</b>	86.368	<b>102.142</b>
3	14:21:57.470	<b>1:05.927</b>	21.627	25.132	19.168	88.299	81.839	3	14:22:34.111	<b>1:18.365</b>	<b>25.783</b>	30.130	22.452	83.054	99.125
4	14:23:03.353	<b>1:05.883</b>	21.692	24.969	19.222	<b>88.416</b>	<b>82.139</b>	4	14:23:51.716	<b>1:17.605</b>	26.172	<b>29.358</b>	22.075	85.706	97.967
5	14:24:09.489	<b>1:06.136</b>	21.687	25.250	19.199	88.183	81.540	5	14:25:09.399	<b>1:17.683</b>	26.159	29.624	21.900	87.952	95.323
6	14:25:15.179	<b>1:05.690</b>	<b>21.549</b>	24.923	19.218	87.608	81.244	6	14:26:28.957	<b>1:19.558</b>	26.907	30.432	22.219	85.815	96.005
7	14:26:21.814	<b>1:06.635</b>	21.780	25.807	<b>19.048</b>	86.479	81.441	7	14:27:47.470	<b>1:18.513</b>	25.935	30.526	22.052	86.257	98.254
8	14:27:27.883	<b>1:06.069</b>	21.974	24.966	19.129	88.068	81.441	8	14:29:06.445	<b>1:18.975</b>	25.912	30.450	22.613	85.706	99.566
9	14:28:33.654	<b>1:05.771</b>	21.738	<b>24.759</b>	19.274	87.153	81.739	9	14:30:25.125	<b>1:18.680</b>	26.044	30.750	21.886	86.257	93.726
10	14:29:40.550	<b>1:06.896</b>	21.850	25.658	19.388	87.153	81.441	<b>(19) Fletcher McINALLY</b>							
<b>(33) Declan CONNELL</b>								<b>(19) Fletcher McINALLY</b>							
1	14:19:45.505				19.942	83.885	82.849	1	14:20:00.649				32.132	<b>23.999</b>	<b>77.671</b>
2	14:20:54.581	<b>1:09.076</b>			19.945	<b>89.239</b>	82.039	2	14:21:23.250	<b>1:22.601</b>	<b>27.259</b>	<b>31.317</b>	24.025	77.402	73.907
3	14:22:02.911	<b>1:08.330</b>			19.902	88.767	81.739	<b>(55) Owen PATERSON</b>							
4	14:23:10.967	<b>1:08.056</b>			19.880		82.240	<b>(122) Logan TURNER</b>							
5	14:24:18.674	<b>1:07.707</b>			19.490	87.266	<b>83.157</b>								
6	14:25:27.055	<b>1:08.381</b>			<b>19.300</b>	85.596	82.442								
7	14:26:34.393	<b>1:07.338</b>			20.131		80.950								
8	14:27:43.370	<b>1:08.977</b>			19.692		82.240								
9	14:28:50.661	<b>1:07.291</b>			19.460	82.951	81.540								
10	14:29:56.959	<b>1:06.298</b>					80.658								

Clerk of the Course.

Orbits

 Sig : \_\_\_\_\_ Time : \_\_\_\_\_  
 Chief Timekeeper : Ian Sharp (SMART Timing)

 Results available at [www.speedhive.com](http://www.speedhive.com) and [www.smart-timing.co.uk](http://www.smart-timing.co.uk)

Printed: 01/09/2018 14:34:36



**KMSC National Motorcycle Racing****Lapchart****KMSC 125's & KMSC Formula 400's****Knockhill 1.267 miles****Race 3 - 1st Race****01/09/2018 14:25****Race (10 Laps) started at 14:18:30**

Competitors	Laps									
	1	2	3	4	5	6	7	8	9	10
Mark BOWRAN (69)	69	69	69	69	69	69	69	69	69	69
Marc GIBSON (99)	99	99	99	118	118	118	99	99	99	99
Ross MAGUIRE (22)	22	118	118	99	99	99	118	118	118	118
Rod WALKER (118)	118	22	22	22	22	22	22	22	22	22
Owen PATERSON (55)	55	55	55	55	55	55	33	55	33	33
Jimmy MUIR (12)	12	12	12	12	33	33	55	33	55	55
Declan CONNELL (33)	33	33	33	33	12	122	122	122	122	122
Logan TURNER (122)	122	122	122	122	122	12	12	12	12	12
Jimmy ROTHERY (179)	179	179	179	179	179	179	179	179	179	179
Ian AITKEN (590)	590	590	590	590	590	590	590	590	590	590
Ana De SOUZA (78)	78	78	78	78	78	78	78	78	78	78
Fletcher McINALLY (19)	19	19								
-	13									

Clerk of the Course.

Sig : Time :

Chief Timekeeper : Ian Sharp (SMART Timing)

Results available at [www.speedhive.com](http://www.speedhive.com) and [www.smart-timing.co.uk](http://www.smart-timing.co.uk)

Printed: 01/09/2018 14:35:09

Orbits



## KMSC National Motorcycle Racing

KMSC 125's &amp; KMSC Formula 400's

Knockhill 1.267 miles

Race 10 - 2nd Race

01/09/2018 16:45

Race (10 Laps)

POLE POSITION

<b>1</b>	<b>1</b> 69 Mark BOWRAN	<b>2</b> 99 Marc GIBSON	<b>3</b> 118 Rod WALKER
<b>2</b>	<b>4</b> 22 Ross MAGUIRE	<b>5</b> 33 Declan CONNELL	<b>6</b> 55 Owen PATERSON
<b>3</b>	<b>7</b> 122 Logan TURNER	<b>8</b> 12 Jimmy MUIR	<b>9</b> 179 Jimmy ROTHERY
<b>4</b>	<b>10</b> 590 Ian AITKEN	<b>11</b> 78 Ana De SOUZA	<b>12</b> 19 Fletcher McINALLY
<b>5</b>	<b>13</b> 58 James McLAREN		

Clerk of the Course.

Sig :                      Time :

Chief Timekeeper : Ian Sharp (SMART Timing)

 Results available at [www.speedhive.com](http://www.speedhive.com) and [www.smart-timing.co.uk](http://www.smart-timing.co.uk)

Printed: 01/09/2018 14:33:21

Orbits



# Race Results

## KMSC National Motorcycle Racing

Sorted on Laps

Scottish Pre-Injection 600

Knockhill 1.267 miles

Race 4 - 1st Race

01/09/2018 14:45

Race (10 Laps) started at 14:36:31

Pos	No.	Name	Make/Model	CC	Class	Laps	Total Tm	Diff	Best Tm	In Lap	Avg. Speed
1	26	Alan McGREGOR			PI6	10	9:41.363		56.866	5	78.455
2	41	Kieran MURRAY	Yamaha	R6 600	PI6	10	9:43.825	2.462	56.761	4	78.124
3	15	Jon DICKIE	Yamaha	R6 600	PI6	10	9:50.555	9.192	57.634	4	77.234
4	22	William MASON	Yamaha	R6 600	PI6	10	9:59.087	17.724	58.985	5	76.134
5	54	Cameron ROBB	Yamaha	R6 600	PI6	10	10:04.518	23.155	59.069	6	75.450
6	21	Andy LOCK	Yamaha	R6 600	PI6	10	10:10.213	28.850	59.851	9	74.746
7	47	Chris CLEMENTS	Yamaha	R6 600	PI6	10	10:19.120	37.757	58.792	9	73.671
8	38	Mark LANGLANDS	Yamaha	R6 600	PI6	10	10:19.334	37.971	1:00.384	5	73.645
9	70	Simon HARDY	Yamaha	R6 600	PI6	10	10:25.291	43.928	1:01.299	4	72.944
10	8	Patryk MOTYKA	Yamaha	R6 600	PI6	10	10:25.370	44.007	1:01.345	7	72.934
11	75	Harry PULLAR	Yamaha	R6 600	PI6	10	10:26.102	44.739	1:00.334	5	72.849
12	11	Ross WATTS	Yamaha	R6 600	PI6	9	9:41.886	1 Lap	1:03.058	4	70.546
13	126	Martin BULMAN	Honda	CBR600FX	PI6	9	9:43.416	1 Lap	1:03.399	9	70.361
14	60	Dougie BROWN	Yamaha	R6 600	PI6	9	9:47.400	1 Lap	1:04.112	7	69.884
15	61	Douglas ROTHNIE	Yamaha	R6 5EB	PI6	9	9:51.712	1 Lap	1:03.036	5	69.375
16	118	Craig MOFFAT	Yamaha	R6 600	PI6	9	9:59.331	1 Lap	1:04.248	4	68.493
17	76	Jamie ALDERTON	Suzuki	GSXR1000K5	C	9	10:00.781	1 Lap	1:03.110	7	68.327
18	34	Darren GREENE	Yamaha	R6 600	PI6	9	10:01.294	1 Lap	1:04.416	3	68.269
19	23	Paul REID	Honda	CBR600	PI6	9	10:07.572	1 Lap	1:04.964	9	67.564
20	31	Darren ANDERSON	Kawasaki	ZXR 600	PI6	9	10:13.438	1 Lap	1:05.522	8	66.918
21	45	Gerry SULLIVAN	Kawasaki	ZX6R 600	PI6	9	10:31.347	1 Lap	1:08.676	4	65.019
22	179	Jimmy ROTHERY	Triumph	675	S6	9	10:44.630	1 Lap	1:09.380	3	63.680
Not classified											
DNS	73	Fraser CAMERON	Yamaha		PI6			DNS		0	-

Margin of Victory	Avg. Speed	Best Lap Tm	Best Speed	Best Lap by
2.462	78.455	56.761	80.356	41 - Kieran MURRAY

Clerk of the Course.

Orbits

Sig : Time :

Chief Timekeeper : Ian Sharp (SMART Timing)

 Results available at [www.speedhive.com](http://www.speedhive.com) and [www.smart-timing.co.uk](http://www.smart-timing.co.uk)

Printed: 01/09/2018 14:51:49



## KMSC National Motorcycle Racing

Scottish Pre-Injection 600

Knockhill 1.267 miles

Race 4 - 1st Race

01/09/2018 14:45

Race (10 Laps) started at 14:36:31

Lap	Time of Day	Lap Tm	S1	S2	S3	S3Spd	SFSpd
<b>(26) Alan McGREGOR</b>							
1	14:37:34.746			23.107	16.560	117.526	113.935
2	14:38:32.625	57.879	19.365	22.336	16.178	118.985	114.129
3	14:39:29.831	57.206	19.133	21.986	16.087	119.196	114.518
4	14:40:26.738	56.907	18.826	21.937	16.144	119.409	114.323
5	14:41:23.604	56.866	18.964	21.875	16.027	119.835	114.910
6	14:42:22.111	58.507	19.379	23.001	16.127	119.409	114.714
7	14:43:20.343	58.232	19.576	22.307	16.349	121.133	114.714
8	14:44:17.874	57.531	18.951	22.261	16.319	120.265	115.107
9	14:45:15.151	57.277	19.563	21.660	16.054	119.835	114.323
10	14:46:13.271	58.120	19.387	22.464	16.269	119.835	114.518

Lap	Time of Day	Lap Tm	S1	S2	S3	S3Spd	SFSpd
<b>(41) Kieran MURRAY</b>							
1	14:37:32.197			22.126	16.586	116.912	112.033
2	14:38:30.409	58.212	19.376	22.441	16.395	117.526	112.220
3	14:39:27.900	57.491	19.211	22.142	16.138	117.321	112.408
4	14:40:24.661	56.761	18.884	21.838	16.039	117.940	112.220
5	14:41:21.914	57.253	18.884	22.044	16.325	117.526	112.976
6	14:42:20.985	59.071	19.506	23.354	16.211	115.903	112.408
7	14:43:20.853	59.868	19.321	22.206	18.341	115.703	112.220
8	14:44:18.169	57.316	18.839	22.214	16.263	117.733	113.166
9	14:45:17.301	59.132	20.192	21.947	16.993	114.714	110.556
10	14:46:15.733	58.432	18.970	22.709	16.753	117.321	106.351

Lap	Time of Day	Lap Tm	S1	S2	S3	S3Spd	SFSpd
<b>(15) Jon DICKIE</b>							
1	14:37:34.981			23.257	16.697	118.775	116.304
2	14:38:33.507	58.526	19.567	22.483	16.476	120.480	115.504
3	14:39:31.445	57.938	19.548	22.304	16.086	120.480	115.703
4	14:40:29.079	57.634	19.345	22.056	16.233	120.265	115.107
5	14:41:27.084	58.005	19.460	22.226	16.319	119.621	115.107
6	14:42:26.284	59.200	19.362	23.458	16.380	119.409	115.703
7	14:43:24.307	58.023	19.522	22.176	16.325	120.915	115.107
8	14:44:23.400	59.093	19.819	22.486	16.788	120.265	113.742
9	14:45:23.109	59.709	19.658	23.453	16.598	119.621	115.305
10	14:46:22.463	59.354	19.883	22.625	16.846	119.409	114.323

Lap	Time of Day	Lap Tm	S1	S2	S3	S3Spd	SFSpd
<b>(22) William MASON</b>							
1	14:37:35.770			23.515	16.838	116.912	113.935
2	14:38:34.927	59.157	20.018	22.671	16.468	117.526	113.549
3	14:39:33.982	59.055	19.852	22.622	16.581	117.526	113.935
4	14:40:32.984	59.002	19.874	22.750	16.378	117.733	113.742
5	14:41:31.969	58.985	19.677	22.787	16.521	117.733	113.549
6	14:42:31.381	59.412	19.808	22.747	16.857	116.912	112.976
7	14:43:32.064	1:00.683	19.998	23.611	17.074	115.903	110.193
8	14:44:31.727	59.663	20.157	22.877	16.629	118.356	112.408
9	14:45:31.979	1:00.252	19.974	23.482	16.796	115.504	111.660
10	14:46:30.995	59.016	19.862	22.849	16.305	115.903	112.597

Lap	Time of Day	Lap Tm	S1	S2	S3	S3Spd	SFSpd
<b>(54) Cameron ROBB</b>							
1	14:37:37.880				17.567	113.742	115.703
2	14:38:38.168	1:00.288			16.936	118.565	115.107
3	14:39:37.795	59.627			17.032	117.321	114.129
4	14:40:37.379	59.584	19.689	22.722	17.173	116.506	110.374
5	14:41:37.268	59.889	19.924	22.995	16.970	118.565	113.357
6	14:42:36.337	59.069	19.489	22.540	17.040	120.915	113.549
7	14:43:36.817	1:00.480			17.305	111.846	115.305
8	14:44:37.058	1:00.241			16.653	119.196	112.976
9	14:45:36.494	59.436	19.702	23.224	16.510	121.792	113.357
10	14:46:36.426	59.932	19.884	23.365	16.683	120.049	114.910

Lap	Time of Day	Lap Tm	S1	S2	S3	S3Spd	SFSpd
<b>(21) Andy LOCK</b>							
1	14:37:39.052			24.397	17.918	114.323	111.105
2	14:38:40.540	1:01.488	20.850	23.525	17.113	115.504	110.374
3	14:39:41.550	1:01.010	20.462	23.557	16.991	117.116	109.832
4	14:40:41.636	1:00.086	19.966	23.019	17.101	114.129	109.296
5	14:41:41.771	1:00.135	20.194	23.190	16.751	115.107	110.374
6	14:42:41.628	59.857	19.968	23.208	16.681	115.107	111.290
7	14:43:41.680	1:00.052	19.931	23.076	17.045	116.709	111.660
8	14:44:42.062	1:00.382	19.854	23.744	16.784	115.504	112.220
9	14:45:41.913	59.851	19.746	23.165	16.940	116.103	110.739
10	14:46:42.121	1:00.208	20.031	23.547	16.630	115.903	112.597

<b>(47) Chris CLEMENTS</b>							
----------------------------	--	--	--	--	--	--	--

Lap	Time of Day	Lap Tm	S1	S2	S3	S3Spd	SFSpd
1	14:37:41.371			25.623	17.610	115.703	113.549
2	14:38:44.871	1:03.500	21.280	24.839	17.381	117.116	112.408
3	14:39:47.257	1:02.386	20.938	24.251	17.197	118.147	112.786
4	14:40:48.984	1:01.727	20.793	23.671	17.263	118.985	112.597
5	14:41:50.236	1:01.252	20.403	23.827	17.022	117.116	112.597
6	14:42:50.746	1:00.510	20.167	23.361	16.982	118.356	113.742
7	14:43:51.189	1:00.443	20.074	23.611	16.758	118.985	113.742
8	14:44:52.167	1:00.978	20.225	23.980	16.773	116.506	112.597
9	14:45:50.959	58.792	19.533	22.631	16.628	118.565	113.935
10	14:46:51.028	1:00.069	20.330	23.157	16.582	119.196	112.976

Lap	Time of Day	Lap Tm	S1	S2	S3	S3Spd	SFSpd
<b>(38) Mark LANGLANDS</b>							
1	14:37:39.321			24.970	17.602	113.166	108.064
2	14:38:40.925	1:01.604	21.060	23.589	16.955	113.742	109.474
3	14:39:42.770	1:01.845	20.545	24.074	17.226	112.033	108.941
4	14:40:43.814	1:01.044	20.505	23.441	17.098	114.323	109.118
5	14:41:44.198	1:00.384	20.126	23.157	17.101	113.935	108.413
6	14:42:45.109	1:00.911	20.418	23.688	16.805	113.742	109.296
7	14:43:46.231	1:01.122	20.537	23.530	17.055	112.408	108.764
8	14:44:48.566	1:02.335	20.707	24.377	17.251	112.597	108.941
9	14:45:50.304	1:01.738	20.506	24.043	17.189	111.105	109.474
10	14:46:51.242	1:00.938	20.274	23.366	17.298	112.976	110.193

Lap	Time of Day	Lap Tm	S1	S2	S3	S3Spd	SFSpd
<b>(70) Simon HARDY</b>							
1	14:37:40.362			25.303	17.400	112.408	113.357
2	14:38:43.321	1:02.959	20.758	24.761	17.440	113.166	113.166
3	14:39:45.283	1:01.962	20.629	24.108	17.225	115.107	113.742
4	14:40:46.582	1:01.299	20.385	23.580	17.334	110.374	114.129
5	14:41:48.239	1:01.657	20.260	24.009	17.388	116.709	112.408
6	14:42:49.830	1:01.591	20.501	23.860	17.230	116.304	112.976
7	14:43:51.544	1:01.714	20.511	24.351	16.852	117.733	115.703
8	14:44:53.691	1:02.147	20.410	24.063	17.674	114.129	113.935
9	14:45:55.043	1:01.352	20.104	23.893	17.355	115.305	113.742
10	14:46:57.199	1:02.156	21.390	23.677	17.089	117.116	113.357

Lap	Time of Day	Lap Tm	S1	S2	S3	S3Spd	SFSpd
<b>(8) Patryk MOTYKA</b>							
1	14:37:37.780			24.540	17.510	112.033	112.033
2	14:38:41.011	1:03.231	21.224	24.345	17.662	113.357	112.597
3	14:39:43.479	1:02.468	21.253	23.831	17.384	113.357	112.033
4	14:40:45.640	1:02.161	20.699	24.340	17.122	115.504	111.660
5	14:41:47.230	1:01.590	20.564	23.793	17.233	114.910	111.474
6	14:42:49.216	1:01.986	20.777	24.005	17.204	115.504	111.474
7	14:43:50.561	1:01.345	20.690	23.511	17.144	115.305	112.220
8	14:44:53.722	1:03.161	20.525	24.639	17.997	111.105	111.105
9	14:45:55.127	1:01.405	20.855	23.360	17.190	115.903	111.660
10	14:46:57.278	1:02.151	21.524	23.709	16.918	112.033	113.166

Lap	Time of Day	Lap Tm	S1	S2	S3	S3Spd	SFSpd
<b>(75) Harry PULLAR</b>							
1	14:37:38.464			17.633	113.742	115.107	
2	14:38:39.913	1:01.449	20.974	23.474	17.001	117.526	114.714
3	14:39:41.485	1:01.572	20.868	23.625	17.079	115.903	114.323
4	14:40:41.900	1:00.415	20.388	23.095	16.932	118.985	112.976
5	14:41:42.234	1:00.334	20.436	23.203	16.695	118.565	114.518
6	14:42:45.665	1:03.431	20.851	25.077	17.503	114.714	113.742
7	14:43:49.556	1:03.891	20.690	23.511	17.144	115.305	112.220
8	14:44:54.020	1:04.464		25.405	18.237	108.238	112.597
9	14:45:55.738	1:01.718	21.155	23.704	16.859	118.565	114.323
10	14:46:58.010	1:02.272	21.664	23.876	16.732	119.196	113.935

Lap	Time of Day	Lap Tm	S1	S2	S3	S3Spd	SFSpd
<b>(11) Ross WATTS</b>							
1	14:37:42.640			25.848	18.327	110.739	106.015

## KMSC National Motorcycle Racing

Scottish Pre-Injection 600

Knockhill 1.267 miles

Race 4 - 1st Race

01/09/2018 14:45

Race (10 Laps) started at 14:36:31

Lap	Time of Day	Lap Tm	S1	S2	S3	S3Spd	SFSpd	Lap	Time of Day	Lap Tm	S1	S2	S3	S3Spd	SFSpd
<b>(60) Dougie BROWN</b>															
1	14:37:40.772			25.217	18.063	111.290	105.184								
2	14:38:45.156	<b>1:04.384</b>	21.362	25.016	18.006	<b>112.408</b>	<b>109.296</b>								
3	14:39:49.542	<b>1:04.386</b>	21.635	24.765	17.986	110.739	106.183								
4	14:40:54.398	<b>1:04.856</b>	21.991	<b>24.557</b>	18.308	112.408	100.011								
5	14:41:58.890	<b>1:04.492</b>	21.712	24.779	18.001	110.922	106.859								
6	14:43:03.631	<b>1:04.741</b>	21.956	24.920	<b>17.865</b>	110.556	107.201								
7	14:44:07.743	<b>1:04.112</b>	<b>21.226</b>	24.768	18.118	109.832	105.848								
8	14:45:13.251	<b>1:05.508</b>	22.118	24.780	18.610	105.020	101.066								
9	14:46:19.308	<b>1:06.057</b>	22.221	25.216	18.620	104.529	98.688								
<b>(61) Douglas ROTHNIE</b>															
1	14:37:46.947			26.459	19.304	108.764	108.941								
2	14:38:53.781	<b>1:06.834</b>	22.340	25.181	19.313	112.786	93.205								
3	14:39:59.215	<b>1:05.434</b>	22.684	24.339	18.411	113.357	108.588								
4	14:41:03.952	<b>1:04.737</b>	22.146	24.713	17.878	110.922	110.012								
5	14:42:06.988	<b>1:03.036</b>	21.883	23.688	17.465	113.166	<b>110.922</b>								
6	14:43:10.630	<b>1:03.642</b>	<b>21.007</b>	24.485	18.150	110.913	110.556								
7	14:44:16.997	<b>1:06.367</b>	22.383	25.938	18.046	114.518	109.474								
8	14:45:20.548	<b>1:03.551</b>	22.142	<b>23.551</b>	17.858	114.323	108.941								
9	14:46:23.620	<b>1:03.072</b>	21.828	23.934	<b>17.310</b>	<b>115.107</b>	109.832								
<b>(179) Jimmy ROTHERY</b>															
1	14:37:50.627												<b>19.567</b>	<b>96.836</b>	106.520
2	14:39:01.226	<b>1:10.599</b>													106.859
3	14:40:10.606	<b>1:09.380</b>													<b>107.030</b>
4	14:41:20.813	<b>1:10.207</b>													104.529
5	14:42:31.637	<b>1:10.824</b>													104.692
6	14:43:42.545	<b>1:10.908</b>													103.561
7	14:44:54.513	<b>1:11.968</b>													99.566
8	14:46:06.097	<b>1:11.584</b>													105.020
9	14:47:16.538	<b>1:10.441</b>													103.882
<b>(76) Jamie ALDERTON</b>															
1	14:37:50.207			27.917	19.161	108.238	120.697								
2	14:38:57.189	<b>1:06.982</b>	23.242	25.546	18.194	108.764	122.014								
3	14:40:03.206	<b>1:06.017</b>	23.042	24.980	17.995	<b>117.116</b>	<b>123.815</b>								
4	14:41:08.931	<b>1:05.725</b>	22.204	25.394	18.127	108.764	123.360								
5	14:42:12.843	<b>1:03.912</b>	22.179	24.403	17.330	116.912	121.352								
6	14:43:16.826	<b>1:03.983</b>	21.997	24.545	17.441	116.709	120.915								
7	14:44:19.936	<b>1:03.110</b>	<b>21.591</b>	<b>24.236</b>	<b>17.283</b>	116.103	123.815								
8	14:45:25.811	<b>1:05.875</b>	22.510	25.317	18.048	111.290	122.908								
9	14:46:32.689	<b>1:06.878</b>	23.458	25.218	18.202	107.890	121.352								
<b>(34) Darren GREENE</b>															
1	14:37:44.822			26.447	18.793	110.556	107.717								
2	14:38:50.086	<b>1:05.264</b>	22.184	24.956	18.124	<b>115.504</b>	108.588								
3	14:39:54.502	<b>1:04.416</b>	21.947	<b>24.499</b>	<b>17.970</b>	114.518	108.588								
4	14:40:59.772	<b>1:05.270</b>	22.219	24.715	18.336	114.714	108.413								
5	14:42:05.665	<b>1:05.893</b>	22.759	25.121	18.013	114.129	109.296								
6	14:43:10.505	<b>1:04.840</b>	<b>21.335</b>	25.075	18.430	111.290	<b>110.739</b>								
7	14:44:16.935	<b>1:06.430</b>	22.381	25.488	18.561	113.742	107.544								
8	14:45:24.467	<b>1:07.532</b>	23.678	24.836	19.018	105.681	109.296								
9	14:46:33.202	<b>1:08.735</b>	24.363	25.488	18.884	112.597	105.848								
<b>(23) Paul REID</b>															
1	14:37:47.770			27.665	19.813	97.824	107.890								
2	14:38:55.805	<b>1:08.035</b>	23.159	26.218	18.658	108.588	109.118								
3	14:40:02.629	<b>1:06.824</b>	22.418	25.929	18.477	107.890	108.588								
4	14:41:08.853	<b>1:06.224</b>	22.068	25.700	18.456	107.717	<b>109.474</b>								
5	14:42:16.421	<b>1:07.568</b>	23.430	25.788	18.350	105.184	107.890								
6	14:43:22.025	<b>1:05.604</b>	21.595	<b>25.220</b>	18.789	<b>110.922</b>	97.257								
7	14:44:28.806	<b>1:06.781</b>	22.565	25.284	18.932	105.848	100.310								
8	14:45:34.516	<b>1:05.710</b>	21.970	25.609	18.131	106.689	108.588								
9	14:46:39.480	<b>1:04.964</b>	<b>21.421</b>	25.553	<b>17.990</b>	110.556	108.764								
<b>(31) Darren ANDERSON</b>															

Clerk of the Course.

Sig : Time :

Chief Timekeeper : Ian Sharp (SMART Timing)

Results available at [www.speedhive.com](http://www.speedhive.com) and [www.smart-timing.co.uk](http://www.smart-timing.co.uk)

Printed: 01/09/2018 14:53:15

Orbits



## KMSC National Motorcycle Racing

## Lapchart

Scottish Pre-Injection 600

Knockhill 1.267 miles

Race 4 - 1st Race

01/09/2018 14:45

Race (10 Laps) started at 14:36:31

Competitors	Laps									
	1	2	3	4	5	6	7	8	9	10
Kieran MURRAY (41)	1	41	41	41	41	41	26	26	26	26
Alan McGREGOR (26)	2	26	26	26	26	26	41	41	41	41
Jon DICKIE (15)	3	15	15	15	15	15	15	15	15	15
William MASON (22)	4	22	22	22	22	22	22	22	22	22
Patryk MOTYKA (8)	5	8	54	54	54	54	54	54	54	54
Cameron ROBB (54)	6	54	75	75	21	21	21	21	21	21
Harry PULLAR (75)	7	75	21	21	75	75	38	38	38	47
Andy LOCK (21)	8	21	38	38	38	38	75	75	47	38
Mark LANGLANDS (38)	9	38	8	8	8	8	8	8	70	70
Simon HARDY (70)	10	70	70	70	70	70	47	8	8	8
Dougie BROWN (60)	11	60	47	47	47	47	70	75	75	75
Chris CLEMENTS (47)	12	47	60	60	11	11	11	11	11	11
Ross WATTS (11)	13	11	11	11	60	60	60	60	126	126
Martin BULMAN (126)	14	126	126	126	126	126	126	60	60	
Craig MOFFAT (118)	15	118	34	34	34	118	118	34	61	61
Darren GREENE (34)	16	34	118	118	118	34	34	61	34	118
Darren ANDERSON (31)	17	31	61	61	61	61	61	118	118	76
Douglas ROTHNIE (61)	18	61	23	23	23	76	76	76	76	34
Paul REID (23)	19	23	31	76	76	23	23	23	23	23
Gerry SULLIVAN (45)	20	45	76	31	31	31	31	31	31	31
Jamie ALDERTON (76)	21	76	45	45	45	45	45	45	45	45
Jimmy ROTHERY (179)	22	179	179	179	179	179	179	179	179	179
-	23									

Clerk of the Course.

Sig : Time :  
 Chief Timekeeper : Ian Sharp (SMART Timing)  
 Results available at [www.speedhive.com](http://www.speedhive.com) and [www.smart-timing.co.uk](http://www.smart-timing.co.uk)

Printed: 01/09/2018 14:54:06

Orbits





## KMSC National Motorcycle Racing

KMSC Pre-Injection 600

Knockhill 1.267 miles

Race 11 - 1st Race

01/09/2018 17:05

Race (10 Laps)

POLE POSITION

<b>1</b>	<b>1</b> 26 Alan Mc <b>GREGOR</b>	<b>2</b> 41 Kieran <b>MURRAY</b>	<b>3</b> 15 Jon <b>DICKIE</b>
<b>2</b>	<b>4</b> 22 William <b>MASON</b>	<b>5</b> 54 Cameron <b>ROBB</b>	<b>6</b> 21 Andy <b>LOCK</b>
<b>3</b>	<b>7</b> 47 Chris <b>CLEMENTS</b>	<b>8</b> 38 Mark <b>LANGLANDS</b>	<b>9</b> 70 Simon <b>HARDY</b>
<b>4</b>	<b>10</b> 8 Patryk <b>MOTYKA</b>	<b>11</b> 75 Harry <b>PULLAR</b>	<b>12</b> 11 Ross <b>WATTS</b>
<b>5</b>	<b>13</b> 126 Martin <b>BULMAN</b>	<b>14</b> 60 Dougie <b>BROWN</b>	<b>15</b> 61 Douglas <b>ROTHNIE</b>
<b>6</b>	<b>16</b> 118 Craig <b>MOFFAT</b>	<b>17</b> 76 Jamie <b>ALDERTON</b>	<b>18</b> 34 Darren <b>GREENE</b>
<b>7</b>	<b>19</b> 23 Paul <b>REID</b>	<b>20</b> 31 Darren <b>ANDERSON</b>	<b>21</b> 45 Gerry <b>SULLIVAN</b>
<b>8</b>	<b>22</b> 179 Jimmy <b>ROTHERY</b>	<b>23</b> 73 Fraser <b>CAMERON</b>	

Clerk of the Course.

Sig : Time :

Chief Timekeeper : Ian Sharp (SMART Timing)

Results available at [www.speedhive.com](http://www.speedhive.com) and [www.smart-timing.co.uk](http://www.smart-timing.co.uk)

Printed: 01/09/2018 14:54:45

Orbits



# Race Results

## KMSC National Motorcycle Racing

Sorted on Laps

Scottish Championship Superbike & KMSC Clubman

Knockhill 1.267 miles

Race 5 - 1st Race

01/09/2018 15:05

Race started at 15:06:35

Pos	No.	Name	Make/Model	CC	Class	Laps	Total Tm	Diff	Best Tm	In Lap	Avg. Speed
1	72	Sean GILFILLAN	BMW	S1000RR	SB	10	9:19.948		54.221	10	81.456
2	99	Callum GRIGOR	Kawasaki	ZX10RR	SB	10	9:20.561	0.613	54.961	6	81.367
3	45	Ewan GRAY	Kawasaki	ZX10R	SB	10	9:21.828	1.880	55.023	10	81.183
4	94	Greg GILFILLAN	BMW	S1000RR	SB	10	9:21.897	1.949	55.220	5	81.173
5	34	John DEAN	BMW	S1000RR	SB	10	9:27.693	7.745	55.569	8	80.344
6	57	Stewart ROBB	Kawasaki	ZX10R	SB	10	9:28.928	8.980	55.894	6	80.170
7	18	Clint WALKER	BMW	S1000RR	C	10	9:42.551	22.603	56.946	7	78.295
8	71	Gavin JONES	Yamaha	R1	C	10	9:42.716	22.768	57.025	10	78.273
9	67	Des BURNS	Kawasaki	ZX10R	C	10	9:43.148	23.200	57.223	3	78.215
10	1	Bruce BIRNIE	BMW	S1000RR	SB	10	9:43.642	23.694	57.288	6	78.149
11	75	Charlie BUNYAN	Kawasaki	ZX10	SB	10	9:51.530	31.582	57.297	8	77.107
12	17	Gordon MacDONALD	Suzuki	GSXR1000	C	10	9:57.200	37.252	57.650	3	76.375
13	55	Donald MacFADYEN	BMW	S1000RR	SB	10	10:00.040	40.092	58.374	8	76.013
14	56	Andy GROVES	BMW	S1000RR	SB	10	10:00.478	40.530	58.510	8	75.958
15	22	Steven WATSON	BMW	S1000RR	SB	10	10:01.105	41.157	59.061	3	75.878
16	86	Matthew DEVLIN	Suzuki	GSXR1000	C	10	10:05.222	45.274	58.917	10	75.362
17	98	Christopher LIDDELL			C	10	10:09.690	49.742	57.518	7	74.810
18	47	Alan BRYCE	BMW	1000RR	SB	10	10:09.946	49.998	59.351	8	74.779
19	41	Lukasz PIEC	BMW	S1000RR	C	10	10:12.970	53.022	59.294	10	74.410
20	26	Steven MacINTYRE	Suzuki	GSXR1000	C	10	10:17.364	57.416	59.258	10	73.880
21	37	Steven PATTERSON	Kawasaki	ZX10R	C	10	10:19.973	1:00.025	1:00.395	10	73.569
22	28	Paul BOWERBANK	Kawasaki	ZX10R	SB	9	9:22.152	1 Lap	1:00.207	7	73.023
23	19	Nic BOYES	Ducati	848	SB	9	9:28.722	1 Lap	59.817	6	72.179
24	29	Andrew BUCHANAN	Yamaha	R1	C	9	9:29.960	1 Lap	1:01.000	7	72.022
25	151	Callum JACKSON	Suzuki	GSXR1000	C	9	9:35.193	1 Lap	1:01.473	9	71.367
26	155	Bryan GILLIS	BMW	S1000RR	C	9	9:37.281	1 Lap	1:01.343	6	71.109
27	16	Scott MURRAY	Yamaha	R1	C	9	9:37.572	1 Lap	1:01.229	9	71.073
28	14	James CRAWFORD	Kawaskai	ZX10R	C	9	9:49.818	1 Lap	1:03.585	5	69.597
29	64	Martin HENDERSON	BMW	S1000RR	C	9	9:51.494	1 Lap	1:02.364	7	69.400
30	117	Joe HENDRIE	Yamaha	R1	SB	9	10:02.893	1 Lap	1:05.366	2	68.088
Not classified											
DNF	30	Alan RENNIE	Honda	Fireblade	C	9	9:17.103	DNF	57.361	4	73.684
DNF	52	Paul McLEAN	Honda	CBR1000RR	C	4	4:16.657	DNF	1:00.703	3	71.085

Margin of Victory	Avg. Speed	Best Lap Tm	Best Speed	Best Lap by
0.613	81.456	54.221	84.120	72 - Sean GILFILLAN

Clerk of the Course.

Orbits

Sig : Time :

Chief Timekeeper : Ian Sharp (SMART Timing)

Results available at [www.speedhive.com](http://www.speedhive.com) and [www.smart-timing.co.uk](http://www.smart-timing.co.uk)

Printed: 01/09/2018 15:22:55



## KMSC National Motorcycle Racing

Scottish Championship Superbike & KMSC Clubman

Knockhill 1.267 miles

Race 5 - 1st Race

01/09/2018 15:05

Race started at 15:06:35

Lap	Time of Day	Lap Tm	S1	S2	S3	S3Spd	SFSpd
<b>(72) Sean GILFILLAN</b>							
1	15:07:36.514			22.155	15.743	130.814	128.313
2	15:08:33.658	<b>57.144</b>	19.433	22.119	15.592	133.150	129.053
3	15:09:29.900	<b>56.242</b>	18.915	21.931	15.396	132.362	129.302
4	15:10:25.302	<b>55.402</b>	18.589	21.318	15.495	132.624	129.053
5	15:11:20.650	<b>55.348</b>	18.526	21.399	15.423	132.624	129.802
6	15:12:15.348	<b>54.698</b>	18.349	21.045	15.304	133.947	130.053
7	15:13:11.063	<b>55.715</b>	18.920	21.532	15.263	133.150	<b>131.070</b>
8	15:14:05.980	<b>54.917</b>	<b>18.120</b>	21.363	15.434	126.857	129.302
9	15:15:01.473	<b>55.493</b>	18.378	21.812	15.303	<b>134.754</b>	127.581
10	15:15:55.694	<b>54.221</b>	18.289	<b>20.837</b>	<b>15.095</b>	134.754	128.805
<b>(99) Callum GRIGOR</b>							
1	15:07:35.501			21.728	15.792	132.362	126.857
2	15:08:32.246	<b>56.745</b>	19.287	21.495	15.963	133.680	126.142
3	15:09:28.031	<b>55.785</b>	18.872	21.220	15.693	134.754	127.339
4	15:10:23.795	<b>55.764</b>	18.874	21.225	15.665	133.947	127.098
5	15:11:19.113	<b>55.318</b>	18.568	20.908	15.842	136.121	127.581
6	15:12:14.074	<b>54.961</b>	18.634	20.899	15.428	136.954	<b>127.824</b>
7	15:13:09.755	<b>55.681</b>	19.079	21.201	<b>15.401</b>	132.624	126.857
8	15:14:05.515	<b>55.760</b>	<b>18.546</b>	21.732	15.482	130.560	124.735
9	15:15:01.320	<b>55.805</b>	18.567	21.720	15.518	135.571	127.339
10	15:15:56.307	<b>54.987</b>	18.747	<b>20.703</b>	15.537	<b>137.234</b>	127.824
<b>(45) Ewan GRAY</b>							
1	15:07:34.674			21.825	15.851	130.053	123.815
2	15:08:30.681	<b>56.007</b>	19.059	21.439	15.509	128.805	128.805
3	15:09:26.672	<b>55.991</b>	18.774	21.484	15.733	129.053	126.857
4	15:10:22.386	<b>55.714</b>	18.777	21.464	15.473	131.326	125.905
5	15:11:18.121	<b>55.735</b>	18.721	21.357	15.657	129.551	128.068
6	15:12:13.604	<b>55.483</b>	18.788	<b>21.163</b>	15.532	<b>133.150</b>	128.313
7	15:13:09.881	<b>56.277</b>	19.103	21.655	15.519	130.306	124.968
8	15:14:06.656	<b>56.775</b>	18.871	22.111	15.793	123.360	127.581
9	15:15:02.551	<b>55.895</b>	18.369	22.122	<b>15.404</b>	125.670	<b>130.053</b>
10	15:15:57.574	<b>55.023</b>	<b>18.132</b>	21.475	15.416	122.908	128.559
<b>(94) Greg GILFILLAN</b>							
1	15:07:35.019			21.764	15.747	134.215	129.302
2	15:08:31.580	<b>56.561</b>	19.298	21.671	15.592	135.298	128.068
3	15:09:27.531	<b>55.951</b>	18.961	21.531	15.459	135.571	131.326
4	15:10:23.348	<b>55.817</b>	18.753	21.331	15.733	135.571	129.551
5	15:11:18.568	<b>55.220</b>	18.545	21.194	15.481	136.121	131.584
6	15:12:14.145	<b>55.577</b>	18.708	21.210	15.659	135.298	129.302
7	15:13:10.023	<b>55.878</b>	19.293	<b>21.175</b>	15.410	<b>137.798</b>	<b>132.102</b>
8	15:14:06.112	<b>56.089</b>	18.574	21.716	15.799	126.618	131.326
9	15:15:02.262	<b>56.150</b>	18.647	22.127	<b>15.376</b>	134.754	131.070
10	15:15:57.643	<b>55.381</b>	<b>18.263</b>	21.535	15.583	126.857	130.814
<b>(34) John DEAN</b>							
1	15:07:36.282			22.191	15.894	130.053	127.824
2	15:08:33.487	<b>57.205</b>	19.490	22.073	15.642	131.842	129.802
3	15:09:29.972	<b>56.485</b>	19.059	21.888	15.538	131.842	<b>131.326</b>
4	15:10:26.186	<b>56.214</b>	18.924	21.728	15.562	<b>133.150</b>	128.805
5	15:11:22.117	<b>55.931</b>	18.794	21.544	15.593	131.842	130.053
6	15:12:18.171	<b>56.054</b>	18.847	21.613	15.594	131.070	128.805
7	15:13:14.721	<b>56.550</b>	18.975	22.047	15.528	133.150	129.053
8	15:14:10.290	<b>55.569</b>	<b>18.620</b>	<b>21.505</b>	<b>15.444</b>	133.150	128.559
9	15:15:06.796	<b>56.506</b>	18.990	21.940	15.576	132.102	128.068
10	15:16:03.439	<b>56.643</b>	18.844	22.199	15.600	125.201	127.824
<b>(57) Stewart ROBB</b>							
1	15:07:36.626			22.053	15.749	131.842	127.581
2	15:08:33.670	<b>57.044</b>	19.463	21.920	15.661	132.102	126.142
3	15:09:30.449	<b>56.779</b>	19.159	21.874	15.746	132.102	<b>129.053</b>
4	15:10:26.363	<b>55.914</b>	18.641	21.690	15.583	133.680	126.380
5	15:11:22.500	<b>56.137</b>	18.823	21.712	15.602	132.886	127.339
6	15:12:18.394	<b>55.894</b>	18.651	<b>21.576</b>	15.667	<b>135.571</b>	125.670
7	15:13:15.503	<b>57.109</b>	19.008	22.615	15.486	132.102	126.857
8	15:14:11.644	<b>56.141</b>	19.057	21.647	<b>15.437</b>	132.886	127.339
9	15:15:08.579	<b>56.935</b>	18.953	22.352	15.630	130.053	126.857
10	15:16:04.674	<b>56.095</b>	<b>18.537</b>	21.586	15.972	130.814	125.435
<b>(18) Clint WALKER</b>							

Lap	Time of Day	Lap Tm	S1	S2	S3	S3Spd	SFSpd
1	15:07:39.404			22.801	16.414	<b>130.053</b>	<b>128.559</b>
2	15:08:37.171	<b>57.767</b>	19.162	22.235	16.370	128.805	127.098
3	15:09:35.058	<b>57.887</b>	19.334	22.102	16.451	129.551	123.587
4	15:10:33.216	<b>58.158</b>	19.240	22.199	16.719	122.459	127.581
5	15:11:31.206	<b>57.990</b>	19.387	22.354	16.249	127.824	127.824
6	15:12:28.471	<b>57.265</b>	19.161	21.946	16.158	130.053	126.618
7	15:13:25.417	<b>56.946</b>	19.182	<b>21.719</b>	16.045	125.670	127.098
8	15:14:23.255	<b>57.838</b>	19.028	22.560	16.250	126.142	126.142
9	15:15:20.892	<b>57.637</b>	<b>18.836</b>	22.758	<b>16.043</b>	130.053	123.815
10	15:16:18.297	<b>57.405</b>	19.234	22.019	16.152	123.360	125.670
<b>(71) Gavin JONES</b>							
1	15:07:39.442			22.833	16.589	130.560	123.815
2	15:08:38.276	<b>58.834</b>	20.169	22.054	16.611	131.326	125.201
3	15:09:35.590	<b>57.314</b>	19.500	<b>21.530</b>	16.284	<b>132.624</b>	126.142
4	15:10:32.853	<b>57.263</b>	19.216	21.864	16.183	129.551	123.360
5	15:11:30.783	<b>57.930</b>	19.393	22.237	16.300	127.824	123.815
6	15:12:28.043	<b>57.260</b>	19.360	21.701	16.199	131.326	125.201
7	15:13:25.825	<b>57.782</b>	19.775	21.870	16.137	130.814	125.905
8	15:14:23.661	<b>57.836</b>	19.206	22.623	16.007	125.905	<b>126.618</b>
9	15:15:21.437	<b>57.776</b>	<b>18.966</b>	22.437	16.373	132.624	122.459
10	15:16:18.462	<b>57.025</b>	19.353	21.776	<b>15.896</b>	128.805	125.670
<b>(67) Des BURNS</b>							
1	15:07:37.758			22.606	<b>15.961</b>	121.792	128.068
2	15:08:35.524	<b>57.766</b>	19.490	21.930	16.346	122.459	125.905
3	15:09:32.747	<b>57.223</b>	<b>19.178</b>	<b>21.721</b>	16.324	120.049	127.098
4	15:10:30.742	<b>57.995</b>	19.403	22.271	16.321	122.908	126.857
5	15:11:28.633	<b>57.891</b>	19.527	22.103	16.261	118.775	127.098
6	15:12:26.202	<b>57.569</b>	19.485	21.826	16.258	121.792	124.504
7	15:13:23.766	<b>57.564</b>	19.270	22.073	16.221	118.565	127.339
8	15:14:22.284	<b>58.518</b>	19.572	22.733	16.213	118.356	127.581
9	15:15:21.042	<b>58.758</b>	19.496	22.918	16.344	<b>123.587</b>	127.098
10	15:16:18.894	<b>57.852</b>	19.391	22.096	16.365	121.792	<b>129.551</b>
<b>(1) Bruce BIRNIE</b>							
1	15:07:40.752			23.733	16.007	125.670	128.805
2	15:08:38.739	<b>57.987</b>	19.773	22.196	16.018	129.802	125.670
3	15:09:36.177	<b>57.438</b>	19.793	21.916	<b>15.729</b>	130.053	<b>129.302</b>
4	15:10:33.488	<b>57.311</b>	19.295	21.809	16.207	130.053	128.559
5	15:11:31.559	<b>58.071</b>	19.640	22.134	16.297	130.560	129.053
6	15:12:28.847	<b>57.288</b>	19.827	<b>21.678</b>	15.783	130.560	128.805
7	15:13:26.259	<b>57.412</b>	19.330	22.062	16.020	128.313	123.815
8	15:14:24.213	<b>57.954</b>	19.298	22.520	16.136	119.835	124.968
9	15:15:22.100	<b>57.887</b>	<b>19.121</b>	22.668	16.098	126.618	127.098
10	15:16:19.388	<b>57.288</b>	19.344	21.767	16.177	<b>131.326</b>	124.504
<b>(75) Charlie BUNYAN</b>							
1	15:07:43.328			24.209	17.400	125.201	124.044
2	15:08:43.537	<b>1:00.209</b>	20.525	23.282	16.402	131.070	125.905
3	15:09:41.557	<b>58.020</b>	19.538	22.067	16.415	130.560	117.940
4	15:10:41.349	<b>59.792</b>	20.424	22.870	16.498	132.362	124.735
5	15:11:39.320	<b>57.971</b>	19.764	22.187	16.020	131.584	125.905
6	15:12:36.868	<b>57.548</b>	19.416	22.088	16.044	<b>133.150</b>	<b>126.618</b>
7	15:13:34.305	<b>57.437</b>	19.469	22.084	15.884	130.814	124.735
8	15:14:31.602	<b>57.297</b>	<b>19.350</b>	<b>21.902</b>	16.045	132.102	124.273
9	15:15:29.489	<b>57.887</b>	19.537	22.517	<b>15.833</b>	130.814	126.142
10	15:16:27.276	<b>57.787</b>	19.704	22.086	15.997	130.053	124.968
<b>(17) Gordon MacDONALD</b>							
1	15:07:43.754			24.273	16.941	127.581	128.068

# KMSC National Motorcycle Racing

Scottish Championship Superbike & KMSC Clubman

Knockhill 1.267 miles

Race 5 - 1st Race

01/09/2018 15:05

Race started at 15:06:35

Lap	Time of Day	Lap Tm	S1	S2	S3	S3Spd	SFSpd
3	15:09:41.307	59.028	19.807	22.661	16.560	126.618	127.098
4	15:10:41.637	1:00.330	20.231	22.932	17.167	126.380	125.670
5	15:11:41.627	59.990	20.626	22.879	16.485	127.581	126.380
6	15:12:40.280	58.653	19.638	22.624	16.391	127.824	126.380
7	15:13:39.134	58.854	19.706	22.729	16.419	127.824	127.339
8	15:14:37.508	58.374	19.670	22.588	16.116	129.302	126.857
9	15:15:36.710	59.202	19.819	22.986	16.397	128.559	124.044
10	15:16:35.786	59.076	19.783	22.874	16.419	128.559	124.504

(56) Andy GROVES

Lap	Time of Day	Lap Tm	S1	S2	S3	S3Spd	SFSpd
1	15:07:43.387			24.344	17.268	119.621	128.313
2	15:08:44.485	1:01.098	21.203	23.295	16.600	124.273	128.559
3	15:09:43.692	59.207	20.096	22.577	16.534	125.201	127.581
4	15:10:42.810	59.118	20.239	22.531	16.348	129.302	128.559
5	15:11:41.689	58.879	19.833	22.684	16.362	128.313	124.968
6	15:12:40.406	58.717	19.885	22.586	16.246	129.302	128.313
7	15:13:39.144	58.738	19.973	22.659	16.106	132.102	127.339
8	15:14:37.654	58.510	19.923	22.458	16.129	130.306	128.068
9	15:15:36.852	59.198	19.942	22.968	16.288	127.098	127.581
10	15:16:36.224	59.372	20.440	22.839	16.093	129.302	127.098

(22) Steven WATSON

Lap	Time of Day	Lap Tm	S1	S2	S3	S3Spd	SFSpd
1	15:07:39.892			23.029	16.377	127.824	127.581
2	15:08:39.208	59.316	20.370	22.359	16.587	129.802	126.142
3	15:09:38.269	59.061	20.189	22.396	16.476	128.559	126.380
4	15:10:37.676	59.407	20.215	22.657	16.535	126.618	125.201
5	15:11:37.181	59.505	19.940	22.742	16.823	114.714	118.985
6	15:12:37.175	59.994	20.390	22.827	16.777	125.670	125.201
7	15:13:37.132	59.957	20.151	23.122	16.684	117.733	126.380
8	15:14:36.703	59.571	20.137	23.128	16.306	127.098	124.504
9	15:15:36.770	1:00.067	20.305	23.127	16.635	127.098	125.435
10	15:16:36.851	1:00.081	20.289	23.332	16.460	131.070	124.735

(86) Matthew DEVLIN

Lap	Time of Day	Lap Tm	S1	S2	S3	S3Spd	SFSpd
1	15:07:44.318			24.993	16.569	123.815	129.302
2	15:08:45.866	1:01.548	21.066	23.771	16.711	123.133	127.824
3	15:09:45.748	59.882	20.045				127.098
4	15:10:45.501	59.753	20.192				126.618
5	15:11:44.874	59.373	19.806	22.973	16.594	122.014	126.142
6	15:12:44.378	59.504	20.161	22.904	16.439	126.380	126.857
7	15:13:43.535	59.157	19.880				126.142
8	15:14:42.579	59.044	19.854				125.201
9	15:15:42.051	59.472	19.804	23.395	16.273	126.618	126.142
10	15:16:40.968	58.917	19.557	22.688	16.672	128.313	126.857

(98) Christopher LIDDELL

Lap	Time of Day	Lap Tm	S1	S2	S3	S3Spd	SFSpd
1	15:07:46.308			25.132	18.054	110.556	124.735
2	15:08:48.561	1:02.253	21.084	23.658	17.511	120.480	125.435
3	15:09:50.353	1:01.792	20.898	23.835	17.059	115.107	124.044
4	15:10:50.861	1:00.508	20.104	23.488	16.916	118.775	123.815
5	15:11:52.550	1:01.689	20.482	23.886	17.321	118.775	126.380
6	15:12:53.421	1:00.871	20.443	23.428	17.000	117.940	127.098
7	15:13:50.939	57.518	19.196	21.995	16.327	124.504	124.735
8	15:14:49.521	58.582	19.642	22.433	16.507	123.360	125.435
9	15:15:47.591	58.070	19.234	22.051	16.785	123.815	125.670
10	15:16:45.436	57.845	19.160	22.147	16.538	121.352	126.857

(47) Alan BRYCE

Lap	Time of Day	Lap Tm	S1	S2	S3	S3Spd	SFSpd
1	15:07:45.315			24.961	17.357	118.775	124.968
2	15:08:46.703	1:01.388	20.858	23.669	16.861	123.587	126.618
3	15:09:46.288	59.585	20.197	22.860	16.528	125.670	125.905
4	15:10:46.989	1:00.701	20.318	23.296	17.087	119.835	122.683
5	15:11:46.936	59.947	20.225	22.833	16.889	122.236	123.360
6	15:12:46.331	59.395	20.002	22.691	16.702	123.815	124.044
7	15:13:46.003	59.672	19.905	23.004	16.763	124.735	123.815
8	15:14:45.354	59.351	19.842	22.790	16.719	122.908	124.504
9	15:15:45.642	1:00.288	20.479	22.997	16.812	122.459	124.273
10	15:16:45.692	1:00.050	20.081	23.047	16.922	122.908	120.480

(41) Lukasz PIEC

Lap	Time of Day	Lap Tm	S1	S2	S3	S3Spd	SFSpd
1	15:07:44.060			24.435	17.505	119.196	125.905
2	15:08:45.720	1:01.660	21.199	23.707	16.754	119.621	127.098
3	15:09:47.095	1:01.375	20.756	23.765	16.854	118.985	126.857
4	15:10:48.273	1:01.178	20.980	23.240	16.958	123.133	126.857

Lap	Time of Day	Lap Tm	S1	S2	S3	S3Spd	SFSpd
5	15:11:49.328	1:01.055	21.070	23.171	16.814	122.683	128.068
6	15:12:49.723	1:00.395	20.365	23.258	16.772	122.236	128.559
7	15:13:49.878	1:00.155	20.407	22.881	16.867	121.352	126.618
8	15:14:50.115	1:00.237	20.399	23.199	16.639	122.683	127.339
9	15:15:49.422	59.307	19.853	22.686	16.768	122.908	126.857
10	15:16:48.716	59.294	20.182	22.626	16.486	123.815	127.339

(26) Steven MacINTYRE

Lap	Time of Day	Lap Tm	S1	S2	S3	S3Spd	SFSpd
1	15:07:48.280			26.101	17.842	113.935	119.835
2	15:08:51.802	1:03.522	21.978	24.213	17.331	117.116	120.480
3	15:09:53.135	1:01.333	20.464	23.441	17.428	122.459	119.835
4	15:10:53.841	1:00.706	20.232	23.387	17.087	123.587	119.621
5	15:11:54.435	1:00.594	20.335	23.236	17.023	124.735	119.409
6	15:12:54.533	1:00.098	20.081	23.020	16.997	124.504	121.792
7	15:13:54.519	59.986	20.092	23.062	16.832	124.273	120.049
8	15:14:54.336	59.817	20.161	22.992	16.664	123.587	120.265
9	15:15:53.852	59.516	19.767	22.931	16.818	124.273	119.196
10	15:16:53.110	59.258	20.025	22.713	16.520	123.360	120.049

(37) Steven PATTERSON

Lap	Time of Day	Lap Tm	S1	S2	S3	S3Spd	SFSpd
1	15:07:45.074			25.150	17.492	119.835	128.805
2	15:08:47.855	1:02.781	20.979	24.541	17.261	123.133	129.302
3	15:09:49.684	1:01.829	20.879	24.028	16.922	124.735	128.559
4	15:10:50.641	1:00.957	20.611	23.484	16.862	125.435	127.581
5	15:11:52.210	1:01.569	20.551	23.916	17.102	122.014	126.857
6	15:12:53.438	1:01.228	20.645	23.607	16.976	119.196	123.815
7	15:13:54.353	1:00.915	20.448	23.334	17.133	122.683	126.618
8	15:14:54.797	1:00.444	20.184	23.487	16.773	124.273	128.313
9	15:15:55.324	1:00.527	20.421	23.436	16.670	123.587	125.201
10	15:16:55.719	1:00.395	20.291	23.339	16.765	125.435	125.670

(28) Paul BOWERBANK

Lap	Time of Day	Lap Tm	S1	S2	S3	S3Spd	SFSpd
1	15:07:46.221			25.184	17.423	122.236	121.572
2	15:08:48.555	1:02.334	20.892	23.685	17.757	122.014	119.835
3	15:09:50.367	1:01.812	20.677	23.815	17.320	123.360	120.697
4	15:10:51.649	1:01.282	20.794	23.267	17.221	125.670	120.697
5	15:11:52.765	1:01.116	20.423	23.441	17.252	126.857	120.265
6	15:12:54.328	1:01.563	20.676	23.552	17.335	122.459	119.621
7	15:13:54.535	1:00.207	20.069	22.926	17.212	125.670	116.709
8	15:14:56.138	1:01.603	20.952	23.201	17.450	127.339	114.714
9	15:15:57.898	1:01.760	20.631	23.144	17.985	124.273	112.033

(19) Nic BOYES

Lap	Time of Day	Lap Tm	S1	S2	S3	S3Spd	SFSpd
1	15:07:50.705			26.970	18.095	105.184	114.323
2	15:08:54.577	1:03.872	22.257	24.679	16.936	116.103	117.940
3	15:09:57.688	1:03.111	21.444	24.156	17.511	113.549	118.985
4	15:11:00.592	1:02.904	21.207	24.186	17.511	115.305	119.409
5	15:12:02.725	1:02.133	20.986	24.336	16.811	114.518	118.356
6	15:13:02.542	59.817	20.370	22.865	16.582	123.360	119.196
7	15:14:02.935	1:00.393	20.000	22.970	17.423	118.775	114.323
8	15:15:03.910	1:00.975	20.788	23.327	16.860	117.526	120.049
9	15:16:04.468	1:00.558			16.654	116.506	120.265

(29) Andrew BUCHANAN

Lap	Time of Day	Lap Tm	S1	S2	S3	S3Spd	SFSpd
1	15:07:48.568			26.105	18.285	113.166	122.683
2	15:08:52.894	1:04.326	22.096	24.348	17.882	115.903	121.3

## KMSC National Motorcycle Racing

Scottish Championship Superbike &amp; KMSC Clubman

Knockhill 1.267 miles

Race 5 - 1st Race

01/09/2018 15:05

Race started at 15:06:35

Lap	Time of Day	Lap Tm	S1	S2	S3	S3Spd	SFSpd	Lap	Time of Day	Lap Tm	S1	S2	S3	S3Spd	SFSpd
<b>(155) Bryan GILLIS</b>															
1	15:07:47.494			24.891	18.265	<b>125.201</b>	117.733								
2	15:08:52.072	<b>1:04.578</b>	21.953	24.631	17.994	119.621	119.621								
3	15:09:55.710	<b>1:03.638</b>	21.599	24.016	18.023	114.714	121.572								
4	15:10:58.355	<b>1:02.645</b>	21.429	23.620	17.596	118.985	119.196								
5	15:11:59.820	<b>1:01.465</b>	20.770	23.469	17.226	120.697	<b>121.792</b>								
6	15:13:01.163	<b>1:01.343</b>	<b>20.470</b>	23.725	<b>17.148</b>	122.459	121.133								
7	15:14:02.714	<b>1:01.551</b>	20.819	<b>23.275</b>	17.457	122.683	121.352								
8	15:15:09.816	<b>1:07.102</b>	20.977	25.111	21.014	105.681	117.940								
9	15:16:13.027	<b>1:03.211</b>	20.846	24.454	17.911	118.565	119.196								
<b>(16) Scott MURRAY</b>															
1	15:07:49.539			26.439	17.751	109.653	120.480								
2	15:08:54.223	<b>1:04.684</b>	22.284	24.635	17.765	109.832	120.915								
3	15:09:57.300	<b>1:03.077</b>	21.551	24.095	17.431	116.304	120.480								
4	15:11:00.701	<b>1:03.401</b>	21.363	24.195	17.843	115.504	119.621								
5	15:12:03.866	<b>1:03.165</b>	21.517	24.260	17.388	116.912	119.621								
6	15:13:06.905	<b>1:03.039</b>	21.289	<b>23.938</b>	17.812	118.147	119.621								
7	15:14:09.419	<b>1:02.514</b>	<b>21.034</b>	24.052	17.428	112.408	120.697								
8	15:15:12.089	<b>1:02.670</b>	21.052	24.363	17.255	<b>118.565</b>	119.621								
9	15:16:13.318	<b>1:01.229</b>			<b>17.049</b>	117.940	<b>122.459</b>								
<b>(14) James CRAWFORD</b>															
1	15:07:51.589			27.676	18.029	113.742	<b>119.409</b>								
2	15:08:56.695	<b>1:05.106</b>	22.432	25.081	17.593	<b>117.321</b>	119.409								
3	15:10:01.079	<b>1:04.384</b>	21.853	24.807	17.724	117.116	118.985								
4	15:11:06.416	<b>1:05.337</b>	21.963	25.630	17.744	114.714	118.356								
5	15:12:10.001	<b>1:03.585</b>	<b>21.043</b>	24.454	18.088	113.166	112.786								
6	15:13:14.152	<b>1:04.151</b>	21.366	25.109	17.676	114.129	116.912								
7	15:14:17.970	<b>1:03.818</b>	21.176	24.554	18.088	115.305	114.323								
8	15:15:21.889	<b>1:03.919</b>	21.204	<b>24.357</b>	18.358	114.714	114.518								
9	15:16:25.564	<b>1:03.675</b>	21.385	24.706	<b>17.584</b>	114.129	118.565								
<b>(64) Martin HENDERSON</b>															
1	15:07:50.451			26.832	18.203	102.768	<b>120.049</b>								
2	15:08:56.257	<b>1:05.806</b>	22.256	25.608	17.942	110.556	116.709								
3	15:10:01.445	<b>1:05.188</b>	21.524	25.337	18.327	112.597	117.940								
4	15:11:07.093	<b>1:05.648</b>	22.085	25.500	18.063	111.290	116.709								
5	15:12:11.535	<b>1:04.442</b>	21.394	25.031	18.017	110.012	117.321								
6	15:13:18.529	<b>1:06.994</b>	23.567	25.484	17.943	111.846	118.356								
7	15:14:20.893	<b>1:02.364</b>	<b>20.538</b>	24.063	17.763	113.166	117.526								
8	15:15:24.590	<b>1:03.697</b>	20.599	25.056	18.042	<b>113.549</b>	116.506								
9	15:16:27.240	<b>1:02.650</b>	21.073	<b>23.978</b>	<b>17.599</b>	112.786	118.565								
<b>(117) Joe HENDRIE</b>															
1	15:07:48.908			26.382	17.569	111.474	<b>119.621</b>								
2	15:08:54.274	<b>1:05.366</b>	22.412	<b>24.983</b>	17.971	107.372	117.526								
3	15:10:00.478	<b>1:06.204</b>	22.517	25.589	18.098	<b>113.549</b>	114.714								
4	15:11:07.300	<b>1:06.822</b>	22.135	25.936	18.751	107.201	116.506								
5	15:12:12.673	<b>1:05.373</b>	22.564	25.278	<b>17.531</b>	111.846	115.703								
6	15:13:20.156	<b>1:07.483</b>	22.804	26.450	18.229	102.298	114.129								
7	15:14:26.238	<b>1:06.082</b>	<b>22.068</b>	25.624	18.390	109.832	113.357								
8	15:15:33.047	<b>1:06.809</b>	22.803	25.896	18.110	110.374	112.597								
9	15:16:38.639	<b>1:05.592</b>	22.132	25.689	17.771	112.220	109.118								
<b>(30) Alan RENNIE</b>															
1	15:07:38.526			22.729	16.308	128.313	125.201								
2	15:08:36.398	<b>57.872</b>	19.324	22.162	16.386	125.201	126.142								
3	15:09:33.918	<b>57.520</b>	19.296	21.853	16.371	126.618	125.670								
4	15:10:31.279	<b>57.361</b>	19.294	<b>21.813</b>	16.254	127.824	125.435								
5	15:11:28.959	<b>57.680</b>	19.416	21.981	16.283	127.098	126.618								
6	15:12:26.548	<b>57.589</b>	19.476	21.994	<b>16.119</b>	128.313	127.098								
7	15:13:24.110	<b>57.562</b>	<b>19.172</b>	22.036	16.354	<b>129.551</b>	<b>127.339</b>								
8	15:14:24.514	<b>1:00.404</b>	20.011	23.743	16.650	120.697	126.857								
9	15:15:52.849	<b>1:28.335</b>	35.294	29.231	23.810	91.677	33.074								
<b>(52) Paul McLEAN</b>															
1	15:07:42.974			24.463	17.649	118.775	124.968								
2	15:08:44.716	<b>1:01.742</b>	<b>20.619</b>	23.933	17.190	124.735	124.504								
3	15:09:45.419	<b>1:00.703</b>	20.792	<b>23.167</b>	<b>16.744</b>	<b>125.201</b>	<b>125.435</b>								
4	15:10:52.403	<b>1:06.984</b>	20.871	24.057	22.056	114.910	37.957								

Clerk of the Course.

Sig : Time :

Chief Timekeeper : Ian Sharp (SMART Timing)

 Results available at [www.speedhive.com](http://www.speedhive.com) and [www.smart-timing.co.uk](http://www.smart-timing.co.uk)

Printed: 01/09/2018 15:21:05

Orbits



## KMSC National Motorcycle Racing

Lapchart

Scottish Championship Superbike & KMSC Clubman

Knockhill 1.267 miles

Race 5 - 1st Race

01/09/2018 15:05

Race started at 15:06:35

Competitors	Laps										
		1	2	3	4	5	6	7	8	9	10
Ewan GRAY (45)	1	45	45	45	45	45	45	99	99	99	72
Greg GILFILLAN (94)	2	94	94	94	94	94	99	45	72	72	99
Callum GRIGOR (99)	3	99	99	99	99	99	94	94	94	94	45
John DEAN (34)	4	34	34	72	72	72	72	72	45	45	94
Sean GILFILLAN (72)	5	72	72	34	34	34	34	34	34	34	34
Stewart ROBB (57)	6	57	57	57	57	57	57	57	57	57	57
Des BURNS (67)	7	67	67	67	67	67	67	67	67	18	18
Alan RENNIE (30)	8	30	30	30	30	30	30	30	18	67	71
Clint WALKER (18)	9	18	18	18	71	71	71	18	71	71	67
Gavin JONES (71)	10	71	71	71	18	18	18	71	1	1	1
Steven WATSON (22)	11	22	1	1	1	1	1	1	30	75	75
Bruce BIRNIE (1)	12	1	22	22	22	22	75	75	75	17	17
Donald MacFADYEN (55)	13	55	55	55	75	75	22	17	17	55	55
Paul McLEAN (52)	14	52	75	75	17	17	17	22	22	22	56
Charlie BUNYAN (75)	15	75	17	17	55	55	55	55	55	56	22
Andy GROVES (56)	16	56	56	56	56	56	56	56	56	86	86
Gordon MacDONALD (17)	17	17	52	52	86	86	86	86	86	47	98
Lukasz PIEC (41)	18	41	41	86	47	47	47	47	47	98	47
Matthew DEVLIN (86)	19	86	86	47	41	41	41	41	98	41	41
Steven PATTERSON (37)	20	37	47	41	37	37	98	98	41	30	26
Alan BRYCE (47)	21	47	37	37	98	98	37	37	26	26	37
Paul BOWERBANK (28)	22	28	28	98	28	28	28	26	37	37	
Christopher LIDDELL (98)	23	98	98	28	52	26	26	28	28	28	
Bryan GILLIS (155)	24	155	26	26	26	29	29	29	29	19	
Callum JACKSON (151)	25	151	155	29	29	155	155	155	19	29	
Steven MacINTYRE (26)	26	26	151	155	155	19	19	19	151	151	
Andrew BUCHANAN (29)	27	29	29	151	151	151	151	151	155	155	
Joe HENDRIE (117)	28	117	16	16	19	16	16	16	16	16	
Scott MURRAY (16)	29	16	117	19	16	14	14	14	14	14	
Martin HENDERSON (64)	30	64	19	117	14	64	64	64	64	64	
Nic BOYES (19)	31	19	64	14	64	117	117	117	117	117	
James CRAWFORD (14)	32	14	14	64	117						

Clerk of the Course.

Sig : Time :  
Chief Timekeeper : Ian Sharp (SMART Timing)

Results available at [www.speedhive.com](http://www.speedhive.com) and [www.smart-timing.co.uk](http://www.smart-timing.co.uk)

Printed: 01/09/2018 15:21:34

Orbits



## KMSC National Motorcycle Racing

KMSC Superbikes & KMSC Clubman

Knockhill 1.267 miles

Race 12 - 1st Race

01/09/2018 17:25

Race (10 Laps)

POLE POSITION

<b>1</b>	<b>1</b> 72 Sean GILFILLAN	<b>2</b> 99 Callum GRIGOR	<b>3</b> 45 Ewan GRAY
<b>2</b>	<b>4</b> 94 Greg GILFILLAN	<b>5</b> 34 John DEAN	<b>6</b> 57 Stewart ROBB
<b>3</b>	<b>7</b> 18 Clint WALKER	<b>8</b> 71 Gavin JONES	<b>9</b> 67 Des BURNS
<b>4</b>	<b>10</b> 1 Bruce BIRNIE	<b>11</b> 75 Charlie BUNYAN	<b>12</b> 17 Gordon MacDONALD
<b>5</b>	<b>13</b> 55 Donald MacFADYEN	<b>14</b> 56 Andy GROVES	<b>15</b> 22 Steven WATSON
<b>6</b>	<b>16</b> 86 Matthew DEVLIN	<b>17</b> 98 Christopher LIDDELL	<b>18</b> 47 Alan BRYCE
<b>7</b>	<b>19</b> 41 Lukasz PIEC	<b>20</b> 26 Steven MacINTYRE	<b>21</b> 37 Steven PATTERSON
<b>8</b>	<b>22</b> 28 Paul BOWERBANK	<b>23</b> 19 Nic BOYES	<b>24</b> 29 Andrew BUCHANAN
<b>9</b>	<b>25</b> 151 Callum JACKSON	<b>26</b> 155 Bryan GILLIS	<b>27</b> 16 Scott MURRAY
<b>10</b>	<b>28</b> 14 James CRAWFORD	<b>29</b> 64 Martin HENDERSON	<b>30</b> 117 Joe HENDRIE

Clerk of the Course.

Sig : Time :

Chief Timekeeper : Ian Sharp (SMART Timing)

Results available at [www.speedhive.com](http://www.speedhive.com) and [www.smart-timing.co.uk](http://www.smart-timing.co.uk)

Orbits





## KMSC National Motorcycle Racing


KMSC Superbikes & KMSC Clubman

Knockhill 1.267 miles

Race 12 - 1st Race

01/09/2018 17:25

Race (10 Laps)



**11**

**31**  
30 Alan RENNIE

**32**  
52 Paul McLEAN

Clerk of the Course.

Sig :                      Time :

Chief Timekeeper : Ian Sharp (SMART Timing)

Results available at [www.speedhive.com](http://www.speedhive.com) and [www.smart-timing.co.uk](http://www.smart-timing.co.uk)

Orbits





# Race Results

## KMSC National Motorcycle Racing

Sorted on Laps

Scottish Sidecars

Knockhill 1.267 miles

Race 6 - 1st Race

01/09/2018 15:25

Race (10 Laps) started at 15:22:39

Pos	No.	Name	Make/Model	CC	Class	Laps	Total Tm	Diff	Best Tm	In Lap	Avg. Speed
1	29	KERSHAW / CLARK	Kawasaki	LCR 1000	SC	10	10:22.488		1:00.032	2	73.272
2	19	ROBINSON / GRAVEL		LCR F2 600	SC	10	10:47.984	25.496	1:02.780	4	70.389
3	72	LAWRIE / FAIRHURST	Windle	1000	SC	10	10:55.481	32.993	1:03.522	5	69.584
4	18	BELL / CONNELL	Kawasaki	LCR ZX10R	SC	10	11:06.914	44.426	1:05.222	4	68.391
5	155	STAINTON / STAINTON	Suzuki	LCR 600	SC	10	11:12.604	50.116	1:04.152	4	67.812
6	93	KIRKUP / BROWN	Windle Suzuki	600	SC	10	11:14.928	52.440	1:03.879	3	67.579
7	964	ANDERSON / LUPTON	Baker	F1	SC	10	11:29.320	1:06.832	1:05.632	4	66.168
8	55	O'NEILL / FITZPATRICK	Kawasaki	LCR	SC	9	10:24.652	1 Lap	1:04.389	4	65.716
9	7	ZAKARAUSKAS / STEPHEN	Suzuki	LCR F2	SC	9	10:46.416	1 Lap	1:09.930	5	63.504
10	22	LITHGOW / MELVILLE	Shelbourne RR	600	SC	9	10:47.806	1 Lap	1:08.950	4	63.367
11	50	BROWNE / BRUNTON	Baker Suzuki	750 F2	SC	9	10:50.965	1 Lap	1:09.433	6	63.060
12	56	McKAY / SZANEL	Ireson Suzuki	750	SC	9	11:43.186	1 Lap	1:10.386	4	58.377

**Not classified**

DNF	27	WARDEN / SCHOLFIELD	AWR	1000	SC	8	10:08.590	DNF	1:09.464	3	59.956
DNF	15	SHAND / GORDON	Shand	F2 600	SC	2	2:55.015	DNF	1:48.672	2	52.122
DNS	11	MAYHEW / TAYLOR	Ireson Honda	600	SC			DNS		0	-
DNS	114	AMOS / MAYHEW	Suzuki Windle	GSXR1000	SC			DNS		0	-
DNS	61	FORREST / McCAULEY	Yamaha	F1 R1	SC			DNS		0	-

Margin of Victory	Avg. Speed	Best Lap Tm	Best Speed	Best Lap by
25.496	73.272	1:00.032	75.978	29 - KERSHAW / CLARK

Clerk of the Course.

Orbits

 Sig : Time :  
 Chief Timekeeper : Ian Sharp (SMART Timing)

 Results available at [www.speedhive.com](http://www.speedhive.com) and [www.smart-timing.co.uk](http://www.smart-timing.co.uk)

Printed: 01/09/2018 15:37:55



## KMSC National Motorcycle Racing

Scottish Sidecars

Knockhill 1.267 miles

Race 6 - 1st Race

01/09/2018 15:25

Race (10 Laps) started at 15:22:39

Lap	Time of Day	Lap Tm	S1	S2	S3	S3Spd	SFSpd
<b>(29) KERSHAW / CLARK</b>							
1	15:23:42.430				17.560	117.526	109.474
2	15:24:42.462	<b>1:00.032</b>			<b>17.281</b>	<b>118.565</b>	109.296
3	15:25:43.215	<b>1:00.753</b>			17.682	117.733	108.941
4	15:26:45.049	<b>1:01.834</b>			17.738	116.304	107.717
5	15:27:46.723	<b>1:01.674</b>			17.709	117.321	<b>109.653</b>
6	15:28:48.679	<b>1:01.956</b>			17.684	109.653	106.183
7	15:29:52.124	<b>1:03.445</b>			18.111	112.597	108.064
8	15:30:54.421	<b>1:02.297</b>			17.965	112.976	106.183
9	15:31:58.099	<b>1:03.678</b>			18.474	110.922	103.561
10	15:33:02.086	<b>1:03.987</b>			19.061	110.012	101.066

Lap	Time of Day	Lap Tm	S1	S2	S3	S3Spd	SFSpd
<b>(19) ROBINSON / GRAVEL</b>							
1	15:23:47.435			24.959	18.393	102.611	<b>99.125</b>
2	15:24:53.338	<b>1:05.903</b>	23.302	24.503	18.098	<b>105.020</b>	98.254
3	15:25:56.556	<b>1:03.218</b>	20.968	<b>23.946</b>	18.304	105.020	97.824
4	15:26:59.336	<b>1:02.780</b>	<b>20.657</b>	24.177	17.946	103.561	98.979
5	15:28:02.854	<b>1:03.518</b>	20.934	24.381	18.203	104.204	98.833
6	15:29:06.678	<b>1:03.824</b>	21.185	24.881	<b>17.758</b>	101.524	97.540
7	15:30:10.131	<b>1:03.453</b>	20.895	24.524	18.034	103.402	98.111
8	15:31:15.460	<b>1:05.329</b>	22.081	24.855	18.393	103.721	96.697
9	15:32:22.310	<b>1:06.850</b>	22.667	25.763	18.420	101.987	95.868
10	15:33:27.582	<b>1:05.272</b>	22.132	25.268	17.872	102.611	97.967

Lap	Time of Day	Lap Tm	S1	S2	S3	S3Spd	SFSpd
<b>(72) LAWRIE / FAIRHURST</b>							
1	15:23:48.676			24.472	20.476	113.549	90.077
2	15:24:55.552	<b>1:06.876</b>	23.795	24.882	<b>18.199</b>	112.976	95.459
3	15:25:59.607	<b>1:04.055</b>	21.327	24.485	18.243	<b>113.935</b>	<b>104.204</b>
4	15:27:03.161	<b>1:03.554</b>	20.662	24.666	18.226	111.660	99.566
5	15:28:06.683	<b>1:03.522</b>	<b>20.561</b>	24.516	18.445	105.515	99.125
6	15:29:16.174	<b>1:09.491</b>	25.420	25.234	18.837	108.588	92.947
7	15:30:20.449	<b>1:04.275</b>			18.325	110.374	97.967
8	15:31:26.673	<b>1:06.224</b>		25.754	18.935	110.374	98.833
9	15:32:31.335	<b>1:04.662</b>			18.960	107.030	96.281
10	15:33:35.079	<b>1:03.744</b>	20.984	<b>24.244</b>	18.516	108.588	97.257

Lap	Time of Day	Lap Tm	S1	S2	S3	S3Spd	SFSpd
<b>(18) BELL / CONNELL</b>							
1	15:23:50.090			25.394	18.821	105.020	99.566
2	15:24:56.391	<b>1:06.301</b>	22.672	24.886	18.743	113.549	97.117
3	15:26:02.133	<b>1:05.742</b>	21.861	25.082	18.799	112.220	100.011
4	15:27:07.355	<b>1:05.222</b>	21.890	<b>24.670</b>	<b>18.662</b>	112.220	<b>103.084</b>
5	15:28:13.308	<b>1:05.953</b>	22.128	24.984	18.841	111.105	99.272
6	15:29:18.980	<b>1:05.672</b>	22.009	24.771	18.892	<b>114.714</b>	98.111
7	15:30:24.615	<b>1:05.635</b>	21.915	24.890	18.830	109.832	100.011
8	15:31:30.857	<b>1:06.242</b>	<b>21.579</b>	25.064	19.599	111.846	94.785
9	15:32:38.989	<b>1:08.133</b>	22.944	25.562	19.626	107.030	98.688
10	15:33:46.512	<b>1:07.523</b>	21.957	25.984	19.582	109.832	96.005

Lap	Time of Day	Lap Tm	S1	S2	S3	S3Spd	SFSpd
<b>(155) STANTON / STANTON</b>							
1	15:23:51.588			26.323	19.049	93.857	<b>99.272</b>
2	15:24:58.247	<b>1:06.659</b>	23.114	25.195	18.350	102.454	98.833
3	15:26:04.073	<b>1:05.826</b>	22.359	25.184	18.283	<b>105.848</b>	99.125
4	15:27:08.225	<b>1:04.152</b>	<b>21.503</b>	<b>24.515</b>	18.134	104.043	98.833
5	15:28:13.956	<b>1:05.731</b>	22.237	25.018	18.476	104.043	98.398
6	15:29:19.778	<b>1:05.822</b>	22.526	25.228	<b>18.068</b>	103.561	97.967
7	15:30:26.077	<b>1:06.299</b>	22.387	25.648	18.264	97.540	98.254
8	15:31:32.371	<b>1:06.294</b>	22.281	25.511	18.502	102.611	96.836
9	15:32:41.874	<b>1:09.503</b>	24.461	25.946	19.096	100.611	97.967
10	15:33:52.202	<b>1:10.328</b>	23.356	26.700	20.272	94.785	90.198

Lap	Time of Day	Lap Tm	S1	S2	S3	S3Spd	SFSpd
<b>(93) KIRKUP / BROWN</b>							
1	15:23:48.503			25.553	18.693	<b>101.832</b>	93.857
2	15:24:54.330	<b>1:05.827</b>	22.814	24.653	18.360	101.218	<b>95.459</b>
3	15:25:58.209	<b>1:03.879</b>	<b>20.804</b>	24.604	18.471	101.066	95.188
4	15:27:02.267	<b>1:04.058</b>	21.028	24.855	<b>18.175</b>	100.161	95.323
5	15:28:06.160	<b>1:03.893</b>	21.073	<b>24.481</b>	18.339	100.310	95.188
6	15:29:10.649	<b>1:04.489</b>	21.092	24.993	18.404	100.762	94.785
7	15:30:15.658	<b>1:05.009</b>	21.278	25.322	18.409	100.011	95.188
8	15:31:21.814	<b>1:06.156</b>	21.643	25.943	18.570	99.419	93.595
9	15:32:31.642	<b>1:09.828</b>	22.877	27.681	19.270	99.125	93.857
10	15:33:54.526	<b>1:22.884</b>	22.716	34.962	25.206	65.027	63.609

Lap	Time of Day	Lap Tm	S1	S2	S3	S3Spd	SFSpd
<b>(964) ANDERSON / LUPTON</b>							

Lap	Time of Day	Lap Tm	S1	S2	S3	S3Spd	SFSpd
1	15:23:55.157			27.164	19.485	99.566	94.518
2	15:25:02.213	<b>1:07.056</b>	23.155	25.304	18.597	101.371	95.188
3	15:26:07.976	<b>1:05.763</b>	22.461	<b>24.718</b>	18.584	101.218	<b>95.323</b>
4	15:27:13.608	<b>1:05.632</b>	22.297	24.741	18.594	<b>101.524</b>	95.053
5	15:28:19.660	<b>1:06.052</b>	<b>22.014</b>	25.497	18.541	100.460	94.385
6	15:29:25.845	<b>1:06.185</b>	22.629	25.274	<b>18.282</b>	101.218	94.785
7	15:30:32.340	<b>1:06.495</b>	22.142	25.185	19.168	99.419	94.252
8	15:31:43.590	<b>1:11.250</b>	24.181	27.433	19.636	95.053	92.947
9	15:32:55.811	<b>1:12.221</b>	24.078	27.801	20.342	92.054	84.946
10	15:34:08.918	<b>1:13.107</b>	24.777	27.798	20.532	92.690	88.068

Lap	Time of Day	Lap Tm	S1	S2	S3	S3Spd	SFSpd
<b>(55) O'NEILL / FITZPATRICK</b>							
1	15:23:51.772			26.152	20.773	93.076	93.205
2	15:24:58.882	<b>1:07.110</b>	23.506	25.183	18.421	101.524	100.310
3	15:26:04.832	<b>1:05.950</b>	22.195	25.435	18.320	101.371	98.833
4	15:27:09.221	<b>1:04.389</b>	<b>21.766</b>	<b>24.446</b>	18.177	<b>107.544</b>	98.833
5	15:28:14.578	<b>1:05.357</b>	<b>21.767</b>	25.262	18.328	101.371	97.682
6	15:29:20.180	<b>1:05.602</b>	22.448	25.128	<b>18.026</b>	106.689	<b>102.768</b>
7	15:30:26.972	<b>1:06.792</b>	22.292	25.630	18.870	99.714	101.066
8	15:31:32.696	<b>1:05.724</b>	22.136	25.252	18.336	101.678	96.976
9	15:33:04.250	<b>1:31.554</b>	24.604	26.407	40.543	101.371	92.435

Lap	Time of Day	Lap Tm	S1	S2	S3	S3Spd	SFSpd
<b>(7) ZAKARAUSKAS / STEPHEN</b>							
1	15:23:58.493			28.286	19.598	100.161	94.785
2	15:25:11.171	<b>1:12.678</b>	24.789	28.263	19.626	<b>101.987</b>	93.726
3	15:26:22.844	<b>1:11.673</b>	24.780	27.363	19.530	101.218	94.385
4	15:27:33.050	<b>1:10.206</b>	23.674	26.768	19.764	101.371	<b>95.595</b>
5	15:28:42.980	<b>1:09.930</b>	23.933	26.835	<b>19.162</b>	97.540	95.053
6	15:29:53.126	<b>1:10.146</b>	<b>23.453</b>	26.863	19.830	101.832	95.188
7	15:31:04.917	<b>1:11.791</b>	24.757	27.639	19.395	100.161	95.053
8	15:32:15.516	<b>1:10.599</b>	24.083	26.792	19.724	100.460	94.785
9	15:33:26.014	<b>1:10.498</b>	24.142	<b>26.745</b>	19.611	100.161	94.518

Lap	Time of Day	Lap Tm	S1	S2	S3	S3Spd	SFSpd
<b>(22) LITHGOW / MELVILLE</b>							
1	15:23:57.548			27.747	20.347	88.183	92.562
2	15:25:10.286	<b>1:12.738</b>	24.369	28.378	19.991	94.252	92.562
3	15:26:20.731	<b>1:10.445</b>	23.867	26.547	20.031	96.976	93.205
4	15:27:29.681	<b>1:08.950</b>	23.421	<b>25.922</b>	<b>19.607</b>	98.543	<b>94.518</b>
5	15:28:39.270	<b>1:09.589</b>	<b>22.858</b>	26.507	20.224	97.967	91.928
6	15:29:52.280	<b>1:13.010</b>	24.103	28.130	20.777	<b>99.125</b>	86.814
7	15:31:03.816	<b>1:11.536</b>	24.137	27.128	20.271	94.785	85.162
8	15:32:14.798	<b>1:10.982</b>	23.551	26.818	20.613	95.731	82.849
9	15:33:27.404	<b>1:12.606</b>	25.581	26.942	20.083	95.731	87.040

Lap	Time of Day	Lap Tm	S1	S2	S3	S3Spd	SFSpd
<b>(50) BROWNE / BRUNTON</b>							
1	15:23:58.854			29.134	19.419	99.125	97.682
2	15:25:11.763	<b>1:12.909</b>	25.150	28.777	<b>18.982</b>	104.366	<b>98.979</b>
3	15:26:23.486	<b>1:11.723</b>	24.821	27.887	19.015	<b>105.020</b>	98.979
4	15:27:34.892	<b>1:11.406</b>	23.757	27.043	20.606		



## KMSC National Motorcycle Racing

Scottish Sidecars

Knockhill 1.267 miles

Race 6 - 1st Race

01/09/2018 15:25

Race (10 Laps) started at 15:22:39

Lap	Time of Day	Lap Tm	S1	S2	S3	S3Spd	SFSpd	Lap	Time of Day	Lap Tm	S1	S2	S3	S3Spd	SFSpd
8	15:32:48.188	1:35.529	30.346	35.053	30.130	68.547	25.068								
<hr/>															
(15) SHAND / GORDON															
1	15:23:45.941			24.243	18.233	106.520	97.540								
2	15:25:34.613	1:48.672	32.999	42.444	33.229	54.692	28.496								

Clerk of the Course.

Orbits

Sig : Time :  
Chief Timekeeper : Ian Sharp (SMART Timing)

Results available at [www.speedhive.com](http://www.speedhive.com) and [www.smart-timing.co.uk](http://www.smart-timing.co.uk)

Printed: 01/09/2018 15:38:16



## KMSC National Motorcycle Racing

## Lapchart

**Scottish Sidecars**
**Knockhill 1.267 miles**
**Race 6 - 1st Race**
**01/09/2018 15:25**
**Race (10 Laps) started at 15:22:39**

Competitors	Laps										
	1	2	3	4	5	6	7	8	9	10	
KERSHAW / CLARK (29)	1	29	29	29	29	29	29	29	29	29	29
SHAND / GORDON (15)	2	15	19	19	19	19	19	19	19	19	19
ROBINSON / GRAVEL (19)	3	19	93	93	93	93	93	93	93	72	72
KIRKUP / BROWN (93)	4	93	72	72	72	72	72	72	72	93	18
LAWRIE / FAIRHURST (72)	5	72	18	18	18	18	18	18	18	18	155
BELL / CONNELL (18)	6	18	155	155	155	155	155	155	155	155	93
STANTON / STANTON (155)	7	155	55	55	55	55	55	55	55	964	964
O'NEILL / FITZPATRICK (55)	8	55	964	964	964	964	964	964	964	55	
ANDERSON / LUPTON (964)	9	964	27	27	27	27	22	22	22	7	
WARDEN / SCHOLFIELD (27)	10	27	56	56	22	22	7	7	7	22	
McKAY / SZANEL (56)	11	56	22	22	56	7	27	50	50	50	
LITHGOW / MELVILLE (22)	12	22	7	7	7	50	50	27	27	56	
ZAKARAUSKAS / STEPHEN (7)	13	7	50	50	50	56	56	56	56		
BROWNE / BRUNTON (50)	14	50	15								
-	15										
-	16										
-	17										

**Clerk of the Course.**
**Sig : Time :**
**Chief Timekeeper : Ian Sharp (SMART Timing)**
**Results available at [www.speedhive.com](http://www.speedhive.com) and [www.smart-timing.co.uk](http://www.smart-timing.co.uk)**
**Printed: 01/09/2018 15:38:54**
**Orbits**


## KMSC National Motorcycle Racing


KMSC Sidecars

Knockhill 1.267 miles

Race 12a - 1st Race

01/09/2018 17:45

Race (10 Laps)



POLE POSITION

<b>1</b>	<b>1</b> 29 KERSHAW / CLARK
<b>2</b>	<b>3</b> 72 LAWRIE / FAIRHURST
<b>3</b>	<b>5</b> 155 STAINTON / STAINTON
<b>4</b>	<b>7</b> 964 ANDERSON / LUPTON
<b>5</b>	<b>9</b> 7 ZAKARASKAS / STEPHEN
<b>6</b>	<b>11</b> 50 BROWNE / BRUNTON
<b>7</b>	<b>13</b> 27 WARDEN / SCHOLFIELD
<b>8</b>	<b>15</b> 11 MAYHEW / TAYLOR
<b>9</b>	<b>17</b> 61 FORREST / McCAULEY

<b>2</b> 19 ROBINSON / GRAVEL
<b>4</b> 18 BELL / CONNELL
<b>6</b> 93 KIRKUP / BROWN
<b>8</b> 55 O'NEILL / FITZPATRICK
<b>10</b> 22 LITHGOW / MELVILLE
<b>12</b> 56 McKAY / SZANEL
<b>14</b> 15 SHAND / GORDON
<b>16</b> 114 AMOS / MAYHEW

Clerk of the Course.

Sig : Time :

Chief Timekeeper : Ian Sharp (SMART Timing)

Results available at [www.speedhive.com](http://www.speedhive.com) and [www.smart-timing.co.uk](http://www.smart-timing.co.uk)

Printed: 01/09/2018 15:37:26

Orbits



# Race Results

## KMSC National Motorcycle Racing

Sorted on Laps

Scottish Championship Lightweights

Knockhill 1.267 miles

Race 7 - 1st Race

01/09/2018 15:45

Race (10 Laps) started at 15:39:53

Pos	No.	Name	Make/Model	CC	Class	Laps	Total Tm	Diff	Best Tm	In Lap	Avg. Speed
1	49	Paul McCLUNG	Kawasaki	ER6	SL	10	10:03.546		58.828	10	75.572
2	31	Torquil PATERSON	Suzuki	SV650	SL	10	10:08.624	5.078	59.760	4	74.941
3	21	Grant REID	Kawasaki	ER6	SL	10	10:11.865	8.319	59.423	6	74.544
4	155	Scott CAMPBELL	Kawasaki	ER6 650	SL	10	10:19.867	16.321	1:01.327	4	73.582
5	99	Scott ROBERTSON	Suzuki	SV650	SL	10	10:40.838	37.292	1:03.135	2	71.174
6	66	Kevin WATRET	Kawasaki	ER6	SL	10	10:49.943	46.397	1:02.917	2	70.177
7	13	Andrew BARTON	Kawasaki	ER650	SL	10	10:54.722	51.176	1:04.209	9	69.665
8	24	Craig SHIRLAW	Kawasaki	ER6	SL	10	10:57.574	54.028	1:03.280	10	69.362
9	74	Christine WATSON	Kawasaki	ER6	SL	10	11:06.396	1:02.850	1:05.189	9	68.444
10	64	Bruce COBBURN	Suzuki	SV650	SL	9	10:20.818	1 Lap	1:06.261	9	66.122
11	7	Raymond DUGUID	Yamaha	TRX850	SL	9	10:27.350	1 Lap	1:07.181	8	65.434
12	47	Joel BAVIDGE	Suzuki	SV650	SL	9	10:27.606	1 Lap	1:07.517	4	65.407

### Not classified

DNF	800	Gordon CLARK	Kawasaki	ER6 650	SL	8	8:51.298	DNF	1:03.540	8	68.678
DNF	38	Adon DAVIE	Moriwaki	RS125	SL	8	8:52.389	DNF	1:03.538	6	68.538
DNF	48	James RUSSELL	Kawasaki	ER6	SL	7	8:18.407	DNF	1:06.683	5	64.059
DNF	12	Jimmy MUIR	Yamaha	FZR400	SL	5	5:58.037	DNF	1:09.471	4	63.696
DNS	141	Logan TURNER	Suzuki	SV650	SL			DNS		0	-
DNS	77	Steven CRICHTON	Suzuki	SV650	SL			DNS		0	-

Margin of Victory	Avg. Speed	Best Lap Tm	Best Speed	Best Lap by
5.078	75.572	58.828	77.533	49 - Paul McCLUNG

Clerk of the Course.

Orbits

Sig : Time :

Chief Timekeeper : Ian Sharp (SMART Timing)

 Results available at [www.speedhive.com](http://www.speedhive.com) and [www.smart-timing.co.uk](http://www.smart-timing.co.uk)

Printed: 01/09/2018 15:55:07



## KMSC National Motorcycle Racing

### Scottish Championship Lightweights

### Knockhill 1.267 miles

#### Race 7 - 1st Race

**01/09/2018 15:45**

#### Race (10 Laps) started at 15:39:53

Lap	Time of Day	Lap Tm	S1	S2	S3	S3Spd	SFSpd
<b>(49) Paul McCLUNG</b>							
1	15:40:56.636			23.457	17.376	113.166	110.012
2	15:41:57.579	<b>1:00.943</b>	20.589	23.260	17.094	114.910	110.374
3	15:42:57.377	<b>59.798</b>	20.046	22.992	16.760	<b>115.903</b>	110.012
4	15:43:57.598	<b>1:00.221</b>	20.140	23.108	16.973	113.742	109.653
5	15:44:57.608	<b>1:00.010</b>	20.006	23.105	16.899	114.323	110.374
6	15:45:57.581	<b>59.973</b>	19.918	22.923	17.132	114.714	109.296
7	15:46:57.337	<b>59.756</b>	20.086	22.799	16.871	115.504	110.374
8	15:47:58.853	<b>1:01.516</b>	21.215	23.431	16.870	114.910	110.556
9	15:48:58.157	<b>59.304</b>	19.851	22.601	16.852	114.910	110.556
10	15:49:56.985	<b>58.828</b>	<b>19.772</b>	<b>22.533</b>	<b>16.523</b>	115.703	<b>110.739</b>
<b>(31) Torquil PATERSON</b>							
1	15:40:57.013			23.722	17.391	108.413	103.242
2	15:41:57.420	<b>1:00.407</b>	20.027	23.369	17.011	107.372	103.084
3	15:42:58.304	<b>1:00.884</b>	20.161	22.960	17.763	108.588	99.863
4	15:43:58.064	<b>59.760</b>	19.844	22.993	<b>16.923</b>	109.296	103.561
5	15:44:58.161	<b>1:00.097</b>	20.143	22.934	17.020	108.764	<b>104.043</b>
6	15:45:57.962	<b>59.801</b>	<b>19.658</b>	22.919	17.224	109.832	101.832
7	15:46:57.863	<b>59.901</b>	19.963	<b>22.819</b>	17.119	<b>110.556</b>	103.721
8	15:47:59.900	<b>1:02.037</b>	21.039	23.788	17.210	109.832	102.611
9	15:49:00.472	<b>1:00.572</b>	20.029	23.214	17.329	108.238	102.926
10	15:50:02.063	<b>1:01.591</b>	20.159	23.370	18.062	107.544	92.435
<b>(21) Grant REID</b>							
1	15:40:58.131			24.359	17.284	111.660	110.193
2	15:41:59.177	<b>1:01.046</b>	20.477	23.676	16.893	113.357	109.832
3	15:43:00.056	<b>1:00.879</b>	20.114	23.602	17.163	113.742	109.474
4	15:44:00.892	<b>1:00.836</b>	20.188	23.481	17.167	114.129	109.474
5	15:45:00.744	<b>59.852</b>	19.696	23.234	16.922	113.742	110.012
6	15:46:00.167	<b>59.423</b>	<b>19.609</b>	<b>23.048</b>	<b>16.766</b>	<b>114.910</b>	110.012
7	15:47:00.757	<b>1:00.590</b>	20.431	23.207	16.952	114.910	<b>110.374</b>
8	15:48:02.469	<b>1:01.712</b>	19.994	24.486	17.232	107.201	109.832
9	15:49:03.863	<b>1:01.394</b>	20.394	23.774	17.226	112.976	109.832
10	15:50:05.304	<b>1:01.441</b>	20.561	23.598	17.282	113.357	108.588
<b>(155) Scott CAMPBELL</b>							
1	15:40:58.445			24.358	17.295	113.166	<b>109.832</b>
2	15:41:59.862	<b>1:01.417</b>	20.556	23.700	<b>17.161</b>	112.976	108.588
3	15:43:01.342	<b>1:01.480</b>	20.442	23.782	17.256	112.597	108.764
4	15:44:02.669	<b>1:01.327</b>	20.403	<b>23.616</b>	17.308	112.786	109.118
5	15:45:04.428	<b>1:01.759</b>	20.443	23.929	17.387	111.846	109.118
6	15:46:06.252	<b>1:01.824</b>	20.532	23.963	17.329	112.408	109.474
7	15:47:08.086	<b>1:01.834</b>	20.585	23.988	17.261	112.408	109.296
8	15:48:09.892	<b>1:01.806</b>	20.574	23.886	17.346	112.220	109.118
9	15:49:11.709	<b>1:01.817</b>	<b>20.334</b>	23.930	17.553	112.786	109.296
10	15:50:13.306	<b>1:01.597</b>	20.554	23.826	17.217	<b>113.935</b>	109.474
<b>(99) Scott ROBERTSON</b>							
1	15:41:00.782			25.269	18.026	103.402	<b>99.714</b>
2	15:42:03.917	<b>1:03.135</b>	20.930	24.356	17.849	104.366	99.566
3	15:43:08.502	<b>1:04.585</b>	21.278	25.304	18.003	103.882	98.398
4	15:44:12.086	<b>1:03.584</b>	20.973	24.516	18.095	103.721	98.833
5	15:45:16.142	<b>1:04.056</b>	21.253	24.646	18.157	<b>104.856</b>	98.979
6	15:46:19.364	<b>1:03.222</b>	<b>20.823</b>	24.351	18.048	103.721	99.566
7	15:47:23.475	<b>1:04.111</b>	21.476	24.729	17.906	104.204	98.688
8	15:48:27.328	<b>1:03.853</b>	21.647	<b>24.174</b>	18.032	103.242	98.543
9	15:49:30.630	<b>1:03.302</b>	21.039	24.566	<b>17.697</b>	101.832	99.272
10	15:50:34.277	<b>1:03.647</b>	21.621	24.227	17.799	103.561	98.254
<b>(66) Kevin WATRET</b>							
1	15:41:00.211			25.303	17.810	105.349	<b>107.030</b>
2	15:42:03.128	<b>1:02.917</b>	<b>20.756</b>	<b>24.465</b>	17.696	105.184	105.848
3	15:43:08.424	<b>1:05.296</b>	21.835	25.408	18.053	102.926	105.020
4	15:44:12.980	<b>1:04.556</b>	21.704	25.198	<b>17.654</b>	<b>106.520</b>	105.681
5	15:45:17.674	<b>1:04.694</b>	21.629	25.322	17.743	104.204	107.030
6	15:46:22.179	<b>1:04.505</b>	21.473	25.064	17.968	103.882	105.515
7	15:47:27.218	<b>1:05.039</b>	22.012	25.337	17.690	105.349	104.856
8	15:48:32.331	<b>1:05.113</b>	21.920	25.361	17.832	104.856	106.015
9	15:49:37.115	<b>1:04.784</b>	21.545	25.390	17.849	105.681	106.183
10	15:50:43.382	<b>1:06.267</b>	22.009	26.069	18.189	104.366	106.859

Lap	Time of Day	Lap Tm	S1	S2	S3	S3Spd	SFSpd
1	15:41:03.409			25.931	18.418	102.926	<b>101.832</b>
2	15:42:08.826	<b>1:05.417</b>	21.746	25.397	18.274	103.721	101.832
3	15:43:14.874	<b>1:06.048</b>	21.675	26.000	18.373	100.914	100.611
4	15:44:19.870	<b>1:04.996</b>	21.634	25.144	18.218	103.721	100.611
5	15:45:24.219	<b>1:04.349</b>	21.223	25.045	<b>18.081</b>	104.043	100.011
6	15:46:28.909	<b>1:04.690</b>	21.565	<b>24.683</b>	18.442	<b>104.692</b>	97.540
7	15:47:34.025	<b>1:05.116</b>	21.836	25.032	18.248	104.366	100.611
8	15:48:39.268	<b>1:05.243</b>	21.278	25.133	18.832	102.768	100.161
9	15:49:43.477	<b>1:04.209</b>	<b>21.180</b>	24.869	18.160	104.204	100.762
10	15:50:48.161	<b>1:04.684</b>	21.410	25.012	18.262	102.611	100.161
<b>(24) Craig SHIRLAW</b>							
1	15:41:08.174			27.556	18.889	105.184	102.768
2	15:42:14.896	<b>1:06.722</b>	22.554	25.552	18.616	107.544	103.402
3	15:43:20.984	<b>1:06.088</b>	22.237	25.422	18.429	108.064	103.084
4	15:44:26.558	<b>1:05.574</b>	21.895	25.429	18.250	<b>109.118</b>	<b>103.721</b>
5	15:45:30.783	<b>1:04.225</b>	21.412	24.786	18.027	108.064	103.242
6	15:46:35.514	<b>1:04.731</b>	21.438	25.193	18.100	108.064	103.402
7	15:47:40.121	<b>1:04.607</b>	21.879	24.612	18.116	108.588	103.084
8	15:48:44.122	<b>1:04.001</b>	21.245	24.716	18.040	107.890	103.242
9	15:49:47.733	<b>1:03.611</b>	21.175	24.459	17.977	108.413	103.721
10	15:50:51.013	<b>1:03.280</b>	<b>21.133</b>	<b>24.338</b>	<b>17.809</b>	108.588	103.402
<b>(74) Christine WATSON</b>							
1	15:41:04.497			26.423	18.559	105.020	105.848
2	15:42:12.912	<b>1:08.415</b>	23.093	26.706	18.616	101.066	105.515
3	15:43:19.687	<b>1:06.775</b>	22.241	25.894	18.640	106.015	105.184
4	15:44:26.599	<b>1:06.912</b>	22.179	25.992	18.741	103.882	<b>106.859</b>
5	15:45:31.884	<b>1:05.285</b>	22.042	25.181	18.062	106.351	105.681
6	15:46:37.311	<b>1:05.427</b>	<b>21.850</b>	25.332	18.245	103.882	105.515
7	15:47:43.407	<b>1:06.096</b>	22.381	25.614	18.101	105.681	105.184
8	15:48:48.823	<b>1:05.416</b>	21.969	25.439	<b>18.008</b>	105.848	104.529
9	15:49:54.012	<b>1:05.189</b>	21.895	<b>25.065</b>	18.229	106.520	106.859
10	15:50:59.835	<b>1:05.823</b>	22.196	25.423	18.204	<b>108.941</b>	105.681
<b>(64) Bruce COBBURN</b>							
1	15:41:08.649			27.892	19.541	98.688	101.218
2	15:42:19.313	<b>1:10.664</b>	23.521	27.695	19.448	95.188	102.454
3	15:43:29.082	<b>1:09.769</b>	23.426	27.120	19.223	97.682	102.454
4	15:44:37.124	<b>1:08.042</b>	22.639	26.465	18.938	97.257	102.142
5	15:45:45.304	<b>1:08.180</b>	23.070	26.425	18.685	101.371	102.768
6	15:46:52.578	<b>1:07.274</b>	22.600	25.906	18.768	98.688	101.832
7	15:48:01.028	<b>1:08.450</b>	22.595	26.811	19.044	98.688	102.926
8	15:49:07.996	<b>1:06.968</b>	22.270	25.871	18.827	100.310	<b>103.242</b>
9	15:50:14.257	<b>1:06.261</b>	22.347	<b>25.501</b>	<b>18.413</b>	<b>101.678</b>	102.611
<b>(7) Raymond DUGUID</b>							
1	15:41:09.924			28.622	19.777	94.919	99.419
2	15:42:20.888	<b>1:10.964</b>	24.707	27.037	19.220	100.611	100.611
3	15:43:30.524	<b>1:09.636</b>	23.414	27.078	19.144	101.987	100.460
4	15:44:39.255	<b>1:08.731</b>	23.054	26.772	18.905	101.066	100.611
5	15:45:47.752	<b>1:08.497</b>	22.848	26.669	18.980	96.976	98.833
6	15:46:55.907	<b>1:08.155</b>	22.947	26.574	18.634	102.142	100.310
7	15:48:05.587	<b>1:09.680</b>	24.076	26.736	18.868	93.988	100.914
8	15:49:12.768	<b>1:07.181</b>	<b>22.581</b>	<b>26.091</b>	<b>18.509</b>	102.768	101.678
9	15:50:20.789	<b>1:08.021</b>	23.098	26.223	18.700	<b>103.561</b>	<b>102.454</b>
<b>(47) Joel BAVIDGE</b>							
1	15:41:10.284			19.385	101.524	99.125	
2	15:42:18.640	<b>1:08.356</b>		19.116	102.611	99.125	
3	15:43:27.325	<b>1:08.685</b>		<b>19.003</b>	97.117	99.714	
4	15:44:34.842	<b>1:07.517</b>		19.322	103.561	<b>102.768</b>	
5	15:45:42.99						



## KMSC National Motorcycle Racing

Scottish Championship Lightweights

Knockhill 1.267 miles

Race 7 - 1st Race

01/09/2018 15:45

Race (10 Laps) started at 15:39:53

Lap	Time of Day	Lap Tm	S1	S2	S3	S3Spd	SFSpd	Lap	Time of Day	Lap Tm	S1	S2	S3	S3Spd	SFSpd
6	15:46:36.685	<b>1:04.193</b>	21.517	24.960	<b>17.716</b>	108.588	103.242								
7	15:47:41.197	<b>1:04.512</b>	21.604	24.687	18.221	107.890	104.856								
8	15:48:44.737	<b>1:03.540</b>	<b>21.078</b>	<b>24.430</b>	18.032	<b>108.764</b>	102.611								

(38) Adon DAVIE

1	15:41:05.340			26.561	18.874	97.117	92.947								
2	15:42:11.731	<b>1:06.391</b>	22.250	25.562	18.579	95.731	91.928								
3	15:43:16.190	<b>1:04.459</b>	21.124	24.960	18.375	96.281	92.308								
4	15:44:20.713	<b>1:04.523</b>	20.898	25.035	18.590	96.836	92.054								
5	15:45:24.713	<b>1:04.000</b>	20.862	25.003	<b>18.135</b>	<b>98.254</b>	<b>93.595</b>								
6	15:46:28.251	<b>1:03.538</b>	<b>20.771</b>	<b>24.511</b>	18.256	96.836	92.181								
7	15:47:32.293	<b>1:04.042</b>	21.095	24.660	18.287	96.976	91.802								
8	15:48:45.828	<b>1:13.535</b>	21.232	27.226	25.077	77.761	43.804								

(48) James RUSSELL

1	15:41:09.424			28.528	19.006	104.856	101.832								
2	15:42:17.947	<b>1:08.523</b>	23.147	26.417	18.959	103.721	101.678								
3	15:43:27.051	<b>1:09.104</b>	23.274	26.602	19.228	102.454	101.066								
4	15:44:34.712	<b>1:07.661</b>	22.411	26.412	18.838	<b>105.515</b>	100.611								
5	15:45:41.395	<b>1:06.683</b>	<b>22.160</b>	25.938	<b>18.585</b>	103.242	<b>101.987</b>								
6	15:46:49.136	<b>1:07.741</b>	22.817	<b>25.933</b>	18.991	103.561	101.524								
7	15:48:11.846	<b>1:22.710</b>	23.925	33.734	25.051	68.407	31.880								

(12) Jimmy MUIR

1	15:41:11.343			28.917	20.201	98.543	<b>96.143</b>								
2	15:42:22.196	<b>1:10.853</b>	23.729	27.265	19.859	<b>99.419</b>	95.731								
3	15:43:32.091	<b>1:09.895</b>	23.150	<b>26.727</b>	20.018	96.836	94.252								
4	15:44:41.562	<b>1:09.471</b>	22.867	26.786	<b>19.818</b>	94.252	95.188								
5	15:45:51.476	<b>1:09.914</b>	<b>22.778</b>	26.950	20.186	95.053	91.928								

Clerk of the Course.

Sig : Time :

Chief Timekeeper : Ian Sharp (SMART Timing)

Results available at [www.speedhive.com](http://www.speedhive.com) and [www.smart-timing.co.uk](http://www.smart-timing.co.uk)

Printed: 01/09/2018 15:55:27

Orbits





## KMSC National Motorcycle Racing

## Lapchart

Scottish Championship Lightweights

Knockhill 1.267 miles

Race 7 - 1st Race

01/09/2018 15:45

Race (10 Laps) started at 15:39:53

Competitors	Laps									
	1	2	3	4	5	6	7	8	9	10
Paul McCLUNG (49)	49	31	49	49	49	49	49	49	49	49
Torquil PATERSON (31)	31	49	31	31	31	31	31	31	31	31
Grant REID (21)	21	21	21	21	21	21	21	21	21	21
Scott CAMPBELL (155)	155	155	155	155	155	155	155	155	155	155
Kevin WATRET (66)	66	66	66	99	99	99	99	99	99	99
Scott ROBERTSON (99)	99	99	99	66	66	66	66	66	66	66
Andrew BARTON (13)	13	13	13	13	13	38	38	13	13	13
Christine WATSON (74)	74	38	38	38	38	13	13	24	24	24
Gordon CLARK (800)	800	74	74	24	24	24	24	800	74	74
Adon DAVIE (38)	38	800	800	74	74	800	800	38	64	
Craig SHIRLAW (24)	24	24	24	800	800	74	74	74	7	
Bruce COBBURN (64)	64	48	48	48	48	48	64	64	47	
James RUSSELL (48)	48	47	47	47	47	47	47	7		
Raymond DUGUID (7)	7	64	64	64	64	64	7	47		
Joel BAVIDGE (47)	47	7	7	7	7	7	7	48		
Jimmy MUIR (12)	12	12	12	12	12					
-										
-										

Clerk of the Course.

Sig : Time :

Chief Timekeeper : Ian Sharp (SMART Timing)

Results available at [www.speedhive.com](http://www.speedhive.com) and [www.smart-timing.co.uk](http://www.smart-timing.co.uk)

Printed: 01/09/2018 15:55:59

Orbits



## KMSC National Motorcycle Racing

KMSC Lightweights

Knockhill 1.267 miles

Race 14 - 1st Race

01/09/2018 18:05

Race (8 Laps)

POLE POSITION

<b>1</b>	<b>1</b> 49 Paul McCLUNG	<b>2</b> 31 Torquil PATERSON	<b>3</b> 21 Grant REID
<b>2</b>	<b>4</b> 155 Scott CAMPBELL	<b>5</b> 99 Scott ROBERTSON	<b>6</b> 66 Kevin WATRET
<b>3</b>	<b>7</b> 13 Andrew BARTON	<b>8</b> 24 Craig SHIRLAW	<b>9</b> 74 Christine WATSON
<b>4</b>	<b>10</b> 64 Bruce COBBURN	<b>11</b> 7 Raymond DUGUID	<b>12</b> 47 Joel BAVIDGE
<b>5</b>	<b>13</b> 800 Gordon CLARK	<b>14</b> 38 Adon DAVIE	<b>15</b> 48 James RUSSELL
<b>6</b>	<b>16</b> 12 Jimmy MUIR	<b>17</b> 141 Logan TURNER	<b>18</b> 77 Steven CRICHTON

Clerk of the Course.

Orbits

Sig :                      Time :

Chief Timekeeper : Ian Sharp (SMART Timing)

 Results available at [www.speedhive.com](http://www.speedhive.com) and [www.smart-timing.co.uk](http://www.smart-timing.co.uk)

Printed: 01/09/2018 15:54:40



# Race Results

## KMSC National Motorcycle Racing

Sorted on Laps

KMSC Formula 600

Knockhill 1.267 miles

Race 8 - 1st Race

01/09/2018 16:05

Race (8 Laps) started at 16:26:58

Pos	No.	Name	Make/Model	CC	Class	Laps	Total Tm	Diff	Best Tm	In Lap	Avg. Speed
1	69	Rory SKINNER	Kawasaki	ZX6R	S6	8	7:25.536		54.956	4	81.899
2	64	Sam MUNRO	Kawasaki	ZX6R 600	S6	8	7:30.075	4.539	55.360	3	81.073
3	2	Lewis PATERSON	Yamaha	R6 600	S6	8	7:44.237	18.701	56.844	8	78.599
4	12	William MONIE	Suzuki	GSXR600	S6	8	7:44.312	18.776	57.421	3	78.587
5	1	Bruce BIRNIE	Kawasaki	ZX6	S6	8	7:44.649	19.113	57.220	4	78.530
6	11	Patrick FORMAN	Kawasaki	ZX6R 600	S6	8	7:53.903	28.367	57.815	6	76.996
7	17	Phil STEWART	Yamaha	R6 600	S6	8	7:59.457	33.921	58.901	5	76.104
8	26	Alan McGREGOR	Kawasaki	ZX6	S6	8	7:59.904	34.368	58.753	5	76.033
9	5	Simon SMAIL	Triumph	Daytona 675R	S6	8	8:00.067	34.531	58.229	6	76.008
10	61	Siobhan FLYNN	Yamaha	R6 600	S6	8	8:02.626	37.090	59.041	7	75.605
11	48	Mark FARRELL	Yamaha	R6 600	S6	8	8:14.778	49.242	59.356	8	73.748
12	87	Steven ALLISON	Kawasaki	ZX6R 600	S6	8	8:15.584	50.048	59.628	8	73.628
13	38	Graeme BARR	Triumph	675R	S6	8	8:15.940	50.404	59.901	8	73.575
14	28	Paul BOWERBANK	Yamaha	R6 600	S6	8	8:20.768	55.232	1:01.043	2	72.866
15	45	Adam SIMPSON	Yamaha	R6	S6	8	8:21.965	56.429	1:00.650	8	72.692
16	58	Barry STEWART	Kawasaki	ZX6R 600	S6	8	8:25.321	59.785	1:01.517	5	72.209
17	82	Scott SMITH	Suzuki	GSXR600	S6	7	7:25.714	1 Lap	1:01.843	6	71.633
18	92	Christopher SCOTT	Yamaha	R6 600	S6	7	7:27.760	1 Lap	1:01.861	6	71.305
19	50	Calum JACKSON	Triumph	Daytona 675	S6	7	7:28.097	1 Lap	1:01.489	4	71.252
20	27	Andrew DONALD	Kawasaki	ZX6R 600	S6	7	7:28.473	1 Lap	1:02.506	6	71.192
21	7	Peter DUNCAN	Triumph	Daytona 675R	S6	7	7:28.625	1 Lap	1:01.968	6	71.168
22	84	Louis ARTHUR	Yamaha	R6 600	S6	7	7:29.825	1 Lap	1:02.318	6	70.978
23	52	John HODGE	Kawasaki	ZX6R	S6	7	7:43.906	1 Lap	1:04.265	5	68.824
24	23	Graeme MacLEOD	Suzuki	GSXR600	S6	7	7:53.955	1 Lap	1:05.420	7	67.364

## Not classified

DNS	8	Jon DICKIE	Yamaha	R6 600	S6			DNS		0	-
DNS	271	Josh HODGE	Yamaha	R6	S6			DNS		0	-
DNS	55	James McLAREN	Suzuki	GSXR600	S6			DNS		0	-
DNS	179	Jimmy ROTHERY	Triumph	675	S6			DNS		0	-
DNS	91	Lewis SHAND	Yamaha	R6 600	S6			DNS		0	-

Margin of Victory	Avg. Speed	Best Lap Tm	Best Speed	Best Lap by
4.539	81.899	54.956	82.995	69 - Rory SKINNER

Clerk of the Course.

Orbits

Sig : Time :

Chief Timekeeper : Ian Sharp (SMART Timing)

 Results available at [www.speedhive.com](http://www.speedhive.com) and [www.smart-timing.co.uk](http://www.smart-timing.co.uk)

Printed: 01/09/2018 16:40:26



## KMSC National Motorcycle Racing

**KMSC Formula 600**
**Knockhill 1.267 miles**
**Race 8 - 1st Race**
**01/09/2018 16:05**
**Race (8 Laps) started at 16:26:58**

Lap	Time of Day	Lap Tm	S1	S2	S3	S3Spd	SFSpd	Lap	Time of Day	Lap Tm	S1	S2	S3	S3Spd	SFSpd
<b>(69) Rory SKINNER</b>															
1	16:27:56.775			22.022	15.757	124.273	120.265	3	16:30:02.386	<b>59.175</b>	<b>19.518</b>	22.739	16.918	118.356	112.786
2	16:28:51.839	<b>55.064</b>	18.568	21.144	<b>15.352</b>	125.670	120.480	4	16:31:01.521	<b>59.135</b>	19.790	22.648	16.697	117.526	<b>113.549</b>
3	16:29:46.861	<b>55.022</b>	18.328	21.261	15.433	124.968	120.697	5	16:32:00.274	<b>58.753</b>	19.571	22.597	16.585	117.526	<b>113.549</b>
4	16:30:41.817	<b>54.956</b>	18.413	21.161	15.382	125.670	120.697	6	16:32:59.028	<b>58.754</b>	19.659	<b>22.437</b>	16.658	118.356	113.357
5	16:31:36.849	<b>55.032</b>	<b>18.319</b>	21.205	15.508	125.201	120.697	7	16:33:59.024	<b>59.996</b>	20.084	22.972	16.940	118.147	112.786
6	16:32:32.174	<b>55.325</b>	18.701	21.133	15.491	126.142	120.697	8	16:34:58.250	<b>59.226</b>	19.751	22.987	<b>16.488</b>	118.147	112.786
7	16:33:27.200	<b>55.026</b>	18.534	<b>21.060</b>	15.432	<b>126.380</b>	<b>121.133</b>	<b>(5) Simon SMAIL</b>							
8	16:34:23.882	<b>56.682</b>	18.584	22.540	15.558	122.683	120.480	1	16:28:03.282			23.851	16.935	118.775	118.565
<b>(64) Sam MUNRO</b>															
1	16:27:56.961			22.071	15.780	120.480	117.733	2	16:29:04.051	<b>1:00.769</b>	20.553	23.120	17.096	117.526	118.985
2	16:28:52.569	<b>55.608</b>	18.473	21.350	15.785	122.459	<b>118.147</b>	3	16:30:03.226	<b>59.175</b>	19.726	22.782	16.667	119.409	119.196
3	16:29:47.929	<b>55.360</b>	18.330	<b>21.176</b>	15.854	122.236	116.912	4	16:31:02.406	<b>59.180</b>	19.972	22.873	16.335	117.940	119.196
4	16:30:43.460	<b>55.531</b>	<b>18.286</b>	21.322	15.923	<b>122.908</b>	116.912	5	16:32:01.700	<b>59.294</b>	19.809	22.888	16.597	119.621	119.409
5	16:31:39.298	<b>55.838</b>	18.348	21.551	15.939	121.133	114.714	6	16:32:59.929	<b>58.229</b>	19.679	<b>22.435</b>	<b>16.115</b>	<b>120.915</b>	120.049
6	16:32:35.201	<b>55.903</b>	18.437	21.702	15.764	121.572	116.709	7	16:33:59.374	<b>59.445</b>	<b>19.633</b>	22.794	17.018	120.697	118.356
7	16:33:32.415	<b>57.214</b>	19.278	21.920	16.016	121.572	116.912	8	16:34:58.413	<b>59.039</b>	19.876	22.702	16.461	120.265	<b>120.697</b>
8	16:34:28.421	<b>56.006</b>	18.675	21.692	<b>15.639</b>	122.683	118.147	<b>(61) Siobhan FLYNN</b>							
<b>(2) Lewis PATERSON</b>															
1	16:27:59.246			22.476	16.545	121.352	118.775	1	16:28:03.954			23.973	17.111	114.323	118.356
2	16:28:57.578	<b>58.332</b>	19.398	22.166	16.768	122.014	<b>119.835</b>	2	16:29:04.191	<b>1:00.237</b>	20.147	23.168	16.922	114.910	116.103
3	16:29:55.716	<b>58.138</b>	19.196	22.354	16.588	122.459	118.775	3	16:30:03.888	<b>59.697</b>	19.900	<b>22.917</b>	16.880	118.356	118.147
4	16:30:53.397	<b>57.681</b>	19.215	22.182	16.284	123.133	118.985	4	16:31:03.615	<b>59.727</b>	20.000	23.062	16.665	117.526	118.565
5	16:31:50.916	<b>57.519</b>	19.140	22.150	16.229	122.908	119.409	5	16:32:02.952	<b>59.337</b>	19.669	23.069	16.599	118.775	<b>119.196</b>
6	16:32:48.143	<b>57.227</b>	19.096	<b>21.890</b>	16.241	124.273	119.196	6	16:33:02.542	<b>59.590</b>	20.141	23.003	<b>16.446</b>	119.621	118.775
7	16:33:45.739	<b>57.596</b>	19.251	21.955	16.390	<b>125.670</b>	119.835	7	16:34:01.583	<b>59.041</b>	<b>19.583</b>	22.943	16.515	<b>120.049</b>	117.940
8	16:34:42.583	<b>56.844</b>	<b>19.014</b>	21.958	<b>15.872</b>	125.201	118.775	8	16:35:00.972	<b>59.389</b>	19.785	23.026	16.578	119.409	117.733
<b>(12) William MONIE</b>															
1	16:27:59.472			22.227	16.726	124.504	121.352	<b>(48) Mark FARRELL</b>							
2	16:28:57.341	<b>57.869</b>	19.482	<b>21.923</b>	16.464	124.968	120.697	1	16:28:07.840			25.054	18.044	115.107	115.305
3	16:29:54.762	<b>57.421</b>	19.137	21.975	16.309	124.273	121.133	2	16:29:10.538	<b>1:02.698</b>	21.200	24.024	17.474	118.775	115.903
4	16:30:52.251	<b>57.489</b>	<b>19.124</b>	22.026	16.339	121.133	121.352	3	16:30:12.529	<b>1:01.991</b>	20.596	24.072	17.323	118.985	115.504
5	16:31:49.781	<b>57.530</b>	19.209	22.060	16.261	123.133	120.915	4	16:31:12.704	<b>1:00.175</b>	20.001	23.154	17.020	117.733	115.903
6	16:32:47.499	<b>57.718</b>	19.316	22.058	16.344	124.273	121.352	5	16:32:13.009	<b>1:00.305</b>	19.985	23.096	17.224	<b>120.697</b>	<b>116.506</b>
7	16:33:45.100	<b>57.601</b>	19.294	21.982	16.325	<b>125.201</b>	121.133	6	16:33:12.727	<b>59.718</b>	19.829	22.917	16.972	119.196	114.518
8	16:34:42.658	<b>57.558</b>	19.426	21.974	<b>16.158</b>	125.201	<b>121.572</b>	7	16:34:13.768	<b>1:01.041</b>	20.036	23.996	17.009	117.940	114.714
<b>(1) Bruce BIRNIE</b>															
1	16:27:59.858			22.597	16.295	123.587	118.985	8	16:35:13.124	<b>59.356</b>	<b>19.708</b>	<b>22.820</b>	<b>16.828</b>	118.775	115.107
2	16:28:57.662	<b>57.804</b>	19.435	22.057	16.312	123.815	<b>120.480</b>	<b>(87) Steven ALLISON</b>							
3	16:29:55.478	<b>57.816</b>	19.405	22.210	16.201	124.968	118.147	1	16:28:06.385			24.797	18.183	113.357	112.033
4	16:30:52.698	<b>57.220</b>	<b>18.956</b>	22.163	16.101	123.815	119.196	2	16:29:08.456	<b>1:02.071</b>	20.655	24.040	17.376	115.305	112.033
5	16:31:49.952	<b>57.254</b>	19.097	22.078	<b>16.079</b>	124.044	119.621	3	16:30:10.151	<b>1:01.695</b>	20.477	23.685	17.533	116.506	112.033
6	16:32:47.511	<b>57.559</b>	19.417	21.998	16.144	125.201	117.526	4	16:31:11.382	<b>1:01.231</b>	20.402	23.601	17.228	116.304	112.220
7	16:33:45.451	<b>57.940</b>	19.619	21.970	16.351	125.435	119.196	5	16:32:12.449	<b>1:01.067</b>	20.350	23.602	17.115	115.107	112.033
8	16:34:42.995	<b>57.544</b>	19.620	<b>21.799</b>	16.125	<b>127.339</b>	120.265	6	16:33:13.041	<b>1:00.592</b>	19.972	23.266	17.354	115.703	<b>112.976</b>
<b>(11) Patrick FORMAN</b>															
1	16:28:02.238			23.333	17.024	117.733	112.597	7	16:34:14.302	<b>1:01.261</b>	20.054	23.946	17.261	116.103	112.220
2	16:29:02.391	<b>1:00.153</b>	20.259	23.182	16.712	116.709	113.357	8	16:35:13.930	<b>59.628</b>	<b>19.777</b>	<b>22.989</b>	<b>16.862</b>	<b>116.709</b>	112.033
3	16:30:00.932	<b>58.541</b>	<b>19.513</b>	22.455	16.573	117.116	113.166	<b>(38) Graeme BARR</b>							
4	16:30:59.537	<b>58.605</b>	19.761	22.359	16.485	116.304	112.408	1	16:28:05.659			24.708	17.369	112.408	115.703
5	16:31:58.058	<b>58.521</b>	19.709	22.375	16.437	117.321	<b>114.129</b>	2	16:29:07.434	<b>1:01.775</b>	20.704	23.946	17.125	115.703	114.910
6	16:32:55.873	<b>57.815</b>	19.582	<b>21.891</b>	16.342	117.733	112.786	3	16:30:09.487	<b>1:02.053</b>	20.673	24.011	17.369	115.107	115.703
7	16:33:53.931	<b>58.058</b>	19.589	22.259	<b>16.210</b>	<b>118.356</b>	113.166	4	16:31:10.936	<b>1:01.449</b>	20.674	23.586	17.189	115.107	115.703
8	16:34:52.249	<b>58.318</b>	19.611	22.116	16.591	117.526	112.976	5	16:32:12.769	<b>1:01.833</b>	21.040	23.641	17.152	115.703	115.703
<b>(17) Phil STEWART</b>															
1	16:28:01.607			23.494	16.782	119.621	116.304	6	16:33:13.299	<b>1:00.530</b>	20.418	23.334	16.778	116.506	<b>117.526</b>
2	16:29:02.402	<b>1:00.795</b>	20.592	23.517	16.686	118.147	116.912	7	16:34:14.385	<b>1:01.086</b>	20.120	23.820	17.146	<b>117.526</b>	116.709
3	16:30:01.476	<b>59.074</b>	19.813	22.712	16.549	<b>120.265</b>	116.912	8	16:35:14.286	<b>59.901</b>	<b>20.108</b>	<b>23.036</b>	<b>16.757</b>	116.912	117.321
4	16:31:00.398	<b>58.922</b>	19.893	<b>22.472</b>	16.557	120.265	116.709	<b>(28) Paul BOWERBANK</b>							
5	16:31:59.299	<b>58.901</b>	<b>19.757</b>	22.606	16.538	118.565	116.506	1	16:28:04.755			24.163	<b>17.396</b>	118.565	<b>115.305</b>
6	16:32:58.447	<b>59.148</b>	19.876	22.731	16.541	117.733	<b>117.321</b>	2	16:29:05.798	<b>1:01.043</b>	20.399	<b>23.203</b>	17.441	<b>119.196</b>	114.910
7	16:33:58.301	<b>59.854</b>	20.254	23.095	16.505	118.565	116.912	3	16:30:07.208	<b>1:01.410</b>	<b>20.267</b>	23.432	17.711	118.775	114.714
8	16:34:57.803	<b>59.502</b>	20.145	22.950	<b>16.407</b>	118.985	116.709	4	16:31:08.524	<b>1:01.316</b>	20.406	23.470	17.440	118.565	114.714
<b>(26) Alan McGREGOR</b>															
1	16:28:02.813			23.378	17.167	<b>118.565</b>	112.976	5	16:32:10.378	<b>1:01.854</b>	20.691	23.654	17.509	117.733	113.549
2	16:29:03.211	<b>1:00.398</b>	20.067	23.275	17.056	117.733	112.976	6	16:33:12.169	<b>1:01.791</b>	20.804	23.514	17.473	119.196	114.714
<b>(45) Adam SIMPSON</b>															
1	16:28:09.224							7	16:34:16.492	<b>1:04.323</b>	20.441	24.137	19.745	117.321	109.118
2	16:29:11.717	<b>1:02.493</b>	21.076	23.916	17.501	116.709	<b>116.103</b>	8	16:35:19.114	<b>1:02.622</b>	20.951	23.803	17.868	118.565	113.357
3	16:30:14.115	<b>1:02.398</b>	21.061	23.913	17.424	117.940	114.910	<b>(5) Adam SIMPSON</b>							
4	16:31:15.641	<b>1:01.526</b>	20.322	23.934	17.270	113.549	114.91								

## KMSC National Motorcycle Racing

**KMSC Formula 600**
**Knockhill 1.267 miles**
**Race 8 - 1st Race**
**01/09/2018 16:05**
**Race (8 Laps) started at 16:26:58**

Lap	Time of Day	Lap Tm	S1	S2	S3	S3Spd	SFSpd
7	16:34:19.661	<b>1:01.453</b>	20.336	23.763	17.354	114.910	114.323
8	16:35:20.311	<b>1:00.650</b>	<b>20.074</b>	<b>23.114</b>	17.462	<b>119.409</b>	114.129

**(58) Barry STEWART**

1	16:28:07.309			25.062	17.778	113.742	116.304
2	16:29:10.889	<b>1:03.580</b>	21.489	24.616	17.475	113.935	<b>117.116</b>
3	16:30:13.017	<b>1:02.128</b>	20.648	24.051	17.429	<b>118.565</b>	117.116
4	16:31:15.183	<b>1:02.166</b>	20.662	24.412	17.092	114.518	116.506
5	16:32:16.700	<b>1:01.517</b>	<b>20.415</b>	<b>23.803</b>	17.299	115.504	115.903
6	16:33:18.430	<b>1:01.730</b>	20.515	24.181	<b>17.034</b>	117.116	115.903
7	16:34:20.818	<b>1:02.388</b>	20.678	24.338	17.372	114.518	115.504
8	16:35:23.667	<b>1:02.849</b>	20.852	24.346	17.651	114.910	112.033

**(82) Scott SMITH**

1	16:28:10.285			26.027	18.505	106.859	109.474
2	16:29:12.683	<b>1:02.398</b>	20.778	24.140	17.480	113.549	111.474
3	16:30:15.296	<b>1:02.613</b>	20.737	24.154	17.722	114.910	110.193
4	16:31:17.284	<b>1:01.988</b>	20.562	23.891	17.535	113.549	110.922
5	16:32:19.507	<b>1:02.223</b>	<b>20.531</b>	23.950	17.742	<b>115.305</b>	<b>111.846</b>
6	16:33:21.350	<b>1:01.843</b>	20.606	<b>23.878</b>	<b>17.359</b>	114.323	110.922
7	16:34:24.060	<b>1:02.710</b>	20.808	24.241	17.661	112.408	111.105

**(92) Christopher SCOTT**

1	16:28:10.390			26.143	18.158	109.653	113.742
2	16:29:13.137	<b>1:02.747</b>	21.316	24.043	17.388	118.147	<b>114.714</b>
3	16:30:16.242	<b>1:03.105</b>	21.069	24.173	17.863	117.733	112.597
4	16:31:19.088	<b>1:02.846</b>	20.967	24.327	17.552	118.356	113.742
5	16:32:21.497	<b>1:02.409</b>	20.902	23.980	17.527	117.321	114.129
6	16:33:23.358	<b>1:01.861</b>	<b>20.852</b>	<b>23.758</b>	<b>17.251</b>	<b>118.985</b>	114.323
7	16:34:26.106	<b>1:02.748</b>	21.135	24.358	17.255	118.985	113.742

**(50) Calum JACKSON**

1	16:28:11.354			26.172	18.252	106.520	112.976
2	16:29:16.544	<b>1:05.190</b>	21.946	25.594	17.650	107.890	116.912
3	16:30:18.904	<b>1:02.360</b>	20.966	23.878	17.516	104.204	116.304
4	16:31:20.393	<b>1:01.489</b>	<b>20.537</b>	<b>23.638</b>	17.314	108.764	117.733
5	16:32:22.125	<b>1:01.732</b>	20.689	23.920	<b>17.123</b>	110.012	<b>118.356</b>
6	16:33:23.846	<b>1:01.721</b>	20.629	23.722	17.370	<b>111.474</b>	118.356
7	16:34:26.443	<b>1:02.597</b>	21.204	24.203	17.190	109.832	117.940

**(27) Andrew DONALD**

1	16:28:07.152			24.732	18.233	112.976	113.935
2	16:29:10.160	<b>1:03.008</b>	21.454	24.020	<b>17.534</b>	114.323	115.703
3	16:30:12.873	<b>1:02.713</b>	<b>20.926</b>	24.015	17.772	116.103	<b>116.709</b>
4	16:31:16.002	<b>1:03.129</b>	20.970	24.399	17.760	110.556	115.107
5	16:32:19.724	<b>1:03.722</b>	21.250	24.327	18.145	112.597	114.518
6	16:33:22.230	<b>1:02.506</b>	21.183	<b>23.644</b>	17.679	<b>116.506</b>	114.518
7	16:34:26.819	<b>1:04.589</b>	21.368	25.061	18.160	106.859	116.709

**(7) Peter DUNCAN**

1	16:28:08.645			25.271	17.958	112.220	113.935
2	16:29:11.465	<b>1:02.820</b>	20.765	24.342	<b>17.713</b>	113.166	114.518
3	16:30:15.435	<b>1:03.970</b>	20.998	24.543	18.429	114.323	113.549
4	16:31:18.342	<b>1:02.907</b>	21.173	24.020	17.714	<b>116.506</b>	114.323
5	16:32:20.977	<b>1:02.635</b>	20.791	23.827	18.017	115.107	<b>114.910</b>
6	16:33:22.945	<b>1:01.968</b>	<b>20.603</b>	<b>23.627</b>	17.738	115.504	114.714
7	16:34:26.971	<b>1:04.026</b>	21.111	24.473	18.442	113.742	111.846

**(84) Louis ARTHUR**

1	16:28:11.193			26.218	18.655	107.890	108.941
2	16:29:14.396	<b>1:03.203</b>	21.203	24.334	17.666	112.976	109.653
3	16:30:17.048	<b>1:02.652</b>	20.959	24.039	17.654	113.166	110.012
4	16:31:19.916	<b>1:02.868</b>	21.043	24.168	17.657	113.166	110.193
5	16:32:22.900	<b>1:02.984</b>	<b>20.818</b>	24.553	17.613	113.357	<b>112.786</b>
6	16:33:25.218	<b>1:02.318</b>	20.953	<b>23.928</b>	17.437	<b>114.518</b>	110.193
7	16:34:28.171	<b>1:02.953</b>	21.316	24.376	<b>17.261</b>	111.660	112.597

**(52) John HODGE**

1	16:28:11.120			26.090	19.908	104.856	104.692
2	16:29:17.837	<b>1:06.717</b>	23.564	24.884	18.269	107.372	109.474
3	16:30:22.463	<b>1:04.626</b>	22.025	24.500	18.101	113.742	108.941
4	16:31:27.312	<b>1:04.849</b>	21.995	24.438	18.416	111.105	<b>111.474</b>
5	16:32:31.577	<b>1:04.265</b>	<b>21.659</b>	<b>24.219</b>	18.387	111.290	110.556
6	16:33:37.811	<b>1:06.234</b>	23.124	24.549	18.561	108.238	109.296

**Clerk of the Course.**
**Sig : Time :**
**Chief Timekeeper : Ian Sharp (SMART Timing)**
**Results available at [www.speedhive.com](http://www.speedhive.com) and [www.smart-timing.co.uk](http://www.smart-timing.co.uk)**
**Printed: 01/09/2018 16:40:47**
**Orbits**


## KMSC National Motorcycle Racing

## Lapchart

**KMSC Formula 600**

**Knockhill 1.267 miles**

**Race 8 - 1st Race**

**01/09/2018 16:05**

**Race (8 Laps) started at 16:26:58**

Competitors	Laps							
	1	2	3	4	5	6	7	8
Rory SKINNER (69)	1	69	69	69	69	69	69	69
Sam MUNRO (64)	2	64	64	64	64	64	64	64
Lewis PATERSON (2)	3	2	12	12	12	12	12	2
William MONIE (12)	4	12	2	1	1	1	1	12
Bruce BIRNIE (1)	5	1	1	2	2	2	2	1
Phil STEWART (17)	6	17	11	11	11	11	11	11
Patrick FORMAN (11)	7	11	17	17	17	17	17	17
Alan McGREGOR (26)	8	26	26	26	26	26	26	26
Simon SMAIL (5)	9	5	5	5	5	5	5	5
Siobhan FLYNN (61)	10	61	61	61	61	61	61	61
Paul BOWERBANK (28)	11	28	28	28	28	28	48	48
Graeme BARR (38)	12	38	38	38	38	87	48	87
Steven ALLISON (87)	13	87	87	87	87	38	87	38
Andrew DONALD (27)	14	27	27	48	48	48	38	28
Barry STEWART (58)	15	58	48	27	58	58	45	45
Mark FARRELL (48)	16	48	58	58	45	45	58	58
Peter DUNCAN (7)	17	7	7	45	27	82	82	82
Adam SIMPSON (45)	18	45	45	82	82	27	27	92
Scott SMITH (82)	19	82	82	7	7	7	7	50
Christopher SCOTT (92)	20	92	92	92	92	92	27	
John HODGE (52)	21	52	84	84	84	50	50	7
Louis ARTHUR (84)	22	84	50	50	50	84	84	84
Calum JACKSON (50)	23	50	52	52	52	52	52	52
Graeme MacLEOD (23)	24	23	23	23	23	23	23	23
-	25							
-	26							
-	27							
-	28							
-	29							

Clerk of the Course.

Sig : Time :  
Chief Timekeeper : Ian Sharp (SMART Timing)

Results available at [www.speedhive.com](http://www.speedhive.com) and [www.smart-timing.co.uk](http://www.smart-timing.co.uk)

Printed: 01/09/2018 16:41:15

Orbits



**KMSC National Motorcycle Racing**

KMSC Formula 600

Knockhill 1.267 miles

Race 15 - 2nd Race

02/09/2018 10:15

Race (10 Laps)

POLE POSITION

<b>1</b>	<b>1</b> 69 Rory SKINNER	<b>2</b> 64 Sam MUNRO	<b>3</b> 2 Lewis PATERSON
<b>2</b>	<b>4</b> 12 William MONIE	<b>5</b> 1 Bruce BIRNIE	<b>6</b> 11 Patrick FORMAN
<b>3</b>	<b>7</b> 17 Phil STEWART	<b>8</b> 26 Alan McGREGOR	<b>9</b> 5 Simon SMAIL
<b>4</b>	<b>10</b> 61 Siobhan FLYNN	<b>11</b> 48 Mark FARRELL	<b>12</b> 87 Steven ALLISON
<b>5</b>	<b>13</b> 38 Graeme BARR	<b>14</b> 28 Paul BOWERBANK	<b>15</b> 45 Adam SIMPSON
<b>6</b>	<b>16</b> 58 Barry STEWART	<b>17</b> 82 Scott SMITH	<b>18</b> 92 Christopher SCOTT
<b>7</b>	<b>19</b> 50 Calum JACKSON	<b>20</b> 27 Andrew DONALD	<b>21</b> 7 Peter DUNCAN
<b>8</b>	<b>22</b> 84 Louis ARTHUR	<b>23</b> 52 John HODGE	<b>24</b> 23 Graeme MacLEOD
<b>9</b>	<b>25</b> 8 Jon DICKIE	<b>26</b> 271 Josh HODGE	<b>27</b> 55 James McLAREN
<b>10</b>	<b>28</b> 179 Jimmy ROTHERY	<b>29</b> 91 Lewis SHAND	

Clerk of the Course.

Sig : Time :

Chief Timekeeper : Ian Sharp (SMART Timing)

Results available at [www.speedhive.com](http://www.speedhive.com) and [www.smart-timing.co.uk](http://www.smart-timing.co.uk)

Orbits



# Race Results

## KMSC National Motorcycle Racing

Sorted on Laps

KMSC CB500's

Knockhill 1.267 miles

Race 9 - 1st Race

01/09/2018 16:25

Race (8 Laps) started at 16:40:31

Pos	No.	Name	Make/Model	CC	Class	Laps	Total Tm	Diff	Best Tm	In Lap	Avg. Speed
1	144	Keith SHEPHERD	Honda	CB500	CB	8	8:55.618		1:05.847	6	68.125
2	87	Jodie CHALK	Honda	CB500	CB	8	8:57.215	1.597	1:06.186	6	67.922
3	31	Mark NIMMO	Honda	CB500	CB	8	9:00.467	4.849	1:05.590	7	67.513
4	23	Ross McCLEARY	Honda	CB500	CB	8	9:04.223	8.605	1:06.462	6	67.047
5	13	Andrew BARTON	Honda	CB500	CB	8	9:11.762	16.144	1:06.593	8	66.131
6	26	Raymond REID	Honda	CB500	CB	8	9:15.367	19.749	1:08.175	6	65.702
7	7	Colvin DENHOLM	Honda	CB500	CB	8	9:19.652	24.034	1:07.925	8	65.199
8	101	Colin MOONEY	Honda	CB500	CB	8	9:21.906	26.288	1:08.916	8	64.937
9	222	Colin READ	Honda	CB500	CB	8	9:22.476	26.858	1:08.952	8	64.872
10	47	Steve KAIN	Honda	CB500	CB	8	9:24.013	28.395	1:07.593	8	64.695
11	126	Martin BULMAN	Honda	CB500	CB	8	9:24.080	28.462	1:08.689	8	64.687
12	57	Chris MANAGHAN	Honda	CB500	CB	8	9:27.744	32.126	1:09.142	4	64.270
13	48	Allan BROOKBANKS	Honda	CB500	CB	8	9:30.983	35.365	1:08.548	6	63.905
14	114	Martin CURRAH	Honda	CB500	CB	8	9:41.930	46.312	1:08.817	8	62.703
15	58	Ross ALLAN	Honda	CB500	CB	8	9:45.416	49.798	1:10.341	5	62.330
16	73	Fraser CAMERON	Honda	CB500	CB	8	9:52.092	56.474	1:11.577	4	61.627
17	96	Andrew KIRKWOOD	Honda	CB500	CB	8	9:59.214	1:03.596	1:12.155	8	60.894
18	55	Allan McCLEARY	Honda	CB500	CB	7	8:59.919	1 Lap	1:14.731	5	59.134
19	8	Cameron STEWART	Honda	CB500	CB	7	9:05.534	1 Lap	1:13.859	6	58.525

## Not classified

DNF	35	Daryn PETERS	Honda	CB500	CB	1	1:17.049	DNF		0	59.197
DNS	88	Kevin LIDDLE	Honda	CB500	CB			DNS		0	-
DNS	16	Gerry KEIRNAN	Honda	CB500	CB			DNS		0	-

Margin of Victory	Avg. Speed	Best Lap Tm	Best Speed	Best Lap by
1.597	68.125	1:05.590	69.539	31 - Mark NIMMO

Clerk of the Course.

Orbits

Sig : Time :

Chief Timekeeper : Ian Sharp (SMART Timing)

 Results available at [www.speedhive.com](http://www.speedhive.com) and [www.smart-timing.co.uk](http://www.smart-timing.co.uk)

Printed: 01/09/2018 16:53:39





## KMSC National Motorcycle Racing

### KMSC CB500's

### Knockhill 1.267 miles

### Race 9 - 1st Race

### 01/09/2018 16:25

### Race (8 Laps) started at 16:40:31

Lap	Time of Day	Lap Tm	S1	S2	S3	S3Spd	SFSpd
<b>(144) Keith SHEPHERD</b>							
1	16:41:41.022			26.052	19.184	93.205	90.686
2	16:42:48.116	<b>1:07.094</b>	22.023	25.913	19.158	93.595	<b>90.809</b>
3	16:43:54.295	<b>1:06.179</b>	21.807	25.509	18.863	93.076	89.957
4	16:45:00.657	<b>1:06.362</b>	21.874	25.579	18.909	93.595	90.564
5	16:46:07.389	<b>1:06.732</b>	22.140	25.602	18.990	92.562	90.442
6	16:47:13.236	<b>1:05.847</b>	<b>21.551</b>	25.362	18.934	93.335	90.320
7	16:48:19.216	<b>1:05.980</b>	21.834	<b>25.318</b>	18.828	<b>94.518</b>	90.077
8	16:49:26.846	<b>1:07.630</b>	22.109	26.781	<b>18.740</b>	93.465	90.198
<b>(87) Jodie CHALK</b>							
1	16:41:40.448			25.831	19.384	94.252	91.055
2	16:42:47.808	<b>1:07.360</b>	22.176	25.831	19.353	94.518	81.639
3	16:43:55.229	<b>1:07.421</b>	22.835	25.569	19.017	95.323	90.932
4	16:45:02.285	<b>1:07.056</b>	22.088	25.830	19.138	95.188	91.179
5	16:46:09.110	<b>1:06.825</b>	22.185	25.606	19.034	95.459	91.427
6	16:47:15.296	<b>1:06.186</b>	<b>21.856</b>	25.426	18.904	95.053	91.303
7	16:48:21.632	<b>1:06.336</b>	21.904	<b>25.326</b>	19.106	<b>95.731</b>	<b>91.552</b>
8	16:49:28.443	<b>1:06.811</b>	21.969	25.953	<b>18.889</b>	95.595	90.564
<b>(31) Mark NIMMO</b>							
1	16:41:45.989			27.236	20.070	90.198	87.153
2	16:42:54.433	<b>1:08.444</b>	22.464	26.333	19.647	90.686	<b>88.183</b>
3	16:44:01.413	<b>1:06.980</b>	22.215	25.209	19.556	91.677	88.183
4	16:45:07.345	<b>1:05.932</b>	<b>21.704</b>	24.821	19.407	<b>93.076</b>	87.494
5	16:46:13.846	<b>1:06.501</b>	22.130	25.148	19.223	91.055	88.068
6	16:47:19.855	<b>1:06.009</b>	21.761	24.803	19.445	91.303	87.837
7	16:48:25.445	<b>1:05.590</b>	21.758	<b>24.646</b>	<b>19.186</b>	92.308	88.068
8	16:49:31.695	<b>1:06.250</b>	21.712	25.321	19.217	91.677	87.952
<b>(23) Ross McCLEARY</b>							
1	16:41:44.036			26.870	19.750	90.077	86.479
2	16:42:52.241	<b>1:08.205</b>	22.540	26.091	19.574	90.198	87.040
3	16:43:59.773	<b>1:07.532</b>	22.071	25.856	19.605	89.957	86.035
4	16:45:07.049	<b>1:07.276</b>	22.248	25.555	19.473	90.442	87.153
5	16:46:14.437	<b>1:07.388</b>	22.059	25.887	19.442	90.564	<b>87.494</b>
6	16:47:20.899	<b>1:06.462</b>	<b>21.864</b>	<b>25.221</b>	19.377	<b>91.303</b>	86.814
7	16:48:27.940	<b>1:07.041</b>	22.130	25.616	<b>19.295</b>	90.932	86.702
8	16:49:35.451	<b>1:07.511</b>	22.063	25.818	19.630	91.179	85.162
<b>(13) Andrew BARTON</b>							
1	16:41:48.675			28.453	20.512	89.716	88.068
2	16:42:57.967	<b>1:09.292</b>	22.953	26.634	19.705	89.836	88.416
3	16:44:06.561	<b>1:08.594</b>	22.707	26.294	19.593	92.054	87.952
4	16:45:15.006	<b>1:08.445</b>	22.756	26.373	19.316	92.435	87.608
5	16:46:22.407	<b>1:07.401</b>	22.280	25.896	19.225	91.303	<b>88.649</b>
6	16:47:29.756	<b>1:07.349</b>	<b>22.179</b>	25.894	19.276	<b>93.205</b>	87.722
7	16:48:36.397	<b>1:06.641</b>	22.249	25.504	<b>18.888</b>	91.677	88.183
8	16:49:42.990	<b>1:06.593</b>	22.282	<b>25.302</b>	19.009	91.303	87.837
<b>(26) Raymond REID</b>							
1	16:41:46.503				20.114	94.518	89.002
2	16:42:55.350	<b>1:08.847</b>			19.661	<b>94.651</b>	<b>89.239</b>
3	16:44:04.248	<b>1:08.898</b>			19.482	91.303	88.884
4	16:45:12.759	<b>1:08.511</b>			19.629	92.181	88.767
5	16:46:21.711	<b>1:08.952</b>			19.409	92.054	88.767
6	16:47:29.886	<b>1:08.175</b>			19.554	91.677	87.837
7	16:48:38.296	<b>1:08.410</b>			<b>19.258</b>	92.818	87.952
8	16:49:46.595	<b>1:08.299</b>			19.749	93.335	87.837
<b>(7) Colvin DENHOLM</b>							
1	16:41:46.655			27.493	20.633	90.320	88.299
2	16:42:56.606	<b>1:09.951</b>	23.260	26.492	20.199	91.928	<b>88.767</b>
3	16:44:06.734	<b>1:10.128</b>	23.458	26.520	20.150	91.802	87.722
4	16:45:16.737	<b>1:10.003</b>	23.544	26.534	19.925	90.932	87.722
5	16:46:25.811	<b>1:09.074</b>	22.679	26.414	19.981	<b>93.335</b>	88.068
6	16:47:34.638	<b>1:08.827</b>	23.056	25.931	19.840	90.564	87.380
7	16:48:42.955	<b>1:08.317</b>	<b>22.601</b>	26.113	19.603	91.802	88.183
8	16:49:50.880	<b>1:07.925</b>	22.620	<b>25.832</b>	<b>19.473</b>	92.181	88.299
<b>(101) Colin MOONEY</b>							
1	16:41:45.004			27.545	20.298	89.358	85.815
2	16:42:55.476	<b>1:10.472</b>	23.126	26.983	20.363	89.596	<b>87.266</b>

Lap	Time of Day	Lap Tm	S1	S2	S3	S3Spd	SFSpd
3	16:44:05.341	<b>1:09.865</b>	23.120	26.731	20.014	89.836	86.257
4	16:45:15.823	<b>1:10.482</b>	23.292	26.784	20.406	90.198	86.368
5	16:46:25.399	<b>1:09.576</b>	<b>22.992</b>	26.504	20.080	89.477	85.925
6	16:47:34.581	<b>1:09.182</b>	22.998	26.525	<b>19.659</b>	<b>92.690</b>	86.257
7	16:48:44.218	<b>1:09.637</b>	23.328	26.453	19.856	90.077	87.040
8	16:49:53.134	<b>1:08.916</b>	22.996	<b>26.075</b>	19.845	90.564	86.702
<b>(222) Colin READ</b>							
1	16:41:47.604			28.103	20.270	89.120	85.054
2	16:42:57.227	<b>1:09.623</b>	22.937	26.498	20.188	90.932	85.925
3	16:44:07.219	<b>1:09.992</b>	23.189	26.581	20.222	89.957	<b>86.368</b>
4	16:45:16.226	<b>1:09.007</b>	22.894	26.221	19.892	90.564	85.925
5	16:46:25.772	<b>1:09.546</b>	<b>22.847</b>	26.466	20.233	<b>91.179</b>	85.596
6	16:47:35.551	<b>1:09.779</b>	23.555	26.316	19.908	90.564	86.035
7	16:48:44.752	<b>1:09.201</b>	23.013	26.312	19.876	90.564	85.596
8	16:49:53.704	<b>1:08.952</b>	23.135	<b>26.103</b>	<b>19.714</b>	91.179	85.706
<b>(47) Steve KAIN</b>							
1	16:41:51.724				20.708	84.306	87.722
2	16:43:03.856	<b>1:12.132</b>	24.297	28.014	19.821	91.055	88.767
3	16:44:13.478	<b>1:09.622</b>	23.018	27.309	19.295	91.677	88.767
4	16:45:22.144	<b>1:08.666</b>	22.851	26.525	19.290	91.928	88.299
5	16:46:30.438	<b>1:08.294</b>	22.847	26.379	19.068	93.205	89.957
6	16:47:38.479	<b>1:08.041</b>	<b>22.506</b>	26.268	19.267	93.076	<b>90.198</b>
7	16:48:47.648	<b>1:09.169</b>	22.918	27.042	19.209	91.552	89.477
8	16:49:55.241	<b>1:07.593</b>	22.509	<b>26.102</b>	<b>18.982</b>	<b>93.726</b>	89.716
<b>(126) Martin BULMAN</b>							
1	16:41:48.068			28.327	20.124	90.198	87.608
2	16:42:58.435	<b>1:10.367</b>	23.118	27.042	20.207	90.686	88.068
3	16:44:08.237	<b>1:09.802</b>	23.273	26.805	19.724	<b>91.427</b>	<b>88.299</b>
4	16:45:18.006	<b>1:09.769</b>	23.146	26.757	19.866	90.932	87.608
5	16:46:27.696	<b>1:09.690</b>	23.128	26.549	20.013	90.809	86.927
6	16:47:37.387	<b>1:09.691</b>	23.153	26.577	19.961	90.932	87.380
7	16:48:46.619	<b>1:09.232</b>	22.756	26.480	19.996	91.303	87.380
8	16:49:55.308	<b>1:08.689</b>	<b>22.735</b>	<b>26.303</b>	<b>19.651</b>	90.809	87.153
<b>(57) Chris MANAGHAN</b>							
1	16:41:48.851				20.230	90.077	87.380
2	16:42:58.785	<b>1:09.934</b>			19.680	92.054	<b>88.183</b>
3	16:44:09.196	<b>1:10.411</b>			<b>19.632</b>	90.932	86.927
4	16:45:18.338	<b>1:09.142</b>			19.683	<b>92.690</b>	87.266
5	16:46:27.848	<b>1:09.510</b>			19.766	92.435	87.040
6	16:47:37.825	<b>1:09.977</b>			19.882	91.677	87.153
7	16:48:48.564	<b>1:10.739</b>			20.264	91.427	86.368
8	16:49:58.972	<b>1:10.408</b>			20.123	90.564	86.035
<b>(48) Allan BROOKBANKS</b>							
1	16:41:51.642			29.339	20.815	87.952	86.257
2	16:43:04.552	<b>1:12.910</b>	24.079	28.190	20.641	87.040	87.380
3	16:44:15.195	<b>1:10.643</b>	23.670	27.204	19.769	90.077	<b>87.608</b>
4	16:45:25.331	<b>1:10.136</b>	23.612	26.853	19.671	91.179	87.153
5	16:46:35.358	<b>1:10.027</b>	23.457	26.700	19.870	90.077	87.494
6	16:47:43.906	<b>1:08.548</b>	<b>22.793</b>	<b>26.187</b>	19.568	<b>91.802</b>	87.380
7	16:48:52.871	<b>1:08.965</b>	23.020	26.365	19.580	91.055	87.608
8	16:50:02.211	<b>1:09.340</b>	23.314	26.637	<b>19.389</b>	90.686	87.380
<b>(114) Martin CURRAH</b>							
1	16:41:54.869			30.402	21.325	88.532	86.702
2	16:43:08.424	<b>1:13.555</b>	25.150	27.884	20.521	90.564	89.120
3	16:44:22.340	<b>1:13.916</b>	24.817	28.186	20.913	<b>92.947</b>	88.299
4	16:45:33.264	<b>1:10.924</b>	23.834	26.889	20.201	90.686	88.884
5	16:46:43.350	<b>1:10.086</b>	23.297	26.445	20.344	92.562	89.716
6	16:47:54.946	<b>1:11.596</b>	23.740	27.564	20.292	92.690	90.077
7	16:49:04.341	<b>1:09.395</b>	23.084	26.484	19.827	91.802	89.477
8	16:50:13.158	<b>1:08.817</b>	<b>22.620</b>	<b>26.375</b>	<b>19.822</b>	92.562	<b>90.320</b>
<b>(58) Ross ALLAN</b>							
1	16:41:53.729			30.008	21.009	88.416	85.596
2	16:43:07.910	<b>1:14.181</b>	25.482	27.728	20.971	89.120	85.379
3	16:44:21.363	<b>1:13.453</b>	24.698	28.189	20.566	87.722	85.815
4	16:45:33.804	<b>1:12.441</b>	24.407	27.373	20.661	86.927	

## KMSC National Motorcycle Racing

KMSC CB500's

Knockhill 1.267 miles

Race 9 - 1st Race

01/09/2018 16:25

Race (8 Laps) started at 16:40:31

Lap	Time of Day	Lap Tm	S1	S2	S3	S3Spd	SFSpd	Lap	Time of Day	Lap Tm	S1	S2	S3	S3Spd	SFSpd
7	16:49:05.883	<b>1:11.254</b>	23.933	27.251	20.070	88.183	<b>86.368</b>								
8	16:50:16.644	<b>1:10.761</b>	23.788	26.830	20.143	88.416	85.270								
<b>(73) Fraser CAMERON</b>															
1	16:41:52.606			29.716	20.886	89.836	86.146								
2	16:43:07.478	<b>1:14.872</b>	25.124	28.746	21.002	87.722	84.839								
3	16:44:19.302	<b>1:11.824</b>	24.073	27.226	20.525	90.198	85.054								
4	16:45:30.879	<b>1:11.577</b>	24.035	<b>27.014</b>	20.528	90.077	86.146								
5	16:46:42.672	<b>1:11.793</b>	23.966	27.156	20.671	88.532	85.596								
6	16:47:54.346	<b>1:11.674</b>	<b>23.776</b>	27.445	<b>20.453</b>	90.320	<b>86.368</b>								
7	16:49:07.540	<b>1:13.194</b>	25.370	27.364	20.460	<b>91.179</b>	85.706								
8	16:50:23.320	<b>1:15.780</b>	24.483	28.310	22.987	81.739	70.270								
<b>(96) Andrew KIRKWOOD</b>															
1	16:41:52.165				21.609	89.477	<b>87.040</b>								
2	16:43:07.818	<b>1:15.653</b>	<b>25.225</b>	<b>29.206</b>	21.222	89.957	86.479								
3	16:44:22.184	<b>1:14.366</b>			20.813	<b>90.320</b>	86.257								
4	16:45:37.204	<b>1:15.020</b>			21.207	89.836	85.162								
5	16:46:52.030	<b>1:14.826</b>			21.628	88.767	84.946								
6	16:48:05.527	<b>1:13.497</b>			20.887	88.183	85.379								
7	16:49:18.287	<b>1:12.760</b>			20.471	89.120	86.368								
8	16:50:30.442	<b>1:12.155</b>			<b>20.408</b>	88.649	85.379								
<b>(55) Allan McCLEARY</b>															
1	16:41:57.268			31.064	22.475	83.363	83.054								
2	16:43:15.245	<b>1:17.977</b>	26.233	29.876	21.868	83.675	82.240								
3	16:44:31.171	<b>1:15.926</b>	25.108	29.292	21.526	81.938	83.467								
4	16:45:46.644	<b>1:15.473</b>	25.443	29.204	20.826	85.815	84.306								
5	16:47:01.375	<b>1:14.731</b>	25.020	<b>28.894</b>	<b>20.817</b>	86.702	<b>84.518</b>								
6	16:48:16.264	<b>1:14.889</b>	24.801	29.204	20.884	86.479	84.306								
7	16:49:31.147	<b>1:14.883</b>	<b>24.755</b>	29.047	21.081	<b>87.266</b>	79.230								
<b>(8) Cameron STEWART</b>															
1	16:41:56.703			31.651	22.871	<b>78.857</b>	73.745								
2	16:43:16.944	<b>1:20.241</b>	27.147	30.509	22.585	78.032	74.647								
3	16:44:34.892	<b>1:17.948</b>	25.031	30.044	22.873	73.102	71.696								
4	16:45:52.354	<b>1:17.462</b>	25.428	29.473	22.561	73.826	71.467								
5	16:47:08.021	<b>1:15.667</b>	24.929	28.548	22.190	76.870	71.850								
6	16:48:21.880	<b>1:13.859</b>	24.437	<b>27.810</b>	<b>21.612</b>	76.259	<b>76.607</b>								
7	16:49:36.762	<b>1:14.882</b>	<b>24.053</b>	28.764	22.065	75.064	74.564								
<b>(35) Daryn PETERS</b>															
1	16:41:48.277			<b>27.648</b>	<b>24.114</b>	<b>88.649</b>	<b>33.554</b>								

Clerk of the Course.

Sig : Time :

Chief Timekeeper : Ian Sharp (SMART Timing)

 Results available at [www.speedhive.com](http://www.speedhive.com) and [www.smart-timing.co.uk](http://www.smart-timing.co.uk)

Printed: 01/09/2018 16:54:01

Orbits



## KMSC National Motorcycle Racing

## Lapchart

**KMSC CB500's**
**Knockhill 1.267 miles**
**Race 9 - 1st Race**
**01/09/2018 16:25**
**Race (8 Laps) started at 16:40:31**

Competitors	Laps								
	1	2	3	4	5	6	7	8	
Jodie CHALK (87)	1	87	87	144	144	144	144	144	144
Keith SHEPHERD (144)	2	144	144	87	87	87	87	87	87
Ross McCLEARY (23)	3	23	23	23	23	31	31	31	31
Colin MOONEY (101)	4	101	31	31	31	23	23	23	23
Mark NIMMO (31)	5	31	26	26	26	26	13	13	13
Raymond REID (26)	6	26	101	101	13	13	26	26	26
Colvin DENHOLM (7)	7	7	7	13	101	101	101	7	7
Colin READ (222)	8	222	222	7	222	222	7	101	101
Martin BULMAN (126)	9	126	13	222	7	7	222	222	222
Daryn PETERS (35)	10	35	126	126	126	126	126	126	47
Andrew BARTON (13)	11	13	57	57	57	57	57	47	126
Chris MANAGHAN (57)	12	57	47	47	47	47	47	57	57
Allan BROOKBANKS (48)	13	48	48	48	48	48	48	48	48
Steve KAIN (47)	14	47	73	73	73	73	73	114	114
Andrew KIRKWOOD (96)	15	96	96	58	114	114	58	58	58
Fraser CAMERON (73)	16	73	58	96	58	58	114	73	73
Ross ALLAN (58)	17	58	114	114	96	96	96	96	96
Martin CURRAH (114)	18	114	55	55	55	55	55	55	55
Cameron STEWART (8)	19	8	8	8	8	8	8	8	8
Allan McCLEARY (55)	20	55							
-	21								
-	22								

**Clerk of the Course.**
**Sig :** \_\_\_\_\_ **Time :** \_\_\_\_\_  
**Chief Timekeeper : Ian Sharp (SMART Timing)**
**Results available at [www.speedhive.com](http://www.speedhive.com) and [www.smart-timing.co.uk](http://www.smart-timing.co.uk)**
**Printed: 01/09/2018 16:54:33**
**Orbits**


## KMSC National Motorcycle Racing

KMSC CB500's

Knockhill 1.267 miles

Race 16 - 2nd Race

02/09/2018 10:35

Race (10 Laps)

POLE POSITION

<b>1</b>	<b>1</b> 144 Keith SHEPHERD	<b>2</b> 87 Jodie CHALK	<b>3</b> 31 Mark NIMMO
<b>2</b>	<b>4</b> 23 Ross McCLEARY	<b>5</b> 13 Andrew BARTON	<b>6</b> 26 Raymond REID
<b>3</b>	<b>7</b> 7 Colvin DENHOLM	<b>8</b> 101 Colin MOONEY	<b>9</b> 222 Colin READ
<b>4</b>	<b>10</b> 47 Steve KAIN	<b>11</b> 126 Martin BULMAN	<b>12</b> 57 Chris MANAGHAN
<b>5</b>	<b>13</b> 48 Allan BROOKBANKS	<b>14</b> 114 Martin CURRAH	<b>15</b> 58 Ross ALLAN
<b>6</b>	<b>16</b> 73 Fraser CAMERON	<b>17</b> 96 Andrew KIRKWOOD	<b>18</b> 55 Allan McCLEARY
<b>7</b>	<b>19</b> 8 Cameron STEWART	<b>20</b> 35 Daryn PETERS	<b>21</b> 88 Kevin LIDDLE
<b>8</b>	<b>22</b> 16 Gerry KEIRNAN		

Clerk of the Course.

Sig : Time :

Chief Timekeeper : Ian Sharp (SMART Timing)

Results available at [www.speedhive.com](http://www.speedhive.com) and [www.smart-timing.co.uk](http://www.smart-timing.co.uk)

Printed: 01/09/2018 16:53:09

Orbits



# Race Results

## KMSC National Motorcycle Racing

Sorted on Laps

KMSC 125's &amp; KMSC Formula 400's

Knockhill 1.267 miles

Race 10 - 2nd Race

01/09/2018 16:45

Race (7 Laps) started at 17:18:50

Pos	No.	Name	Make/Model	CC	Class	Laps	Total Tm	Diff	Best Tm	In Lap	Avg. Speed
1	69	Mark BOWRAN	Kawasaki	ZXR400	F400	7	7:32.167		1:03.375	2	70.610
2	22	Ross MAGUIRE	Aprilia	RS125	F125	7	7:44.147	11.980	1:05.279	4	68.788
3	122	Logan TURNER	Aprilia	RS125	F125	7	7:49.940	17.773	1:06.056	3	67.940
4	118	Rod WALKER	Kawasaki	ZXR400	F400	7	7:58.657	26.490	1:06.261	7	66.703
5	99	Marc GIBSON	Kawasaki	ZXR400	F400	7	8:03.174	31.007	1:04.924	3	66.079
6	33	Declan CONNELL	Aprilia	RS125	F125	7	8:03.908	31.741	1:07.390	5	65.979
7	55	Owen PATERSON	Aprilia	RS125	F125	7	8:12.135	39.968	1:08.575	2	64.876
8	78	Ana De SOUZA	Kawasaki	ZX6	S6	6	7:35.102	1 Lap	1:12.788	5	60.133
9	179	Jimmy ROTHERY	Yamaha	FZR400	F400	6	7:45.779	1 Lap	1:16.073	5	58.754
10	590	Ian AITKEN	Suzuki	GSXR 400	F400	6	7:46.786	1 Lap	1:14.856	6	58.628
Not classified											
DNF	12	Jimmy MUIR	Aprilia	RS125	F125	3	3:43.914	DNF	1:12.272	2	61.110
DNS	19	Fletcher McINALLY	Aprilia	RS125	F125			DNS		0	-
DNS	58	James McLAREN	Suzuki	GSXR600	F400			DNS		0	-

Margin of Victory	Avg. Speed	Best Lap Tm	Best Speed	Best Lap by
11.980	70.610	1:03.375	71.970	69 - Mark BOWRAN

Clerk of the Course.

Orbits

Sig : Time :

Chief Timekeeper : Ian Sharp (SMART Timing)

 Results available at [www.speedhive.com](http://www.speedhive.com) and [www.smart-timing.co.uk](http://www.smart-timing.co.uk)

Printed: 01/09/2018 17:32:41



## KMSC National Motorcycle Racing

KMSC 125's &amp; KMSC Formula 400's

Knockhill 1.267 miles

Race 10 - 2nd Race

01/09/2018 16:45

Race (7 Laps) started at 17:18:50

Lap	Time of Day	Lap Tm	S1	S2	S3	S3Spd	SFSpd	Lap	Time of Day	Lap Tm	S1	S2	S3	S3Spd	SFSpd
<b>(69) Mark BOWRAN</b>															
1	17:19:56.958			24.502	18.166	100.011	98.543	2	17:21:28.893	<b>1:17.786</b>	25.435	30.448	21.903	85.270	86.814
2	17:21:00.333	<b>1:03.375</b>			17.975	98.111	98.688	3	17:22:46.391	<b>1:17.498</b>	25.464	30.102	21.932	86.479	87.153
3	17:22:04.161	<b>1:03.828</b>			17.850	98.979	<b>99.714</b>	4	17:24:03.286	<b>1:16.895</b>	25.550	29.611	21.734	87.837	86.814
4	17:23:07.851	<b>1:03.690</b>			17.919	100.161	99.714	5	17:25:19.359	<b>1:16.073</b>	<b>25.221</b>	29.530	<b>21.322</b>	<b>88.416</b>	<b>88.299</b>
5	17:24:11.750	<b>1:03.899</b>			18.038	<b>100.914</b>	99.566	6	17:26:36.212	<b>1:16.853</b>	25.360	<b>29.392</b>	22.101	87.266	86.814
6	17:25:18.777	<b>1:07.027</b>	<b>21.545</b>	25.229	20.253	99.863	98.254	<b>(590) Ian AITKEN</b>							
7	17:26:32.600	<b>1:03.823</b>	21.624	<b>24.475</b>	<b>17.724</b>	100.611	99.714	1	17:20:13.930			30.921	22.893	77.761	77.224
<b>(22) Ross MAGUIRE</b>															
1	17:19:59.494			25.513	19.430	85.815	81.938	2	17:21:32.625	<b>1:18.695</b>	26.339	30.320	22.036	80.176	79.890
2	17:21:05.537	<b>1:06.043</b>	21.666	25.153	19.224	85.596	81.441	3	17:22:50.049	<b>1:17.424</b>	25.832	29.907	21.685	82.951	80.853
3	17:22:10.885	<b>1:05.348</b>	21.396	24.877	<b>19.075</b>	85.487	81.639	4	17:24:05.983	<b>1:15.934</b>	25.090	29.209	21.635	83.989	82.442
4	17:23:16.164	<b>1:05.279</b>	<b>21.099</b>	24.983	19.197	84.839	<b>82.543</b>	5	17:25:22.363	<b>1:16.380</b>	25.155	29.487	21.738	84.625	82.139
5	17:24:21.923	<b>1:05.759</b>	21.434	25.171	19.154	85.596	82.139	6	17:26:37.219	<b>1:14.856</b>	<b>25.005</b>	<b>28.639</b>	<b>21.212</b>	<b>87.266</b>	<b>83.054</b>
6	17:25:27.548	<b>1:05.625</b>	21.492	<b>24.866</b>	19.267	85.925	81.739	<b>(12) Jimmy MUIR</b>							
7	17:26:34.580	<b>1:07.032</b>	21.569	25.522	19.941	<b>86.479</b>	81.244	1	17:20:05.851			27.725	<b>21.003</b>	<b>82.747</b>	<b>75.487</b>
<b>(122) Logan TURNER</b>															
1	17:20:00.409						80.081	2	17:21:18.123	<b>1:12.272</b>	<b>23.162</b>	<b>27.225</b>	21.885	82.139	74.234
2	17:21:06.903	<b>1:06.494</b>					80.081	3	17:22:34.347	<b>1:16.224</b>	23.589	27.965	24.670	78.488	30.352
3	17:22:12.959	<b>1:06.056</b>					<b>80.658</b>	<b>(118) Rod WALKER</b>							
4	17:23:19.298	<b>1:06.339</b>					80.658	1	17:20:02.796			26.828	19.223	96.005	<b>94.252</b>
5	17:24:26.878	<b>1:07.580</b>					79.606	2	17:21:12.517	<b>1:09.721</b>	22.919	26.753	20.049	90.686	91.055
6	17:25:33.593	<b>1:06.715</b>					80.368	3	17:22:22.043	<b>1:09.526</b>	23.271	27.229	19.026	94.651	92.181
7	17:26:40.373	<b>1:06.780</b>					80.081	4	17:23:29.799	<b>1:07.756</b>	22.528	26.226	19.002	94.385	92.562
<b>(99) Marc GIBSON</b>															
1	17:20:10.467			26.381	18.708	93.857	<b>99.125</b>	5	17:24:36.557	<b>1:06.758</b>	22.284	25.760	18.714	96.005	93.726
2	17:21:15.564	<b>1:05.097</b>	21.680	25.242	<b>18.175</b>	<b>99.566</b>	98.398	6	17:25:42.829	<b>1:06.272</b>	22.147	<b>25.499</b>	<b>18.626</b>	<b>96.558</b>	93.465
3	17:22:20.488	<b>1:04.924</b>	<b>21.044</b>	<b>25.164</b>	18.716	98.833	85.925	7	17:26:49.090	<b>1:06.261</b>	<b>21.928</b>	25.666	18.667	95.323	93.205
4	17:23:27.040	<b>1:06.552</b>	22.511	25.324	18.717	98.543	86.814	<b>(33) Declan CONNELL</b>							
5	17:24:35.542	<b>1:08.502</b>	22.657	25.985	19.860	88.532	85.596	1	17:20:04.622				21.379	83.885	78.488
6	17:25:44.197	<b>1:08.655</b>	22.840	26.351	19.464	90.809	84.839	2	17:21:13.151	<b>1:08.529</b>			20.094	83.260	80.755
7	17:26:53.607	<b>1:09.410</b>	22.405	26.666	20.339	84.200	78.488	3	17:22:21.355	<b>1:08.204</b>			20.003	83.989	<b>82.442</b>
<b>(55) Owen PATERSON</b>															
1	17:20:03.021			26.953	19.996	84.839	82.139	4	17:23:29.173	<b>1:07.818</b>			19.865	<b>84.625</b>	81.441
2	17:21:11.596	<b>1:08.575</b>	22.396	<b>26.554</b>	<b>19.625</b>	84.625	82.341	5	17:24:36.563	<b>1:07.390</b>			<b>19.742</b>	84.412	81.343
3	17:22:21.151	<b>1:09.555</b>	<b>22.359</b>	27.254	19.942	83.989	82.849	6	17:25:45.254	<b>1:08.691</b>				81.343	
4	17:23:31.729	<b>1:10.578</b>	22.771	27.785	20.022	<b>85.596</b>	<b>82.951</b>	7	17:26:54.341	<b>1:09.087</b>			20.682	81.639	80.658
5	17:24:41.378	<b>1:09.649</b>	22.513	26.890	20.246	84.732	82.341	<b>(78) Ana De SOUZA</b>							
6	17:25:51.819	<b>1:10.441</b>	23.043	27.452	19.946	84.200	82.341	1	17:20:13.679			29.797	21.687	79.795	94.785
7	17:27:02.568	<b>1:10.749</b>	22.913	27.839	19.997	82.849	82.341	2	17:21:29.142	<b>1:15.463</b>	25.525	28.896	21.042	90.320	98.979
<b>(179) Jimmy ROTHERY</b>															
1	17:20:11.107			29.813	21.544	87.380	86.814	3	17:22:45.832	<b>1:16.690</b>	25.735	29.815	21.140	83.780	101.066
<b>(78) Ana De SOUZA</b>															
1	17:20:13.679			29.797	21.687	79.795	94.785	4	17:23:59.302	<b>1:13.470</b>	24.562	28.189	20.719	<b>98.254</b>	<b>104.204</b>
2	17:21:29.142	<b>1:15.463</b>	25.525	28.896	21.042	90.320	98.979	5	17:25:12.090	<b>1:12.788</b>	<b>24.052</b>	<b>27.819</b>	20.917	91.802	103.402
3	17:22:45.832	<b>1:16.690</b>	25.735	29.815	21.140	83.780	101.066	6	17:26:25.535	<b>1:13.445</b>	24.675	28.287	<b>20.483</b>	90.564	101.218
4	17:23:59.302	<b>1:13.470</b>	24.562	28.189	20.719	<b>98.254</b>	<b>104.204</b>	<b>(179) Jimmy ROTHERY</b>							
5	17:25:12.090	<b>1:12.788</b>	<b>24.052</b>	<b>27.819</b>	20.917	91.802	103.402	1	17:20:11.107			29.813	21.544	87.380	86.814
6	17:26:25.535	<b>1:13.445</b>	24.675	28.287	<b>20.483</b>	90.564	101.218	<b>Clerk of the Course.</b>							

Clerk of the Course.

Sig : Time :

Chief Timekeeper : Ian Sharp (SMART Timing)

 Results available at [www.speedhive.com](http://www.speedhive.com) and [www.smart-timing.co.uk](http://www.smart-timing.co.uk)

Printed: 01/09/2018 17:33:05



**KMSC National Motorcycle Racing****Lapchart**

KMSC 125's &amp; KMSC Formula 400's

Knockhill 1.267 miles

Race 10 - 2nd Race

01/09/2018 16:45

Race (7 Laps) started at 17:18:50

Competitors	Laps						
	1	2	3	4	5	6	7
Mark BOWRAN (69)	1	69	69	69	69	69	69
Ross MAGUIRE (22)	2	22	22	22	22	22	22
Logan TURNER (122)	3	122	122	122	122	122	122
Rod WALKER (118)	4	118	55	99	99	99	118
Owen PATERSON (55)	5	55	118	55	33	118	99
Declan CONNELL (33)	6	33	33	33	118	33	33
Jimmy MUIR (12)	7	12	99	118	55	55	55
Marc GIBSON (99)	8	99	12	12	78	78	78
Jimmy ROTHERY (179)	9	179	179	78	179	179	179
Ana De SOUZA (78)	10	78	78	179	590	590	590
Ian AITKEN (590)	11	590	590	590			
-	12						
-	13						

Clerk of the Course.

Sig : Time :

Chief Timekeeper : Ian Sharp (SMART Timing)

Results available at [www.speedhive.com](http://www.speedhive.com) and [www.smart-timing.co.uk](http://www.smart-timing.co.uk)

Printed: 01/09/2018 17:33:34

Orbits



## KMSC National Motorcycle Racing

KMSC 125's &amp; KMSC Formula 400's

Knockhill 1.267 miles

Race 17 - 3rd Race

02/09/2018 10:55

Race (10 Laps)


 POLE POSITION

**1**
**1**

69 Mark BOWRAN

**2**

22 Ross MAGUIRE

**3**

122 Logan TURNER

**2**
**4**

118 Rod WALKER

**5**

99 Marc GIBSON

**6**

33 Declan CONNELL

**3**
**7**

55 Owen PATERSON

**8**

78 Ana De SOUZA

**9**

179 Jimmy ROTHERY

**4**
**10**

590 Ian AITKEN

**11**

12 Jimmy MUIR

**12**

19 Fletcher McINALLY

**5**
**13**

58 James McLAREN

Clerk of the Course.

Sig : Time :

Chief Timekeeper : Ian Sharp (SMART Timing)

 Results available at [www.speedhive.com](http://www.speedhive.com) and [www.smart-timing.co.uk](http://www.smart-timing.co.uk)

Printed: 01/09/2018 17:30:49

Orbits





# Race Results

## KMSC National Motorcycle Racing

Sorted on Laps

KMSC Pre-Injection 600

Knockhill 1.267 miles

Race 11 - 1st Race - Restart

01/09/2018 17:10

Race (5 Laps) started at 17:40:43

Pos	No.	Name	Make/Model	CC	Class	Laps	Total Tm	Diff	Best Tm	In Lap	Avg. Speed
1	26	Alan McGREGOR			PI6	5	4:53.760		58.015	2	77.633
2	22	William MASON	Yamaha	R6 600	PI6	5	4:54.000	0.240	57.582	3	77.570
3	54	Cameron ROBB	Yamaha	R6 600	PI6	5	4:54.120	0.360	57.822	4	77.538
4	70	Simon HARDY	Yamaha	R6 600	PI6	5	4:56.429	2.669	57.841	3	76.934
5	47	Chris CLEMENTS	Yamaha	R6 600	PI6	5	4:57.385	3.625	57.739	5	76.687
6	21	Andy LOCK	Yamaha	R6 600	PI6	5	5:02.651	8.891	59.071	4	75.352
7	38	Mark LANGLANDS	Yamaha	R6 600	PI6	5	5:03.869	10.109	58.980	4	75.050
8	11	Ross WATTS	Yamaha	R6 600	PI6	5	5:13.715	19.955	1:00.811	2	72.695
9	34	Darren GREENE	Yamaha	R6 600	PI6	5	5:23.072	29.312	1:02.074	3	70.589
10	118	Craig MOFFAT	Yamaha	R6 600	PI6	5	5:27.496	33.736	1:03.769	3	69.636
11	23	Paul REID	Honda	CBR600	PI6	5	5:29.571	35.811	1:02.926	3	69.197
12	126	Martin BULMAN	Honda	CBR600FX	PI6	5	5:34.490	40.730	1:05.149	3	68.180
13	76	Jamie ALDERTON	Suzuki	GSXR1000K5	C	5	5:38.734	44.974	1:05.440	4	67.326
14	45	Gerry SULLIVAN	Kawasaki	ZX6R 600	PI6	5	5:39.810	46.050	1:05.147	5	67.112

### Not classified

DNF	61	Douglas ROTHNIE	Yamaha	R6 5EB	PI6	3	3:12.570	DNF	1:01.254	2	71.056
DNF	8	Patryk MOTYKA	Yamaha	R6 600	PI6	1	1:05.570	DNF		0	69.561
DNF	75	Harry PULLAR	Yamaha	R6 600	PI6	1	1:08.248	DNF		0	66.831
DNS	15	Jon DICKIE	Yamaha	R6 600	PI6			DNS		0	-
DNS	31	Darren ANDERSON	Kawasaki	ZXR 600	PI6			DNS		0	-
DNS	41	Kieran MURRAY	Yamaha	R6 600	PI6			DNS		0	-
DNS	60	Dougie BROWN	Yamaha	R6 600	PI6			DNS		0	-
DNS	73	Fraser CAMERON	Yamaha		PI6			DNS		0	-
DNS	179	Jimmy ROTHERY	Triumph	675	S6			DNS		0	-

### Announcements

RED FLAG after Leader completed 3 Laps - Race re-started over 5 Laps.

Margin of Victory	Avg. Speed	Best Lap Tm	Best Speed	Best Lap by
0.240	77.633	57.582	79.210	22 - William MASON

Clerk of the Course.

Orbits

Sig : Time :

Chief Timekeeper : Ian Sharp (SMART Timing)

 Results available at [www.speedhive.com](http://www.speedhive.com) and [www.smart-timing.co.uk](http://www.smart-timing.co.uk)

Printed: 01/09/2018 17:50:33



## KMSC National Motorcycle Racing

### KMSC Pre-Injection 600

#### Race 11 - 1st Race - Restart

#### Race (5 Laps) started at 17:40:43

### Knockhill 1.267 miles

01/09/2018 17:10

Lap	Time of Day	Lap Tm	S1	S2	S3	S3Spd	SFSpd
<b>(26) Alan McGREGOR</b>							
1	17:41:43.548			22.495	<b>16.313</b>	<b>117.116</b>	113.549
2	17:42:41.563	<b>58.015</b>	19.175	<b>22.382</b>	16.458	116.912	113.549
3	17:43:39.637	<b>58.074</b>	<b>18.805</b>	22.664	16.605	116.103	<b>114.129</b>
4	17:44:38.234	<b>58.597</b>	19.478	22.793	16.326	116.912	114.129
5	17:45:37.001	<b>58.767</b>	19.209	22.869	16.689	117.116	113.166
<b>(22) William MASON</b>							
1	17:41:46.093			22.746	16.875	117.321	113.935
2	17:42:44.253	<b>58.160</b>	19.356	22.342	16.462	116.506	114.714
3	17:43:41.835	<b>57.582</b>	<b>19.033</b>	22.343	<b>16.206</b>	116.709	115.107
4	17:44:39.467	<b>57.632</b>	19.035	<b>22.099</b>	16.498	118.775	<b>116.103</b>
5	17:45:37.241	<b>57.774</b>	19.281	22.284	16.209	<b>119.409</b>	114.518
<b>(54) Cameron ROBB</b>							
1	17:41:44.798				16.794	116.506	114.518
2	17:42:43.361	<b>58.563</b>			16.915	118.147	113.166
3	17:43:41.410	<b>58.049</b>	<b>19.073</b>	<b>22.112</b>	16.864	<b>120.697</b>	113.742
4	17:44:39.232	<b>57.822</b>			16.724	115.903	115.305
5	17:45:37.361	<b>58.129</b>		22.408	<b>16.578</b>	116.709	<b>118.775</b>
<b>(70) Simon HARDY</b>							
1	17:41:46.569			22.904	17.525	115.903	112.220
2	17:42:44.836	<b>58.267</b>	19.319	22.346	16.602	117.116	115.107
3	17:43:42.677	<b>57.841</b>	<b>19.059</b>	<b>22.293</b>	<b>16.489</b>	117.733	113.357
4	17:44:41.410	<b>58.733</b>	19.279	22.437	17.017	<b>118.356</b>	<b>115.903</b>
5	17:45:39.670	<b>58.260</b>	19.139	22.522	16.599	117.940	114.910
<b>(47) Chris CLEMENTS</b>							
1	17:41:47.943			23.241	16.874	118.565	114.129
2	17:42:46.133	<b>58.190</b>	19.241	22.334	16.615	118.775	113.935
3	17:43:44.304	<b>58.171</b>	19.293	22.119	16.759	118.775	114.129
4	17:44:42.887	<b>58.583</b>	19.378	22.628	16.577	118.565	114.129
5	17:45:40.626	<b>57.739</b>	<b>19.215</b>	<b>22.111</b>	<b>16.413</b>	<b>119.196</b>	<b>114.714</b>
<b>(21) Andy LOCK</b>							
1	17:41:48.583			23.605	16.895	115.305	112.408
2	17:42:47.760	<b>59.177</b>	19.539	<b>22.842</b>	16.796	115.305	112.408
3	17:43:47.189	<b>59.429</b>	19.635	23.097	16.697	115.107	<b>113.166</b>
4	17:44:46.260	<b>59.071</b>	<b>19.479</b>	22.889	16.703	115.107	112.408
5	17:45:45.892	<b>59.632</b>	19.618	23.405	<b>16.609</b>	<b>116.506</b>	112.786
<b>(38) Mark LANGLANDS</b>							
1	17:41:47.377			23.340	17.120	<b>113.166</b>	109.653
2	17:42:48.056	<b>1:00.679</b>	20.371	23.153	17.155	113.166	<b>110.374</b>
3	17:43:47.788	<b>59.732</b>	19.761	22.949	17.022	112.408	110.193
4	17:44:46.768	<b>58.980</b>	19.498	22.828	<b>16.654</b>	112.976	110.012
5	17:45:47.110	<b>1:00.342</b>	<b>19.465</b>	<b>22.771</b>	18.106	113.166	106.015
<b>(11) Ross WATTS</b>							
1	17:41:50.989			24.255	17.503	109.296	106.520
2	17:42:51.800	<b>1:00.811</b>	<b>20.053</b>	<b>23.393</b>	17.365	109.832	107.030
3	17:43:53.111	<b>1:01.311</b>	20.242	23.768	17.301	<b>110.556</b>	<b>107.201</b>
4	17:44:54.156	<b>1:01.045</b>	20.196	23.551	<b>17.298</b>	109.832	107.030
5	17:45:56.956	<b>1:02.800</b>	20.181	24.652	17.967	108.064	104.043
<b>(34) Darren GREENE</b>							
1	17:41:54.763			25.805	18.334	113.935	109.118
2	17:42:57.932	<b>1:03.169</b>	21.718	24.225	<b>17.226</b>	114.714	<b>112.597</b>
3	17:44:00.006	<b>1:02.074</b>	<b>20.834</b>	<b>23.751</b>	17.489	114.910	111.846
4	17:45:03.254	<b>1:03.248</b>	20.914	24.571	17.763	114.323	111.846
5	17:46:06.313	<b>1:03.059</b>	20.834	23.952	18.273	<b>115.903</b>	109.653
<b>(118) Craig MOFFAT</b>							
1	17:41:53.240			25.467	18.042	<b>110.012</b>	106.015
2	17:42:58.684	<b>1:05.444</b>	21.977	25.447	18.020	108.764	<b>106.183</b>
3	17:44:02.453	<b>1:03.769</b>	21.316	24.906	<b>17.547</b>	108.941	106.015
4	17:45:06.519	<b>1:04.066</b>	<b>20.794</b>	<b>24.787</b>	18.485	109.296	104.529
5	17:46:10.737	<b>1:04.218</b>	21.269	25.196	17.753	109.118	105.349
<b>(23) Paul REID</b>							
1	17:41:54.692			26.391	18.186	108.238	<b>110.922</b>
2	17:42:59.653	<b>1:04.961</b>	21.440	25.530	17.991	107.372	110.556

Lap	Time of Day	Lap Tm	S1	S2	S3	S3Spd	SFSpd
3	17:44:02.579	<b>1:02.926</b>	<b>21.036</b>	<b>24.201</b>	<b>17.689</b>	111.290	109.832
4	17:45:06.368	<b>1:03.789</b>	21.560	24.330	17.899	<b>113.357</b>	101.371
5	17:46:12.812	<b>1:06.444</b>	21.999	26.064	18.381	105.848	101.218
<b>(126) Martin BULMAN</b>							
1	17:41:53.063			25.583	18.623	103.561	101.524
2	17:43:00.920	<b>1:07.857</b>	22.656	25.960	19.241	105.848	<b>105.349</b>
3	17:44:06.069	<b>1:05.149</b>	21.553	<b>25.108</b>	18.488	106.859	100.914
4	17:45:11.946	<b>1:05.877</b>	21.666	25.443	18.768	104.366	103.242
5	17:46:17.731	<b>1:05.785</b>	<b>21.516</b>	25.826	<b>18.443</b>	<b>107.030</b>	100.914
<b>(76) Jamie ALDERTON</b>							
1	17:41:57.519			26.818	18.729	107.030	123.587
2	17:43:04.308	<b>1:06.789</b>	23.061	25.388	18.340	109.653	123.587
3	17:44:10.767	<b>1:06.459</b>	22.652	25.568	18.239	109.296	123.587
4	17:45:16.207	<b>1:05.440</b>	<b>22.326</b>	<b>24.993</b>	18.121	<b>115.703</b>	120.697
5	17:46:21.975	<b>1:05.768</b>	22.414	25.259	<b>18.095</b>	113.166	<b>124.044</b>
<b>(45) Gerry SULLIVAN</b>							
1	17:41:56.981			26.650	18.876	106.351	104.366
2	17:43:03.734	<b>1:06.753</b>	22.323	25.760	18.670	105.184	103.882
3	17:44:10.708	<b>1:06.974</b>	22.257	26.298	18.419	106.015	103.242
4	17:45:17.904	<b>1:07.196</b>	23.093	26.466	<b>17.637</b>	107.030	<b>104.856</b>
5	17:46:23.051	<b>1:05.147</b>	<b>21.818</b>	<b>25.178</b>	18.151	<b>108.064</b>	104.856
<b>(61) Douglas ROTHNIE</b>							
1	17:41:53.230			24.860	17.897	112.786	110.556
2	17:42:54.484	<b>1:01.254</b>	20.797	23.251	<b>17.206</b>	<b>113.935</b>	<b>111.474</b>
3	17:43:55.811	<b>1:01.327</b>	<b>20.574</b>	<b>23.250</b>	17.503	96.836	110.374
<b>(8) Patryk MOTYKA</b>							
1	17:41:48.811			24.099	<b>17.232</b>	<b>112.408</b>	<b>111.846</b>
<b>(75) Harry PULLAR</b>							
1	17:41:51.489			23.426	<b>20.859</b>	<b>117.940</b>	<b>47.292</b>

Clerk of the Course.

Sig : Time :  
Chief Timekeeper : Ian Sharp (SMART Timing)

Results available at [www.speedhive.com](http://www.speedhive.com) and [www.smart-timing.co.uk](http://www.smart-timing.co.uk)

Printed: 01/09/2018 17:50:57

Orbits



## KMSC National Motorcycle Racing

## Lapchart

**KMSC Pre-Injection 600**
**Knockhill 1.267 miles**
**Race 11 - 1st Race - Restart**
**01/09/2018 17:10**
**Race (5 Laps) started at 17:40:43**

Competitors	Laps				
	1	2	3	4	5
Alan McGREGOR (26)	1	26	26	26	26
Cameron ROBB (54)	2	54	54	54	22
William MASON (22)	3	22	22	22	54
Simon HARDY (70)	4	70	70	70	70
Mark LANGLANDS (38)	5	38	47	47	47
Chris CLEMENTS (47)	6	47	21	21	21
Andy LOCK (21)	7	21	38	38	38
Patryk MOTYKA (8)	8	8	11	11	11
Ross WATTS (11)	9	11	61	61	34
Harry PULLAR (75)	10	75	34	34	23
Martin BULMAN (126)	11	126	118	118	23
Douglas ROTHNIE (61)	12	61	23	23	126
Craig MOFFAT (118)	13	118	126	126	76
Paul REID (23)	14	23	45	45	45
Darren GREENE (34)	15	34	76	76	
Gerry SULLIVAN (45)	16	45			
Jamie ALDERTON (76)	17	76			
-	18				
-	19				
-	20				
-	21				
-	22				
-	23				

**Clerk of the Course.**
**Sig :**                      **Time :**
**Chief Timekeeper : Ian Sharp (SMART Timing)**
**Results available at [www.speedhive.com](http://www.speedhive.com) and [www.smart-timing.co.uk](http://www.smart-timing.co.uk)**
**Printed: 01/09/2018 17:51:23**
**Orbits**


## KMSC National Motorcycle Racing

KMSC Pre-Injection 600

Knockhill 1.267 miles

Race 18 - 2nd Race

02/09/2018 11:15

Race (10 Laps)

POLE POSITION

<b>1</b>	<b>1</b> 26 Alan McGREGOR	<b>2</b> 22 William MASON	<b>3</b> 54 Cameron ROBB
<b>2</b>	<b>4</b> 70 Simon HARDY	<b>5</b> 47 Chris CLEMENTS	<b>6</b> 21 Andy LOCK
<b>3</b>	<b>7</b> 38 Mark LANGLANDS	<b>8</b> 11 Ross WATTS	<b>9</b> 34 Darren GREENE
<b>4</b>	<b>10</b> 118 Craig MOFFAT	<b>11</b> 23 Paul REID	<b>12</b> 126 Martin BULMAN
<b>5</b>	<b>13</b> 76 Jamie ALDERTON	<b>14</b> 45 Gerry SULLIVAN	<b>15</b> 61 Douglas ROTHNIE
<b>6</b>	<b>16</b> 8 Patryk MOTYKA	<b>17</b> 75 Harry PULLAR	<b>18</b> 15 Jon DICKIE
<b>7</b>	<b>19</b> 31 Darren ANDERSON	<b>20</b> 41 Kieran MURRAY	<b>21</b> 60 Dougie BROWN
<b>8</b>	<b>22</b> 73 Fraser CAMERON	<b>23</b> 179 Jimmy ROTHERY	

Clerk of the Course.

Sig : Time :

Chief Timekeeper : Ian Sharp (SMART Timing)

Results available at [www.speedhive.com](http://www.speedhive.com) and [www.smart-timing.co.uk](http://www.smart-timing.co.uk)

Printed: 01/09/2018 17:51:53

Orbits



# Race Results

## KMSC National Motorcycle Racing

Sorted on Laps

KMSC Superbikes &amp; KMSC Clubman

Knockhill 1.267 miles

Race 12 - 1st Race

01/09/2018 17:25

Race (8 Laps) started at 9:08:59

Pos	No.	Name	Make/Model	CC	Class	Laps	Total Tm	Diff	Best Tm	In Lap	Avg. Speed
1	72	Sean GILFILLAN	BMW	S1000RR	SB	8	7:17.214		53.952	5	83.457
2	94	Greg GILFILLAN	BMW	S1000RR	SB	8	7:20.522	3.308	53.790	7	82.831
3	45	Ewan GRAY	Kawasaki	ZX10R	SB	8	7:22.596	5.382	54.482	8	82.443
4	34	John DEAN	BMW	S1000RR	SB	8	7:23.345	6.131	54.732	8	82.303
5	57	Stewart ROBB	Kawasaki	ZX10R	SB	8	7:23.791	6.577	54.622	8	82.221
6	1	Bruce BIRNIE	BMW	S1000RR	SB	8	7:34.519	17.305	55.186	4	80.280
7	55	Donald MacFADYEN	BMW	S1000RR	SB	8	7:37.648	20.434	55.505	8	79.731
8	75	Charlie BUNYAN	Kawasaki	ZX10	SB	8	7:38.277	21.063	55.758	5	79.622
9	18	Clint WALKER	BMW	S1000RR	C	8	7:40.590	23.376	56.546	4	79.222
10	56	Andy GROVES	BMW	S1000RR	SB	8	7:40.750	23.536	56.617	7	79.194
11	71	Gavin JONES	Yamaha	R1	C	8	7:45.450	28.236	57.402	7	78.395
12	22	Steven WATSON	BMW	S1000RR	SB	8	7:47.623	30.409	56.927	7	78.030
13	17	Gordon MacDONALD	Suzuki	GSXR1000	C	8	7:48.185	30.971	57.431	6	77.937
14	29	Andrew BUCHANAN	Yamaha	R1	C	8	7:48.489	31.275	56.676	8	77.886
15	41	Lukasz PIEC	BMW	S1000RR	C	8	7:48.648	31.434	57.309	7	77.860
16	98	Christopher LIDDELL			C	8	7:49.779	32.565	56.824	7	77.672
17	52	Paul McLEAN	Honda	CBR1000RR	C	8	7:52.420	35.206	56.543	5	77.238
18	16	Scott MURRAY	Yamaha	R1	C	8	7:55.326	38.112	57.339	7	76.766
19	26	Steven MacINTYRE	Suzuki	GSXR1000	C	8	7:57.768	40.554	57.352	7	76.373
20	37	Steven PATTERSON	Kawasaki	ZX10R	C	8	8:02.611	45.397	58.637	7	75.607
21	151	Callum JACKSON	Suzuki	GSXR1000	C	8	8:04.429	47.215	58.135	7	75.323
22	64	Martin HENDERSON	BMW	S1000RR	C	8	8:16.355	59.141	58.682	7	73.513
23	14	James CRAWFORD	Kawaskai	ZX10R	C	8	8:18.236	1:01.022	1:00.214	4	73.236
24	155	Bryan GILLIS	BMW	S1000RR	C	7	7:24.931	1 Lap	59.980	6	71.759

### Not classified

DNF	86	Matthew DEVLIN	Suzuki	GSXR1000	C	7	6:47.795	DNF	57.078	4	78.293
DNF	67	Des BURNS	Kawasaki	ZX10R	C	5	5:11.426	DNF	55.574	2	73.229
DNF	28	Paul BOWERBANK	Kawasaki	ZX10R	SB	2	2:10.139	DNF	1:03.873	2	70.096
DNF	30	Alan RENNIE	Honda	Fireblade	C	1	1:04.952	DNF		0	70.223
DNS	99	Callum GRIGOR	Kawasaki	ZX10RR	SB			DNS		0	-
DNS	47	Alan BRYCE	BMW	1000RR	SB			DNS		0	-
DNS	19	Nic BOYES	Ducati	848	SB			DNS		0	-

### Announcements

Bike No.64 - Racetime includes 10 second time penalty - Wrong Grid position.

Margin of Victory	Avg. Speed	Best Lap Tm	Best Speed	Best Lap by
3.308	83.457	53.790	84.794	94 - Greg GILFILLAN

Clerk of the Course.

Orbits

Sig : Time :

Chief Timekeeper : Ian Sharp (SMART Timing)

 Results available at [www.speedhive.com](http://www.speedhive.com) and [www.smart-timing.co.uk](http://www.smart-timing.co.uk)

Printed: 02/09/2018 09:22:15



## KMSC National Motorcycle Racing

### KMSC Superbikes & KMSC Clubman

### Knockhill 1.267 miles

#### Race 12 - 1st Race

#### 01/09/2018 17:25

#### Race (8 Laps) started at 9:08:59

Lap	Time of Day	Lap Tm	S1	S2	S3	S3Spd	SFSpd	Lap	Time of Day	Lap Tm	S1	S2	S3	S3Spd	SFSpd
<b>(72) Sean GILFILLAN</b>															
1	9:09:57.340			21.274	15.458	132.362	<b>130.053</b>	3	9:11:57.764	<b>57.496</b>	19.214	22.111	16.171	130.560	125.670
2	9:10:51.825	<b>54.485</b>	18.242	20.974	15.269	132.624	128.805	4	9:12:53.644	<b>55.880</b>	19.049	<b>20.982</b>	15.849	133.947	126.857
3	9:11:46.520	<b>54.695</b>	18.306	20.862	15.527	131.584	125.905	5	9:13:49.402	<b>55.758</b>	<b>18.797</b>	21.419	<b>15.542</b>	133.150	125.201
4	9:12:40.727	<b>54.207</b>	18.164	20.810	15.233	133.150	128.805	6	9:14:45.482	<b>56.080</b>	18.797	21.285	15.998	132.624	125.905
5	9:13:34.679	<b>53.952</b>	18.089	20.664	15.199	<b>134.215</b>	129.551	7	9:15:42.213	<b>56.731</b>	18.842	21.666	16.223	125.905	127.581
6	9:14:28.656	<b>53.977</b>	18.051	20.716	15.210	133.680	128.559	8	9:16:38.130	<b>55.917</b>	18.917	21.218	15.782	<b>135.025</b>	124.735
7	9:15:22.731	<b>54.075</b>	18.213	20.673	<b>15.189</b>	133.947	129.551	<b>(18) Clint WALKER</b>							
8	9:16:17.067	<b>54.336</b>	<b>18.015</b>	<b>20.617</b>	15.704	134.215	119.409	1	9:10:00.124			21.757	<b>15.951</b>	<b>130.560</b>	<b>128.559</b>
<b>(94) Greg GILFILLAN</b>															
1	9:09:58.736			21.840	15.252	133.415	131.584	2	9:10:57.087	<b>56.963</b>	18.883	<b>21.583</b>	16.497	128.313	128.313
2	9:10:53.863	<b>55.127</b>	18.635	21.175	15.317	133.680	<b>132.102</b>	3	9:11:54.031	<b>56.944</b>	18.775	21.998	16.171	128.068	124.735
3	9:11:48.843	<b>54.980</b>	18.375	21.311	15.294	137.516	132.102	4	9:12:50.577	<b>56.546</b>	<b>18.606</b>	21.929	16.011	126.857	125.201
4	9:12:43.131	<b>54.288</b>	18.244	20.865	15.179	<b>138.366</b>	131.070	5	9:13:47.459	<b>56.882</b>	18.710	21.989	16.183	128.068	125.201
5	9:13:37.587	<b>54.456</b>	18.292	20.841	15.323	133.947	129.302	6	9:14:44.526	<b>57.067</b>	19.047	21.996	16.024	128.559	121.133
6	9:14:31.396	<b>53.809</b>	18.058	<b>20.579</b>	15.172	136.954	127.824	7	9:15:42.129	<b>57.603</b>	19.122	22.109	16.372	127.098	122.683
7	9:15:25.186	<b>53.790</b>	<b>17.951</b>	20.721	<b>15.118</b>	135.025	128.805	8	9:16:40.443	<b>58.314</b>	19.391	22.127	16.796	122.236	122.236
8	9:16:20.375	<b>55.189</b>	18.313	21.319	15.557	134.754	128.068	<b>(56) Andy GROVES</b>							
<b>(45) Ewan GRAY</b>															
1	9:09:58.158			21.453	15.706	131.326	129.302	1	9:10:01.855			22.075	16.074	128.068	129.802
2	9:10:53.696	<b>55.538</b>	18.558	21.643	15.337	133.415	127.581	2	9:10:58.857	<b>57.002</b>	19.283	21.657	16.062	130.560	128.805
3	9:11:49.315	<b>55.619</b>	18.749	21.487	15.383	130.306	128.313	3	9:11:55.952	<b>57.095</b>	19.106	21.843	16.146	130.560	126.142
4	9:12:43.980	<b>54.665</b>	18.272	21.105	15.288	131.842	131.070	4	9:12:52.918	<b>56.966</b>	19.101	21.938	<b>15.927</b>	130.814	129.302
5	9:13:38.597	<b>54.617</b>	<b>18.247</b>	21.195	15.175	125.201	<b>131.326</b>	5	9:13:50.178	<b>57.260</b>	19.269	21.878	16.113	127.824	128.313
6	9:14:33.398	<b>54.801</b>	18.433	21.087	15.281	132.886	129.551	6	9:14:46.902	<b>56.724</b>	19.043	21.731	15.950	<b>131.326</b>	129.053
7	9:15:27.967	<b>54.569</b>	18.474	<b>20.924</b>	<b>15.171</b>	132.102	126.618	7	9:15:43.519	<b>56.617</b>	19.037	<b>21.556</b>	16.024	126.857	<b>130.560</b>
8	9:16:22.449	<b>54.482</b>	18.248	21.052	15.182	<b>136.121</b>	127.098	8	9:16:40.603	<b>57.084</b>	<b>18.748</b>	22.103	16.233	127.824	129.551
<b>(34) John DEAN</b>															
1	9:09:58.002			21.292	15.378	135.298	128.805	<b>(71) Gavin JONES</b>							
2	9:10:52.857	<b>54.855</b>	18.540	21.008	15.307	137.798	129.802	1	9:10:01.666			22.219	16.144	132.362	125.435
3	9:11:48.065	<b>55.208</b>	18.467	21.312	15.429	136.398	129.302	2	9:10:59.631	<b>57.965</b>	19.580	22.160	16.225	<b>133.680</b>	124.968
4	9:12:43.323	<b>55.258</b>	18.487	21.100	15.671	136.954	128.805	3	9:11:57.389	<b>57.758</b>	19.693	21.785	16.280	132.362	<b>126.380</b>
5	9:13:38.383	<b>55.060</b>	18.421	21.228	15.411	134.754	129.053	4	9:12:54.856	<b>57.467</b>	19.600	<b>21.607</b>	16.260	132.362	125.201
6	9:14:33.348	<b>54.965</b>	18.438	21.148	15.379	136.398	128.313	5	9:13:52.317	<b>57.461</b>	19.645	21.675	16.141	133.150	123.587
7	9:15:28.466	<b>55.118</b>	18.682	21.152	<b>15.284</b>	136.954	<b>130.560</b>	6	9:14:50.022	<b>57.705</b>	19.436	21.922	16.347	130.560	124.044
8	9:16:23.198	<b>54.732</b>	<b>18.399</b>	<b>20.907</b>	15.426	<b>138.366</b>	128.313	7	9:15:47.424	<b>57.402</b>	<b>19.400</b>	21.784	16.218	130.814	124.504
<b>(57) Stewart ROBB</b>															
1	9:09:58.548			21.554	<b>15.119</b>	131.842	127.824	8	9:16:45.303	<b>57.879</b>	19.786	22.067	<b>16.026</b>	132.102	124.735
2	9:10:53.638	<b>55.090</b>	18.379	21.344	15.367	130.560	128.313	<b>(22) Steven WATSON</b>							
3	9:11:48.776	<b>55.138</b>	18.301	21.350	15.487	133.947	127.098	1	9:10:04.117			22.949	16.356	126.142	<b>128.559</b>
4	9:12:43.854	<b>55.078</b>	18.574	21.183	15.321	134.484	127.339	2	9:11:02.729	<b>58.612</b>	20.329	22.667	<b>15.616</b>	128.805	128.559
5	9:13:38.551	<b>54.697</b>	18.221	21.116	15.360	129.302	127.581	3	9:12:00.324	<b>57.595</b>	19.467	21.987	16.141	130.560	128.559
6	9:14:33.844	<b>55.293</b>	18.868	<b>21.004</b>	15.421	<b>135.571</b>	127.339	4	9:12:58.372	<b>58.048</b>	19.753	22.129	16.166	<b>131.326</b>	128.068
7	9:15:29.022	<b>55.178</b>	18.361	21.368	15.449	132.362	<b>129.053</b>	5	9:13:56.265	<b>57.893</b>	19.582	22.070	16.241	128.559	127.824
8	9:16:23.644	<b>54.622</b>	<b>18.180</b>	21.111	15.331	133.680	124.504	6	9:14:53.432	<b>57.167</b>	19.375	21.865	15.927	128.805	127.339
<b>(1) Bruce BIRNIE</b>															
1	9:10:00.905			21.869	15.981	<b>132.362</b>	<b>129.802</b>	7	9:15:50.359	<b>56.927</b>	<b>18.944</b>	<b>21.673</b>	16.310	130.053	122.683
2	9:10:56.905	<b>56.000</b>	18.906	21.358	15.736	130.560	126.618	8	9:16:47.476	<b>57.117</b>	19.180	21.746	16.191	129.551	125.905
3	9:11:52.557	<b>55.652</b>	18.581	21.526	15.545	129.302	128.805	<b>(17) Gordon MacDONALD</b>							
4	9:12:47.743	<b>55.186</b>	<b>18.388</b>	<b>21.321</b>	<b>15.477</b>	130.053	127.824	1	9:10:03.750			22.750	16.720	127.339	127.824
5	9:13:43.493	<b>55.750</b>	18.425	21.344	15.981	130.306	128.068	2	9:11:01.889	<b>58.139</b>	19.219	22.549	16.371	129.551	126.142
6	9:14:39.563	<b>56.070</b>	18.559	21.678	15.833	128.068	127.098	3	9:11:59.327	<b>57.438</b>	19.153	22.234	<b>16.051</b>	<b>131.584</b>	128.805
7	9:15:36.205	<b>56.642</b>	18.502	22.082	16.058	127.098	125.201	4	9:12:56.909	<b>57.582</b>	19.143	22.159	16.280	131.326	128.313
8	9:16:34.372	<b>58.167</b>	19.364	22.176	16.627	125.905	118.565	5	9:13:54.855	<b>57.946</b>	19.059	22.047	16.840	129.551	129.053
<b>(55) Donald MacFADYEN</b>															
1	9:10:00.810			21.999	16.013	127.581	<b>131.070</b>	6	9:14:52.286	<b>57.431</b>	19.207	<b>22.013</b>	16.211	126.142	<b>129.551</b>
2	9:10:57.500	<b>56.690</b>	18.638	21.664	16.388	130.306	130.306	7	9:15:50.049	<b>57.763</b>	19.208	<b>22.360</b>	16.295	128.805	128.805
3	9:11:54.366	<b>56.866</b>	18.831	21.806	16.229	<b>130.814</b>	127.581	8	9:16:48.038	<b>57.989</b>	<b>19.026</b>	22.373	16.590	128.068	127.581
4	9:12:50.901	<b>56.535</b>	18.811	21.675	16.049	130.306	128.313	<b>(29) Andrew BUCHANAN</b>							
5	9:13:47.663	<b>56.762</b>	18.753	21.720	16.289	129.302	128.068	1	9:10:06.124			23.839	16.803	121.572	125.435
6	9:14:44.595	<b>56.932</b>	19.039	21.898	15.995	130.560	126.142	2	9:11:04.097	<b>57.973</b>	18.883	22.788	16.302	125.435	124.735
7	9:15:41.996	<b>57.401</b>	19.337	21.943	16.121	125.905	129.551	3	9:12:01.431	<b>57.334</b>	18.788	22.156	16.390	126.380	125.435
8	9:16:37.501	<b>55.505</b>	<b>18.440</b>	<b>21.409</b>	<b>15.656</b>	129.802	124.735	4	9:12:59.385	<b>57.954</b>	19.182	22.235	16.537	127.098	125.905
<b>(75) Charlie BUNYAN</b>															
1	9:10:03.519</														

## KMSC National Motorcycle Racing

KMSC Superbikes &amp; KMSC Clubman

Knockhill 1.267 miles

Race 12 - 1st Race

01/09/2018 17:25

Race (8 Laps) started at 9:08:59

Lap	Time of Day	Lap Tm	S1	S2	S3	S3Spd	SFSpd
7	9:15:50.976	<b>57.309</b>	19.209	<b>21.632</b>	16.468	126.857	120.915
8	9:16:48.501	<b>57.525</b>	19.267	21.816	16.442	<b>130.053</b>	128.805
<b>(98) Christopher LIDDELL</b>							
1	9:10:04.972			22.913	16.974	118.565	<b>128.559</b>
2	9:11:03.105	<b>58.133</b>	19.709	22.385	<b>16.039</b>	<b>127.581</b>	127.098
3	9:12:00.767	<b>57.662</b>	19.380	22.009	16.273	123.133	128.559
4	9:12:58.745	<b>57.978</b>	19.489	22.175	16.314	125.201	128.068
5	9:13:56.722	<b>57.977</b>	19.476	22.121	16.380	122.236	125.670
6	9:14:55.239	<b>58.517</b>	19.709	22.609	16.199	120.049	127.098
7	9:15:52.063	<b>56.824</b>	<b>18.931</b>	<b>21.677</b>	16.216	125.670	125.201
8	9:16:49.632	<b>57.569</b>	19.166	21.939	16.464	127.098	126.857
<b>(52) Paul McLEAN</b>							
1	9:10:07.351			24.554	16.478	123.815	<b>130.560</b>
2	9:11:07.332	<b>59.981</b>	20.378	22.800	16.803	123.815	125.905
3	9:12:05.506	<b>58.174</b>	19.442	22.715	16.017	129.302	127.098
4	9:13:03.076	<b>57.570</b>	19.233	21.852	16.485	131.326	128.805
5	9:13:59.619	<b>56.543</b>	19.115	<b>21.517</b>	15.911	<b>132.624</b>	128.068
6	9:14:56.314	<b>56.695</b>	<b>18.953</b>	21.846	<b>15.896</b>	132.624	127.824
7	9:15:53.775	<b>57.461</b>	19.081	21.766	16.614	131.584	124.044
8	9:16:52.273	<b>58.498</b>	19.324	22.071	17.103	130.306	125.201
<b>(16) Scott MURRAY</b>							
1	9:10:06.994			24.052	16.232	124.044	123.815
2	9:11:05.429	<b>58.435</b>	<b>19.875</b>	<b>22.639</b>	15.921	125.435	122.908
3	9:12:04.588	<b>59.159</b>			16.170	125.670	123.133
4	9:13:03.084	<b>58.496</b>			16.528	127.581	123.133
5	9:14:01.788	<b>58.704</b>			16.434	<b>128.313</b>	122.014
6	9:15:00.232	<b>58.444</b>			16.321	125.670	118.985
7	9:15:57.571	<b>57.339</b>			16.009	128.313	123.360
8	9:16:55.179	<b>57.608</b>			16.285	127.339	<b>124.735</b>
<b>(26) Steven MacINTYRE</b>							
1	9:10:06.790			23.856	16.798	123.133	<b>122.014</b>
2	9:11:07.676	<b>1:00.886</b>	20.490	23.108	17.288	120.915	120.697
3	9:12:07.083	<b>59.407</b>	19.764	22.726	16.917	124.968	121.352
4	9:13:05.774	<b>58.691</b>	19.793	22.543	16.355	125.905	121.133
5	9:14:03.716	<b>57.942</b>	19.507	22.187	16.248	124.968	121.792
6	9:15:01.649	<b>57.933</b>	19.441	22.235	16.257	125.670	121.352
7	9:15:59.001	<b>57.352</b>	<b>19.032</b>	22.273	<b>16.047</b>	<b>127.098</b>	121.572
8	9:16:57.621	<b>58.620</b>	19.461	<b>21.981</b>	17.178	125.201	120.915
<b>(37) Steven PATTERSON</b>							
1	9:10:06.332			23.804	16.541	124.968	<b>131.326</b>
2	9:11:06.207	<b>59.875</b>	19.873	23.179	16.823	118.147	122.014
3	9:12:06.895	<b>1:00.688</b>	20.045	23.255	17.388	122.459	125.670
4	9:13:06.587	<b>59.692</b>	19.840	22.512	17.340	125.905	129.551
5	9:14:05.480	<b>58.893</b>	19.780	22.589	16.524	122.236	129.551
6	9:15:04.459	<b>58.979</b>	19.613	22.694	16.672	121.572	128.068
7	9:16:03.096	<b>58.637</b>	19.637	22.753	<b>16.247</b>	<b>127.339</b>	129.551
8	9:17:02.464	<b>59.368</b>	<b>19.578</b>	<b>22.479</b>	17.311	125.670	113.166
<b>(151) Callum JACKSON</b>							
1	9:10:08.383			24.353	17.013	115.703	123.815
2	9:11:08.898	<b>1:00.515</b>	20.093	23.526	16.896	117.116	124.504
3	9:12:09.025	<b>1:00.127</b>	19.929	23.040	17.158	116.912	<b>125.435</b>
4	9:13:08.060	<b>59.035</b>	19.673	22.569	16.793	118.147	124.273
5	9:14:07.446	<b>59.386</b>	20.005	22.520	16.861	120.697	124.273
6	9:15:06.940	<b>59.494</b>	20.056	22.550	16.888	118.565	123.587
7	9:16:05.075	<b>58.135</b>	<b>19.529</b>	<b>22.215</b>	<b>16.391</b>	<b>121.792</b>	124.968
8	9:17:04.282	<b>59.207</b>	19.792	22.495	16.920	119.621	124.273
<b>(64) Martin HENDERSON</b>							
1	9:10:10.566			25.603	17.392	116.304	119.835
2	9:11:10.991	<b>1:00.425</b>	20.435	23.123	16.867	116.709	120.049
3	9:12:09.793	<b>58.802</b>	<b>19.439</b>	22.589	16.774	117.321	118.565
4	9:13:08.627	<b>58.834</b>	19.775	22.566	<b>16.493</b>	120.697	<b>122.014</b>
5	9:14:08.081	<b>59.454</b>	19.817	22.781	16.856	120.265	120.265
6	9:15:07.192	<b>59.111</b>	19.728	22.545	16.838	117.116	118.356
7	9:16:05.874	<b>58.682</b>	19.540	<b>22.463</b>	16.679	<b>121.572</b>	119.621
8	9:17:06.208	<b>1:00.334</b>	19.679	22.472	18.183	119.621	120.049
<b>(14) James CRAWFORD</b>							

Lap	Time of Day	Lap Tm	S1	S2	S3	S3Spd	SFSpd
1	9:10:10.560			25.801	17.221	119.621	<b>124.044</b>
2	9:11:12.150	<b>1:01.590</b>	20.726	23.657	17.207	119.621	120.915
3	9:12:12.493	<b>1:00.343</b>	<b>19.799</b>	23.139	17.405	118.565	120.915
4	9:13:12.707	<b>1:00.214</b>	19.883	23.295	<b>17.036</b>	<b>122.236</b>	122.683
5	9:14:13.989	<b>1:01.282</b>	20.075	23.525	17.682	116.103	118.775
6	9:15:15.305	<b>1:01.316</b>	20.294	23.676	17.346	119.835	118.565
7	9:16:16.059	<b>1:00.754</b>	20.400	<b>23.100</b>	17.254	119.621	119.409
8	9:17:18.089	<b>1:02.030</b>	19.885	23.472	18.673	107.544	109.653
<b>(155) Bryan GILLIS</b>							
1	9:10:11.476			25.426	18.671	114.518	115.305
2	9:11:15.392	<b>1:03.916</b>	22.461	23.741	17.714	120.480	111.846
3	9:12:19.445	<b>1:04.053</b>	22.794	23.721	17.538	120.697	118.147
4	9:13:20.628	<b>1:01.183</b>	20.852	23.136	17.195	122.236	119.621
5	9:14:22.496	<b>1:01.868</b>	20.630	23.551	17.687	117.321	120.480
6	9:15:22.476	<b>59.980</b>	20.438	22.854	<b>16.688</b>	122.236	<b>120.915</b>
7	9:16:24.784	<b>1:02.308</b>	<b>19.945</b>	<b>22.560</b>	19.803	<b>123.587</b>	117.940
<b>(86) Matthew DEVLIN</b>							
1	9:10:02.092			22.313	15.995	132.362	129.053
2	9:10:59.846	<b>57.754</b>	19.412	22.094	16.248	123.360	127.824
3	9:11:57.990	<b>58.144</b>	19.613	22.423	16.108	129.053	<b>129.802</b>
4	9:12:55.068	<b>57.078</b>	<b>19.337</b>	<b>21.859</b>	<b>15.882</b>	130.814	128.559
5	9:13:52.493	<b>57.425</b>	19.524				128.805
6	9:14:50.262	<b>57.769</b>	19.711	21.866	16.192	130.814	128.805
7	9:15:47.648	<b>57.386</b>	19.377				126.380
<b>(67) Des BURNS</b>							
1	9:09:59.629			21.903	<b>15.587</b>	126.142	<b>129.551</b>
2	9:10:55.203	<b>55.574</b>	18.609	<b>21.205</b>	15.760	<b>132.886</b>	129.302
3	9:11:50.806	<b>55.603</b>	<b>18.505</b>	21.420	15.678	129.053	129.053
4	9:12:46.548	<b>55.742</b>	18.610	21.318	15.814	127.581	129.053
5	9:14:11.279	<b>1:24.731</b>	18.582	21.254	44.895	125.670	33.420
<b>(28) Paul BOWERBANK</b>							
1	9:10:06.119			23.882	<b>17.075</b>	<b>125.905</b>	<b>119.409</b>
2	9:11:09.992	<b>1:03.873</b>	<b>20.488</b>	<b>23.367</b>	20.018	124.273	43.212
<b>(30) Alan RENNIE</b>							
1	9:10:04.805			<b>23.038</b>	<b>16.077</b>	<b>128.559</b>	<b>128.068</b>

Clerk of the Course.

 Sig : \_\_\_\_\_ Time : \_\_\_\_\_  
 Chief Timekeeper : Ian Sharp (SMART Timing)

 Results available at [www.speedhive.com](http://www.speedhive.com) and [www.smart-timing.co.uk](http://www.smart-timing.co.uk)

Printed: 02/09/2018 09:22:38

Orbits



## KMSC National Motorcycle Racing

## Lapchart

**KMSC Superbikes & KMSC Clubman**

**Knockhill 1.267 miles**

**Race 12 - 1st Race**

**01/09/2018 17:25**

**Race (8 Laps) started at 9:08:59**

Competitors	Laps								
	1	2	3	4	5	6	7	8	
Sean GILFILLAN (72)	1	72	72	72	72	72	72	72	72
John DEAN (34)	2	34	34	34	94	94	94	94	94
Ewan GRAY (45)	3	45	57	57	34	34	34	45	45
Stewart ROBB (57)	4	57	45	94	57	57	45	34	34
Greg GILFILLAN (94)	5	94	94	45	45	45	57	57	57
Des BURNS (67)	6	67	67	67	67	1	1	1	1
Clint WALKER (18)	7	18	1	1	1	18	18	55	55
Donald MacFADYEN (55)	8	55	18	18	18	55	55	18	75
Bruce BIRNIE (1)	9	1	55	55	55	75	75	75	18
Gavin JONES (71)	10	71	56	56	56	56	56	56	56
Andy GROVES (56)	11	56	71	71	75	71	71	71	71
Matthew DEVLIN (86)	12	86	86	75	71	86	86	86	22
Charlie BUNYAN (75)	13	75	75	86	86	17	17	17	17
Gordon MacDONALD (17)	14	17	17	17	17	41	22	22	29
Lukasz PIEC (41)	15	41	41	41	41	22	41	41	41
Steven WATSON (22)	16	22	22	22	22	98	29	29	98
Alan RENNIE (30)	17	30	98	98	98	29	98	98	52
Christopher LIDDELL (98)	18	98	29	29	29	52	52	52	16
Paul BOWERBANK (28)	19	28	16	16	52	16	16	16	26
Andrew BUCHANAN (29)	20	29	37	52	16	26	26	26	37
Steven PATTERSON (37)	21	37	52	37	26	37	37	37	151
Steven MacINTYRE (26)	22	26	26	26	37	151	151	151	64
Scott MURRAY (16)	23	16	151	151	151	64	64	64	14
Paul McLEAN (52)	24	52	28	64	64	67	14	14	
Callum JACKSON (151)	25	151	64	14	14	14	155	155	
James CRAWFORD (14)	26	14	14	155	155	155			
Martin HENDERSON (64)	27	64	155						
Bryan GILLIS (155)	28	155							
-	29								
-	30								
-	31								

Clerk of the Course.

Sig : Time :  
Chief Timekeeper : Ian Sharp (SMART Timing)

Results available at [www.speedhive.com](http://www.speedhive.com) and [www.smart-timing.co.uk](http://www.smart-timing.co.uk)

Printed: 02/09/2018 09:23:06

Orbits





## KMSC National Motorcycle Racing


KMSC Superbikes & KMSC Clubman

Knockhill 1.267 miles

Race 19 - 2nd Race

02/09/2018 11:35

Race (10 Laps)



### AMENDED GRID

POLE POSITION

<b>1</b>	<b>1</b> 72 Sean GILFILLAN	<b>2</b> 94 Greg GILFILLAN	<b>3</b> 45 Ewan GRAY
<b>2</b>	<b>4</b> 34 John DEAN	<b>5</b> 57 Stewart ROBB	<b>6</b> 1 Bruce BIRNIE
<b>3</b>	<b>7</b> 55 Donald MacFADYEN	<b>8</b> 18 Clint WALKER	<b>9</b> 56 Andy GROVES
<b>4</b>	<b>10</b> 71 Gavin JONES	<b>11</b> 22 Steven WATSON	<b>12</b> 17 Gordon MacDONALD
<b>5</b>	<b>13</b> 29 Andrew BUCHANAN	<b>14</b> 41 Lukasz PIEC	<b>15</b> 98 Christopher LIDDELL
<b>6</b>	<b>16</b> 52 Paul McLEAN	<b>17</b> 16 Scott MURRAY	<b>18</b> 26 Steven MacINTYRE
<b>7</b>	<b>19</b> 37 Steven PATTERSON	<b>20</b> 151 Callum JACKSON	<b>21</b> 64 Martin HENDERSON
<b>8</b>	<b>22</b> 14 James CRAWFORD	<b>23</b> 155 Bryan GILLIS	<b>24</b> 86 Matthew DEVLIN
<b>9</b>	<b>25</b> 67 Des BURNS	<b>26</b> 28 Paul BOWERBANK	<b>27</b> 30 Alan RENNIE
<b>10</b>	<b>28</b> 99 Callum GRIGOR	<b>29</b> 47 Alan BRYCE	<b>30</b> 69 Rodney SCOTT

Clerk of the Course.

Sig : Time :

Chief Timekeeper : Ian Sharp (SMART Timing)

Results available at [www.speedhive.com](http://www.speedhive.com) and [www.smart-timing.co.uk](http://www.smart-timing.co.uk)

Orbits





## KMSC National Motorcycle Racing


KMSC Superbikes & KMSC Clubman

Knockhill 1.267 miles

Race 19 - 2nd Race

02/09/2018 11:35

Race (10 Laps)



11

31

100 Laura NUTTALL

Clerk of the Course.

Sig : Time :

Chief Timekeeper : Ian Sharp (SMART Timing)

Results available at [www.speedhive.com](http://www.speedhive.com) and [www.smart-timing.co.uk](http://www.smart-timing.co.uk)

Orbits



# Race Results

## KMSC National Motorcycle Racing

Sorted on Laps

KMSC Sidecars

Knockhill 1.267 miles

Race 12a - 1st Race

01/09/2018 17:45

Race (8 Laps) started at 9:22:51

Pos	No.	Name	Make/Model	CC	Class	Laps	Total Tm	Diff	Best Tm	In Lap	Avg. Speed
1	29	KERSHAW / CLARK	Kawasaki	LCR 1000	SC	8	8:04.750		59.662	2	75.273
2	15	SHAND / GORDON	Shand	F2 600	SC	8	8:12.037	7.287	59.647	7	74.159
3	19	ROBINSON / GRAVEL		LCR F2 600	SC	8	8:15.491	10.741	1:01.101	6	73.642
4	964	ANDERSON / LUPTON	Baker	F1	SC	8	8:28.618	23.868	1:02.513	5	71.741
5	155	STAINTON / STAINTON	Suzuki	LCR 600	SC	8	8:34.806	30.056	1:02.867	3	70.879
6	72	LAWRIE / FAIRHURST	Windle	1000	SC	8	8:50.228	45.478	1:02.806	7	68.817
7	22	LITHGOW / MELVILLE	Shelbourne RR	600	SC	8	8:57.114	52.364	1:06.105	2	67.935
8	7	ZAKARAUSKAS / STEPHEN	Suzuki	LCR F2	SC	8	9:00.401	55.651	1:05.869	8	67.522
9	50	BROWNE / BRUNTON	Baker Suzuki	750 F2	SC	8	9:03.430	58.680	1:05.617	6	67.145
10	114	AMOS / MAYHEW	Suzuki Windle	GSXR1000	SC	8	9:03.984	59.234	1:04.671	7	67.077
11	27	WARDEN / SCHOLFIELD	AWR	1000	SC	8	9:24.410	1:19.660	1:06.879	7	64.649
12	56	McKAY / SZANEL	Ireson Suzuki	750	SC	7	8:09.426	1 Lap	1:06.807	7	65.235
13	61	FORREST / McCAULEY	Yamaha	F1 R1	SC	7	8:18.366	1 Lap	1:06.983	3	64.065

### Not classified

DNF	93	KIRKUP / BROWN	Windle Suzuki	600	SC	6	6:32.537	DNF	1:03.460	2	69.717
DNF	18	BELL / CONNELL	Kawasaki	LCR ZX10R	SC	3	3:26.098	DNF	1:02.173	2	66.392
DNS	55	O'NEILL / FITZPATRICK	Kawasaki	LCR	SC			DNS		0	-
DNS	11	MAYHEW / TAYLOR	Ireson Honda	600	SC			DNS		0	-

### Announcements

Outfit No.27 - Racetime includes 10 second Jump Start penalty.

Margin of Victory	Avg. Speed	Best Lap Tm	Best Speed	Best Lap by
7.287	75.273	59.647	76.468	15 - SHAND / GORDON

Clerk of the Course.

Orbits

Sig : Time :

Chief Timekeeper : Ian Sharp (SMART Timing)

 Results available at [www.speedhive.com](http://www.speedhive.com) and [www.smart-timing.co.uk](http://www.smart-timing.co.uk)

Printed: 02/09/2018 09:36:46



## KMSC National Motorcycle Racing

KMSC Sidecars

Knockhill 1.267 miles

Race 12a - 1st Race

01/09/2018 17:45

Race (8 Laps) started at 9:22:51

Lap	Time of Day	Lap Tm	S1	S2	S3	S3Spd	SFSpd	Lap	Time of Day	Lap Tm	S1	S2	S3	S3Spd	SFSpd
(29) KERSHAW / CLARK								(50) BROWNE / BRUNTON							
1	9:23:53.351				16.976	118.775	109.118	3	9:26:19.019	1:06.214	22.449	25.132	18.633	104.692	96.976
2	9:24:53.013	59.662			17.404	119.196	105.020	4	9:27:25.366	1:06.347	22.545	25.165	18.637	104.366	96.419
3	9:25:52.771	59.758			17.108	119.621	107.030	5	9:28:32.672	1:07.306	23.199	25.537	18.570	103.882	96.697
4	9:26:52.875	1:00.104			17.323	119.835	105.515	6	9:29:39.163	1:06.491	22.530	25.334	18.627	103.561	96.697
5	9:27:53.603	1:00.728			17.457	120.265	104.692	7	9:30:46.399	1:07.236	22.687	25.678	18.871	103.402	96.697
6	9:28:54.848	1:01.245			17.513	119.409	104.692	8	9:31:52.268	1:05.869	21.983	25.081	18.805	104.204	96.419
7	9:29:54.912	1:00.064			17.273	119.409	109.296	(15) SHAND / GORDON							
8	9:30:56.617	1:01.705	20.083	22.975	18.647	115.504	85.925	1	9:24:07.570			27.330	19.426	103.882	100.011
(15) SHAND / GORDON								2	9:25:17.111	1:09.541	23.967	26.351	19.223	106.520	98.398
1	9:23:59.158		24.300	17.794	108.588	104.043	3	9:26:24.577	1:07.466	22.812	25.989	18.665	107.544	100.310	
2	9:25:01.673	1:02.515	21.406	23.843	17.266	110.374	102.926	4	9:27:31.453	1:06.876	22.190	25.865	18.821	108.238	99.125
3	9:26:03.004	1:01.331	20.364	23.829	17.138	110.556	103.402	5	9:28:37.624	1:06.171	22.234	25.420	18.517	108.064	99.714
4	9:27:03.074	1:00.070	19.956	23.132	16.982	109.474	104.366	6	9:29:43.241	1:05.617	22.015	25.317	18.285	108.064	99.566
5	9:28:03.144	1:00.070	20.190	22.885	16.995	110.193	102.611	7	9:30:49.358	1:06.117	22.199	25.801	18.117	107.717	100.310
6	9:29:03.919	1:00.775	20.057	23.291	17.427	107.201	103.084	8	9:31:55.297	1:05.939	22.050	25.758	18.131	106.183	99.566
7	9:30:03.566	59.647	19.841	22.855	16.951	109.832	102.926	(114) AMOS / MAYHEW							
8	9:31:03.904	1:00.338	20.016	23.117	17.205	108.238	102.298	1	9:24:08.849			27.375	19.096	103.882	99.714
(19) ROBINSON / GRAVEL								2	9:25:18.015	1:09.166	23.300	26.526	19.340	105.515	101.218
1	9:23:56.547		23.924	17.627	106.015	99.566	3	9:26:25.625	1:07.610	22.896	25.986	18.728	102.926	104.692	
2	9:24:58.283	1:01.736	19.878	24.219	17.639	103.242	100.161	4	9:27:32.228	1:06.603	22.340	25.889	18.374	109.296	104.529
3	9:25:59.568	1:01.285	20.183	23.586	17.516	107.030	100.161	5	9:28:40.626	1:08.398	22.930	25.968	19.500	103.721	102.142
4	9:27:01.611	1:02.043	20.432	23.920	17.691	107.544	100.011	6	9:29:45.306	1:04.680	21.898	24.535	18.247	110.922	100.460
5	9:28:02.863	1:01.252	20.200	23.516	17.536	107.890	100.611	7	9:30:49.977	1:04.671	21.307	25.090	18.274	112.597	104.366
6	9:29:03.964	1:01.101	20.010	23.501	17.590	107.201	100.011	8	9:31:55.851	1:05.874	21.995	25.473	18.406	112.408	106.183
7	9:30:05.691	1:01.727	20.626	23.347	17.754	108.413	100.161	(27) WARDEN / SCHOLFIELD							
8	9:31:07.358	1:01.667	20.350	23.309	18.008	108.238	99.419	1	9:24:05.206			26.098	19.417	100.011	91.677
(964) ANDERSON / LUPTON								2	9:25:12.919	1:07.713	21.801	26.016	19.896	96.419	87.380
1	9:23:58.512		24.418	17.697	102.926	95.188	3	9:26:21.869	1:08.950	22.905	26.382	19.663	97.257	92.818	
2	9:25:01.921	1:03.409	21.652	23.875	17.882	104.043	95.595	4	9:27:31.684	1:09.815	22.682	26.578	20.555	99.272	92.308
3	9:26:05.347	1:03.426	21.116	24.171	18.139	102.454	94.252	5	9:28:40.291	1:08.607	23.205	26.156	19.246	100.460	92.435
4	9:27:08.037	1:02.690	20.714	23.828	18.148	101.987	94.120	6	9:29:48.284	1:07.993	22.847	26.005	19.141	99.272	92.818
5	9:28:10.550	1:02.513	20.902	23.639	17.972	102.926	94.120	7	9:30:55.163	1:06.879	21.864	25.720	19.295	98.833	91.928
6	9:29:13.597	1:03.047	20.906	24.015	18.126	102.768	94.385	8	9:32:06.277	1:11.114	25.784	25.930	19.400	99.566	92.054
7	9:30:17.038	1:03.441	20.997	24.229	18.215	102.454	94.385	(56) McKAY / SZANEL							
8	9:31:20.485	1:03.447	21.228	24.142	18.077	101.987	95.053	1	9:24:08.040			27.102	19.401	98.979	96.558
(155) STAINTON / STAINTON								2	9:25:18.629	1:10.589	23.902	26.833	19.854	99.419	93.205
1	9:24:01.786		25.448	17.829	107.201	100.011	3	9:26:27.399	1:08.770	22.938	26.625	19.207	101.066	96.836	
2	9:25:04.664	1:02.878	20.693	24.405	17.780	108.588	100.460	4	9:27:36.934	1:09.535	23.290	26.556	19.689	99.419	88.532
3	9:26:07.531	1:02.867	20.679	24.418	17.770	108.064	100.310	5	9:28:46.976	1:10.042	24.350	26.483	19.209	99.272	96.558
4	9:27:10.477	1:02.946	21.072	24.099	17.775	108.238	99.272	6	9:29:54.486	1:07.510	22.864	25.493	19.153	95.188	98.688
5	9:28:14.373	1:03.896	21.026	25.061	17.809	107.890	100.310	7	9:31:01.293	1:06.807	22.204	25.517	19.086	100.310	94.651
6	9:29:18.201	1:03.828	20.946	24.879	18.003	107.890	99.714	(61) FORREST / McCAULEY							
7	9:30:21.659	1:03.458	20.828	24.554	18.076	107.372	100.611	1	9:24:09.766			19.478	102.298	95.459	
8	9:31:26.673	1:05.014	21.480	25.431	18.103	107.030	99.566	2	9:25:17.426	1:07.660		18.226	103.242	98.254	
(72) LAWRIE / FAIRHURST								3	9:26:24.409	1:06.983		18.172	105.020	93.205	
1	9:24:08.239		26.721	19.767	107.717	104.366	4	9:27:32.557	1:08.148		18.960	93.726	85.487		
2	9:25:13.579	1:05.340	22.392	24.583	18.365	113.549	101.987	5	9:28:43.337	1:10.780	23.126	26.934	20.720	83.054	77.491
3	9:26:20.203	1:06.624	22.799	25.391	18.434	114.323	105.020	6	9:29:55.384	1:12.047		21.767	77.761	72.314	
4	9:27:25.522	1:05.319	21.987	25.038	18.294	110.193	107.544	7	9:31:10.233	1:14.849		22.638	76.432	69.686	
5	9:28:29.712	1:04.190	21.068	24.967	18.155	117.321	103.084	(93) KIRKUP / BROWN							
6	9:29:34.735	1:05.023	21.842	25.195	17.986	112.597	106.183	1	9:23:59.786			24.614	18.361	104.856	96.419
7	9:30:37.541	1:02.806	20.552	24.187	18.067	116.506	104.043	2	9:25:03.246	1:03.460	21.021	24.424	18.015	105.184	96.419
8	9:31:42.095	1:04.554	20.925	24.971	18.658	113.742	97.682	3	9:26:07.297	1:04.051	20.589	24.875	18.587	103.721	94.919
(22) LITHGOW / MELVILLE								4	9:27:12.538	1:05.241	22.335	24.458	18.448	103.882	95.188
1	9:24:03.744		26.913	18.735	102.454	95.868	5	9:28:16.406	1:03.868	20.994	24.449	18.425	99.714	87.722	
2	9:25:09.849	1:06.105	21.749	25.700	18.656	103.242	95.459	6	9:29:24.404	1:07.998	22.883	25.555	19.560	93.076	63.549
3	9:26:16.291	1:06.442	22.221	25.498	18.723	104.366	94.252	(18) BELL / CONNELL							
4	9:27:22.763	1:06.472	22.395	25.295	18.782	104.692	94.120	1	9:23:58.802			24.716	18.054	114.518	107.201
5	9:28:28.925	1:06.162	22.028	24.961	19.173	103.882	95.053	2	9:25:00.975	1:02.173	20.482	23.786	17.905	116.709	108.413
6	9:29:35.913	1:06.988	22.110	25.622	19.256	104.366	95.868	3	9:26:17.965	1:16.990	20.823	23.455	32.712	118.565	10.633
7	9:30:42.658	1:06.745	22.661	25.533	18.551	104.856	95.188	(7) ZAKARAUSKAS / STEPHEN							
8	9:31:48.981	1:06.323	22.020	25.221	19.082	104.529	95.323	1	9:24:05.413			26.021	19.223	104.529	95.868
(7) ZAKARAUSKAS / STEPHEN								2	9:25:12.805	1:07.392	23.033	25.469	18.890	104.043	95.188

Clerk of the Course.

Sig : Time :

Chief Timekeeper : Ian Sharp (SMART Timing)

Results available at [www.speedhive.com](http://www.speedhive.com) and [www.smart-timing.co.uk](http://www.smart-timing.co.uk)

Printed: 02/09/2018 09:37:35

Orbits



## KMSC National Motorcycle Racing

## Lapchart

**KMSC Sidecars**
**Knockhill 1.267 miles**
**Race 12a - 1st Race**
**01/09/2018 17:45**
**Race (8 Laps) started at 9:22:51**

Competitors	Laps							
	1	2	3	4	5	6	7	8
KERSHAW / CLARK (29)	29	29	29	29	29	29	29	29
ROBINSON / GRAVEL (19)	19	19	19	19	19	15	15	15
ANDERSON / LUPTON (964)	964	18	15	15	15	19	19	19
BELL / CONNELL (18)	18	15	964	964	964	964	964	964
SHAND / GORDON (15)	15	964	93	155	155	155	155	155
KIRKUP / BROWN (93)	93	93	155	93	93	93	72	72
STANTON / STANTON (155)	155	155	22	22	22	72	22	22
LITHGOW / MELVILLE (22)	22	22	18	7	72	22	7	7
WARDEN / SCHOLFIELD (27)	27	7	7	72	7	7	50	50
ZAKARAUSKAS / STEPHEN (7)	7	27	72	50	50	50	114	114
BROWNE / BRUNTON (50)	50	72	27	27	27	114	27	27
McKAY / SZANEL (56)	56	50	61	114	114	27	56	
LAWRIE / FAIRHURST (72)	72	61	50	61	61	56	61	
AMOS / MAYHEW (114)	114	114	114	56	56	61		
FORREST / McCAULEY (61)	61	56	56					
-	16							
-	17							

Clerk of the Course.

Orbits

Sig :                      Time :  
 Chief Timekeeper : Ian Sharp (SMART Timing)  
 Results available at [www.speedhive.com](http://www.speedhive.com) and [www.smart-timing.co.uk](http://www.smart-timing.co.uk)



## KMSC National Motorcycle Racing


KMSC Sidecars

Knockhill 1.267 miles

Race 20 - 2nd Race - Jock Taylor Trophy Race

02/09/2018 11:55

Race (10 Laps)



### Reversed Grid

POLE POSITION

<b>1</b>	<b>1</b> 61 FORREST / McCAULEY	<b>2</b> 56 McKAY / SZANEL
<b>2</b>	<b>3</b> 27 WARDEN / SCHOLFIELD	<b>4</b> 114 AMOS / MAYHEW
<b>3</b>	<b>5</b> 50 BROWNE / BRUNTON	<b>6</b> 7 ZAKARAUSKAS / STEPHEN
<b>4</b>	<b>7</b> 22 LITHGOW / MELVILLE	<b>8</b> 72 LAWRIE / FAIRHURST
<b>5</b>	<b>9</b> 155 STAINTON / STAINTON	<b>10</b> 964 ANDERSON / LUPTON
<b>6</b>	<b>11</b> 19 ROBINSON / GRAVEL	<b>12</b> 15 SHAND / GORDON
<b>7</b>	<b>13</b> 29 KERSHAW / CLARK	<b>14</b> 11 MAYHEW / TAYLOR
<b>8</b>	<b>15</b> 55 O'NEILL / FITZPATRICK	<b>16</b> 18 BELL / CONNELL
<b>9</b>	<b>17</b> 93 KIRKUP / BROWN	

Clerk of the Course.

Sig : Time :

Chief Timekeeper : Ian Sharp (SMART Timing)

Results available at [www.speedhive.com](http://www.speedhive.com) and [www.smart-timing.co.uk](http://www.smart-timing.co.uk)

Printed: 02/09/2018 09:36:06

Orbits



# Race Results

## KMSC National Motorcycle Racing

Sorted on Laps

KMSC Lightweights

Knockhill 1.267 miles

Race 14 - 1st Race

01/09/2018 18:05

Race (8 Laps) started at 9:37:49

Pos	No.	Name	Make/Model	CC	Class	Laps	Total Tm	Diff	Best Tm	In Lap	Avg. Speed
1	155	Scott CAMPBELL	Kawasaki	ER6 650	SL	8	7:52.207		58.198	2	77.273
2	31	Torquil PATERSON	Suzuki	SV650	SL	8	7:52.248	0.041	58.279	7	77.266
3	21	Grant REID	Kawasaki	ER6	SL	8	7:54.012	1.805	58.457	4	76.979
4	13	Andrew BARTON	Kawasaki	ER650	SL	8	8:06.746	14.539	1:00.260	2	74.965
5	99	Scott ROBERTSON	Suzuki	SV650	SL	8	8:09.891	17.684	1:00.196	5	74.483
6	74	Christine WATSON	Kawasaki	ER6	SL	8	8:13.623	21.416	1:00.617	8	73.920
7	24	Craig SHIRLAW	Kawasaki	ER6	SL	8	8:14.930	22.723	1:01.001	4	73.725
8	38	Adon DAVIE	Moriwaki	RS125	SL	8	8:17.658	25.451	1:00.471	7	73.321
9	64	Bruce COBBURN	Suzuki	SV650	SL	8	8:19.422	27.215	1:01.021	8	73.062
10	141	Logan TURNER	Suzuki	SV650	SL	8	8:22.942	30.735	1:01.080	8	72.551
11	7	Raymond DUGUID	Yamaha	TRX850	SL	8	8:23.665	31.458	1:01.028	8	72.446
12	47	Joel BAVIDGE	Suzuki	SV650	SL	8	8:28.617	36.410	1:02.272	6	71.741
13	12	Jimmy MUIR	Yamaha	FZR400	SL	7	7:56.381	1 Lap	1:06.643	5	67.021

## Not classified

DNS	49	Paul McCLUNG	Kawasaki	ER6	SL			DNS		0	-
DNS	66	Kevin WATRET	Kawasaki	ER6	SL			DNS		0	-
DNS	800	Gordon CLARK	Kawasaki	ER6 650	SL			DNS		0	-
DNS	48	James RUSSELL	Kawasaki	ER6	SL			DNS		0	-
DNS	77	Steven CRICHTON	Suzuki	SV650	SL			DNS		0	-

Margin of Victory	Avg. Speed	Best Lap Tm	Best Speed	Best Lap by
0.041	77.273	58.198	78.372	155 - Scott CAMPBELL

Clerk of the Course.

Orbits

Sig : Time :

Chief Timekeeper : Ian Sharp (SMART Timing)

 Results available at [www.speedhive.com](http://www.speedhive.com) and [www.smart-timing.co.uk](http://www.smart-timing.co.uk)

Printed: 02/09/2018 10:03:49



## KMSC National Motorcycle Racing

**KMSC Lightweights**
**Knockhill 1.267 miles**
**Race 14 - 1st Race**
**01/09/2018 18:05**
**Race (8 Laps) started at 9:37:49**

Lap	Time of Day	Lap Tm	S1	S2	S3	S3Spd	SFSpd	Lap	Time of Day	Lap Tm	S1	S2	S3	S3Spd	SFSpd
<b>(155) Scott CAMPBELL</b>								3	9:41:03.131	<b>1:02.409</b>	21.108	23.640	17.661	100.310	93.076
1	9:38:50.256			22.599	16.790	115.504	109.474	4	9:42:04.008	<b>1:00.877</b>	19.952	23.324	17.601	101.218	93.988
2	9:39:48.454	<b>58.198</b>	<b>19.318</b>	22.402	<b>16.478</b>	114.518	109.118	5	9:43:04.851	<b>1:00.843</b>	19.916	23.386	17.541	<b>101.832</b>	<b>94.385</b>
3	9:40:47.011	<b>58.557</b>	19.330	22.488	16.739	113.549	109.118	6	9:44:05.716	<b>1:00.865</b>	19.908	23.338	17.619	100.011	92.818
4	9:41:45.759	<b>58.748</b>	19.599	22.527	16.622	114.323	108.764	7	9:45:06.187	<b>1:00.471</b>	19.891	23.195	<b>17.385</b>	100.011	93.076
5	9:42:45.374	<b>59.615</b>	19.532	22.819	17.264	114.129	108.238	8	9:46:06.729	<b>1:00.542</b>	<b>19.744</b>	<b>23.131</b>	17.667	100.762	93.076
6	9:43:44.072	<b>58.698</b>	19.658	22.356	16.684	<b>116.304</b>	<b>110.556</b>	<b>(64) Bruce COBBURN</b>							
7	9:44:42.430	<b>58.358</b>	19.493	<b>22.279</b>	16.586	115.504	109.832	1	9:38:56.651			24.191	18.063	107.717	102.298
8	9:45:41.278	<b>58.848</b>	19.502	22.581	16.765	115.305	108.413	2	9:39:59.433	<b>1:02.782</b>	20.855	24.005	17.922	107.372	103.084
<b>(31) Torquil PATERSON</b>								3	9:41:00.957	<b>1:01.524</b>	20.569	23.301	17.654	108.941	102.142
1	9:38:50.000				17.214	109.832	101.987	4	9:42:02.634	<b>1:01.677</b>	20.324	23.529	17.824	109.296	101.524
2	9:39:49.168	<b>59.168</b>	19.773	22.512	16.883	<b>111.660</b>	102.298	5	9:43:04.265	<b>1:01.631</b>	20.357	23.477	17.797	<b>110.374</b>	101.987
3	9:40:47.470	<b>58.302</b>	19.437	<b>22.138</b>	16.727	110.922	<b>104.366</b>	6	9:44:06.426	<b>1:02.161</b>	20.723	23.447	17.991	107.544	101.678
4	9:41:46.190	<b>58.720</b>	19.246	22.671	16.803	111.290	102.926	7	9:45:07.472	<b>1:01.046</b>	20.400	<b>23.109</b>	<b>17.537</b>	109.118	<b>103.242</b>
5	9:42:45.377	<b>59.187</b>	19.377	22.618	17.192	108.413	102.142	8	9:46:08.493	<b>1:01.021</b>	<b>19.854</b>	23.337	17.830	108.588	102.768
6	9:43:43.740	<b>58.363</b>	19.485	22.156	<b>16.722</b>	110.556	103.882	<b>(141) Logan TURNER</b>							
7	9:44:42.019	<b>58.279</b>	<b>19.212</b>	22.230	16.837	109.474	103.882	1	9:38:58.031				17.819	<b>108.413</b>	<b>101.678</b>
8	9:45:41.319	<b>59.300</b>	19.477	22.413	17.410	109.296	99.714	2	9:40:01.126	<b>1:03.095</b>			17.834	108.238	<b>101.987</b>
<b>(21) Grant REID</b>								3	9:41:04.067	<b>1:02.941</b>			17.989	107.717	101.524
1	9:38:51.102			22.790	16.865	115.703	108.588	4	9:42:06.335	<b>1:02.268</b>			18.245	106.520	100.161
2	9:39:49.831	<b>58.729</b>	19.567	22.539	<b>16.623</b>	116.709	109.474	5	9:43:08.108	<b>1:01.773</b>			17.824	108.413	101.371
3	9:40:48.730	<b>58.899</b>	19.390	22.837	16.672	116.103	108.413	6	9:44:09.833	<b>1:01.725</b>			17.925	107.201	101.524
4	9:41:47.187	<b>58.457</b>	19.374	<b>22.432</b>	16.651	116.709	108.764	7	9:45:10.933	<b>1:01.100</b>			17.841	107.372	99.714
5	9:42:45.806	<b>58.619</b>	19.257	22.649	16.713	115.903	109.474	8	9:46:12.013	<b>1:01.080</b>			<b>17.639</b>	107.372	101.066
6	9:43:44.735	<b>58.929</b>	19.798	22.460	16.671	<b>117.321</b>	<b>110.556</b>	<b>(7) Raymond DUGUID</b>							
7	9:44:43.553	<b>58.818</b>	19.222	22.845	16.751	112.786	109.474	1	9:38:57.164			24.884	17.548	107.372	101.066
8	9:45:43.083	<b>59.530</b>	<b>19.111</b>	23.017	17.402	114.518	110.012	2	9:40:00.812	<b>1:03.648</b>	21.345	24.544	17.759	107.372	100.914
<b>(13) Andrew BARTON</b>								3	9:41:03.945	<b>1:03.133</b>	21.265	24.120	17.748	108.238	101.218
1	9:38:52.285			23.101	17.414	<b>110.193</b>	103.084	4	9:42:06.611	<b>1:02.666</b>	21.187	23.880	17.599	108.413	<b>101.524</b>
2	9:39:52.545	<b>1:00.260</b>	20.343	22.655	<b>17.262</b>	109.653	<b>103.721</b>	5	9:43:09.013	<b>1:02.402</b>	21.023	23.940	17.439	<b>108.588</b>	100.914
3	9:40:53.063	<b>1:00.518</b>	20.266	22.886	17.366	109.474	103.084	6	9:44:10.422	<b>1:01.409</b>	20.609	23.590	17.210	108.064	100.460
4	9:41:53.413	<b>1:00.350</b>	20.197	<b>22.623</b>	17.530	110.012	103.561	7	9:45:11.708	<b>1:01.286</b>	20.614	<b>23.531</b>	<b>17.141</b>	107.890	101.371
5	9:42:53.993	<b>1:00.580</b>	20.218	22.866	17.496	108.941	102.611	8	9:46:12.736	<b>1:01.028</b>	<b>20.146</b>	23.635	17.247	108.588	100.611
6	9:43:54.376	<b>1:00.383</b>	20.088	22.761	17.534	109.296	102.768	<b>(47) Joel BAVIDGE</b>							
7	9:44:55.036	<b>1:00.660</b>	<b>20.021</b>	23.014	17.625	107.030	103.084	1	9:38:55.562				17.624		<b>101.371</b>
8	9:45:55.817	<b>1:00.781</b>	20.299	22.939	17.543	109.296	103.402	2	9:40:01.700	<b>1:06.138</b>					100.310
<b>(99) Scott ROBERTSON</b>								3	9:41:04.299	<b>1:02.599</b>			17.813	<b>107.201</b>	100.011
1	9:38:53.221				17.501	107.201	98.688	4	9:42:07.081	<b>1:02.782</b>	<b>21.161</b>	<b>23.806</b>	17.815	106.015	99.714
2	9:39:54.321	<b>1:01.100</b>	20.172	23.568	17.360	<b>107.890</b>	99.272	5	9:43:09.716	<b>1:02.635</b>					99.272
3	9:40:55.828	<b>1:01.507</b>			17.290	106.859	<b>100.011</b>	6	9:44:11.988	<b>1:02.272</b>			17.801	107.201	99.272
4	9:41:56.529	<b>1:00.701</b>		23.318	<b>17.083</b>	106.859	100.011	7	9:45:14.592	<b>1:02.604</b>			17.843	104.692	99.419
5	9:42:56.725	<b>1:00.196</b>	<b>20.056</b>	<b>22.919</b>	17.221	107.030	99.125	8	9:46:17.688	<b>1:03.096</b>			17.829		100.611
6	9:43:57.234	<b>1:00.509</b>	20.192	22.966	17.351	107.544	98.398	<b>(12) Jimmy MUIR</b>							
7	9:44:58.313	<b>1:01.079</b>	20.311	23.407	17.361	106.520	99.125	1	9:38:59.774			25.580	<b>18.675</b>	<b>105.515</b>	<b>98.111</b>
8	9:45:58.962	<b>1:00.649</b>	20.137	23.294	17.218	106.351	99.272	2	9:40:07.684	<b>1:07.910</b>	22.754	25.807	19.349	103.402	95.053
<b>(74) Christine WATSON</b>								3	9:41:15.843	<b>1:08.159</b>	22.881	26.053	19.225	101.371	97.967
1	9:38:55.050			23.751	17.519	111.846	106.520	4	9:42:23.140	<b>1:07.297</b>	22.486	25.817	18.994	102.298	95.868
2	9:39:56.746	<b>1:01.696</b>	20.730	23.515	17.451	111.474	<b>106.859</b>	5	9:43:29.783	<b>1:06.643</b>	<b>22.175</b>	<b>25.416</b>	19.052	100.762	95.459
3	9:40:57.995	<b>1:01.249</b>	20.431	23.473	17.345	111.105	106.351	6	9:44:36.974	<b>1:07.191</b>	22.432	25.912	18.847	100.762	96.558
4	9:41:59.179	<b>1:01.184</b>	20.313	23.418	17.453	111.474	105.184	7	9:45:45.452	<b>1:08.478</b>	22.383	26.732	19.363	98.979	92.562
5	9:42:59.989	<b>1:00.810</b>	<b>20.295</b>	23.128	17.387	111.660	106.859	<b>(24) Craig SHIRLAW</b>							
6	9:44:01.103	<b>1:01.114</b>	20.572	<b>23.003</b>	17.539	<b>112.597</b>	105.184	1	9:38:54.599						
7	9:45:02.077	<b>1:00.974</b>	20.365	23.270	17.339	111.290	106.520	2	9:39:56.149	<b>1:01.550</b>	20.651	23.439	17.460	110.193	102.768
8	9:46:02.694	<b>1:00.617</b>			<b>17.194</b>	111.660	105.848	3	9:40:57.305	<b>1:01.156</b>	20.384	23.413	17.359	110.193	103.084
<b>(38) Adon DAVIE</b>								4	9:41:58.306	<b>1:01.001</b>	<b>20.326</b>	23.426	<b>17.249</b>	110.374	<b>103.242</b>
1	9:38:58.681			25.392	18.129	100.611	93.857	5	9:42:59.640	<b>1:01.334</b>	20.397	23.440	17.497	110.193	103.242
2	9:40:00.722	<b>1:02.041</b>	20.307	23.931	17.803	99.714	93.076	6	9:44:01.635	<b>1:01.995</b>	20.333	<b>23.357</b>	18.305	110.012	102.768

**Clerk of the Course.**
**Orbits**
**Sig : Time :**  
**Chief Timekeeper : Ian Sharp (SMART Timing)**
**Results available at [www.speedhive.com](http://www.speedhive.com) and [www.smart-timing.co.uk](http://www.smart-timing.co.uk)**
**Printed: 02/09/2018 10:04:49**




**KMSC National Motorcycle Racing****Lapchart****KMSC Lightweights****Knockhill 1.267 miles****Race 14 - 1st Race****01/09/2018 18:05****Race (8 Laps) started at 9:37:49**

Competitors	Laps								
	1	2	3	4	5	6	7	8	
Torquil PATERSON (31)	1	31	155	155	155	155	31	31	155
Scott CAMPBELL (155)	2	155	31	31	31	31	155	155	31
Grant REID (21)	3	21	21	21	21	21	21	21	21
Andrew BARTON (13)	4	13	13	13	13	13	13	13	13
Scott ROBERTSON (99)	5	99	99	99	99	99	99	99	99
Craig SHIRLAW (24)	6	24	24	24	24	24	74	74	74
Christine WATSON (74)	7	74	74	74	74	74	24	24	24
Joel BAVIDGE (47)	8	47	64	64	64	64	38	38	38
Bruce COBBURN (64)	9	64	38	38	38	38	64	64	64
Raymond DUGUID (7)	10	7	7	7	141	141	141	141	141
Logan TURNER (141)	11	141	141	141	7	7	7	7	7
Adon DAVIE (38)	12	38	47	47	47	47	47	47	47
Jimmy MUIR (12)	13	12	12	12	12	12	12	12	12
-	14								
-	15								
-	16								
-	17								
-	18								

Clerk of the Course.

Sig : Time :

Chief Timekeeper : Ian Sharp (SMART Timing)

Results available at [www.speedhive.com](http://www.speedhive.com) and [www.smart-timing.co.uk](http://www.smart-timing.co.uk)

Printed: 02/09/2018 10:05:19

Orbits



## KMSC National Motorcycle Racing

KMSC Lightweights

Knockhill 1.267 miles

Race 21 - 2nd Race

02/09/2018 12:15

Race (10 Laps)

POLE POSITION

	1	2	3
1	155 Scott CAMPBELL	31 Torquil PATERSON	21 Grant REID
2	13 Andrew BARTON	99 Scott ROBERTSON	74 Christine WATSON
3	24 Craig SHIRLAW	38 Adon DAVIE	64 Bruce COBBURN
4	141 Logan TURNER	7 Raymond DUGUID	47 Joel BAVIDGE
5	12 Jimmy MUIR	49 Paul McCLUNG	66 Kevin WATRET
6	800 Gordon CLARK	48 James RUSSELL	77 Steven CRICHTON

Clerk of the Course.

Sig : Time :

Chief Timekeeper : Ian Sharp (SMART Timing)

Results available at [www.speedhive.com](http://www.speedhive.com) and [www.smart-timing.co.uk](http://www.smart-timing.co.uk)

Printed: 02/09/2018 10:08:50

Orbits



# Race Results

## KMSC National Motorcycle Racing

Sorted on Laps

KMSC Formula 600

Knockhill 1.267 miles

Race 15 - 2nd Race

02/09/2018 10:15

Race (10 Laps) started at 9:51:06

Pos	No.	Name	Make/Model	CC	Class	Laps	Total Tm	Diff	Best Tm	In Lap	Avg. Speed
1	69	Rory SKINNER	Kawasaki	ZX6R	S6	10	9:05.148		53.919	3	83.667
2	2	Lewis PATERSON	Yamaha	R6 600	S6	10	9:25.044	19.896	55.662	9	80.721
3	12	William MONIE	Suzuki	GSXR600	S6	10	9:26.516	21.368	56.023	3	80.511
4	17	Phil STEWART	Yamaha	R6 600	S6	10	9:34.365	29.217	56.368	5	79.411
5	8	Jon DICKIE	Yamaha	R6 600	S6	10	9:39.102	33.954	56.464	3	78.761
6	11	Patrick FORMAN	Kawasaki	ZX6R 600	S6	10	9:41.135	35.987	57.516	7	78.486
7	28	Paul BOWERBANK	Yamaha	R6 600	S6	10	9:43.959	38.811	57.246	9	78.106
8	87	Steven ALLISON	Kawasaki	ZX6R 600	S6	10	9:45.947	40.799	57.711	4	77.841
9	38	Graeme BARR	Triumph	675R	S6	10	9:47.535	42.387	57.451	5	77.631
10	26	Alan McGREGOR	Kawasaki	ZX6	S6	10	9:47.669	42.521	56.990	3	77.613
11	55	James McLAREN	Suzuki	GSXR600	S6	10	9:50.126	44.978	57.292	10	77.290
12	48	Mark FARRELL	Yamaha	R6 600	S6	10	9:50.796	45.648	57.281	5	77.202
13	58	Barry STEWART	Kawasaki	ZX6R 600	S6	10	9:53.080	47.932	57.546	5	76.905
14	27	Andrew DONALD	Kawasaki	ZX6R 600	S6	10	10:08.952	1:03.804	58.948	3	74.901
15	61	Siobhan FLYNN	Yamaha	R6 600	S6	10	10:14.511	1:09.363	59.006	3	74.223
16	82	Scott SMITH	Suzuki	GSXR600	S6	9	9:06.805	1 Lap	59.321	3	75.072
17	52	John HODGE	Kawasaki	ZX6R	S6	9	9:14.991	1 Lap	59.849	8	73.965
18	92	Christopher SCOTT	Yamaha	R6 600	S6	9	9:15.076	1 Lap	59.991	6	73.954
19	84	Louis ARTHUR	Yamaha	R6 600	S6	9	9:16.020	1 Lap	59.787	9	73.828
20	91	Lewis SHAND	Yamaha	R6 600	S6	9	9:19.225	1 Lap	1:00.380	6	73.405
21	45	Adam SIMPSON	Yamaha	R6	S6	9	9:29.136	1 Lap	59.362	7	72.127
22	23	Graeme MacLEOD	Suzuki	GSXR600	S6	9	9:40.624	1 Lap	1:00.958	9	70.700

### Not classified

DNF	50	Calum JACKSON	Triumph	Daytona 675	S6	4	4:05.514	DNF	58.896	4	74.311
DNF	271	Josh HODGE	Yamaha	R6	S6	3	3:31.660	DNF	1:07.070	2	64.647
DNF	64	Sam MUNRO	Kawasaki	ZX6R 600	S6	1	10:26.783	DNF		0	7.277
DNF	1	Bruce BIRNIE	Kawasaki	ZX6	S6			DNF		0	-
DNS	5	Simon SMAIL	Triumph	Daytona 675R	S6			DNS		0	-
DNS	7	Peter DUNCAN	Triumph	Daytona 675R	S6			DNS		0	-
DNS	179	Jimmy ROTHERY	Triumph	675	S6			DNS		0	-

Margin of Victory	Avg. Speed	Best Lap Tm	Best Speed	Best Lap by
19.896	83.667	53.919	84.592	69 - Rory SKINNER

Clerk of the Course.

Orbits

Sig : Time :

Chief Timekeeper : Ian Sharp (SMART Timing)

 Results available at [www.speedhive.com](http://www.speedhive.com) and [www.smart-timing.co.uk](http://www.smart-timing.co.uk)

Printed: 02/09/2018 10:05:56



KMSC National Motorcycle Racing

KMSC Formula 600

Knockhill 1.267 miles

Race 15 - 2nd Race

02/09/2018 10:15

Race (10 Laps) started at 9:51:06

Lap	Time of Day	Lap Tm	S1	S2	S3	S3Spd	SFSpd
<b>(69) Rory SKINNER</b>							
1	9:52:02.470			20.758	15.426	128.068	120.480
2	9:52:56.515	<b>54.045</b>	17.903	20.723	15.419	127.581	120.265
3	9:53:50.434	<b>53.919</b>	<b>17.866</b>	20.676	15.377	128.068	120.697
4	9:54:44.747	<b>54.313</b>	18.042	20.886	15.385	127.098	120.697
5	9:55:38.868	<b>54.121</b>	18.051	20.648	15.422	127.824	120.265
6	9:56:33.746	<b>54.878</b>	18.007	21.292	15.579	127.581	120.049
7	9:57:27.963	<b>54.217</b>	18.113	20.751	15.353	128.068	120.265
8	9:58:21.891	<b>53.928</b>	17.957	<b>20.627</b>	<b>15.344</b>	<b>129.302</b>	<b>120.915</b>
9	9:59:16.685	<b>54.794</b>	18.262	21.116	15.416	127.824	120.265
10	10:00:11.199	<b>54.514</b>	18.115	20.732	15.667	128.559	106.859

Lap	Time of Day	Lap Tm	S1	S2	S3	S3Spd	SFSpd
<b>(2) Lewis PATERSON</b>							
1	9:52:04.280			21.463	15.941	124.504	117.733
2	9:53:01.126	<b>56.846</b>	18.525	21.651	16.670	124.735	118.565
3	9:53:57.317	<b>56.191</b>	18.672	21.533	15.986	125.905	<b>119.409</b>
4	9:54:53.416	<b>56.099</b>	18.598	21.568	15.933	126.142	118.985
5	9:55:49.781	<b>56.365</b>	18.661	21.512	16.192	<b>127.339</b>	118.775
6	9:56:46.135	<b>56.354</b>	18.606	21.560	16.188	<b>126.380</b>	118.775
7	9:57:42.301	<b>56.166</b>	18.746	21.481	15.939	127.339	119.409
8	9:58:38.507	<b>56.206</b>	18.984	21.419	<b>15.803</b>	125.201	118.985
9	9:59:34.169	<b>55.662</b>	<b>18.463</b>	<b>21.362</b>	15.837	125.670	118.985
10	10:00:31.095	<b>56.926</b>	18.610	21.905	16.411	125.201	113.935

Lap	Time of Day	Lap Tm	S1	S2	S3	S3Spd	SFSpd
<b>(12) William MONIE</b>							
1	9:52:04.454			<b>21.134</b>	16.060	124.735	<b>122.236</b>
2	9:53:00.657	<b>56.203</b>	<b>18.783</b>	21.308	16.112	129.053	120.697
3	9:53:56.680	<b>56.023</b>	18.830	21.335	<b>15.858</b>	127.581	121.352
4	9:54:53.015	<b>56.335</b>	18.831	21.531	15.973	128.313	121.133
5	9:55:49.295	<b>56.280</b>	18.843	21.510	15.927	128.313	121.133
6	9:56:45.734	<b>56.439</b>	18.802	21.519	16.118	128.559	120.915
7	9:57:42.333	<b>56.599</b>	18.832	21.601	16.166	128.559	120.697
8	9:58:39.250	<b>56.917</b>	19.459	21.405	16.053	<b>129.302</b>	120.915
9	9:59:35.623	<b>56.373</b>	18.954	21.467	15.952	128.805	121.572
10	10:00:32.567	<b>56.944</b>	18.879	21.934	16.131	128.068	120.915

Lap	Time of Day	Lap Tm	S1	S2	S3	S3Spd	SFSpd
<b>(17) Phil STEWART</b>							
1	9:52:06.660			21.525	17.224	<b>123.815</b>	113.935
2	9:53:03.614	<b>56.954</b>	19.110	21.716	16.128	121.133	115.504
3	9:54:00.610	<b>56.996</b>	19.122	21.780	16.094	122.014	116.103
4	9:54:57.967	<b>57.357</b>	18.965	22.229	16.163	122.014	116.304
5	9:55:54.335	<b>56.368</b>	18.742	<b>21.511</b>	16.115	122.683	116.506
6	9:56:50.781	<b>56.446</b>	<b>18.715</b>	21.557	16.174	122.014	115.903
7	9:57:47.438	<b>56.657</b>	18.841	21.740	<b>16.076</b>	121.792	116.506
8	9:58:44.788	<b>57.350</b>	18.981	22.093	16.276	122.236	116.506
9	9:59:42.593	<b>57.805</b>	19.487	22.057	16.261	122.459	115.703
10	10:00:40.416	<b>57.823</b>	19.305	22.361	16.157	121.572	<b>116.709</b>

Lap	Time of Day	Lap Tm	S1	S2	S3	S3Spd	SFSpd
<b>(8) Jon DICKIE</b>							
1	9:52:11.161			22.700	17.239	117.940	117.116
2	9:53:08.876	<b>57.715</b>	19.511	22.203	16.001	125.435	<b>119.409</b>
3	9:54:05.340	<b>56.464</b>	<b>18.568</b>	21.935	15.961	124.044	118.565
4	9:55:01.949	<b>56.609</b>	18.751	22.018	<b>15.840</b>	<b>125.905</b>	118.565
5	9:55:58.937	<b>56.988</b>	18.669	22.029	16.290	123.587	117.321
6	9:56:55.479	<b>56.542</b>	18.752	<b>21.814</b>	15.976	123.360	117.116
7	9:57:52.753	<b>57.274</b>	18.880	22.049	16.345	119.196	118.356
8	9:58:50.213	<b>57.460</b>	19.050	22.225	16.185	123.360	117.733
9	9:59:47.387	<b>57.174</b>	18.739	22.124	16.311	123.133	116.709
10	10:00:45.153	<b>57.766</b>	19.281	22.294	16.191	121.352	118.356

Lap	Time of Day	Lap Tm	S1	S2	S3	S3Spd	SFSpd
<b>(11) Patrick FORMAN</b>							
1	9:52:07.639			21.940	17.312	120.049	110.012
2	9:53:06.052	<b>58.413</b>	19.649	22.156	16.608	117.940	111.474
3	9:54:03.782	<b>57.730</b>	19.353	21.972	16.405	119.835	112.033
4	9:55:01.555	<b>57.773</b>	<b>19.104</b>	21.820	16.849	120.049	110.193
5	9:55:59.444	<b>57.889</b>	19.536	<b>21.770</b>	16.583	<b>121.572</b>	112.408
6	9:56:57.033	<b>57.589</b>	19.237	21.952	16.400	120.049	112.786
7	9:57:54.549	<b>57.516</b>	19.195	21.897	16.424	120.265	112.786
8	9:58:52.089	<b>57.540</b>	19.163	21.921	16.456	120.049	113.166
9	9:59:49.641	<b>57.552</b>	19.233	21.901	16.418	120.265	<b>113.357</b>
10	10:00:47.186	<b>57.545</b>	19.304	21.846	<b>16.395</b>	120.697	112.976

Lap	Time of Day	Lap Tm	S1	S2	S3	S3Spd	SFSpd
<b>(28) Paul BOWERBANK</b>							
1	9:52:08.670						
2	9:53:08.775	<b>58.886</b>	20.228	22.111	18.258	<b>124.735</b>	115.504
3	9:54:06.872	<b>58.097</b>	19.173	22.143	16.781	123.360	116.103
4	9:55:04.593	<b>57.721</b>	19.116	22.018	16.587	123.587	114.910
5	9:56:02.013	<b>57.420</b>	19.084	<b>21.729</b>	16.607	124.044	115.305
6	9:56:59.825	<b>57.812</b>	19.065	21.834	16.913	123.360	<b>116.304</b>
7	9:57:57.331	<b>57.506</b>	19.002	21.854	16.650	124.273	116.103
8	9:58:54.902	<b>57.571</b>	19.144	21.873	16.554	123.587	115.703
9	9:59:52.148	<b>57.246</b>	<b>18.873</b>	21.950	<b>16.423</b>	123.587	116.103
10	10:00:50.010	<b>57.862</b>	19.007	22.045	16.810	123.587	115.504

Lap	Time of Day	Lap Tm	S1	S2	S3	S3Spd	SFSpd
<b>(87) Steven ALLISON</b>							
1	9:52:09.889						
2	9:53:08.775	<b>58.886</b>	20.228	22.111	18.258	<b>124.735</b>	115.504
3	9:54:06.872	<b>58.097</b>	19.173	22.143	16.781	123.360	116.103
4	9:55:04.593	<b>57.721</b>	19.116	22.018	16.587	123.587	114.910
5	9:56:02.013	<b>57.420</b>	19.084	<b>21.729</b>	16.607	124.044	115.305
6	9:56:59.825	<b>57.812</b>	19.065	21.834	16.913	123.360	<b>116.304</b>
7	9:57:57.331	<b>57.506</b>	19.002	21.854	16.650	124.273	116.103
8	9:58:54.902	<b>57.571</b>	19.144	21.873	16.554	123.587	115.703
9	9:59:52.148	<b>57.246</b>	<b>18.873</b>	21.950	<b>16.423</b>	123.587	116.103
10	10:00:50.010	<b>57.862</b>	19.007	22.045	16.810	123.587	115.504

Lap	Time of Day	Lap Tm	S1	S2	S3	S3Spd	SFSpd
<b>(87) Steven ALLISON</b>							
1	9:52:08.670						
2	9:53:06.419	<b>57.749</b>	19.104	22.166	<b>16.479</b>	<b>118.775</b>	110.922
3	9:54:04.808	<b>58.389</b>	19.202	22.521	16.666	116.912	111.474
4	9:55:02.519	<b>57.711</b>	18.959	<b>22.084</b>	16.668	118.356	112.033
5	9:56:00.470	<b>57.951</b>	18.890	<b>22.436</b>	16.625	118.565	111.290
6	9:56:59.073	<b>58.603</b>	18.960	23.001	16.642	115.903	111.290
7	9:57:57.547	<b>58.474</b>	19.054	22.561	16.859	118.147	<b>112.220</b>
8	9:58:55.545	<b>57.998</b>	19.101	22.354	16.543	118.775	111.474
9	9:59:53.390	<b>57.845</b>	<b>18.844</b>	22.390	16.611	118.356	111.846
10	10:00:51.998	<b>58.608</b>	19.039	22.701	16.868	117.321	111.290

Lap	Time of Day	Lap Tm	S1	S2	S3	S3Spd	SFSpd
<b>(38) Graeme BARR</b>							
1	9:52:09.534						
2	9:53:09.315	<b>59.781</b>	20.148	22.912	17.184	<b>118.775</b>	110.922
3	9:54:06.873	<b>57.558</b>	19.038	21.994	16.526	<b>126.380</b>	117.321
4	9:55:04.766	<b>57.893</b>	19.612	22.243	<b>16.038</b>	124.504	117.526
5	9:56:02.217	<b>57.451</b>	19.099	22.020	16.332	124.735	117.526
6	9:57:00.696	<b>58.479</b>	1				

## KMSC National Motorcycle Racing

KMSC Formula 600

Knockhill 1.267 miles

Race 15 - 2nd Race

02/09/2018 10:15

Race (10 Laps) started at 9:51:06

Lap	Time of Day	Lap Tm	S1	S2	S3	S3Spd	SFSpd
3	9:54:07.597	57.669	19.193	22.131	16.345	124.273	116.912
4	9:55:05.492	57.895	19.169	22.426	16.300	124.504	116.506
5	9:56:03.038	57.546	18.822	22.278	16.446	124.044	115.903
6	9:57:01.730	58.692	18.982	22.850	16.860	121.792	117.321
7	9:58:00.785	59.055	19.845	22.619	16.591	122.908	116.103
8	9:58:59.541	58.756	19.491	22.685	16.580	122.683	115.903
9	9:59:59.064	59.523	19.277	22.680	17.566	121.352	113.549
10	10:00:59.131	1:00.067	19.683	22.459	17.925	123.587	116.709

Lap	Time of Day	Lap Tm	S1	S2	S3	S3Spd	SFSpd
8	9:59:22.284	1:00.250	20.310	23.154	16.786	120.915	112.408
9	10:00:22.071	59.787	19.935	22.798	17.054	117.733	114.129

(27) Andrew DONALD

(91) Lewis SHAND

1	9:52:12.525		23.393	18.079	120.915	114.323	
2	9:53:12.282	59.757	19.860	22.762	17.135	121.133	114.129
3	9:54:11.230	58.948	19.787	22.298	16.863	122.683	115.903
4	9:55:10.520	59.290	19.685	22.514	17.091	120.265	114.518
5	9:56:10.383	59.863	19.971	22.753	17.139	118.985	112.033
6	9:57:10.058	59.675	20.038	22.763	16.874	118.565	112.976
7	9:58:09.405	59.347	19.879	22.590	16.878	121.133	113.166
8	9:59:08.912	59.507	19.948	22.666	16.893	120.697	113.357
9	10:00:08.078	59.166	19.762	22.662	16.742	121.572	113.549
10	10:01:15.003	1:06.925	21.813	25.045	20.067	103.721	69.904

1	9:52:16.716		24.576	18.825	118.775	114.129	
2	9:53:17.962	1:01.246	20.729	23.316	17.201	120.697	115.703
3	9:54:18.624	1:00.662	20.425	23.044	17.193	121.572	115.305
4	9:55:19.096	1:00.472	20.401	23.100	16.971	122.236	115.305
5	9:56:19.848	1:00.752	20.353	23.075	17.324	121.133	114.518
6	9:57:20.228	1:00.380	20.441	22.981	16.958	122.236	114.714
7	9:58:21.363	1:01.135	20.503	23.331	17.301	120.697	115.305
8	9:59:22.968	1:01.605	20.664	23.301	17.640	118.985	113.742
9	10:00:25.276	1:02.308	20.975	23.888	17.445	119.409	114.714

(61) Siobhan FLYNN

(45) Adam SIMPSON

1	9:52:10.807		23.087	17.024	117.526	116.103	
2	9:53:11.446	1:00.639	20.742	22.772	17.125	122.014	118.356
3	9:54:10.452	59.006	19.577	22.930	16.499	121.133	118.147
4	9:55:09.899	59.447	19.806	22.743	16.898	120.049	116.912
5	9:56:09.636	59.737	19.794	23.307	16.636	121.352	117.526
6	9:57:08.799	59.163	19.752	22.850	16.561	121.572	116.912
7	9:58:08.353	59.554	19.767	23.026	16.761	120.049	115.504
8	9:59:08.418	1:00.065	19.705	22.987	17.373	120.265	114.518
9	10:00:07.778	59.360	19.756	22.793	16.811	120.049	116.506
10	10:01:20.562	1:12.784	21.450	26.454	24.880	98.254	29.589

(23) Graeme MacLEOD

(82) Scott SMITH

1	9:52:13.275		23.951	17.907	117.733	111.846	
2	9:53:14.919	1:01.644	20.379	23.963	17.302	116.912	110.193
3	9:54:14.240	59.321	19.598	22.821	16.902	117.733	111.290
4	9:55:14.177	59.937	19.655	23.108	17.174	117.526	110.012
5	9:56:14.133	59.956	19.587	23.152	17.217	117.116	110.739
6	9:57:13.890	59.757	19.566	23.215	16.976	116.912	110.922
7	9:58:13.818	59.928	19.726	23.168	17.034	117.733	110.556
8	9:59:13.438	59.620	19.840	22.923	16.857	119.621	111.474
9	10:00:12.856	59.418	19.220	22.718	17.480	117.526	106.859

(50) Calum JACKSON

(52) John HODGE

1	9:52:18.266		24.851	20.438	115.703	109.832	
2	9:53:19.429	1:01.163	20.556	23.514	17.093	118.565	111.660
3	9:54:19.586	1:00.157	20.107	23.102	16.948	118.985	111.846
4	9:55:19.792	1:00.206	19.829	23.432	16.945	118.356	110.012
5	9:56:20.282	1:00.490	20.111	23.149	17.230	118.775	111.660
6	9:57:20.863	1:00.581	20.528	22.893	17.160	119.196	110.193
7	9:58:21.155	1:00.292	20.296	23.201	16.795	119.409	110.193
8	9:59:21.004	59.849	20.561	22.523	16.765	117.526	110.739
9	10:00:21.042	1:00.038	20.123	22.651	17.264	117.940	111.660

(271) Josh HODGE

(92) Christopher SCOTT

1	9:52:15.958		24.537	18.383	120.915	113.742	
2	9:53:16.639	1:00.681	20.451	23.116	17.114	120.049	114.518
3	9:54:17.543	1:00.904	20.444	23.187	17.273	120.480	113.357
4	9:55:17.688	1:00.145	20.334	22.901	16.910	121.572	113.935
5	9:56:17.737	1:00.049	20.115	22.782	17.152	120.697	113.357
6	9:57:17.728	59.991	20.141	22.874	16.976	121.572	114.129
7	9:58:18.827	1:01.099	20.322	23.131	17.646	119.621	111.660
8	9:59:19.377	1:00.550	20.191	23.165	17.194	120.915	114.323
9	10:00:21.127	1:01.750	20.634	23.561	17.555	120.049	112.408

(64) Sam MUNRO

(84) Louis ARTHUR

1	9:52:17.630		24.796	19.340	118.775	110.012	
2	9:53:19.554	1:01.924	20.958	23.269	17.697	116.506	110.556
3	9:54:20.131	1:00.577	20.290	23.247	17.040	116.912	112.408
4	9:55:20.106	59.975	19.781	23.145	17.049	117.940	110.374
5	9:56:21.070	1:00.964	20.271	23.081	17.612	121.352	111.846
6	9:57:21.604	1:00.534	20.109	23.181	17.244	118.565	111.474
7	9:58:22.034	1:00.430	19.945	22.971	17.514	119.196	110.556

Clerk of the Course.

Orbits

Sig : Time :  
Chief Timekeeper : Ian Sharp (SMART Timing)

Results available at [www.speedhive.com](http://www.speedhive.com) and [www.smart-timing.co.uk](http://www.smart-timing.co.uk)



## KMSC National Motorcycle Racing

## Lapchart

**KMSC Formula 600**

**Knockhill 1.267 miles**

**Race 15 - 2nd Race**

**02/09/2018 10:15**

**Race (10 Laps) started at 9:51:06**

Competitors	Laps									
	1	2	3	4	5	6	7	8	9	10
Rory SKINNER (69)	1	69	69	69	69	69	69	69	69	69
Lewis PATERSON (2)	2	2	12	12	12	12	2	2	2	2
William MONIE (12)	3	12	2	2	2	2	12	12	12	12
Phil STEWART (17)	4	17	17	17	17	17	17	17	17	17
Patrick FORMAN (11)	5	11	11	11	8	8	8	8	8	8
Steven ALLISON (87)	6	87	87	87	8	11	11	11	11	11
Graeme BARR (38)	7	38	28	8	87	87	87	28	28	28
Paul BOWERBANK (28)	8	28	8	28	28	28	87	87	87	87
Barry STEWART (58)	9	58	38	38	38	38	38	38	38	38
Siobhan FLYNN (61)	10	61	58	58	58	26	26	26	26	26
Jon DICKIE (8)	11	8	26	26	26	26	58	58	58	48
Alan McGREGOR (26)	12	26	61	48	48	48	48	48	55	48
Andrew DONALD (27)	13	27	48	61	61	55	55	55	55	58
Calum JACKSON (50)	14	50	27	27	27	61	61	61	61	27
Mark FARRELL (48)	15	48	50	55	55	27	27	27	27	61
Scott SMITH (82)	16	82	55	50	50	82	82	45	82	82
James McLAREN (55)	17	55	82	82	82	45	45	82	45	52
Adam SIMPSON (45)	18	45	45	45	45	92	92	92	92	92
Christopher SCOTT (92)	19	92	92	92	92	91	91	52	52	84
Lewis SHAND (91)	20	91	91	91	91	52	52	91	84	91
Louis ARTHUR (84)	21	84	52	52	52	84	84	84	91	45
John HODGE (52)	22	52	84	84	84	23	23	23	23	23
Josh HODGE (271)	23	271	271	23	23					
Graeme MacLEOD (23)	24	23	23	271						
Sam MUNRO (64)	25	64								
-	26									
-	27									
-	28									
-	29									

Clerk of the Course.

Sig : Time :

Chief Timekeeper : Ian Sharp (SMART Timing)

Results available at [www.speedhive.com](http://www.speedhive.com) and [www.smart-timing.co.uk](http://www.smart-timing.co.uk)

Printed: 02/09/2018 10:07:33

Orbits



# Race Results

## KMSC National Motorcycle Racing

Sorted on Laps

KMSC CB500's

Knockhill 1.267 miles

Race 16 - 2nd Race

02/09/2018 10:35

Race (10 Laps) started at 10:07:24

Pos	No.	Name	Make/Model	CC	Class	Laps	Total Tm	Diff	Best Tm	In Lap	Avg. Speed
1	144	Keith SHEPHERD	Honda	CB500	CB	10	10:41.158		1:02.589	9	71.138
2	23	Ross McCLEARY	Honda	CB500	CB	10	10:44.031	2.873	1:02.553	7	70.821
3	87	Jodie CHALK	Honda	CB500	CB	10	10:50.043	8.885	1:03.882	10	70.166
4	13	Andrew BARTON	Honda	CB500	CB	10	10:50.077	8.919	1:03.775	3	70.162
5	48	Allan BROOKBANKS	Honda	CB500	CB	10	10:55.846	14.688	1:04.213	8	69.545
6	47	Steve KAIN	Honda	CB500	CB	10	10:56.707	15.549	1:04.199	10	69.454
7	26	Raymond REID	Honda	CB500	CB	10	10:56.720	15.562	1:04.737	6	69.453
8	7	Colvin DENHOLM	Honda	CB500	CB	10	11:04.489	23.331	1:04.802	5	68.641
9	31	Mark NIMMO	Honda	CB500	CB	10	11:04.643	23.485	1:05.488	5	68.625
10	35	Daryn PETERS	Honda	CB500	CB	10	11:11.889	30.731	1:05.339	8	67.885
11	114	Martin CURRAH	Honda	CB500	CB	10	11:13.895	32.737	1:05.839	9	67.683
12	101	Colin MOONEY	Honda	CB500	CB	10	11:13.955	32.797	1:06.571	2	67.677
13	126	Martin BULMAN	Honda	CB500	CB	10	11:17.907	36.749	1:06.291	8	67.282
14	73	Fraser CAMERON	Honda	CB500	CB	10	11:26.446	45.288	1:06.328	9	66.445
15	58	Ross ALLAN	Honda	CB500	CB	10	11:33.218	52.060	1:07.138	9	65.796
16	222	Colin READ	Honda	CB500	CB	10	11:33.705	52.547	1:07.543	10	65.750
17	57	Chris MANAGHAN	Honda	CB500	CB	10	11:36.260	55.102	1:07.502	3	65.508
18	55	Allan McCLEARY	Honda	CB500	CB	9	10:41.871	1 Lap	1:09.902	6	63.953
19	0	Alex McGUINNESS	Honda	CB500	CB	9	10:43.485	1 Lap	1:06.754	9	63.793
20	8	Cameron STEWART	Honda	CB500	CB	9	10:58.608	1 Lap	1:10.588	8	62.328
21	16	Gerry KEIRNAN	Honda	CB500	CB	9	11:05.578	1 Lap	1:11.115	9	61.675
Not classified											
DNF	125	Alan TAYLOR	Honda	CB500	CB	9	10:40.398	DNF	1:08.108	8	64.100
DNF	96	Andrew KIRKWOOD	Honda	CB500	CB	7	8:26.028	DNF	1:10.721	3	63.095
DNF	88	Kevin LIDDLE	Honda	CB500	CB	4	5:10.955	DNF	1:14.037	3	58.672

Margin of Victory	Avg. Speed	Best Lap Tm	Best Speed	Best Lap by
2.873	71.138	1:02.553	72.916	23 - Ross McCLEARY

Clerk of the Course.

Orbits

 Sig : Time :  
 Chief Timekeeper : Ian Sharp (SMART Timing)

 Results available at [www.speedhive.com](http://www.speedhive.com) and [www.smart-timing.co.uk](http://www.smart-timing.co.uk)

Printed: 02/09/2018 10:21:24



## KMSC National Motorcycle Racing

KMSC CB500's

Knockhill 1.267 miles

Race 16 - 2nd Race

02/09/2018 10:35

Race (10 Laps) started at 10:07:24

Lap	Time of Day	Lap Tm	S1	S2	S3	S3Spd	SFSpd	Lap	Time of Day	Lap Tm	S1	S2	S3	S3Spd	SFSpd
(144) Keith SHEPHERD								(7) Colvin DENHOLM							
1	10:08:31.597			25.007	18.696	97.257	91.552	1	10:08:33.773				18.877	94.518	88.767
2	10:09:37.143	1:05.546	21.910	24.940	18.696	97.682	91.303	2	10:09:39.064	1:05.291			18.757	95.053	87.837
3	10:10:41.712	1:04.569	21.484	24.496	18.589	98.833	92.054	3	10:10:44.197	1:05.133			18.430	95.323	89.002
4	10:11:45.385	1:03.673	21.208	24.144	18.321	96.697	90.564	4	10:11:49.286	1:05.089			18.462	95.053	88.767
5	10:12:48.699	1:03.314	21.131	23.985	18.198	96.976	92.818	5	10:12:54.115	1:04.829			18.466	95.731	89.716
6	10:13:52.054	1:03.355			18.301	95.868	90.442	6	10:13:58.852	1:04.737			18.418	96.143	89.716
7	10:14:55.275	1:03.221		24.187	18.154	96.419	90.198	7	10:15:04.452	1:05.600			18.711	95.053	89.120
8	10:15:59.090	1:03.815	21.778	23.781	18.256	97.682	91.055	8	10:16:09.322	1:04.870			18.623	95.323	88.299
9	10:17:01.679	1:02.589	20.666	23.861	18.062	95.188	90.809	9	10:17:16.064	1:06.742			18.564	94.385	88.649
10	10:18:05.308	1:03.629	21.255	24.136	18.238	97.257	91.055	10	10:18:20.870	1:04.806			18.719	97.967	87.722
(23) Ross McCLEARY								(31) Mark NIMMO							
1	10:08:32.525			25.158	19.033	94.785	88.884	1	10:08:36.546				25.877	19.548	92.818
2	10:09:37.694	1:05.169	21.416	24.904	18.849	95.731	88.532	2	10:09:42.578	1:06.032	21.992	24.908	19.132	94.785	89.239
3	10:10:42.254	1:04.560	21.306	24.548	18.706	96.143	89.120	3	10:10:47.893	1:05.315	21.759	24.731	18.825	95.595	89.358
4	10:11:46.943	1:04.689	21.272	24.661	18.756	96.143	88.183	4	10:11:54.140	1:06.247	22.205	25.136	18.906	95.323	88.532
5	10:12:51.490	1:04.547	21.230	24.731	18.586	95.731	89.358	5	10:12:58.942	1:04.802	21.721	24.302	18.779	96.281	89.239
6	10:13:55.142	1:03.652	21.277	24.078	18.297	95.188	89.120	6	10:14:04.540	1:05.598			19.132	94.785	89.002
7	10:14:57.695	1:02.553	20.871	23.478	18.204	96.558	88.068	7	10:15:10.583	1:06.043		25.183	19.005	94.518	87.952
8	10:16:02.342	1:04.647	21.339	24.941	18.367	96.281	88.884	8	10:16:16.485	1:05.902	21.628	25.170	19.104	95.188	88.767
9	10:17:05.319	1:02.977	20.969	23.715	18.293	95.459	88.532	9	10:17:22.035	1:05.550	21.807	24.879	18.864	95.459	88.299
10	10:18:08.181	1:02.862	20.816	23.782	18.264	96.281	87.952	10	10:18:28.639	1:06.604			18.990	93.726	88.299
(87) Jodie CHALK								(35) Daryn PETERS							
1	10:08:31.305			24.941	18.760	96.005	90.686	1	10:08:35.981				25.830	19.394	93.335
2	10:09:36.770	1:05.465	21.879	24.852	18.734	96.419	91.427	2	10:09:42.141	1:06.160	22.236	24.820	19.104	94.385	88.299
3	10:10:41.561	1:04.791	21.540	24.633	18.618	96.697	91.179	3	10:10:47.749	1:05.608	21.842	24.659	19.107	95.868	89.358
4	10:11:46.441	1:04.880	21.715	24.683	18.482	96.976	91.055	4	10:11:53.756	1:06.007	22.094	25.018	18.895	93.465	86.590
5	10:12:51.113	1:04.672	21.512	24.673	18.487	96.281	90.932	5	10:12:59.244	1:05.488	21.729	24.460	19.299	93.465	88.183
6	10:13:56.318	1:05.205	21.825	24.805	18.575	96.836	91.552	6	10:14:05.112	1:05.868	21.835	24.955	19.078	93.465	87.380
7	10:15:00.865	1:04.547	21.398	24.516	18.633	96.558	90.809	7	10:15:10.966	1:05.854	21.813	24.935	19.106	94.120	87.040
8	10:16:06.237	1:05.372	21.601	24.740	19.031	97.399	90.442	8	10:16:16.992	1:06.026	21.903	25.146	18.977	92.435	86.590
9	10:17:10.311	1:04.074	21.371	24.336	18.367	98.398	91.055	9	10:17:23.001	1:06.009	21.916	24.961	19.132	92.562	85.706
10	10:18:14.193	1:03.882	21.098	24.253	18.531	97.967	90.442	10	10:18:28.793	1:05.792	21.593	25.269	18.930	92.054	84.946
(13) Andrew BARTON								(114) Martin CURRAH							
1	10:08:31.839			25.256	18.515	93.857	90.809	1	10:08:41.737				29.415	19.734	94.120
2	10:09:36.368	1:04.529	21.582	24.656	18.291	93.857	88.884	2	10:09:49.287	1:07.550	22.006	25.843	19.701	94.785	87.837
3	10:10:40.143	1:03.775	21.149	24.187	18.439	95.188	88.649	3	10:10:54.807	1:05.520	21.561	24.636	19.323	95.459	88.767
4	10:11:44.113	1:03.970	21.106	24.190	18.674	94.385	87.952	4	10:12:01.036	1:06.229	21.882	25.114	19.233	93.595	89.002
5	10:12:48.540	1:04.427	21.293	24.191	18.943	93.205	87.380	5	10:13:07.553	1:06.517	22.049	25.190	19.278	96.143	87.608
6	10:13:52.782	1:04.242	21.475	24.028	18.739	94.252	88.884	6	10:14:13.039	1:05.486	21.624	24.559	19.303	94.252	87.608
7	10:14:57.147	1:04.365	21.555	24.055	18.755	94.785	86.590	7	10:15:19.127	1:06.088	21.565	25.415	19.108	96.005	87.952
8	10:16:02.877	1:05.730	21.510	25.074	19.146	94.120	87.722	8	10:16:24.466	1:05.339	21.858	24.284	19.197	94.518	88.299
9	10:17:08.527	1:05.650	21.875	24.828	18.947	94.385	87.952	9	10:17:30.429	1:05.963	22.108	25.069	18.786	93.076	86.814
10	10:18:14.227	1:05.700	22.015	24.280	19.405	94.518	87.153	10	10:18:36.039	1:05.610	21.341	24.549	19.720	93.335	84.412
(48) Allan BROOKBANKS								(101) Colin MOONEY							
1	10:08:36.045			25.973	19.118	92.818	90.686	1	10:08:37.353				26.097	19.359	94.919
2	10:09:41.122	1:05.077	21.511	24.721	18.845	96.281	90.442	2	10:09:44.473	1:07.120	22.538	25.341	19.241	96.143	89.120
3	10:10:46.615	1:05.493	22.026	24.875	18.592	95.053	89.716	3	10:10:51.762	1:07.289	21.991	26.129	19.169	95.323	90.198
4	10:11:51.124	1:04.509	21.207	24.737	18.565	96.005	90.077	4	10:11:58.617	1:06.855	22.280	25.287	19.288	96.143	90.077
5	10:12:55.660	1:04.536	21.489	24.648	18.399	96.281	91.055	5	10:13:05.673	1:07.056	22.410	25.411	19.235	94.518	89.596
6	10:14:00.859	1:05.199	21.431	24.964	18.804	96.143	90.686	6	10:14:12.180	1:06.507	22.159	25.237	19.111	93.988	90.077
7	10:15:05.907	1:05.048	21.662	24.708	18.678	95.053	89.239	7	10:15:19.167	1:06.987	22.190	25.493	19.304	95.188	91.179
8	10:16:10.120	1:04.213	21.213	24.371	18.629	95.959	89.836	8	10:16:25.756	1:06.589	22.306	25.315	18.968	94.651	91.055
9	10:17:15.180	1:05.060	21.246	25.229	18.585	94.120	89.239	9	10:17:31.595	1:05.839	21.946	25.079	18.814	95.323	91.677
10	10:18:19.996	1:04.816	21.715	24.321	18.780	94.919	89.002	10	10:18:38.045	1:06.450	22.041	25.446	18.963	96.143	90.320
(47) Steve KAIN								(126) Martin BULMAN							
1	10:08:34.569			25.892	18.824	96.697	91.677	1	10:08:33.949				25.638	19.123	92.562
2	10:09:40.422	1:05.853	22.049	25.351	18.453	95.731	92.181	2	10:09:40.520	1:06.571	22.042	25.367	19.162	92.435	86.590
3	10:10:45.871	1:05.449	21.970	25.056	18.423	98.254	91.552	3	10:10:47.494	1:06.974	22.400	25.536	19.038	93.726	88.416
4	10:11:50.718	1:04.847	21.600	24.823	18.424	97.399	90.809	4	10:11:54.817	1:07.323	21.975	25.742	19.606	92.308	87.952
5	10:12:55.289	1:04.571	21.739	24.563	18.269	97.967	91.677	5	10:13:01.839	1:07.022	22.028	25.552	19.442	92.308	86.927
6	10:14:00.699	1:05.410	21.579	24.984	18.847	96.836	90.932	6	10:14:08.837	1:06.998	21.946	25.585	19.467	92.435	87.040
7	10:15:06.359	1:05.660	22.052	25.122	18.486	97.257	91.552	7	10:15:16.367	1:07.530	22.337	25.649	19.544	91.802	86.479
8	10:16:10.914	1:04.555	21.423	24.515	18.617	98.111	90.809	8	10:16:23.805	1:07.438	22.095	25.792	19.551	91.427	86.368
9	10:17:16.658	1:05.744	21.470	25.620	18.654	96.836	90.809	9	10:17:31.120	1:07.315	22.415	25.802	19.098	93.465	87.266
10	10:18:20.857	1:04.199	21.446	24.392	18.361	98.833	90.809	10	10:18:38.105	1:06.985	21.943	25.476	19.566	92.435	86.146
(26) Raymond REID								(101) Colin MOONEY							
1	10:08:33.949			25.638	19.123	92.562	88.649	1	10:08:33.949				25.638	19.123	92.562
2	10:09:40.520	1:06.571	22.042	25.367	19.162	92.435	86.590	2	10:09:40.520	1:06.571	22.042	25.367	19.162	92.435	86.590
3	10:10:47.494	1:06.974	22.400	25.536	19.038	93.726	88.416	3	10:10:47.494	1:06.974	22.400	25.536	19.038	93.726	88.416
4	10:11:54.817	1:07.323	21.975	25.742	19.606	92.308	87.952	4	10:11:54.817	1:07.323	21.975	25.742	19.606	92.308	87.952
5	10:13:01.839	1:07.022	22.028	25.552	19.442	92.308	86.927	5							



## KMSC National Motorcycle Racing

### KMSC CB500's

Knockhill 1.267 miles

### Race 16 - 2nd Race

02/09/2018 10:35

### Race (10 Laps) started at 10:07:24

Lap	Time of Day	Lap Tm	S1	S2	S3	S3Spd	SFSpd
3	10:10:53.278	<b>1:07.406</b>	22.317	25.681	19.408	92.181	87.040
4	10:12:00.677	<b>1:07.399</b>	22.256	25.607	19.536	91.928	85.925
5	10:13:07.767	<b>1:07.090</b>	22.225	25.277	19.588	92.690	86.590
6	10:14:15.628	<b>1:07.861</b>	22.606	25.839	19.416	91.427	86.590
7	10:15:22.419	<b>1:06.791</b>	22.063	25.308	19.420	92.054	84.839
8	10:16:28.710	<b>1:06.291</b>	22.085	<b>25.014</b>	<b>19.192</b>	92.308	86.257
9	10:17:35.011	<b>1:06.301</b>	<b>22.013</b>	25.048	19.240	92.562	86.257
10	10:18:42.057	<b>1:07.046</b>	22.075	25.422	19.549	91.427	85.815

Lap	Time of Day	Lap Tm	S1	S2	S3	S3Spd	SFSpd
6	10:14:45.727	<b>1:09.203</b>	22.960	26.324	19.919	91.179	<b>86.927</b>
7	10:15:53.555	<b>1:07.828</b>	22.359	25.776	19.693	91.552	86.479
8	10:17:00.881	<b>1:07.326</b>	<b>22.323</b>	25.590	19.413	92.562	86.702
9	10:18:07.635	<b>1:06.754</b>	22.458	<b>25.028</b>	<b>19.268</b>	<b>92.690</b>	86.479

#### (73) Fraser CAMERON

1	10:08:42.274			28.002	20.394	91.802	86.590
2	10:09:51.231	<b>1:08.957</b>	23.002	26.370	19.585	92.562	86.927
3	10:10:59.913	<b>1:08.682</b>	23.068	26.011	19.603	<b>94.252</b>	87.380
4	10:12:07.040	<b>1:07.127</b>	22.474	25.494	19.159	93.726	87.040
5	10:13:14.030	<b>1:06.990</b>	22.424	25.323	19.243	92.308	87.266
6	10:14:21.963	<b>1:07.933</b>	22.539	25.712	19.682	92.947	87.153
7	10:15:30.104	<b>1:08.141</b>	22.275	26.532	19.334	92.690	<b>88.068</b>
8	10:16:36.632	<b>1:06.528</b>	22.293	25.177	<b>19.058</b>	93.076	86.479
9	10:17:42.960	<b>1:06.328</b>	22.325	<b>24.909</b>	19.094	92.818	87.494
10	10:18:50.596	<b>1:07.636</b>	<b>22.254</b>	25.465	19.917	93.726	82.341

#### (8) Cameron STEWART

1	10:08:44.115					28.485	21.026	84.732	79.136
2	10:09:56.503	<b>1:12.388</b>	24.825	<b>26.556</b>	21.007	82.951	78.214		
3	10:11:08.176	<b>1:11.673</b>	23.438	27.307	20.928	83.675	<b>79.985</b>		
4	10:12:22.372	<b>1:14.196</b>	24.039	28.141	22.016	83.054	72.785		
5	10:13:35.915	<b>1:13.543</b>	24.156	28.019	21.368	77.941	78.580		
6	10:14:48.697	<b>1:12.782</b>	24.190	27.372	21.220	83.675	78.857		
7	10:16:01.099	<b>1:12.402</b>	23.784	27.400	21.218	81.441	76.172		
8	10:17:11.687	<b>1:10.588</b>	23.445	26.658	<b>20.485</b>	<b>85.162</b>	79.890		
9	10:18:22.758	<b>1:11.071</b>	<b>22.756</b>	26.832	21.483	77.313	77.402		

#### (16) Gerry KEIRNAN

1	10:08:46.293					29.671	21.414	89.120	87.153
2	10:10:01.427	<b>1:15.134</b>	25.271	28.791	21.072	89.596	86.702		
3	10:11:15.062	<b>1:13.635</b>	24.919	28.246	20.470	90.932	<b>87.952</b>		
4	10:12:29.080	<b>1:14.018</b>	24.684	28.754	20.580	91.802	86.927		
5	10:13:41.801	<b>1:12.721</b>	24.032	27.980	20.709	91.677	86.368		
6	10:14:54.105	<b>1:12.304</b>	23.569	27.951	20.784	91.427	86.368		
7	10:16:06.985	<b>1:12.880</b>	24.036	28.072	20.772	89.716	87.380		
8	10:17:18.613	<b>1:11.628</b>	<b>23.395</b>	28.136	20.097	<b>94.252</b>	87.380		
9	10:18:29.728	<b>1:11.115</b>	23.629	<b>27.493</b>	<b>19.993</b>	91.552	86.590		

#### (125) Alan TAYLOR

1	10:08:45.619					29.243	20.555	91.802	<b>87.494</b>
2	10:09:57.892	<b>1:12.273</b>	24.889	27.213	20.171	91.055	85.706		
3	10:11:08.471	<b>1:10.579</b>	23.725	26.609	20.245	92.690	85.162		
4	10:12:18.332	<b>1:09.861</b>	23.459	26.508	19.894	92.562	86.927		
5	10:13:28.241	<b>1:09.909</b>	23.287	26.630	19.992	92.308	86.479		
6	10:14:37.509	<b>1:09.268</b>	22.950	25.949	20.369	<b>94.385</b>	87.380		
7	10:15:47.651	<b>1:10.142</b>	23.338	26.803	20.001	92.690	87.380		
8	10:16:55.759	<b>1:08.108</b>	<b>22.703</b>	<b>25.795</b>	<b>19.610</b>	93.205	86.702		
9	10:18:04.548	<b>1:08.789</b>	22.861	26.261	19.667	94.252	86.590		

#### (96) Andrew KIRKWOOD

1	10:08:41.435					27.950	20.101	91.677	85.379
2	10:09:52.160	<b>1:10.725</b>	23.520	27.124	<b>20.081</b>	<b>91.928</b>	<b>86.146</b>		
3	10:11:02.881	<b>1:10.721</b>	<b>23.182</b>	27.281	20.258	90.809	85.815		
4	10:12:14.497	<b>1:11.616</b>	23.440	27.522	20.654	90.932	85.379		
5	10:13:25.254	<b>1:10.757</b>	23.330	27.123	20.304	91.055	85.054		
6	10:14:37.179	<b>1:11.925</b>	24.070	27.465	20.390	89.120	84.625		
7	10:15:50.178	<b>1:12.999</b>	23.358	<b>27.030</b>	22.611	90.932	35.906		

#### (88) Kevin LIDDLE

1	10:08:44.531					28.876	20.837	92.947	<b>87.040</b>
2	10:10:00.181	<b>1:15.650</b>	26.325	28.539	20.786	<b>93.465</b>	86.257		
3	10:11:14.218	<b>1:14.037</b>	25.378	<b>28.289</b>	<b>20.370</b>	92.435	85.815		
4	10:12:35.105	<b>1:20.887</b>	<b>25.065</b>	29.283	26.539	81.639	41.348		

#### (222) Colin READ

1	10:08:40.513			28.295	19.837	89.836	84.732
2	10:09:49.991	<b>1:09.478</b>	22.660	26.872	19.946	91.552	84.732
3	10:11:00.455	<b>1:10.464</b>	23.532	26.735	20.197	90.809	85.270
4	10:12:09.744	<b>1:09.289</b>	22.926	26.686	19.677	<b>92.181</b>	85.596
5	10:13:18.652	<b>1:08.908</b>	22.755	26.358	19.795	91.928	85.270
6	10:14:26.990	<b>1:08.338</b>	23.165	25.819	19.354	91.179	<b>86.146</b>
7	10:15:34.877	<b>1:07.887</b>	22.513	25.681	19.693	90.932	85.162
8	10:16:42.750	<b>1:07.873</b>	23.098	<b>25.405</b>	19.370	91.677	84.839
9	10:17:50.312	<b>1:07.562</b>	22.644	25.411	19.507	91.427	84.732
10	10:18:57.855	<b>1:07.543</b>	<b>22.343</b>	25.943	<b>19.257</b>	91.179	85.270

#### (57) Chris MANAGHAN

1	10:08:38.424				19.797	<b>94.785</b>	<b>87.722</b>
2	10:09:47.022	<b>1:08.598</b>			19.630	93.465	86.146
3	10:10:54.524	<b>1:07.502</b>			<b>19.419</b>	92.690	86.814
4	10:12:03.078	<b>1:08.554</b>			19.799	92.054	86.814
5	10:13:11.739	<b>1:08.661</b>			19.569	93.335	86.927
6	10:14:20.971	<b>1:09.232</b>	<b>22.857</b>	<b>26.354</b>	20.021	92.435	86.368
7	10:15:30.126	<b>1:09.155</b>			20.226	91.928	84.732
8	10:16:38.902	<b>1:08.776</b>			19.818	93.335	85.815
9	10:17:48.206	<b>1:09.304</b>			20.160	91.677	84.839
10	10:18:57.410	<b>1:12.204</b>			20.588	92.181	84.625

#### (55) Allan McCLEARY

1	10:08:42.261					28.425	20.068	92.435	<b>86.035</b>
2	10:09:52.583	<b>1:10.322</b>	23.679	26.646	19.997	<b>92.690</b>	85.379		
3	10:11:03.696	<b>1:11.113</b>	24.013	27.027	20.073	91.427	86.035		
4	10:12:14.032	<b>1:10.336</b>	23.379	26.932	20.025	90.932	84.732		
5	10:13:24.196	<b>1:10.164</b>	23.395	<b>26.632</b>	20.137	90.564	84.946		
6	10:14:34.098	<b>1:09.902</b>	<b>23.227</b>	26.693	19.982	90.320	84.732		
7	10:15:44.688	<b>1:10.590</b>	23.452	26.730	20.408	90.442	84.839		
8	10:16:54.606	<b>1:09.918</b>	23.311	26.737	<b>19.870</b>	90.686	84.625		
9	10:18:06.021	<b>1:11.415</b>	23.387	26.779	21.249	90.320	85.379		

#### (0) Alex McGUINNESS

1	10:08:45.745			28.997	21.266	91.055	86.479
2	10:10:00.252	<b>1:14.507</b>	25.354	27.949	21.204	90.442	84.518
3	10:11:14.588	<b>1:14.336</b>	25.644	27.905	20.787	90.442	86.035
4	10:12:26.199	<b>1:11.611</b>	24.174	26.986	20.451	91.179	85.379
5	10:13:36.524	<b>1:10.325</b>	23.810	26.262	20.253	91.179	86.257

Clerk of the Course.

Sig : Time :

Chief Timekeeper : Ian Sharp (SMART Timing)

Results available at www.speedhive.com and www.smart-timing.co.uk

Printed: 02/09/2018 10:21:45

Orbits



## KMSC National Motorcycle Racing

## Lapchart

**KMSC CB500's**
**Knockhill 1.267 miles**
**Race 16 - 2nd Race**
**02/09/2018 10:35**
**Race (10 Laps) started at 10:07:24**

Competitors	Laps										
	1	2	3	4	5	6	7	8	9	10	
Jodie CHALK (87)	1	87	13	13	13	13	144	144	144	144	144
Keith SHEPHERD (144)	2	144	87	87	144	144	13	13	23	23	23
Andrew BARTON (13)	3	13	144	144	87	87	23	23	13	13	87
Ross McCLEARY (23)	4	23	23	23	23	23	87	87	87	87	13
Raymond REID (26)	5	26	26	26	26	26	26	26	26	48	48
Colin MOONEY (101)	6	101	47	47	47	47	47	48	48	26	47
Steve KAIN (47)	7	47	101	48	48	48	48	47	47	47	26
Mark NIMMO (31)	8	31	48	101	31	7	7	7	7	7	7
Allan BROOKBANKS (48)	9	48	31	31	7	31	31	31	31	31	31
Colvin DENHOLM (7)	10	7	7	7	101	101	101	101	101	35	35
Martin CURRAH (114)	11	114	114	114	114	114	114	35	35	101	114
Martin BULMAN (126)	12	126	126	126	126	35	35	114	114	114	101
Chris MANAGHAN (57)	13	57	57	57	35	126	126	126	126	126	126
Colin READ (222)	14	222	35	35	57	57	57	73	73	73	73
Andrew KIRKWOOD (96)	15	96	222	73	73	73	73	57	57	57	58
Daryn PETERS (35)	16	35	73	222	58	58	58	222	58	58	222
Allan McCLEARY (55)	17	55	96	58	222	222	222	58	222	222	57
Fraser CAMERON (73)	18	73	58	96	55	55	55	55	55	125	
Ross ALLAN (58)	19	58	55	55	96	96	96	125	125	55	
Cameron STEWART (8)	20	8	8	8	125	125	125	96	0	0	
Kevin LIDDLE (88)	21	88	125	125	8	8	0	0	8	8	
Alan TAYLOR (125)	22	125	88	88	0	0	8	8	16	16	
Alex McGUINNESS (0)	23	0	0	0	16	16	16	16			
Gerry KEIRNAN (16)	24	16	16	16	88						

**Clerk of the Course.**
**Orbits**

**Sig :** \_\_\_\_\_ **Time :** \_\_\_\_\_  
**Chief Timekeeper : Ian Sharp (SMART Timing)**  
**Results available at [www.speedhive.com](http://www.speedhive.com) and [www.smart-timing.co.uk](http://www.smart-timing.co.uk)**



# Race Results

## KMSC National Motorcycle Racing

Sorted on Laps

KMSC 125's &amp; KMSC Formula 400's

Knockhill 1.267 miles

Race 17 - 3rd Race

02/09/2018 10:55

Race (10 Laps) started at 10:25:12

Pos	No.	Name	Make/Model	CC	Class	Laps	Total Tm	Diff	Best Tm	In Lap	Avg. Speed
1	58	James McLAREN	Suzuki	GSXR600	F400	10	10:37.324		1:01.704	9	71.566
2	69	Mark BOWRAN	Kawasaki	ZXR400	F400	10	10:38.648	1.324	1:01.665	10	71.418
3	118	Rod WALKER	Kawasaki	ZXR400	F400	10	10:42.690	5.366	1:02.922	10	70.969
4	22	Ross MAGUIRE	Aprilia	RS125	F125	10	10:54.335	17.011	1:04.338	4	69.706
5	55	Owen PATERSON	Aprilia	RS125	F125	10	11:03.371	26.047	1:04.662	9	68.756
6	122	Logan TURNER	Aprilia	RS125	F125	10	11:03.716	26.392	1:04.812	9	68.721
7	12	Jimmy MUIR	Aprilia	RS125	F125	10	11:22.851	45.527	1:07.321	2	66.795
8	99	Marc GIBSON	Kawasaki	ZXR400	F400	10	11:30.488	53.164	1:04.169	2	66.056
9	78	Ana De SOUZA	Kawasaki	ZX6	S6	10	11:39.591	1:02.267	1:08.403	10	65.197
10	179	Jimmy ROTHERY	Yamaha	FZR400	F400	10	11:42.320	1:04.996	1:07.972	9	64.943
11	590	Ian AITKEN	Suzuki	GSXR 400	F400	9	11:06.791	1 Lap	1:12.554	9	61.563
12	19	Fletcher McINALLY	Aprilia	RS125	F125	8	11:16.050	2 Laps	1:21.286	8	53.973

**Not classified**

DNF	33	Declan CONNELL	Aprilia	RS125	F125	4	4:47.681	DNF	1:10.010	2	63.419
-----	----	----------------	---------	-------	------	---	----------	-----	----------	---	--------

Margin of Victory	Avg. Speed	Best Lap Tm	Best Speed	Best Lap by
1.324	71.566	1:01.665	73.966	69 - Mark BOWRAN

Clerk of the Course.

Orbits

Sig : Time :

Chief Timekeeper : Ian Sharp (SMART Timing)

 Results available at [www.speedhive.com](http://www.speedhive.com) and [www.smart-timing.co.uk](http://www.smart-timing.co.uk)

Printed: 02/09/2018 10:41:25





## KMSC National Motorcycle Racing

KMSC 125's & KMSC Formula 400's

Knockhill 1.267 miles

Race 17 - 3rd Race

02/09/2018 10:55

Race (10 Laps) started at 10:25:12

Lap	Time of Day	Lap Tm	S1	S2	S3	S3Spd	SFSpd	Lap	Time of Day	Lap Tm	S1	S2	S3	S3Spd	SFSpd	
<b>(58) James McLAREN</b>																
1	10:26:22.661			25.133	18.361	100.460	92.308	1	10:26:25.795			26.151	19.612	88.767	80.853	
2	10:27:26.540	1:03.879	21.541	24.336	18.002	99.863	93.465	2	10:27:33.116	1:07.321	21.860	25.597	19.864	88.532	79.700	
3	10:28:30.344	1:03.804	20.978	24.784	18.042	98.833	92.435	3	10:28:40.997	1:07.881	22.447	25.828	19.606	87.722	80.853	
4	10:29:33.874	1:03.530	21.008	24.260	18.262	98.833	92.054	4	10:29:48.758	1:07.761	22.044	25.880	19.837	87.494	80.081	
5	10:30:37.542	1:03.668	21.319	24.337	18.012	101.218	91.552	5	10:30:56.551	1:07.793	22.122	25.992	19.679	87.837	80.272	
6	10:31:41.273	1:03.731	21.213	24.236	18.282	95.868	91.427	6	10:32:04.635	1:08.084	22.231	26.093	19.760	87.380	79.890	
7	10:32:43.934	1:02.661	20.947	23.917	17.797	101.987	92.181	7	10:33:12.986	1:08.351	22.524	25.995	19.832	87.722	79.700	
8	10:33:46.683	1:02.749	20.792	24.204	17.753	102.611	90.809	8	10:34:20.646	1:07.660	21.895	25.807	19.958	87.153	78.214	
9	10:34:48.387	1:01.704	20.722	23.429	17.553	101.066	92.562	9	10:35:28.212	1:07.566	22.224	25.641	19.701	87.380	79.890	
10	10:35:50.095	1:01.708	20.431	23.522	17.755	101.678	92.181	10	10:36:35.622	1:07.410	22.104	25.648	19.658	87.837	79.511	
<b>(69) Mark BOWMAN</b>																
1	10:26:19.272				19.115	100.914	96.281	(99) Marc GIBSON	1	10:26:22.784			25.389	18.049	101.832	97.967
2	10:27:24.311	1:05.039			18.613	100.011	96.558	2	10:27:26.953	1:04.169	21.996	24.237	17.936	103.242	97.824	
3	10:28:27.499	1:03.188			17.733	102.926	98.688	3	10:28:33.935	1:06.982	22.050	25.912	19.020	98.111	94.919	
4	10:29:31.005	1:03.506			18.444	102.611	98.111	4	10:29:40.426	1:06.491	21.739	25.699	19.053	97.540	84.946	
5	10:30:34.915	1:03.910			17.854	102.768	95.731	5	10:30:50.021	1:09.595	23.718	26.764	19.113	98.254	87.380	
6	10:31:38.930	1:04.015			18.015	99.272	97.540	6	10:31:59.020	1:08.999	22.848	26.421	19.730	93.076	81.938	
7	10:32:43.019	1:04.089	21.710	24.426	17.953	101.066	98.254	7	10:33:09.656	1:10.636	23.903	26.959	19.774	87.380	83.467	
8	10:33:46.639	1:03.620	21.432	24.228	17.960	103.561	98.111	8	10:34:21.518	1:11.862	24.388	27.174	20.300	87.380	80.561	
9	10:34:49.754	1:03.115	21.151	24.026	17.938	102.142	98.254	9	10:35:32.439	1:10.921	23.520	27.304	20.097	87.952	80.658	
10	10:35:51.419	1:01.665			17.547	104.043	97.682	10	10:36:43.259	1:10.820	23.815	26.967	20.038	88.416	77.671	
<b>(118) Rod WALKER</b>																
1	10:26:21.768			25.349	18.349	99.272	91.552	(78) Ana De SOUZA	1	10:26:30.660			26.964	20.505	89.358	105.349
2	10:27:26.014	1:04.246	21.800	24.291	18.155	99.125	91.677	2	10:27:40.517	1:09.857	24.027	26.269	19.561	99.863	105.515	
3	10:28:30.784	1:04.770	21.921	24.668	18.181	100.161	92.435	3	10:28:49.324	1:08.807	23.182	26.057	19.568	96.836	106.351	
4	10:29:34.661	1:03.877	21.259	24.166	18.452	98.398	93.335	4	10:29:57.773	1:08.449	23.201	25.876	19.372	96.976	102.454	
5	10:30:38.011	1:03.350	21.329	23.994	18.027	100.460	93.205	5	10:31:07.060	1:09.287	23.263	26.387	19.637	99.714	103.402	
6	10:31:41.425	1:03.414	21.054	24.312	18.048	100.460	93.076	6	10:32:16.555	1:09.495	23.070	26.963	19.462	103.402	105.681	
7	10:32:45.328	1:03.903	21.614	24.295	17.994	100.011	92.690	7	10:33:25.032	1:08.477	22.865	25.911	19.701	94.919	104.692	
8	10:33:49.046	1:03.718	21.351	24.357	18.010	100.161	93.465	8	10:34:34.771	1:09.739	23.555	26.387	19.797	98.979	101.987	
9	10:34:52.539	1:03.493	21.573	24.005	17.915	100.914	93.988	9	10:35:43.959	1:09.188	23.805	26.020	19.363	97.682	104.204	
10	10:35:55.461	1:02.922	20.897	24.118	17.907	100.460	94.785	10	10:36:52.362	1:08.403	23.035	26.067	19.301	98.254	103.721	
<b>(22) Ross MAGUIRE</b>																
1	10:26:21.101			24.726	19.226	88.183	81.048	(179) Jimmy ROTHERY	1	10:26:28.132			26.981	20.455	93.335	87.380
2	10:27:26.876	1:05.775	21.619	24.638	19.518	89.002	82.039	2	10:27:38.102	1:09.970	23.384	26.301	20.285	93.335	87.494	
3	10:28:32.146	1:05.270	21.674	24.786	18.810	89.120	81.938	3	10:28:48.163	1:10.061	23.259	26.743	20.059	92.308	87.380	
4	10:29:36.484	1:04.338	21.208	24.256	18.874	89.002	81.244	4	10:29:58.097	1:09.934	23.156	26.702	20.076	92.690	87.266	
5	10:30:41.248	1:04.764	21.366	24.401	18.997	89.477	80.755	5	10:31:09.251	1:11.154	23.812	26.483	20.859	92.562	87.040	
6	10:31:46.345	1:05.097	21.370	24.621	19.106	88.068	80.658	6	10:32:20.380	1:11.129	23.273	27.424	20.432	88.649	87.266	
7	10:32:51.044	1:04.699	21.365	24.298	19.036	88.884	80.658	7	10:33:29.739	1:09.359	22.703	26.748	19.908	92.818	87.722	
8	10:33:56.022	1:04.978	21.280	24.468	19.230	89.239	80.561	8	10:34:39.086	1:09.347	22.559	26.770	20.018	93.076	87.266	
9	10:35:01.928	1:05.906	21.555	25.089	19.262	86.590	80.658	9	10:35:47.058	1:07.972	22.318	25.996	19.658	93.595	87.952	
10	10:36:07.106	1:05.178	21.415	24.517	19.246	88.299	80.465	10	10:36:55.091	1:08.033	22.401	25.723	19.909	94.518	87.952	
<b>(55) Owen PATERSON</b>																
1	10:26:24.527			26.140	19.414	89.120	82.341	(590) Ian AITKEN	1	10:26:31.251			28.196	21.523	88.183	82.139
2	10:27:30.791	1:06.264	21.607	25.482	19.175	88.299	81.938	2	10:27:45.360	1:14.109	24.780	28.406	20.923	87.153	81.441	
3	10:28:36.772	1:05.981	21.786	25.248	18.947	88.416	82.442	3	10:28:59.604	1:14.244	24.808	28.377	21.059	87.837	82.039	
4	10:29:42.829	1:06.057	21.567	25.413	19.077	88.649	81.540	4	10:30:12.942	1:13.338	24.327	28.142	20.869	87.380	80.755	
5	10:30:49.848	1:07.019	21.650	26.321	19.048	87.380	81.146	5	10:31:26.403	1:13.461	24.215	28.228	21.018	83.260	80.465	
6	10:31:55.672	1:05.824	21.855	24.912	19.057	88.068	80.658	6	10:32:40.338	1:13.935	24.450	28.375	21.110	85.596	79.890	
7	10:33:01.023	1:05.351	21.456	25.067	18.828	88.532	81.639	7	10:33:53.626	1:13.288	24.132	28.550	20.606	88.299	80.561	
8	10:34:06.260	1:05.237	21.385	25.017	18.835	87.952	81.343	8	10:35:07.008	1:13.382	23.953	28.014	21.415	87.494	80.272	
9	10:35:10.922	1:04.662	21.265	24.567	18.830	88.884	81.244	9	10:36:19.562	1:12.554	23.835	28.118	20.601	86.146	78.857	
10	10:36:16.142	1:05.220	21.737	24.668	18.815	89.358	81.048	(19) Fletcher McINALLY	1	10:26:43.446			32.815	25.640	71.543	67.854
<b>(122) Logan TURNER</b>																
1	10:26:23.871						80.176	2	10:28:10.775	1:27.329	28.886	32.727	25.716	72.004	66.509	
2	10:27:30.098	1:06.227					79.700	3	10:29:36.411	1:25.636	28.344	32.155	25.137	72.943	70.270	
3	10:28:36.195	1:06.097					79.985	4	10:31:00.519	1:24.108	27.070	32.415	24.623	72.314	69.542	
4	10:29:41.831	1:05.636					80.081	5	10:32:23.679	1:23.160	27.553	31.441	24.166	77.761	69.326	
5	10:30:48.716	1:06.885					79.417	6	10:33:46.173	1:22.494	27.178	30.855	24.461	74.813	70.196	
6	10:31:54.557	1:05.841					78.672	7	10:35:07.535	1:21.362	26.511	30.790	24.061	75.657	71.239	
7	10:33:00.450	1:05.893			19.566		79.417	8	10:36:28.821	1:21.286	26.441	30.523	24.322	76.432	69.614	
8	10:34:05.567	1:05.117					78.857	(33) Declan CONNELL	1	10:26:27.432			20.689	82.		

**KMSC National Motorcycle Racing****Lapchart****KMSC 125's & KMSC Formula 400's****Knockhill 1.267 miles****Race 17 - 3rd Race****02/09/2018 10:55****Race (10 Laps) started at 10:25:12**

Competitors	Laps									
	1	2	3	4	5	6	7	8	9	10
Mark BOWRAN (69)	1	69	69	69	69	69	69	69	58	58
Ross MAGUIRE (22)	2	22	118	58	58	58	58	58	69	69
Rod WALKER (118)	3	118	58	118	118	118	118	118	118	118
James McLAREN (58)	4	58	22	22	22	22	22	22	22	22
Marc GIBSON (99)	5	99	99	99	99	122	122	122	122	55
Logan TURNER (122)	6	122	122	122	122	55	55	55	55	122
Owen PATERSON (55)	7	55	55	55	55	99	99	99	12	12
Jimmy MUIR (12)	8	12	12	12	12	12	12	99	99	99
Declan CONNELL (33)	9	33	33	179	78	78	78	78	78	78
Jimmy ROTHERY (179)	10	179	179	78	179	179	179	179	179	179
Ana De SOUZA (78)	11	78	78	33	33	590	590	590	590	590
Ian AITKEN (590)	12	590	590	590	590	19	19	19	19	
Fletcher McINALLY (19)	13	19	19	19	19					

Clerk of the Course.

Sig : Time :

Chief Timekeeper : Ian Sharp (SMART Timing)

Results available at [www.speedhive.com](http://www.speedhive.com) and [www.smart-timing.co.uk](http://www.smart-timing.co.uk)

Printed: 02/09/2018 10:42:32

Orbits



## KMSC National Motorcycle Racing

KMSC 125's & KMSC Formula 400's

Knockhill 1.267 miles

Race 24 - 4th Race

02/09/2018 14:10

Race (10 Laps)

POLE POSITION

<b>1</b>	<b>1</b> 58 James McLAREN	<b>2</b> 69 Mark BOWRAN	<b>3</b> 118 Rod WALKER
<b>2</b>	<b>4</b> 22 Ross MAGUIRE	<b>5</b> 55 Owen PATERSON	<b>6</b> 122 Logan TURNER
<b>3</b>	<b>7</b> 12 Jimmy MUIR	<b>8</b> 99 Marc GIBSON	<b>9</b> 78 Ana De SOUZA
<b>4</b>	<b>10</b> 179 Jimmy ROTHERY	<b>11</b> 590 Ian AITKEN	<b>12</b> 19 Fletcher McINALLY
<b>5</b>	<b>13</b> 33 Declan CONNELL		

Clerk of the Course.

Sig : Time :

Chief Timekeeper : Ian Sharp (SMART Timing)

Results available at [www.speedhive.com](http://www.speedhive.com) and [www.smart-timing.co.uk](http://www.smart-timing.co.uk)

Orbits



# Race Results

## KMSC National Motorcycle Racing

Sorted on Laps

KMSC Pre-Injection 600

Knockhill 1.267 miles

Race 18 - 2nd Race

02/09/2018 11:15

Race (10 Laps) started at 11:32:52

Pos	No.	Name	Make/Model	CC	Class	Laps	Total Tm	Diff	Best Tm	In Lap	Avg. Speed
1	41	Kieran MURRAY	Yamaha	R6 600	PI6	10	9:19.293		54.717	9	81.551
2	22	William MASON	Yamaha	R6 600	PI6	10	9:19.708	0.415	55.072	10	81.491
3	21	Andy LOCK	Yamaha	R6 600	PI6	10	9:27.863	8.570	55.769	3	80.320
4	75	Harry PULLAR	Yamaha	R6 600	PI6	10	9:33.676	14.383	55.405	6	79.506
5	70	Simon HARDY	Yamaha	R6 600	PI6	10	9:34.141	14.848	56.155	10	79.442
6	60	Dougie BROWN	Yamaha	R6 600	PI6	10	9:44.251	24.958	56.832	3	78.067
7	47	Chris CLEMENTS	Yamaha	R6 600	PI6	10	9:45.227	25.934	56.999	10	77.937
8	11	Ross WATTS	Yamaha	R6 600	PI6	10	9:46.698	27.405	57.233	5	77.742
9	34	Darren GREENE	Yamaha	R6 600	PI6	10	9:47.200	27.907	57.820	4	77.675
10	8	Patryk MOTYKA	Yamaha	R6 600	PI6	10	9:55.418	36.125	56.340	5	76.603
11	17	Gary WHITEFORD	Kawasaki	ZX6R	PI6	10	9:57.706	38.413	58.561	10	76.310
12	117	Joe HENDRIE	Yamaha	R1	SB	10	10:03.357	44.064	58.511	10	75.595
13	61	Douglas ROTHNIE	Yamaha	R6 5EB	PI6	10	10:04.164	44.871	58.503	4	75.494
14	118	Craig MOFFAT	Yamaha	R6 600	PI6	10	10:09.970	50.677	59.927	9	74.776
15	76	Jamie ALDERTON	Suzuki	GSXR1000K5	C	10	10:17.765	58.472	59.647	2	73.832
16	23	Paul REID	Honda	CBR600	PI6	10	10:24.593	1:05.300	1:00.291	4	73.025
17	45	Gerry SULLIVAN	Kawasaki	ZX6R 600	PI6	9	9:23.583	1 Lap	1:00.864	7	72.837
18	179	Jimmy ROTHERY	Triumph	675	S6	9	9:40.490	1 Lap	1:02.837	4	70.716

### Not classified

DNF	26	Alan McGREGOR			PI6	7	6:29.725	DNF	55.076	5	81.924
DNF	54	Cameron ROBB	Yamaha	R6 600	PI6	6	5:39.380	DNF	55.183	6	80.637
DNF	126	Martin BULMAN	Honda	CBR600FX	PI6	3	3:23.156	DNF	1:05.106	2	67.354
DNS	38	Mark LANGLANDS	Yamaha	R6 600	PI6			DNS		0	-
DNS	15	Jon DICKIE	Yamaha	R6 600	PI6			DNS		0	-
DNS	31	Darren ANDERSON	Kawasaki	ZXR 600	PI6			DNS		0	-
DNS	73	Fraser CAMERON	Yamaha		PI6			DNS		0	-

Margin of Victory	Avg. Speed	Best Lap Tm	Best Speed	Best Lap by
0.415	81.551	54.717	83.358	41 - Kieran MURRAY

Clerk of the Course.

Orbits

Sig : Time :

Chief Timekeeper : Ian Sharp (SMART Timing)

 Results available at [www.speedhive.com](http://www.speedhive.com) and [www.smart-timing.co.uk](http://www.smart-timing.co.uk)

Printed: 02/09/2018 11:45:21



## KMSC National Motorcycle Racing

**KMSC Pre-Injection 600**
**Knockhill 1.267 miles**
**Race 18 - 2nd Race**
**02/09/2018 11:15**
**Race (10 Laps) started at 11:32:52**

Lap	Time of Day	Lap Tm	S1	S2	S3	S3Spd	SFSpd	Lap	Time of Day	Lap Tm	S1	S2	S3	S3Spd	SFSpd
<b>(41) Kieran MURRAY</b>															
1	11:33:55.130			21.780	16.098	118.775	115.703	1	11:33:54.356			21.923	16.685	119.196	110.739
2	11:34:50.741	<b>55.611</b>	18.702	21.330	15.579	118.985	115.305	2	11:34:52.444	<b>58.088</b>	<b>19.000</b>	22.392	16.696	119.835	113.357
3	11:35:45.722	<b>54.981</b>	<b>18.196</b>	21.145	15.640	118.985	<b>116.103</b>	3	11:35:50.473	<b>58.029</b>	19.014	22.433	16.582	119.835	113.935
4	11:36:41.149	<b>55.427</b>	18.318	20.839	16.270	120.697	115.504	4	11:36:49.502	<b>59.029</b>	19.312	23.001	16.716	120.049	113.166
5	11:37:36.372	<b>55.223</b>	18.302	21.265	15.656	118.775	114.323	5	11:37:48.195	<b>58.693</b>	19.669	22.395	16.629	119.621	<b>114.518</b>
6	11:38:31.371	<b>54.999</b>	18.323	20.927	15.749	120.915	114.714	6	11:38:46.458	<b>58.263</b>	19.461	22.374	16.428	119.835	113.935
7	11:39:26.461	<b>55.090</b>	18.353	21.167	15.570	<b>121.572</b>	114.714	7	11:39:44.447	<b>57.989</b>	19.187	22.054	16.748	120.265	114.129
8	11:40:22.158	<b>55.697</b>	18.201	21.612	15.884	115.903	114.323	8	11:40:43.073	<b>58.626</b>	19.955	22.175	16.496	119.835	113.935
9	11:41:16.875	<b>54.717</b>	18.257	<b>20.756</b>	15.704	119.196	113.742	9	11:41:41.201	<b>58.128</b>	19.560	22.285	16.283	<b>120.480</b>	112.408
10	11:42:12.266	<b>55.391</b>	18.267	21.557	<b>15.567</b>	118.356	113.549	10	11:42:38.200	<b>56.999</b>	19.086	<b>21.851</b>	<b>16.062</b>	119.409	113.742
<b>(22) William MASON</b>															
1	11:33:52.419			21.580	16.432	117.940	112.786	(11) Ross WATTS							
2	11:34:48.726	<b>56.307</b>	18.849	21.518	15.940	118.565	115.305	1	11:33:58.653			23.571	17.058	112.976	107.372
3	11:35:44.576	<b>55.850</b>	18.507	21.437	15.906	118.147	114.910	2	11:34:57.041	<b>58.388</b>	19.556	22.266	16.566	<b>114.518</b>	107.717
4	11:36:40.504	<b>55.928</b>	18.459	21.332	16.137	118.147	113.935	3	11:35:55.174	<b>58.133</b>	19.318	22.256	16.559	113.742	107.717
5	11:37:35.983	<b>55.479</b>	18.319	21.316	15.844	118.775	114.714	4	11:36:52.709	<b>57.535</b>	19.062	22.025	16.448	113.357	<b>108.064</b>
6	11:38:31.185	<b>55.202</b>	18.416	20.994	15.792	118.985	114.714	5	11:37:49.942	<b>57.233</b>	19.035	<b>21.860</b>	<b>16.338</b>	113.549	108.064
7	11:39:26.725	<b>55.540</b>	18.433	21.239	15.868	119.196	112.220	6	11:38:47.374	<b>57.432</b>	18.950	22.098	16.384	113.742	107.201
8	11:40:22.479	<b>55.754</b>	18.387	21.353	16.014	115.305	<b>115.504</b>	7	11:39:45.241	<b>57.867</b>	<b>18.903</b>	21.903	17.061	114.518	107.544
9	11:41:17.609	<b>55.130</b>	18.350	<b>20.924</b>	15.856	<b>119.835</b>	114.910	8	11:40:44.086	<b>58.845</b>	19.450	22.592	16.803	113.935	107.717
10	11:42:12.681	<b>55.072</b>	<b>18.174</b>	21.211	<b>15.687</b>	119.835	114.910	9	11:41:41.973	<b>57.887</b>	19.060	22.215	16.612	114.323	107.372
<b>(21) Andy LOCK</b>															
1	11:33:55.569			22.359	16.509	117.321	114.323	10	11:42:39.671	<b>57.698</b>	19.395	21.933	16.370	112.033	107.890
2	11:34:51.929	<b>56.360</b>	18.665	21.643	16.052	118.985	<b>114.518</b>	(34) Darren GREENE							
3	11:35:47.698	<b>55.769</b>	18.294	21.630	15.845	119.409	113.935	1	11:33:55.075			22.032	16.761	<b>117.733</b>	111.846
4	11:36:43.507	<b>55.809</b>	<b>18.263</b>	21.851	15.695	<b>120.697</b>	109.653	2	11:34:53.280	<b>58.205</b>	19.513	<b>21.768</b>	16.924	116.912	108.941
5	11:37:39.481	<b>55.974</b>	18.320	22.083	<b>15.571</b>	118.356	113.742	3	11:35:51.352	<b>58.072</b>	19.189	22.139	16.744	117.116	110.922
6	11:38:35.303	<b>55.822</b>	18.300	21.643	15.879	117.940	113.742	4	11:36:49.172	<b>57.820</b>	19.138	22.190	16.692	116.506	110.012
7	11:39:31.194	<b>55.891</b>	18.317	<b>21.505</b>	16.069	116.912	111.105	5	11:37:47.558	<b>58.386</b>	19.447	22.209	16.730	116.103	110.922
8	11:40:28.001	<b>56.807</b>	18.817	21.771	16.219	117.321	112.786	6	11:38:45.848	<b>58.290</b>	19.375	22.295	16.620	115.504	<b>112.408</b>
9	11:41:24.400	<b>56.399</b>	18.331	21.979	16.089	117.116	112.220	7	11:39:44.168	<b>58.320</b>	<b>19.062</b>	22.100	17.158	115.305	110.922
10	11:42:20.836	<b>56.436</b>	18.611	21.843	15.982	117.116	113.935	8	11:40:42.744	<b>58.576</b>	19.824	22.150	16.602	117.116	111.105
<b>(75) Harry PULLAR</b>															
1	11:33:54.779			22.125	16.169	120.049	116.103	9	11:41:41.947	<b>59.203</b>	19.822	22.202	17.179	114.518	107.544
2	11:34:51.304	<b>56.525</b>	19.182	21.373	15.970	121.352	116.506	10	11:42:40.173	<b>58.226</b>	19.578	22.360	<b>16.288</b>	117.526	111.105
3	11:35:47.482	<b>56.178</b>	18.696	21.619	15.863	119.496	116.703	(8) Patryk MOTYKA							
4	11:36:43.738	<b>56.256</b>	18.790	21.399	16.067	121.572	<b>116.912</b>	1	11:33:55.888			22.564	16.365	<b>118.356</b>	<b>113.357</b>
5	11:37:39.971	<b>56.233</b>	18.656	21.771	15.806	<b>122.236</b>	116.912	2	11:34:53.140	<b>57.252</b>	18.953	21.822	16.477	117.940	111.846
6	11:38:35.376	<b>55.405</b>	<b>18.445</b>	<b>21.174</b>	<b>15.786</b>	121.792	116.506	3	11:35:49.689	<b>56.549</b>	18.543	21.879	16.127	117.321	112.220
7	11:39:32.409	<b>57.033</b>	18.694	21.207	17.132	113.166	105.681	4	11:36:46.197	<b>56.508</b>	18.642	<b>21.700</b>	16.166	117.733	111.474
8	11:40:29.662	<b>57.253</b>	19.526	21.360	16.367	113.357	114.714	5	11:37:42.537	<b>56.340</b>	<b>18.366</b>	21.808	16.166	117.321	112.033
9	11:41:26.332	<b>56.670</b>	18.623	22.046	16.001	120.049	113.549	6	11:38:58.454	<b>1:15.917</b>			16.736	115.903	112.408
10	11:42:26.649	<b>1:00.317</b>			17.260	107.372	114.910	7	11:39:56.185	<b>57.731</b>		21.862	16.682	116.506	112.220
<b>(70) Simon HARDY</b>															
1	11:33:52.798			21.630	16.246	118.565	114.129	8	11:40:53.815	<b>57.630</b>	19.274	22.106	16.250	117.116	112.033
2	11:34:49.335	<b>56.537</b>	18.661	21.480	16.396	118.775	<b>115.703</b>	9	11:41:51.287	<b>57.472</b>	18.922	22.428	<b>16.122</b>	116.709	112.408
3	11:35:45.614	<b>56.279</b>	<b>18.512</b>	21.589	16.178	<b>119.196</b>	114.323	10	11:42:48.391	<b>57.104</b>	18.723	22.078	16.303	116.304	112.220
4	11:36:42.782	<b>57.168</b>	19.015	21.910	16.243	117.116	114.129	(17) Gary WHITEFORD							
5	11:37:41.040	<b>58.258</b>	19.029	23.069	<b>16.160</b>	117.940	113.935	1	11:33:59.720			23.985	16.821	115.305	112.220
6	11:38:38.002	<b>56.962</b>	18.867	21.671	16.424	117.526	113.742	2	11:34:58.969	<b>59.249</b>	19.573	23.013	16.663	114.910	112.408
7	11:39:35.732	<b>57.730</b>	18.705	21.706	17.319	116.103	109.296	3	11:35:58.061	<b>59.092</b>			16.831	111.290	<b>113.357</b>
8	11:40:33.360	<b>57.628</b>	19.089	21.900	16.639	117.526	112.220	4	11:36:56.661	<b>58.600</b>		22.569	16.559	110.374	112.033
9	11:41:30.959	<b>57.599</b>	19.055	21.873	16.671	116.709	114.129	5	11:37:55.307	<b>58.646</b>	<b>19.388</b>	22.698	16.560	113.935	111.660
10	11:42:27.114	<b>56.155</b>	18.691	<b>21.296</b>	16.168	118.356	114.910	6	11:38:54.376	<b>59.069</b>	19.630	22.680	16.759	114.714	111.474
<b>(60) Dougie BROWN</b>															
1	11:33:58.607			23.235	16.841	112.597	112.408	7	11:39:53.350	<b>58.974</b>	19.550	<b>22.393</b>	17.031	114.518	112.597
2	11:34:55.828	<b>57.221</b>	18.998	22.118	16.105	117.321	111.846	8	11:40:52.884	<b>59.534</b>	19.913	22.850	16.771	114.714	109.296
3	11:35:52.660	<b>56.832</b>	18.819	22.079	<b>15.934</b>	117.940	113.166	9	11:41:52.118	<b>59.234</b>	19.707	22.976	<b>16.551</b>	<b>117.116</b>	111.474
4	11:36:49.694	<b>57.034</b>	18.809	21.853	16.372	<b>120.265</b>	111.846	10	11:42:50.679	<b>58.561</b>	19.471	22.423	16.667	114.518	111.660
5	11:37:47.776	<b>58.082</b>	19.768	22.281	16.033	120.049	<b>113.549</b>	(117) Joe HENDRIE							
6	11:38:45.566	<b>57.790</b>	19.634	22.019	16.137	118.775	113.166	1	11:34:01.815			24.180	17.967	111.846	115.107
7	11:39:42.563	<b>56.997</b>	<b>18.686</b>	<b>21.646</b>	16.665	117.733	112.220	2	11:35:03.550	<b>1:01.735</b>	21.579	23.140	17.016	113.935	107.030
8	11:40:40.124	<b>57.561</b>	19.422	21.917	16.222	117.733	113.357	3	11:36:02.362	<b>58.812</b>	19.554	22.107	17.151	<b>126.618</b>	116.709
9	11:41:38.242	<b>58.118</b>	19.028	22.379	16.711	116.103	109.832	4	11:37:01.542	<b>59.180</b>	20.450	22.072	<b>16.658</b>	119.835	118.356
10	11:42:37.224	<b>58.982</b>	19.358	22.502	17.122	116.304	103.402	5	11:38:00.099	<b>58.557</b>	19.549	22.045	16.963	117.940	<b>119.409</b>
<b>(47) Chris CLEMENTS</b>															
1	11:34:01.509							6	11:38:59.820	<b>59.721</b>	20.186	22.602	16.933	121.792	118.147
2	11:35:01.507	<b>59.998</b>	20.629	22.539	16.830	118.565	112.220	7	11:39:58.947	<b>59.127</b>	19.426	<b>21.9</b>			



## KMSC National Motorcycle Racing

**KMSC Pre-Injection 600**

**Knockhill 1.267 miles**

**Race 18 - 2nd Race**

**02/09/2018 11:15**

**Race (10 Laps) started at 11:32:52**

Lap	Time of Day	Lap Tm	S1	S2	S3	S3Spd	SFSpd
3	11:36:01.956	<b>1:00.449</b>	20.459	22.615	17.375	116.304	<b>112.786</b>
4	11:37:00.459	<b>58.503</b>	19.802	22.059	<b>16.642</b>	115.504	111.846
5	11:37:59.575	<b>59.116</b>	19.850	22.490	16.776	113.742	111.846
6	11:38:59.038	<b>59.463</b>	20.391	<b>22.031</b>	17.041	<b>118.775</b>	110.193
7	11:39:58.205	<b>59.167</b>			17.264	116.103	109.118
8	11:40:58.082	<b>59.877</b>		22.664	17.230	115.504	110.193
9	11:41:58.123	<b>1:00.041</b>	19.962	22.312	17.767	116.304	111.660
10	11:42:57.137	<b>59.014</b>	<b>19.321</b>	22.832	16.861	113.935	111.105

(118) Craig MOFFAT

1	11:33:59.157			23.706	17.605	110.739	105.349
2	11:34:59.623	<b>1:00.466</b>	19.978	23.235	17.253	111.474	104.043
3	11:36:00.074	<b>1:00.451</b>	20.051	23.309	17.091	112.220	106.351
4	11:37:00.059	<b>59.985</b>	19.959	<b>22.846</b>	17.180	111.105	106.183
5	11:38:00.536	<b>1:00.477</b>	19.963	22.917	17.597	110.012	105.349
6	11:39:00.994	<b>1:00.458</b>	20.403	23.212	<b>16.843</b>	<b>112.597</b>	<b>106.859</b>
7	11:40:01.807	<b>1:00.813</b>	19.984	23.522	17.307	110.374	105.184
8	11:41:02.712	<b>1:00.905</b>	19.992	23.338	17.575	111.474	104.529
9	11:42:02.639	<b>59.927</b>	<b>19.708</b>	23.155	17.064	110.374	106.015
10	11:43:02.943	<b>1:00.304</b>	19.789	23.392	17.123	111.105	106.520

Lap	Time of Day	Lap Tm	S1	S2	S3	S3Spd	SFSpd
7	11:39:22.698	<b>55.543</b>	18.344	<b>21.023</b>	16.176	118.985	83.885

(54) Cameron ROBB

1	11:33:53.243				16.592	119.196	114.323
2	11:34:49.151	<b>55.908</b>	18.489	21.356	16.063	117.526	<b>116.506</b>
3	11:35:44.849	<b>55.698</b>			<b>15.960</b>	119.409	115.305
4	11:36:40.728	<b>55.879</b>			16.207	118.147	113.935
5	11:37:37.170	<b>56.442</b>	<b>18.375</b>	21.917	16.150	119.196	113.357
6	11:38:32.353	<b>55.183</b>			15.998	121.352	114.518

(126) Martin BULMAN

1	11:34:01.569				18.533	<b>106.689</b>	103.721
2	11:35:06.675	<b>1:05.106</b>			<b>18.367</b>	105.848	<b>108.238</b>
3	11:36:16.129	<b>1:09.454</b>			23.484	100.762	35.791

(76) Jamie ALDERTON

1	11:34:01.460			24.020	17.851	110.193	120.049
2	11:35:01.107	<b>59.647</b>	20.500	<b>22.421</b>	<b>16.726</b>	<b>122.459</b>	<b>121.572</b>
3	11:36:01.564	<b>1:00.457</b>	20.678	22.560	17.219	116.304	120.480
4	11:37:03.502	<b>1:01.938</b>	21.703	22.884	17.351	112.786	120.697
5	11:38:04.160	<b>1:00.658</b>	20.900	22.671	17.087	119.409	118.147
6	11:39:05.612	<b>1:01.452</b>	21.012	23.033	17.407	115.903	118.356
7	11:40:07.096	<b>1:01.484</b>	20.808	23.108	17.568	114.129	115.504
8	11:41:08.716	<b>1:01.620</b>	21.146	23.174	17.300	114.910	117.526
9	11:42:09.932	<b>1:01.216</b>	20.895	23.078	17.243	115.305	121.352
10	11:43:10.738	<b>1:00.806</b>	<b>20.477</b>	23.182	17.147	114.910	120.049

(23) Paul REID

1	11:34:01.398			24.546	18.149	113.549	107.372
2	11:35:03.712	<b>1:02.314</b>	21.399	23.721	17.194	109.118	108.764
3	11:36:04.540	<b>1:00.828</b>	20.530	23.174	17.124	114.129	<b>111.474</b>
4	11:37:04.831	<b>1:00.291</b>	20.138	23.300	<b>16.853</b>	112.976	109.474
5	11:38:05.279	<b>1:00.448</b>	20.106	23.095	17.247	115.107	109.474
6	11:39:06.652	<b>1:01.373</b>	20.405	23.133	17.835	115.504	107.717
7	11:40:07.776	<b>1:01.124</b>	<b>20.051</b>	<b>23.085</b>	17.988	<b>116.304</b>	109.653
8	11:41:09.270	<b>1:01.494</b>	21.044	23.340	17.110	115.305	111.474
9	11:42:11.462	<b>1:02.192</b>	20.606	23.347	18.239	115.703	96.836
10	11:43:17.566	<b>1:06.104</b>	20.922	25.455	19.727	95.188	93.988

(45) Gerry SULLIVAN

1	11:34:02.211			24.350	17.760	<b>114.714</b>	<b>106.015</b>
2	11:35:05.647	<b>1:03.436</b>	21.775	24.296	17.365	110.922	105.681
3	11:36:07.350	<b>1:01.703</b>	20.689	23.910	17.104	110.374	105.681
4	11:37:09.127	<b>1:01.777</b>	20.662	24.023	17.092	111.474	104.366
5	11:38:10.376	<b>1:01.249</b>	20.577	23.913	<b>16.759</b>	111.846	105.515
6	11:39:11.794	<b>1:01.418</b>	20.535	23.862	17.021	110.556	105.515
7	11:40:12.658	<b>1:00.864</b>	20.491	<b>23.514</b>	16.859	112.597	105.515
8	11:41:13.803	<b>1:01.145</b>	<b>20.111</b>	23.664	17.370	108.941	104.204
9	11:42:16.556	<b>1:02.753</b>	20.453	24.660	17.640	109.474	104.043

(179) Jimmy ROTHERY

1	11:34:03.464				17.976	112.033	<b>109.832</b>
2	11:35:07.131	<b>1:03.667</b>			18.312	<b>112.597</b>	107.890
3	11:36:10.629	<b>1:03.498</b>			17.948	112.220	107.890
4	11:37:13.466	<b>1:02.837</b>			<b>17.830</b>	112.033	106.859
5	11:38:17.089	<b>1:03.623</b>			18.218	110.012	106.689
6	11:39:20.841	<b>1:03.752</b>			18.306	110.922	107.544
7	11:40:25.070	<b>1:04.229</b>			18.400	109.118	106.520
8	11:41:29.236	<b>1:04.166</b>			18.466	110.556	107.890
9	11:42:33.463	<b>1:04.227</b>			18.234	108.941	108.238

(26) Alan MCGREGOR

1	11:33:50.891			21.380	15.806	118.565	114.714
2	11:34:46.324	<b>55.433</b>	<b>18.281</b>	21.208	15.944	118.356	113.935
3	11:35:41.891	<b>55.567</b>	18.476	21.425	15.666	118.775	114.518
4	11:36:36.976	<b>55.085</b>	18.337	21.208	<b>15.540</b>	118.985	<b>114.910</b>
5	11:37:32.052	<b>55.076</b>	18.304	21.043	15.729	<b>119.196</b>	114.129
6	11:38:27.155	<b>55.103</b>	18.285	21.118	15.700	119.196	114.518

Clerk of the Course.

Sig : Time :

Chief Timekeeper : Ian Sharp (SMART Timing)

Results available at [www.speedhive.com](http://www.speedhive.com) and [www.smart-timing.co.uk](http://www.smart-timing.co.uk)

Printed: 02/09/2018 11:45:43

Orbits



## KMSC National Motorcycle Racing

## Lapchart

**KMSC Pre-Injection 600**
**Knockhill 1.267 miles**
**Race 18 - 2nd Race**
**02/09/2018 11:15**
**Race (10 Laps) started at 11:32:52**

Competitors	Laps									
	1	2	3	4	5	6	7	8	9	10
Alan McGREGOR (26)	1	26	26	26	26	26	26	41	41	41
William MASON (22)	2	22	22	22	22	22	41	22	22	22
Simon HARDY (70)	3	70	54	54	54	41	41	22	21	21
Cameron ROBB (54)	4	54	70	70	41	54	54	21	75	75
Chris CLEMENTS (47)	5	47	41	41	70	21	21	75	70	70
Harry PULLAR (75)	6	75	75	75	21	75	75	70	60	60
Darren GREENE (34)	7	34	21	21	75	70	70	60	34	47
Kieran MURRAY (41)	8	41	47	8	8	8	60	34	47	34
Andy LOCK (21)	9	21	8	47	34	34	34	47	11	11
Patryk MOTYKA (8)	10	8	34	34	47	60	47	11	17	8
Dougie BROWN (60)	11	60	60	60	60	47	11	17	8	17
Ross WATTS (11)	12	11	11	11	11	11	17	8	61	117
Craig MOFFAT (118)	13	118	17	17	17	17	8	61	117	61
Gary WHITEFORD (17)	14	17	118	118	118	61	61	117	118	118
Paul REID (23)	15	23	76	76	61	117	117	118	76	76
Jamie ALDERTON (76)	16	76	61	61	117	118	118	76	23	23
Douglas ROTHNIE (61)	17	61	117	117	76	76	76	23	45	45
Martin BULMAN (126)	18	126	23	23	23	23	23	45	179	179
Joe HENDRIE (117)	19	117	45	45	45	45	45	179		
Gerry SULLIVAN (45)	20	45	126	179	179	179	179			
Jimmy ROTHERY (179)	21	179	179	126						
-	22									
-	23									
-	24									
-	25									

**Clerk of the Course.**
**Sig :** \_\_\_\_\_ **Time :** \_\_\_\_\_  
**Chief Timekeeper : Ian Sharp (SMART Timing)**
**Results available at [www.speedhive.com](http://www.speedhive.com) and [www.smart-timing.co.uk](http://www.smart-timing.co.uk)**
**Printed: 02/09/2018 11:46:13**
**Orbits**


# Race Results

## KMSC National Motorcycle Racing

Sorted on Laps

KMSC Superbikes & KMSC Clubman

Knockhill 1.267 miles

Race 19 - 2nd Race

02/09/2018 11:35

Race (10 Laps) started at 11:48:50

Pos	No.	Name	Make/Model	CC	Class	Laps	Total Tm	Diff	Best Tm	In Lap	Avg. Speed
1	72	Sean GILFILLAN	BMW	S1000RR	SB	10	8:32.338		50.251	7	89.025
2	45	Ewan GRAY	Kawasaki	ZX10R	SB	10	8:34.121	1.783	50.228	7	88.716
3	94	Greg GILFILLAN	BMW	S1000RR	SB	10	8:36.221	3.883	50.462	6	88.355
4	1	Bruce BIRNIE	BMW	S1000RR	SB	10	8:36.651	4.313	50.479	7	88.282
5	34	John DEAN	BMW	S1000RR	SB	10	8:37.764	5.426	50.452	7	88.092
6	57	Stewart ROBB	Kawasaki	ZX10R	SB	10	8:47.552	15.214	52.120	8	86.458
7	56	Andy GROVES	BMW	S1000RR	SB	10	8:54.888	22.550	52.144	10	85.272
8	22	Steven WATSON	BMW	S1000RR	SB	10	8:56.289	23.951	52.467	5	85.049
9	18	Clint WALKER	BMW	S1000RR	C	10	9:02.121	29.783	53.185	4	84.134
10	41	Lukasz PIEC	BMW	S1000RR	C	10	9:05.447	33.109	53.196	4	83.621
11	30	Alan RENNIE	Honda	Fireblade	C	10	9:09.343	37.005	53.392	9	83.028
12	52	Paul McLEAN	Honda	CBR1000RR	C	10	9:09.728	37.390	53.206	5	82.970
13	29	Andrew BUCHANAN	Yamaha	R1	C	10	9:15.238	42.900	54.311	5	82.147
14	47	Alan BRYCE	BMW	1000RR	SB	10	9:16.996	44.658	53.351	7	81.887
15	69	Rodney SCOTT	BMW	S1000RR	SB	10	9:22.433	50.095	53.896	9	81.096
16	26	Steven MacINTYRE	Suzuki	GSXR1000	C	10	9:22.652	50.314	55.056	3	81.064
17	16	Scott MURRAY	Yamaha	R1	C	10	9:23.167	50.829	54.179	10	80.990
18	98	Christopher LIDDELL			C	10	9:24.551	52.213	54.857	10	80.791
19	155	Bryan GILLIS	BMW	S1000RR	C	10	9:53.491	1:21.153	54.879	4	76.852
20	71	Gavin JONES	Yamaha	R1	C	9	8:32.363	1 Lap	55.670	8	80.119
21	151	Callum JACKSON	Suzuki	GSXR1000	C	9	8:42.663	1 Lap	56.462	5	78.540
22	100	Laura NUTTALL	BMW	S1000RR	C	9	8:46.066	1 Lap	56.379	9	78.032
23	64	Martin HENDERSON	BMW	S1000RR	C	9	8:49.024	1 Lap	55.018	5	77.595
24	14	James CRAWFORD	Kawaskai	ZX10R	C	9	8:52.580	1 Lap	57.261	9	77.077

Not classified

DNF	17	Gordon MacDONALD	Suzuki	GSXR1000	C	8	7:26.860	DNF	54.340	5	81.656
DNF	99	Callum GRIGOR	Kawasaki	ZX10RR	SB	7	6:16.308	DNF	51.468	6	84.844
DNF	28	Paul BOWERBANK	Kawasaki	ZX10R	SB	5	4:49.613	DNF	55.113	5	78.745
DNF	67	Des BURNS	Kawasaki	ZX10R	C	2	2:03.525	DNF	1:00.943	2	73.849
DNS	55	Donald MacFADYEN	BMW	S1000RR	SB			DNS		0	-
DNS	37	Steven PATTERSON	Kawasaki	ZX10R	C			DNS		0	-
DNS	86	Matthew DEVLIN	Suzuki	GSXR1000	C			DNS		0	-

Margin of Victory	Avg. Speed	Best Lap Tm	Best Speed	Best Lap by
1.783	89.025	50.228	90.808	45 - Ewan GRAY

Clerk of the Course.

Orbits

Sig : Time :

Chief Timekeeper : Ian Sharp (SMART Timing)

Results available at [www.speedhive.com](http://www.speedhive.com) and [www.smart-timing.co.uk](http://www.smart-timing.co.uk)

Printed: 02/09/2018 12:01:29



**KMSC National Motorcycle Racing**

**KMSC Superbikes & KMSC Clubman**

**Knockhill 1.267 miles**

**Race 19 - 2nd Race**

**02/09/2018 11:35**

**Race (10 Laps) started at 11:48:50**

Lap	Time of Day	Lap Tm	S1	S2	S3	S3Spd	SFSpd
<b>(72) Sean GILFILLAN</b>							
1	11:49:45.766			19.964	14.913	134.754	130.814
2	11:50:37.258	<b>51.492</b>	17.148	19.653	14.691	135.298	128.559
3	11:51:28.208	<b>50.950</b>	16.956	19.446	14.548	135.845	130.560
4	11:52:19.331	<b>51.123</b>	16.852	19.462	14.809	136.675	127.098
5	11:53:10.128	<b>50.797</b>	16.808	19.441	14.548	136.121	130.306
6	11:54:00.840	<b>50.712</b>	16.849	19.420	14.443	136.398	130.814
7	11:54:51.091	<b>50.251</b>	16.725	19.217	14.309	136.954	131.070
8	11:55:41.949	<b>50.858</b>	17.109	19.470	<b>14.279</b>	135.025	<b>132.102</b>
9	11:56:32.325	<b>50.376</b>	<b>16.687</b>	19.397	14.292	136.675	130.814
10	11:57:23.200	<b>50.875</b>	16.748	<b>19.106</b>	15.021	<b>137.516</b>	129.551

Lap	Time of Day	Lap Tm	S1	S2	S3	S3Spd	SFSpd
<b>(45) Ewan GRAY</b>							
1	11:49:46.382			19.990	14.905	137.234	131.326
2	11:50:38.234	<b>51.852</b>	17.267	19.849	14.736	137.798	132.362
3	11:51:29.464	<b>51.230</b>	16.935	19.567	14.728	138.939	129.053
4	11:52:20.032	<b>50.568</b>	16.902	19.329	<b>14.337</b>	138.652	132.362
5	11:53:10.755	<b>50.723</b>	16.897	19.240	14.586	139.517	<b>132.886</b>
6	11:54:01.665	<b>50.910</b>	16.874	19.342	14.694	138.939	131.070
7	11:54:51.893	<b>50.228</b>	<b>16.757</b>	<b>19.010</b>	14.461	139.808	132.886
8	11:55:42.731	<b>50.838</b>	17.090	19.335	14.413	<b>140.392</b>	131.070
9	11:56:33.770	<b>51.039</b>	16.923	19.619	14.497	130.306	131.070
10	11:57:24.983	<b>51.213</b>	16.945	19.476	14.792	137.798	131.842

Lap	Time of Day	Lap Tm	S1	S2	S3	S3Spd	SFSpd
<b>(94) Greg GILFILLAN</b>							
1	11:49:46.261			19.973	14.941	137.234	132.102
2	11:50:37.829	<b>51.568</b>	17.258	19.681	14.629	136.675	131.584
3	11:51:28.895	<b>51.066</b>	17.060	19.460	14.546	138.366	131.842
4	11:52:19.767	<b>50.872</b>	16.964	19.510	14.398	138.081	132.624
5	11:53:10.565	<b>50.798</b>	16.936	19.284	14.578	138.939	132.362
6	11:54:01.027	<b>50.462</b>	<b>16.922</b>	19.270	<b>14.270</b>	<b>139.808</b>	<b>133.947</b>
7	11:54:51.662	<b>50.635</b>	16.976	<b>19.206</b>	14.453	137.516	131.842
8	11:55:45.097	<b>53.435</b>	17.169	19.260	17.006	139.808	130.053
9	11:56:36.325	<b>51.228</b>	17.387	19.269	14.572	135.025	131.842
10	11:57:27.083	<b>50.758</b>	16.956	19.313	14.489	138.939	131.326

Lap	Time of Day	Lap Tm	S1	S2	S3	S3Spd	SFSpd
<b>(1) Bruce BIRNIE</b>							
1	11:49:47.960			20.419	15.089	139.517	<b>136.398</b>
2	11:50:39.869	<b>51.909</b>	17.457	19.888	14.564	141.279	134.754
3	11:51:31.190	<b>51.321</b>	17.024	19.673	14.624	<b>142.782</b>	135.025
4	11:52:23.127	<b>51.937</b>	17.163	19.450	15.324	139.517	133.150
5	11:53:13.705	<b>50.578</b>	16.875	19.242	<b>14.461</b>	139.808	135.298
6	11:54:04.253	<b>50.548</b>	<b>16.760</b>	19.221	14.567	140.982	135.571
7	11:54:54.732	<b>50.479</b>	16.802	19.161	14.516	141.279	133.947
8	11:55:45.731	<b>50.999</b>	16.872	19.548	14.579	139.227	132.624
9	11:56:36.671	<b>50.940</b>	17.016	<b>19.097</b>	14.827	139.808	134.754
10	11:57:27.513	<b>50.842</b>	17.073	19.172	14.597	139.808	134.215

Lap	Time of Day	Lap Tm	S1	S2	S3	S3Spd	SFSpd
<b>(34) John DEAN</b>							
1	11:49:47.502			20.328	15.035	138.939	130.814
2	11:50:39.470	<b>51.968</b>	17.414	19.894	14.660	140.392	132.624
3	11:51:30.982	<b>51.512</b>	17.223	19.719	14.570	<b>140.982</b>	132.362
4	11:52:22.361	<b>51.379</b>	17.156	19.598	14.625	138.652	133.947
5	11:53:13.249	<b>50.888</b>	16.937	19.382	14.569	139.808	132.624
6	11:54:03.941	<b>50.692</b>	16.963	19.398	14.331	140.099	132.102
7	11:54:54.393	<b>50.452</b>	16.851	19.311	<b>14.290</b>	140.392	133.415
8	11:55:46.392	<b>51.999</b>	<b>16.829</b>	19.571	15.599	137.234	<b>134.215</b>
9	11:56:37.853	<b>51.461</b>	16.948	20.050	14.463	139.808	128.805
10	11:57:28.626	<b>50.773</b>	17.088	<b>19.263</b>	14.422	140.687	132.102

Lap	Time of Day	Lap Tm	S1	S2	S3	S3Spd	SFSpd
<b>(57) Stewart ROBB</b>							
1	11:49:47.842			20.779	15.076	134.484	130.053
2	11:50:39.999	<b>52.157</b>	17.318	20.111	<b>14.728</b>	135.298	<b>131.326</b>
3	11:51:32.203	<b>52.204</b>	17.406	<b>19.968</b>	14.830	<b>135.571</b>	130.560
4	11:52:24.547	<b>52.344</b>	17.420	19.999	14.925	133.947	130.053
5	11:53:16.858	<b>52.311</b>	17.383	20.097	14.831	133.680	130.306
6	11:54:09.528	<b>52.670</b>	17.497	20.269	14.904	133.415	128.068
7	11:55:01.881	<b>52.353</b>	17.484	20.082	14.787	134.215	130.560
8	11:55:54.001	<b>52.120</b>	17.241	20.088	14.791	133.680	129.802
9	11:56:46.130	<b>52.129</b>	<b>17.171</b>	19.985	14.973	135.298	130.306
10	11:57:38.414	<b>52.284</b>	17.273	20.191	14.820	134.215	127.339

<b>(56) Andy GROVES</b>							
-------------------------	--	--	--	--	--	--	--

Lap	Time of Day	Lap Tm	S1	S2	S3	S3Spd	SFSpd
1	11:49:49.767			20.869	15.634	132.624	130.814
2	11:50:43.774	<b>54.007</b>	18.452	20.294	15.261	133.680	127.824
3	11:51:37.332	<b>53.558</b>	17.945	20.309	15.304	132.886	128.805
4	11:52:30.511	<b>53.179</b>	17.858	20.065	15.256	132.886	130.560
5	11:53:23.188	<b>52.677</b>	17.548	20.000	15.129	135.025	131.584
6	11:54:15.862	<b>52.674</b>	17.633	19.973	15.068	135.571	<b>132.624</b>
7	11:55:08.281	<b>52.419</b>	17.583	<b>19.754</b>	15.082	135.571	130.560
8	11:56:00.884	<b>52.603</b>	17.672	19.900	15.031	<b>136.121</b>	132.102
9	11:56:53.606	<b>52.722</b>	17.696	20.066	14.960	135.298	130.814
10	11:57:45.750	<b>52.144</b>	<b>17.429</b>	19.823	<b>14.892</b>	135.571	132.102

Lap	Time of Day	Lap Tm	S1	S2	S3	S3Spd	SFSpd
<b>(22) Steven WATSON</b>							
1	11:49:49.143			20.906	15.288	<b>135.845</b>	127.339
2	11:50:42.684	<b>53.541</b>	17.871	20.378	15.292	132.102	127.339
3	11:51:35.827	<b>53.143</b>	17.664	20.284	15.195	133.150	126.857
4	11:52:28.838	<b>53.011</b>	17.643	20.349	15.019	131.326	<b>128.805</b>
5	11:53:21.305	<b>52.467</b>	<b>17.450</b>	<b>20.010</b>	15.007	132.886	127.824
6	11:54:14.204	<b>52.899</b>	17.660	20.179	15.060	131.326	127.824
7	11:55:06.961	<b>52.757</b>	17.511	20.266	<b>14.980</b>	130.053	126.618
8	11:56:00.657	<b>53.696</b>	17.621	20.634	15.441	123.360	125.905
9	11:56:53.933	<b>53.276</b>	17.657	20.196	15.423	132.362	126.857
10	11:57:47.151	<b>53.218</b>	17.724	20.238	15.256	133.150	125.435

Lap	Time of Day	Lap Tm	S1	S2	S3	S3Spd	SFSpd
<b>(18) Clint WALKER</b>							
1	11:49:49.956			20.881	15.636	<b>135.025</b>	<b>127.824</b>
2	11:50:44.993	<b>55.037</b>	18.541	21.180	15.316	129.551	127.581
3	11:51:38.808	<b>53.815</b>	18.263	<b>20.311</b>	15.241	132.102	127.824
4	11:52:31.993	<b>53.185</b>	17.684	20.403	<b>15.098</b>	128.559	126.618
5	11:53:25.187	<b>53.194</b>	17.577	20.369	15.248	126.857	127.339
6	11:54:18.610	<b>53.423</b>	17.587	20.642	15.194	128.559	124.735
7	11:55:12.003	<b>53.393</b>	17.850	20.386	15.157	127.339	125.905
8	11:56:05.429	<b>53.426</b>	<b>17.564</b>	20.436	15.426	125.905	125.435
9	11:56:59.216	<b>53.787</b>	17.769	20.613	15.405	124.273	127.339
10	11:57:52.983	<b>53.767</b>	17.847	20.616	15.304	126.857	125.905

Lap	Time of Day	Lap Tm	S1	S2	S3	S3Spd	SFSpd
<b>(41) Lukasz PIEC</b>							
1	11:49:50.898			21.188	15.496	127.581	127.824
2	11:50:45.695	<b>54.797</b>	18.354	20.814	15.629	128.068	128.313
3	11:51:39.960	<b>54.265</b>	18.511	20.550	15.204	134.484	128.068
4	11:52:33.156	<b>53.196</b>	17.794	<b>20.298</b>	<b>15.104</b>	134.215	<b>130.306</b>
5	11:53:26.643	<b>53.487</b>	<b>17.691</b>	20.461	15.335	<b>136.398</b>	128.559
6	11:54:20.165	<b>53.522</b>	17.892	20.435	15.195	135.845	129.802
7	11:55:14.000	<b>53.835</b>	18.041	20.667	15.127	133.415	128.559
8	11:56:08.236	<b>54.236</b>	17.970	20.863	15.403	135.571	129.551
9	11:57:02.164	<b>53.928</b>	17.800	20.762	15.366	133.415	129.802
10	11:57:56.309	<b>54.145</b>	18.098	20.743	15.304	135.845	129.551

Lap	Time of Day	Lap Tm	S1	S2	S3	S3Spd	SFSpd
<b>(30) Alan RENNIE</b>							
1	11:49:						

## KMSC National Motorcycle Racing

KMSC Superbikes &amp; KMSC Clubman

Knockhill 1.267 miles

Race 19 - 2nd Race

02/09/2018 11:35

Race (10 Laps) started at 11:48:50

Lap	Time of Day	Lap Tm	S1	S2	S3	S3Spd	SFSpd	Lap	Time of Day	Lap Tm	S1	S2	S3	S3Spd	SFSpd
<b>(47) Alan BRYCE</b>															
1	11:49:56.804			23.184	16.499	124.044	126.142	2	11:50:45.391	<b>55.804</b>	18.721	<b>20.883</b>	16.200	<b>135.845</b>	108.064
2	11:50:53.021	<b>56.217</b>	19.244	21.240	15.733	127.339	129.302	3	11:51:42.586	<b>57.195</b>	19.885	21.082	16.228	<b>133.150</b>	116.709
3	11:51:50.219	<b>57.198</b>	19.505	21.532	16.161	<b>130.814</b>	127.824	4	11:52:40.368	<b>57.782</b>	19.451	21.605	16.726	124.968	121.352
4	11:52:45.353	<b>55.134</b>	18.545	20.994	15.595	130.306	126.857	5	11:53:37.180	<b>56.812</b>	18.966	21.616	16.230	129.053	119.409
5	11:53:39.807	<b>54.454</b>	17.951	20.782	15.721	128.559	<b>130.560</b>	6	11:54:34.031	<b>56.851</b>	19.156	21.396	16.299	128.068	121.572
6	11:54:33.932	<b>54.125</b>	18.172	20.363	15.590	130.053	129.053	7	11:55:30.890	<b>56.859</b>	19.117	21.308	16.434	128.068	124.968
7	11:55:27.283	<b>53.351</b>	17.678	20.371	<b>15.302</b>	124.968	127.581	8	11:56:26.560	<b>55.670</b>	<b>18.662</b>	21.017	15.991	130.814	120.697
8	11:56:20.691	<b>53.408</b>	<b>17.628</b>	20.342	15.438	127.339	126.618	9	11:57:23.225	<b>56.665</b>	19.472	21.312	15.881	133.150	124.273
9	11:57:14.417	<b>53.726</b>	17.686	20.466	15.574	129.053	126.380	<b>(71) Gavin JONES</b>							
10	11:58:07.858	<b>53.441</b>	17.746	<b>20.290</b>	15.405	127.339	124.504	1	11:49:49.587			21.039	<b>15.848</b>	133.415	<b>125.905</b>
<b>(69) Rodney SCOTT</b>															
1	11:49:56.681			23.107	16.487	122.908	127.581	2	11:50:52.677	<b>58.266</b>	19.185	22.043	17.038	116.709	124.273
2	11:50:52.874	<b>56.193</b>	19.128	21.171	15.894	127.581	129.053	3	11:51:50.213	<b>57.536</b>	18.940	21.838	16.758	120.697	124.504
3	11:51:50.182	<b>57.308</b>	19.487	21.537	16.284	129.551	127.339	4	11:52:48.180	<b>57.967</b>	19.552	21.750	16.665	121.572	123.587
4	11:52:44.799	<b>54.617</b>	18.375	20.959	15.283	131.070	129.802	5	11:53:44.642	<b>56.462</b>	18.763	<b>21.354</b>	16.345	122.236	126.142
5	11:53:39.880	<b>55.081</b>	18.203	20.939	15.939	126.618	125.905	6	11:54:41.633	<b>56.991</b>	19.008	21.703	<b>16.280</b>	121.352	123.133
6	11:54:34.780	<b>54.900</b>	18.961	<b>20.568</b>	15.371	130.814	<b>130.053</b>	7	11:55:38.738	<b>57.105</b>	<b>18.749</b>	21.589	<b>16.767</b>	120.697	123.587
7	11:55:29.970	<b>55.190</b>	18.864	<b>20.875</b>	15.451	129.802	129.053	8	11:56:36.031	<b>57.293</b>	19.048	21.651	16.594	121.572	120.697
8	11:56:24.359	<b>54.389</b>	18.305	20.672	15.412	<b>131.842</b>	127.824	9	11:57:33.525	<b>57.494</b>	19.434	21.403	16.657	<b>123.587</b>	124.968
9	11:57:18.255	<b>53.896</b>	<b>17.893</b>	20.797	<b>15.206</b>	130.814	129.302	<b>(100) Laura NUTTALL</b>							
10	11:58:13.295	<b>55.040</b>	18.119	21.061	15.860	122.908	129.551	1	11:49:58.562			23.930	16.855	115.703	127.824
<b>(26) Steven MacINTYRE</b>															
1	11:49:53.011			22.049	15.925	127.339	124.273	2	11:50:57.239	<b>58.677</b>	19.797	22.266	16.614	114.129	<b>130.560</b>
2	11:50:48.888	<b>55.877</b>	18.475	21.511	15.891	<b>128.068</b>	123.360	3	11:51:55.214	<b>57.975</b>	19.607	22.085	16.283	118.565	129.802
3	11:51:43.944	<b>55.056</b>	18.509	<b>20.978</b>	15.569	128.068	124.044	4	11:52:53.123	<b>57.909</b>	19.610	21.942	16.357	119.621	130.560
4	11:52:39.728	<b>55.784</b>	18.491	21.275	16.018	126.380	123.133	5	11:53:50.017	<b>56.894</b>	<b>19.069</b>	21.772	16.053	117.526	126.380
5	11:53:35.968	<b>56.240</b>	18.367	21.739	16.134	120.265	122.014	6	11:54:47.114	<b>57.097</b>	19.200	21.782	16.115	115.504	125.201
6	11:54:31.719	<b>55.751</b>	18.514	21.357	15.880	126.142	122.459	7	11:55:43.986	<b>56.872</b>	19.141	21.639	16.092	119.196	127.824
7	11:55:27.180	<b>55.461</b>	18.266	21.269	15.926	125.435	122.459	8	11:56:40.549	<b>56.563</b>	19.256	21.456	15.851	117.940	127.824
8	11:56:22.496	<b>55.316</b>	18.267	21.206	15.843	126.142	123.587	9	11:57:36.928	<b>56.379</b>	19.122	<b>21.446</b>	<b>15.811</b>	<b>120.697</b>	128.313
9	11:57:17.976	<b>55.480</b>	18.289	21.551	15.640	125.670	123.133	<b>(64) Martin HENDERSON</b>							
10	11:58:13.514	<b>55.538</b>	<b>18.018</b>	21.976	<b>15.544</b>	125.435	<b>125.905</b>	1	11:49:55.835			22.546	16.375	126.857	<b>123.360</b>
<b>(16) Scott MURRAY</b>															
1	11:49:55.403			<b>22.575</b>	16.173	<b>132.362</b>	123.815	2	11:51:04.816	<b>1:08.981</b>	19.133	33.226	16.622	96.976	122.908
2	11:50:51.959	<b>56.556</b>			16.091	122.236	123.133	3	11:52:02.072	<b>57.256</b>	18.437	21.618	17.201	121.572	122.236
3	11:51:48.178	<b>56.219</b>			15.776	128.559	123.360	4	11:52:57.486	<b>55.414</b>	18.275	21.128	16.011	123.360	122.459
4	11:52:43.764	<b>55.586</b>			15.669	130.306	123.815	5	11:53:52.504	<b>55.018</b>	<b>18.204</b>	<b>20.695</b>	16.119	128.805	120.697
5	11:53:39.293	<b>55.529</b>			15.836	130.306	122.236	6	11:54:48.499	<b>55.995</b>	18.396	21.165	16.434	120.697	121.133
6	11:54:35.192	<b>55.899</b>			15.807	129.302	126.142	7	11:55:47.407	<b>58.908</b>	19.853	22.553	16.502	120.049	122.236
7	11:55:30.422	<b>55.230</b>			15.608	132.362	126.142	8	11:56:44.541	<b>57.134</b>	19.043	22.154	15.937	123.587	121.352
8	11:56:25.052	<b>54.630</b>			15.445	131.070	124.735	9	11:57:39.886	<b>55.345</b>	18.431	21.110	<b>15.804</b>	<b>129.802</b>	122.683
9	11:57:19.850	<b>54.798</b>			15.429	131.842	124.504	<b>(14) James CRAWFORD</b>							
10	11:58:14.029	<b>54.179</b>			<b>15.139</b>	130.560	<b>127.098</b>	1	11:49:58.405			24.034	16.966	120.480	122.014
<b>(98) Christopher LIDDELL</b>															
1	11:49:55.106			22.436	16.646	123.360	126.857	2	11:50:57.036	<b>58.631</b>	19.526	22.453	16.652	120.265	121.572
2	11:50:51.843	<b>56.737</b>	18.812	21.722	16.203	126.380	122.236	3	11:51:55.058	<b>58.022</b>	19.233	22.352	16.437	124.504	119.621
3	11:51:47.717	<b>55.874</b>	18.298	21.672	15.904	123.815	124.273	4	11:52:53.070	<b>58.012</b>	19.342	22.149	16.521	122.236	121.792
4	11:52:43.414	<b>55.697</b>	18.397	21.337	15.963	125.905	123.587	5	11:53:51.208	<b>58.138</b>	19.723	22.144	16.271	123.815	122.459
5	11:53:38.786	<b>55.372</b>	18.379	20.957	16.036	127.824	125.670	6	11:54:49.575	<b>58.367</b>	19.880	22.044	16.443	123.133	120.049
6	11:54:34.455	<b>55.669</b>	18.469	20.974	16.226	127.098	127.098	7	11:55:48.353	<b>58.778</b>	19.940	22.634	16.204	<b>127.824</b>	<b>123.133</b>
7	11:55:29.664	<b>55.209</b>	18.440	<b>20.684</b>	16.085	127.581	123.815	8	11:56:46.181	<b>57.828</b>	19.663	<b>21.934</b>	16.231	125.435	121.133
8	11:56:24.601	<b>54.937</b>	18.331	20.840	15.766	128.068	<b>128.068</b>	9	11:57:43.442	<b>57.261</b>	<b>19.115</b>	21.988	<b>16.158</b>	124.044	121.572
9	11:57:20.556	<b>55.955</b>	<b>18.243</b>	21.177	16.535	127.098	118.356	<b>(17) Gordon MacDONALD</b>							
10	11:58:15.413	<b>54.857</b>	18.332	20.948	<b>15.577</b>	<b>128.805</b>	127.581	1	11:49:50.737			21.383	15.555	131.326	130.306
<b>(155) Bryan GILLIS</b>															
1	11:49:56.467			23.009	16.494	127.824	124.504	2	11:50:45.326	<b>54.589</b>	18.014	21.200	15.375	133.947	<b>131.070</b>
2	11:50:52.656	<b>56.189</b>	19.128	21.185	15.876	130.814	124.968	3	11:51:40.070	<b>54.744</b>	18.312	<b>20.966</b>	15.466	<b>135.298</b>	130.560
3	11:51:49.300	<b>56.644</b>	18.980	21.160	16.504	116.103	124.044	4	11:52:34.817	<b>54.747</b>	18.150	20.968	15.629	119.196	129.302
4	11:52:44.179	<b>54.879</b>	<b>18.431</b>	<b>20.763</b>	<b>15.685</b>	131.584	125.435	5	11:53:29.157	<b>54.340</b>	<b>17.959</b>	21.061	<b>15.320</b>	134.484	128.805
								6	11:54:23.699	<b>54.542</b>	18.127	20.988	15.427	135.298	124.735
								7	11:55:19.199	<b>55.500</b>	18.397	21.695	15.408	133.947	129.802
								8	11:56:17.722	<b>58.523</b>	18.690	21.657	18.176	129.802	45.776
<b>(99) Callum GRIGOR</b>															
1	11:49:52.947											21.659	15.077	133.947	131.070

Clerk of the Course.

 Sig : \_\_\_\_\_ Time : \_\_\_\_\_  
 Chief Timekeeper : Ian Sharp (SMART Timing)  
 Results available at [www.speedhive.com](http://www.speedhive.com) and [www.smart-timing.co.uk](http://www.smart-timing.co.uk)

Orbits



## KMSC National Motorcycle Racing

KMSC Superbikes & KMSC Clubman

Knockhill 1.267 miles

Race 19 - 2nd Race

02/09/2018 11:35

Race (10 Laps) started at 11:48:50

Lap	Time of Day	Lap Tm	S1	S2	S3	S3Spd	SFSpd	Lap	Time of Day	Lap Tm	S1	S2	S3	S3Spd	SFSpd
2	11:50:45.573	<b>52.626</b>	17.781	19.878	14.967	<b>138.081</b>	130.560								
3	11:51:37.470	<b>51.897</b>	17.480	19.786	14.631	136.954	130.053								
4	11:52:29.324	<b>51.854</b>	17.232	<b>19.625</b>	14.997	137.234	126.618								
5	11:53:20.896	<b>51.572</b>	17.228	19.867	<b>14.477</b>	138.081	<b>131.326</b>								
6	11:54:12.364	<b>51.468</b>	<b>17.189</b>	19.728	14.551	136.121	129.551								
7	11:55:07.170	<b>54.806</b>	17.208	19.750	17.848	135.845	34.681								

(28) Paul BOWERBANK

1	11:49:55.723			22.502	16.786	133.415	125.435
2	11:50:53.106	<b>57.383</b>	19.070	21.749	16.564	134.484	122.683
3	11:51:49.976	<b>56.870</b>	19.071	21.457	16.342	134.215	121.133
4	11:52:45.362	<b>55.386</b>	<b>18.432</b>	20.813	16.141	136.954	122.908
5	11:53:40.475	<b>55.113</b>	18.513	<b>20.757</b>	<b>15.843</b>	<b>138.081</b>	<b>126.142</b>

(67) Des BURNS

1	11:49:53.444			<b>21.661</b>	<b>16.000</b>	<b>127.581</b>	<b>129.053</b>
2	11:50:54.387	<b>1:00.943</b>	<b>18.630</b>	21.888	20.425	122.908	36.872

Clerk of the Course.

Sig : Time :  
Chief Timekeeper : Ian Sharp (SMART Timing)

Results available at [www.speedhive.com](http://www.speedhive.com) and [www.smart-timing.co.uk](http://www.smart-timing.co.uk)

Printed: 02/09/2018 12:01:51

Orbits



## KMSC National Motorcycle Racing

## Lapchart

**KMSC Superbikes & KMSC Clubman**

**Knockhill 1.267 miles**

**Race 19 - 2nd Race**

**02/09/2018 11:35**

**Race (10 Laps) started at 11:48:50**

Competitors	Laps									
	1	2	3	4	5	6	7	8	9	10
Sean GILFILLAN (72)	1	72	72	72	72	72	72	72	72	72
Greg GILFILLAN (94)	2	94	94	94	94	94	94	45	45	45
Ewan GRAY (45)	3	45	45	45	45	45	45	94	94	94
John DEAN (34)	4	34	34	34	34	34	34	1	1	1
Stewart ROBB (57)	5	57	1	1	1	1	1	34	34	34
Bruce BIRNIE (1)	6	1	57	57	57	57	57	57	57	57
Steven WATSON (22)	7	22	22	22	99	99	22	22	56	56
Gavin JONES (71)	8	71	56	56	99	22	22	99	56	22
Andy GROVES (56)	9	56	18	99	56	56	56	56	18	18
Clint WALKER (18)	10	18	17	18	18	18	18	41	41	41
Gordon MacDONALD (17)	11	17	71	41	41	41	41	52	52	30
Lukasz PIEC (41)	12	41	99	17	17	17	52	30	30	52
Andrew BUCHANAN (29)	13	29	41	29	52	52	17	29	29	29
Paul McLEAN (52)	14	52	29	52	29	29	30	30	17	47
Callum GRIGOR (99)	15	99	52	71	30	30	29	29	47	26
Steven MacINTYRE (26)	16	26	26	30	26	26	26	26	26	69
Des BURNS (67)	17	67	30	26	71	71	47	47	69	16
Alan RENNIE (30)	18	30	98	98	98	98	71	98	98	98
Callum JACKSON (151)	19	151	16	16	16	16	98	69	16	155
Christopher LIDDELL (98)	20	98	155	155	155	155	69	16	71	71
Scott MURRAY (16)	21	16	151	28	69	47	16	71	155	151
Paul BOWERBANK (28)	22	28	69	69	47	69	155	155	151	100
Martin HENDERSON (64)	23	64	47	151	28	28	151	151	100	64
Bryan GILLIS (155)	24	155	28	47	151	151	100	100	64	14
Rodney SCOTT (69)	25	69	67	14	14	100	64	64	14	
Alan BRYCE (47)	26	47	14	100	100	14	14	14		
James CRAWFORD (14)	27	14	100	64	64	64				
Laura NUTTALL (100)	28	100	64							
-	29									
-	30									
-	31									

**Clerk of the Course.**

**Sig :** \_\_\_\_\_ **Time :** \_\_\_\_\_  
**Chief Timekeeper : Ian Sharp (SMART Timing)**

**Results available at [www.speedhive.com](http://www.speedhive.com) and [www.smart-timing.co.uk](http://www.smart-timing.co.uk)**

**Printed: 02/09/2018 12:02:45**

**Orbits**



# Race Results

## KMSC National Motorcycle Racing

Sorted on Laps

KMSC Sidecars

Knockhill 1.267 miles

Race 20 - 2nd Race

02/09/2018 11:55

Race (10 Laps) started at 12:07:43

Pos	No.	Name	Make/Model	CC	Class	Laps	Total Tm	Diff	Best Tm	In Lap	Avg. Speed
1	29	KERSHAW / CLARK	Kawasaki	LCR 1000	SC	10	9:09.416		52.437	6	83.017
2	72	LAWRIE / FAIRHURST	Windle	1000	SC	10	9:36.184	26.768	55.872	5	79.160
3	55	O'NEILL / FITZPATRICK	Kawasaki	LCR	SC	10	9:49.247	39.831	56.719	5	77.405
4	19	ROBINSON / GRAVEL		LCR F2 600	SC	10	9:53.412	43.996	57.376	8	76.862
5	964	ANDERSON / LUPTON	Baker	F1	SC	10	9:58.567	49.151	58.629	7	76.200
6	114	AMOS / MAYHEW	Suzuki Windle	GSXR1000	SC	10	10:03.326	53.910	58.754	9	75.599
7	93	KIRKUP / BROWN	Windle Suzuki	600	SC	10	10:06.078	56.662	58.629	3	75.256
8	155	STAINTON / STAINTON	Suzuki	LCR 600	SC	9	9:23.189	1 Lap	1:01.069	7	72.888
9	56	McKAY / SZANEL	Ireson Suzuki	750	SC	9	9:43.690	1 Lap	1:02.472	9	70.328
10	22	LITHGOW / MELVILLE	Shelbourne RR	600	SC	9	9:45.804	1 Lap	1:03.144	2	70.074
11	7	ZAKARAUSKAS / STEPHEI	Suzuki	LCR F2	SC	9	9:47.480	1 Lap	1:03.035	9	69.874
12	11	MAYHEW / TAYLOR	Ireson Honda	600	SC	9	9:48.538	1 Lap	1:03.130	3	69.749
13	27	WARDEN / SCHOLFIELD	AWR	1000	SC	9	9:49.651	1 Lap	1:04.379	2	69.617
14	50	BROWNE / BRUNTON	Baker Suzuki	750 F2	SC	9	9:51.369	1 Lap	1:03.901	5	69.415
<b>Not classified</b>											
DNF	15	SHAND / GORDON	Shand	F2 600	SC	7	7:00.367	DNF	56.033	4	75.952
DNF	61	FORREST / McCAULEY	Yamaha	F1 R1	SC	3	3:39.392	DNF	1:09.353	2	62.369
DNS	18	BELL / CONNELL	Kawasaki	LCR ZX10R	SC			DNS		0	-

### Announcements

New Track Record (52.437) for KMSC Sidecars by KERSHAW / CLARK.

Margin of Victory	Avg. Speed	Best Lap Tm	Best Speed	Best Lap by
26.768	83.017	52.437	86.982	29 - KERSHAW / CLARK

Clerk of the Course.

Orbits

Sig : Time :

Chief Timekeeper : Ian Sharp (SMART Timing)

 Results available at [www.speedhive.com](http://www.speedhive.com) and [www.smart-timing.co.uk](http://www.smart-timing.co.uk)

Printed: 02/09/2018 12:19:35





## KMSC National Motorcycle Racing

### KMSC Sidecars

Knockhill 1.267 miles

#### Race 20 - 2nd Race

02/09/2018 11:55

#### Race (10 Laps) started at 12:07:43

Lap	Time of Day	Lap Tm	S1	S2	S3	S3Spd	SFSpd	Lap	Time of Day	Lap Tm	S1	S2	S3	S3Spd	SFSpd		
<b>(29) KERSHAW / CLARK</b>								<b>(155) STAINTON / STAINTON</b>									
1	12:08:49.437				15.951	118.565	112.786	1	12:08:53.123			24.968	17.878	<b>106.859</b>	96.697		
2	12:09:44.610	<b>55.173</b>			16.081	116.103	113.935	2	12:09:53.396	<b>1:00.273</b>	19.790	23.281	17.202	105.184	97.117		
3	12:10:38.536	<b>53.926</b>			15.501	123.133	112.408	3	12:10:52.025	<b>58.629</b>	<b>19.221</b>	<b>22.162</b>	17.246	106.520	96.419		
4	12:11:31.235	<b>52.699</b>			<b>15.294</b>	123.815	113.742	4	12:11:51.681	<b>59.656</b>	19.268	22.714	17.674	103.402	96.005		
5	12:12:23.868	<b>52.633</b>			15.492	124.044	114.910	5	12:12:51.104	<b>59.423</b>	19.413	22.662	17.348	105.020	96.836		
6	12:13:16.305	<b>52.437</b>			15.337	<b>125.435</b>	<b>115.703</b>	6	12:13:50.420	<b>59.316</b>	19.406	22.784	<b>17.126</b>	105.349	96.836		
7	12:14:12.117	<b>55.812</b>			15.819	123.360	113.935	7	12:14:50.093	<b>59.673</b>	19.639	22.580	17.454	105.515	<b>97.540</b>		
8	12:15:05.732	<b>53.615</b>			15.589	124.273	114.714	8	12:15:50.289	<b>1:00.196</b>	19.463	23.558	17.175	103.561	97.399		
9	12:15:59.434	<b>53.702</b>			15.429	123.815	115.107	9	12:16:49.597	<b>59.308</b>	19.540	22.308	17.460	104.366	96.836		
10	12:16:53.250	<b>53.816</b>			15.944	124.735	110.012	10	12:17:49.912	<b>1:00.315</b>	19.327	23.279	17.709	103.402	95.188		
<b>(72) LAWRIE / FAIRHURST</b>								<b>(56) McKAY / SZANEL</b>									
1	12:08:47.777			22.987	16.693	120.265	110.556	1	12:08:51.161			25.617	19.143	104.856	98.543		
2	12:09:44.473	<b>56.696</b>	18.590	22.019	<b>16.087</b>	119.196	<b>112.786</b>	2	12:09:56.521	<b>1:01.964</b>	20.856	23.668	17.440	<b>108.941</b>	<b>101.832</b>		
3	12:10:40.474	<b>56.001</b>	18.660	<b>21.163</b>	16.178	120.697	111.660	3	12:10:58.053	<b>1:01.532</b>	20.384	23.573	17.575	108.941	101.218		
4	12:11:36.647	<b>56.173</b>	<b>18.296</b>	21.487	16.390	117.940	110.012	4	12:12:00.180	<b>1:02.127</b>	20.748	23.724	17.655	108.588	101.524		
5	12:12:32.519	<b>55.872</b>	18.384	21.224	16.264	<b>121.572</b>	110.193	5	12:13:01.919	<b>1:01.739</b>	20.325	23.649	17.765	108.941	101.678		
6	12:13:29.560	<b>57.041</b>	18.928	21.330	16.783	117.733	105.681	6	12:14:03.318	<b>1:01.399</b>	20.222	23.865	<b>17.312</b>	107.890	101.832		
7	12:14:25.766	<b>56.206</b>	18.817	21.184	16.205	118.147	110.556	7	12:15:04.387	<b>1:01.069</b>	20.099	<b>23.556</b>	17.414	107.201	101.371		
8	12:15:24.136	<b>58.370</b>	18.839	21.630	17.901	111.474	108.064	8	12:16:05.638	<b>1:01.251</b>	20.032	23.761	17.458	108.941	101.524		
9	12:16:22.568	<b>58.432</b>	19.520	22.237	16.675	115.107	110.922	9	12:17:07.023	<b>1:01.385</b>	<b>20.012</b>	23.776	17.597	108.064	101.832		
10	12:17:20.018	<b>57.450</b>			17.428	119.409	94.651	<b>(56) McKAY / SZANEL</b>									
<b>(55) O'NEILL / FITZPATRICK</b>								<b>(56) McKAY / SZANEL</b>									
1	12:08:53.035			25.116	17.382	117.733	<b>111.474</b>	1	12:08:51.161			24.966	18.317	104.529	100.011		
2	12:09:52.430	<b>59.395</b>	20.064	22.902	16.429	117.321	110.012	2	12:09:55.979	<b>1:04.818</b>	<b>20.739</b>	25.391	18.688	102.926	98.254		
3	12:10:49.266	<b>56.836</b>	19.171	21.594	<b>16.071</b>	<b>118.775</b>	109.832	3	12:11:01.279	<b>1:05.300</b>	21.955	24.769	18.576	103.242	<b>101.066</b>		
4	12:11:46.766	<b>57.500</b>	19.058	21.857	16.585	115.703	105.184	4	12:12:07.792	<b>1:06.513</b>	21.604	25.900	19.009	102.298	99.714		
5	12:12:43.485	<b>56.719</b>	18.778	<b>21.508</b>	16.433	117.526	108.064	5	12:13:12.394	<b>1:04.602</b>	21.370	25.443	17.789	106.183	99.714		
6	12:13:40.941	<b>57.456</b>	18.925	22.019	16.512	118.356	107.616	6	12:14:16.180	<b>1:03.786</b>	21.384	24.608	17.794	<b>107.717</b>	98.398		
7	12:14:38.769	<b>57.828</b>	18.961	21.965	16.902	118.356	107.890	7	12:15:20.251	<b>1:04.071</b>	21.599	24.484	17.988	107.372	98.111		
8	12:15:36.150	<b>57.381</b>	<b>18.657</b>	22.037	16.687	117.321	108.413	8	12:16:25.052	<b>1:04.801</b>	20.813	24.821	19.167	97.824	100.762		
9	12:16:33.562	<b>57.412</b>	18.757	22.035	16.620	116.506	104.529	9	12:17:27.524	<b>1:02.472</b>	20.754	<b>23.944</b>	<b>17.774</b>	107.544	99.419		
10	12:17:33.081	<b>59.519</b>	19.528	23.050	16.941	116.709	106.351	<b>(22) LITHGOW / MELVILLE</b>									
<b>(19) ROBINSON / GRAVEL</b>								<b>(22) LITHGOW / MELVILLE</b>									
1	12:08:52.272			24.920	17.276	108.588	101.678	1	12:08:55.480			25.365	18.713	105.020	<b>96.836</b>		
2	12:09:52.080	<b>59.808</b>	19.826	23.147	16.835	106.859	102.142	2	12:09:58.624	<b>1:03.144</b>	21.308	<b>23.330</b>	<b>18.506</b>	<b>105.681</b>	95.731		
3	12:10:50.659	<b>58.579</b>	19.966	22.035	16.578	110.012	102.298	3	12:11:03.616	<b>1:04.992</b>	21.509	24.128	19.355	103.721	91.179		
4	12:11:49.758	<b>59.099</b>	19.343	22.639	17.117	109.474	102.611	4	12:12:09.265	<b>1:05.649</b>	21.636	24.803	19.210	102.611	95.188		
5	12:12:49.204	<b>59.446</b>	19.790	22.984	16.672	109.832	102.611	5	12:13:15.164	<b>1:05.899</b>	21.410	25.106	19.383	103.882	93.465		
6	12:13:46.617	<b>57.413</b>	19.068	22.175	<b>16.170</b>	<b>110.556</b>	<b>103.402</b>	6	12:14:19.119	<b>1:03.955</b>	21.448	23.682	18.825	104.204	95.053		
7	12:14:44.173	<b>57.556</b>	19.058	<b>21.939</b>	16.559	109.118	102.768	7	12:15:22.620	<b>1:03.501</b>	20.437	24.314	18.750	102.926	95.053		
8	12:15:41.549	<b>57.376</b>	18.888	22.024	16.464	109.296	102.926	8	12:16:26.426	<b>1:03.806</b>	<b>20.295</b>	24.773	18.738	102.298	95.459		
9	12:16:38.945	<b>57.396</b>	<b>18.804</b>	22.259	16.333	108.588	102.768	9	12:17:29.638	<b>1:03.212</b>	20.357	24.172	18.683	103.242	93.988		
10	12:17:37.246	<b>58.301</b>	19.110	22.444	16.747	109.474	101.524	<b>(7) ZAKARAUSKAS / STEPHEN</b>									
<b>(964) ANDERSON / LUPTON</b>								<b>(7) ZAKARAUSKAS / STEPHEN</b>									
1	12:08:47.459			22.823	17.115	104.204	<b>97.257</b>	1	12:08:54.951								
2	12:09:47.463	<b>1:00.004</b>	20.025	22.839	17.140	104.856	96.143	2	12:10:01.112	<b>1:06.161</b>							
3	12:10:47.983	<b>1:00.520</b>	20.069	23.330	17.121	<b>105.515</b>	96.281	3	12:11:06.060	<b>1:04.948</b>							
4	12:11:47.390	<b>59.407</b>	20.024	22.325	17.058	103.561	96.697	4	12:12:10.549	<b>1:04.489</b>							
5	12:12:47.311	<b>59.921</b>	19.681	23.103	17.137	99.566	96.281	5	12:13:14.827	<b>1:04.278</b>							
6	12:13:46.750	<b>59.439</b>	19.664	22.606	17.169	103.882	95.459	6	12:14:19.933	<b>1:05.106</b>							
7	12:14:45.379	<b>58.629</b>	<b>19.297</b>	22.409	16.923	104.204	96.281	7	12:15:24.318	<b>1:04.385</b>							
8	12:15:44.688	<b>59.309</b>	19.502	22.560	17.247	103.084	96.419	8	12:16:28.279	<b>1:03.961</b>							
9	12:16:43.662	<b>58.974</b>	19.379	22.461	17.134	103.561	96.697	9	12:17:31.314	<b>1:03.035</b>							
10	12:17:42.401	<b>58.739</b>	19.586	<b>22.323</b>	<b>16.830</b>	104.366	96.976	<b>(11) MAYHEW / TAYLOR</b>									
<b>(114) AMOS / MAYHEW</b>								<b>(11) MAYHEW / TAYLOR</b>									
1	12:08:46.070			23.038	<b>16.741</b>	112.033	106.689	1	12:08:55.766			25.573	18.430	98.688	<b>95.595</b>		
2	12:09:46.691	<b>1:00.621</b>	19.861	23.453	17.307	113.549	104.692	2	12:10:00.284	<b>1:04.518</b>	21.875	24.065	18.578	<b>100.310</b>	93.988		
3	12:10:47.629	<b>1:00.938</b>	20.684	22.809	17.445	114.129	107.717	3	12:11:03.414	<b>1:03.130</b>	21.070	<b>23.742</b>	18.318	99.863	93.595		
4	12:11:49.330	<b>1:01.701</b>	20.803	23.491	17.407	111.660	107.372	4	12:12:07.609	<b>1:04.195</b>	21.246	24.817	<b>18.132</b>	99.863	93.335		
5	12:12:50.156	<b>1:00.826</b>	20.033	23.253	17.540	112.976	107.890	5	12:13:12.990	<b>1:05.381</b>	22.028	24.975	18.378	97.824	92.947		
6	12:13:49.448	<b>59.292</b>	19.739	22.719	16.834	115.107	106.183	6	12:14:18.095	<b>1:05.105</b>	21.235	24.955	18.915	98.833	92.308		
7	12:14:49.597	<b>1:00.149</b>	19.770	22.847	17.532	110.922	107.890	7	12:15:22.774	<b>1:04.679</b>	<b>20.948</b>	24.179	19.552	96.836	90.932		
8	12:15:49.173	<b>59.576</b>	19.653	23.024	16.899	113.742	106.689	8	12:16:27.671	<b>1:04.897</b>	21.587	24.323	18.987	96.005	91.179		
9	12:16:47.927	<b>58.754</b>	<b>19.414</b>	<b>22.441</b>	16.899	<b>115.903</b>	<b>109.118</b>	9	12:17:32.372	<b>1:04.701</b>	22.181	24.029	18.491	98.979	93.988		
10	12:17:47.160	<b>59.233</b>	19.751	22.734	16.748	114.323	106.689	<b>(27) WARDEN / SCHOLFIELD</b>									
<b>(93) KIRKUP / BROWN</b>								<b>(27) WARDEN / SCHOLFIELD</b>									
1	12:08:53.650					25.135	19.495	97.824	91.677	1	12:08:53.650			25.135	19.495	97.824	91.677
2	12:																

## KMSC National Motorcycle Racing

KMSC Sidecars

Knockhill 1.267 miles

Race 20 - 2nd Race

02/09/2018 11:55

Race (10 Laps) started at 12:07:43

Lap	Time of Day	Lap Tm	S1	S2	S3	S3Spd	SFSpd	Lap	Time of Day	Lap Tm	S1	S2	S3	S3Spd	SFSpd
8	12:16:29.067	<b>1:05.081</b>	22.145	<b>23.933</b>	19.003	98.254	91.179								
9	12:17:33.485	<b>1:04.418</b>	21.344	24.375	<b>18.699</b>	99.566	91.802								
<b>(50) BROWNE / BRUNTON</b>															
1	12:08:56.424			26.318	18.665	99.863	100.011								
2	12:10:01.788	<b>1:05.364</b>	22.074	25.184	18.106	107.717	100.011								
3	12:11:07.413	<b>1:05.625</b>	22.288	25.186	18.151	106.351	100.762								
4	12:12:12.183	<b>1:04.770</b>	21.677	25.128	17.965	108.588	100.762								
5	12:13:16.084	<b>1:03.901</b>	21.524	<b>24.534</b>	<b>17.843</b>	109.474	100.762								
6	12:14:21.189	<b>1:05.105</b>	21.781	24.806	18.518	<b>109.653</b>	96.143								
7	12:15:25.929	<b>1:04.740</b>	21.684	24.748	18.308	109.296	100.310								
8	12:16:31.174	<b>1:05.245</b>	21.935	25.099	18.211	108.238	100.161								
9	12:17:35.203	<b>1:04.029</b>	<b>21.434</b>	24.723	17.872	108.238	<b>101.678</b>								
<b>(15) SHAND / GORDON</b>															
1	12:08:50.483			23.988	16.910	110.922	105.020								
2	12:09:47.279	<b>56.796</b>	18.885	21.571	16.340	<b>112.408</b>	<b>105.184</b>								
3	12:10:44.135	<b>56.856</b>	19.453	21.396	<b>16.007</b>	111.660	104.692								
4	12:11:40.168	<b>56.033</b>	<b>18.420</b>	21.470	16.143	110.374	102.926								
5	12:12:36.269	<b>56.101</b>	18.692	<b>21.148</b>	16.261	109.653	102.142								
6	12:13:32.684	<b>56.415</b>	18.774	21.428	16.213	110.012	103.242								
7	12:14:44.201	<b>1:11.517</b>	18.443	26.006	27.068	60.621	35.376								
<b>(61) FORREST / McCAULEY</b>															
1	12:08:57.390				<b>20.164</b>	<b>87.266</b>	<b>78.032</b>								
2	12:10:06.743	<b>1:09.353</b>			20.860	76.432	69.254								
3	12:11:23.226	<b>1:16.483</b>			25.977	73.182	25.209								

Clerk of the Course.

Orbits

Sig : Time :

Chief Timekeeper : Ian Sharp (SMART Timing)

 Results available at [www.speedhive.com](http://www.speedhive.com) and [www.smart-timing.co.uk](http://www.smart-timing.co.uk)

Printed: 02/09/2018 12:19:55



## KMSC National Motorcycle Racing

Lapchart

**KMSC Sidecars**
**Knockhill 1.267 miles**
**Race 20 - 2nd Race**
**02/09/2018 11:55**
**Race (10 Laps) started at 12:07:43**

Competitors	Laps										
	1	2	3	4	5	6	7	8	9	10	
AMOS / MAYHEW (114)	1	114	72	29	29	29	29	29	29	29	29
ANDERSON / LUPTON (964)	2	964	29	72	72	72	72	72	72	72	72
LAWRIE / FAIRHURST (72)	3	72	114	15	15	15	15	55	55	55	55
KERSHAW / CLARK (29)	4	29	15	114	55	55	55	19	19	19	19
SHAND / GORDON (15)	5	15	964	964	964	964	19	15	964	964	964
McKAY / SZANEL (56)	6	56	19	55	114	19	964	964	114	114	114
ROBINSON / GRAVEL (19)	7	19	55	19	19	114	114	114	93	93	93
O'NEILL / FITZPATRICK (55)	8	55	93	93	93	93	93	93	155	155	
KIRKUP / BROWN (93)	9	93	56	155	155	155	155	155	56	56	
WARDEN / SCHOLFIELD (27)	10	27	155	56	11	56	56	56	22	22	
STANTON / STANTON (155)	11	155	27	27	56	11	11	22	11	7	
ZAKARAUSKAS / STEPHEN (7)	12	7	22	11	27	27	22	11	7	11	
LITHGOW / MELVILLE (22)	13	22	11	22	22	7	27	27	27	27	
MAYHEW / TAYLOR (11)	14	11	7	7	7	22	7	7	50	50	
BROWNE / BRUNTON (50)	15	50	50	50	50	50	50	50			
FORREST / McCAULEY (61)	16	61	61	61							
-	17										

Clerk of the Course.

Orbits

Sig : Time :

Chief Timekeeper : Ian Sharp (SMART Timing)

 Results available at [www.speedhive.com](http://www.speedhive.com) and [www.smart-timing.co.uk](http://www.smart-timing.co.uk)

Printed: 02/09/2018 12:20:29



# Race Results

## KMSC National Motorcycle Racing

Sorted on Laps

KMSC Lightweights

Knockhill 1.267 miles

Race 21 - 2nd Race

02/09/2018 12:15

Race (10 Laps) started at 12:22:57

Pos	No.	Name	Make/Model	CC	Class	Laps	Total Tm	Diff	Best Tm	In Lap	Avg. Speed
1	31	Torquil PATERSON	Suzuki	SV650	SL	10	9:20.651		55.157	10	81.353
2	155	Scott CAMPBELL	Kawasaki	ER6 650	SL	10	9:21.656	1.005	55.608	5	81.208
3	21	Grant REID	Kawasaki	ER6	SL	10	9:32.312	11.661	56.322	2	79.696
4	99	Scott ROBERTSON	Suzuki	SV650	SL	10	9:36.248	15.597	56.712	7	79.152
5	141	Logan TURNER	Suzuki	SV650	SL	10	9:41.904	21.253	57.396	6	78.382
6	13	Andrew BARTON	Kawasaki	ER650	SL	10	9:45.660	25.009	57.409	5	77.880
7	74	Christine WATSON	Kawasaki	ER6	SL	10	9:47.053	26.402	57.438	9	77.695
8	24	Craig SHIRLAW	Kawasaki	ER6	SL	10	9:47.631	26.980	57.604	9	77.618
9	38	Adon DAVIE	Moriwaki	RS125	SL	10	9:50.456	29.805	57.910	10	77.247
10	7	Raymond DUGUID	Yamaha	TRX850	SL	10	9:59.519	38.868	58.434	10	76.079
11	64	Bruce COBBURN	Suzuki	SV650	SL	10	10:00.564	39.913	58.872	9	75.947
12	47	Joel BAVIDGE	Suzuki	SV650	SL	10	10:04.844	44.193	58.925	6	75.409
13	12	Jimmy MUIR	Yamaha	FZR400	SL	9	9:23.858	1 Lap	1:01.075	8	72.802
14	77	Steven CRICHTON	Suzuki	SV650	SL	9	9:27.315	1 Lap	1:01.391	7	72.358

**Not classified**

DNS	49	Paul McCLUNG	Kawasaki	ER6	SL			DNS		0	-
DNS	66	Kevin WATRET	Kawasaki	ER6	SL			DNS		0	-
DNS	800	Gordon CLARK	Kawasaki	ER6 650	SL			DNS		0	-
DNS	48	James RUSSELL	Kawasaki	ER6	SL			DNS		0	-

Margin of Victory	Avg. Speed	Best Lap Tm	Best Speed	Best Lap by
1.005	81.353	55.157	82.693	31 - Torquil PATERSON

Clerk of the Course.

Orbits

Sig : Time :

Chief Timekeeper : Ian Sharp (SMART Timing)

 Results available at [www.speedhive.com](http://www.speedhive.com) and [www.smart-timing.co.uk](http://www.smart-timing.co.uk)

Printed: 02/09/2018 12:35:01





# KMSC National Motorcycle Racing

**KMSC Lightweights**

**Knockhill 1.267 miles**

**Race 21 - 2nd Race**

**02/09/2018 12:15**

**Race (10 Laps) started at 12:22:57**

Lap	Time of Day	Lap Tm	S1	S2	S3	S3Spd	SFSpd
<b>(31) Torquil PATERSON</b>							
1	12:23:55.839			21.533	16.345	108.764	106.015
2	12:24:51.792	<b>55.953</b>	18.417	21.326	16.210	109.653	105.681
3	12:25:48.155	<b>56.363</b>	18.662	21.449	16.252	111.660	105.184
4	12:26:43.710	<b>55.555</b>	18.175	21.197	16.183	<b>112.786</b>	106.183
5	12:27:39.304	<b>55.594</b>	18.222	21.282	16.090	112.033	106.015
6	12:28:35.036	<b>55.732</b>	<b>18.077</b>	21.391	16.264	107.890	106.015
7	12:29:31.079	<b>56.043</b>	18.232	21.547	16.264	110.012	102.768
8	12:30:26.791	<b>55.712</b>	18.420	21.305	<b>15.987</b>	110.739	<b>107.201</b>
9	12:31:22.526	<b>55.735</b>	18.492	<b>21.066</b>	16.177	112.033	107.030
10	12:32:17.683	<b>55.157</b>			16.090	109.832	104.043

Lap	Time of Day	Lap Tm	S1	S2	S3	S3Spd	SFSpd
<b>(155) Scott CAMPBELL</b>							
1	12:23:56.019			21.681	16.236	114.129	<b>111.290</b>
2	12:24:51.848	<b>55.829</b>	18.494	21.205	16.130	<b>116.709</b>	110.922
3	12:25:47.717	<b>55.869</b>	18.429	21.421	16.019	113.935	110.193
4	12:26:43.358	<b>55.641</b>	18.402	21.220	16.019	113.935	110.012
5	12:27:38.966	<b>55.608</b>	18.430	21.203	<b>15.975</b>	113.742	110.193
6	12:28:34.708	<b>55.742</b>	<b>18.216</b>	21.502	16.024	114.129	110.193
7	12:29:30.737	<b>56.029</b>	18.419	21.515	16.095	113.166	110.012
8	12:30:26.639	<b>55.902</b>	18.591	21.220	16.091	113.742	110.012
9	12:31:22.317	<b>55.678</b>	18.439	<b>21.153</b>	16.086	114.323	110.193
10	12:32:18.688	<b>56.371</b>	18.737	21.592	16.042	114.714	109.296

Lap	Time of Day	Lap Tm	S1	S2	S3	S3Spd	SFSpd
<b>(21) Grant REID</b>							
1	12:23:56.689			21.942	16.116	116.506	<b>112.033</b>
2	12:24:53.011	<b>56.322</b>	18.639	<b>21.592</b>	16.091	<b>117.321</b>	111.846
3	12:25:49.488	<b>56.477</b>	18.626	21.705	16.146	116.709	112.033
4	12:26:45.871	<b>56.383</b>	<b>18.577</b>	21.637	16.169	115.903	111.846
5	12:27:42.644	<b>56.773</b>	18.724	21.974	<b>16.075</b>	116.506	111.660
6	12:28:39.552	<b>56.908</b>	18.669	21.996	16.243	116.304	111.660
7	12:29:36.744	<b>57.192</b>	18.800	21.950	16.442	115.305	108.413
8	12:30:34.202	<b>57.458</b>	18.930	22.182	16.346	115.107	112.033
9	12:31:32.027	<b>57.825</b>	18.887	22.232	16.706	112.597	111.105
10	12:32:29.344	<b>57.317</b>	18.922	21.952	16.443	115.903	110.739

Lap	Time of Day	Lap Tm	S1	S2	S3	S3Spd	SFSpd
<b>(99) Scott ROBERTSON</b>							
1	12:23:58.177			22.378	16.939	106.859	100.310
2	12:24:55.752	<b>57.575</b>	19.144	21.814	16.617	<b>108.588</b>	100.762
3	12:25:53.548	<b>57.796</b>	19.273	21.995	16.528	106.689	101.218
4	12:26:50.544	<b>56.996</b>			16.626	106.351	101.218
5	12:27:47.751	<b>57.207</b>		21.781	16.423	105.848	101.524
6	12:28:45.109	<b>57.358</b>	18.934	21.784	16.640	105.848	100.762
7	12:29:41.821	<b>56.712</b>	18.768	21.727	<b>16.217</b>	106.520	<b>102.298</b>
8	12:30:38.738	<b>56.917</b>	<b>18.742</b>	<b>21.682</b>	16.493	106.183	101.218
9	12:31:35.690	<b>56.952</b>	18.768	21.703	16.481	105.681	101.371
10	12:32:33.280	<b>57.590</b>	18.775	22.152	16.663	106.351	101.218

Lap	Time of Day	Lap Tm	S1	S2	S3	S3Spd	SFSpd
<b>(141) Logan TURNER</b>							
1	12:23:58.979				17.101	109.474	<b>103.882</b>
2	12:24:57.006	<b>58.027</b>			17.087	106.183	103.402
3	12:25:54.835	<b>57.829</b>			<b>16.760</b>	108.238	103.084
4	12:26:52.322	<b>57.487</b>			16.768	<b>110.739</b>	102.768
5	12:27:50.077	<b>57.755</b>			16.796	108.238	103.084
6	12:28:47.473	<b>57.396</b>			16.769	108.238	102.611
7	12:29:44.876	<b>57.403</b>			16.839	108.238	103.242
8	12:30:42.490	<b>57.614</b>			17.028	108.413	103.242
9	12:31:40.639	<b>58.149</b>			17.124	107.717	102.768
10	12:32:38.936	<b>58.297</b>			17.011	108.238	102.454

Lap	Time of Day	Lap Tm	S1	S2	S3	S3Spd	SFSpd
<b>(13) Andrew BARTON</b>							
1	12:23:58.283			22.301	16.930	<b>110.922</b>	<b>106.520</b>
2	12:24:55.888	<b>57.605</b>	<b>18.815</b>	21.880	16.910	108.941	106.183
3	12:25:54.334	<b>58.446</b>	19.320	22.071	17.055	110.193	104.529
4	12:26:52.387	<b>58.053</b>	19.034	22.018	17.001	108.941	105.349
5	12:27:49.796	<b>57.409</b>	18.854	<b>21.610</b>	16.945	108.764	102.768
6	12:28:48.492	<b>58.696</b>	19.373	22.334	16.989	109.296	102.926
7	12:29:46.698	<b>58.206</b>	19.158	22.253	16.795	108.064	103.882
8	12:30:45.391	<b>58.693</b>	19.475	22.433	<b>16.785</b>	107.890	103.402
9	12:31:44.348	<b>58.957</b>	19.380	22.347	17.230	105.848	101.832
10	12:32:42.692	<b>58.344</b>	19.341	22.081	16.922	108.064	104.204

<b>(74) Christine WATSON</b>							
------------------------------	--	--	--	--	--	--	--

Lap	Time of Day	Lap Tm	S1	S2	S3	S3Spd	SFSpd
1	12:24:00.688				22.936	16.993	111.846
2	12:25:00.335	<b>59.647</b>	19.829	22.821	16.997	110.556	106.351
3	12:25:59.075	<b>58.740</b>	19.685	22.248	16.807	112.033	107.890
4	12:26:57.691	<b>58.616</b>	19.571	22.215	16.830	111.846	106.689
5	12:27:55.626	<b>57.935</b>	19.142	22.115	16.678	111.474	107.201
6	12:28:53.477	<b>57.851</b>	19.216	<b>21.922</b>	16.713	111.660	106.859
7	12:29:51.439	<b>57.962</b>	19.211	21.955	16.796	111.660	108.064
8	12:30:48.974	<b>57.535</b>	18.980	22.029	16.526	<b>112.408</b>	107.372
9	12:31:46.412	<b>57.438</b>	<b>18.949</b>	21.980	<b>16.509</b>	<b>111.290</b>	<b>108.764</b>
10	12:32:44.085	<b>57.673</b>	18.984	21.950	16.739	111.846	106.859

Lap	Time of Day	Lap Tm	S1	S2	S3	S3Spd	SFSpd
<b>(24) Craig SHIRLAW</b>							
1	12:24:00.334				17.196	110.374	104.043
2	12:24:59.299	<b>58.965</b>	19.604	22.522	16.839	110.374	104.366
3	12:25:57.992	<b>58.693</b>	19.384	22.470	16.839	109.474	104.529
4	12:26:56.098	<b>58.106</b>	19.024	22.281	16.801	110.012	104.856
5	12:27:54.260	<b>58.162</b>			<b>16.692</b>	110.012	104.529
6	12:28:52.419	<b>58.159</b>		22.274	16.735	110.193	104.856
7	12:29:50.586	<b>58.167</b>	18.931	22.192	17.044	109.653	<b>105.515</b>
8	12:30:48.484	<b>57.898</b>	18.863	22.160	16.875	110.193	105.020
9	12:31:46.088	<b>57.604</b>	<b>18.851</b>	<b>22.027</b>	16.726	110.012	105.020
10	12:32:44.663	<b>58.575</b>	19.554	22.276	16.745	<b>111.105</b>	104.529

Lap	Time of Day	Lap Tm	S1	S2	S3	S3Spd	SFSpd
<b>(38) Adon DAVIE</b>							
1	12:24:01.302				22.929	17.726	101.371
2	12:25:01.453	<b>1:00.151</b>	19.451	23.334	17.366	<b>101.987</b>	94.120
3	12:26:00.448	<b>58.995</b>	19.279	22.392	17.324	100.310	94.385
4	12:26:58.700	<b>58.252</b>	18.956	22.177	17.119	101.987	94.785
5	12:27:56.949	<b>58.249</b>	<b>18.923</b>	22.260	<b>17.066</b>	100.914	94.518
6	12:28:54.926	<b>57.977</b>	18.927	21.921	17.129	101.832	<b>95.053</b>
7	12:29:53.132	<b>58.206</b>	18.993	21.860	17.353	101.678	94.120
8	12:30:51.268	<b>58.136</b>	18.960	21.933	17.243	100.914	94.385
9	12:31:49.578	<b>58.310</b>	19.052	22.165	17.093	101.066	94.785
10	12:32:47.488	<b>57.910</b>	18.999	<b>21.815</b>	17.096	100.914	93.726

Lap	Time of Day	Lap Tm	S1	S2	S3	S3Spd	SFSpd
<b>(7) Raymond DUGUID</b>							
1	12:24:01.308				23.266	17.137	<b>108.588</b>
2	12:25:01.461	<b>1:00.153</b>	20.111	23.000	17.042	<b>107.372</b>	103.242
3	12:26:02.210	<b>1:00.749</b>	20.006	23.086	17.657	105.681	102.768
4	12:27:01.865	<b>59.655</b>	19.618	22.934	17.103	106.015	<b>103.561</b>
5	12:28:01.352	<b>59.487</b>	19.742	22.714	17.031	106.015	<b>102.611</b>
6	12:29:00.506	<b>59.154</b>	19.614	22.780	16.760	106.183	103.561

## KMSC National Motorcycle Racing

KMSC Lightweights

Knockhill 1.267 miles

Race 21 - 2nd Race

02/09/2018 12:15

Race (10 Laps) started at 12:22:57

Lap	Time of Day	Lap Tm	S1	S2	S3	S3Spd	SFSpd	Lap	Time of Day	Lap Tm	S1	S2	S3	S3Spd	SFSpd
3	12:26:10.553	<b>1:03.024</b>	21.335	23.852	17.837	100.161	99.272								
4	12:27:12.790	<b>1:02.237</b>	20.991	23.490	17.756	104.692	100.460								
5	12:28:15.409	<b>1:02.619</b>	21.142	23.592	17.885	103.084	98.398								
6	12:29:17.087	<b>1:01.678</b>	20.458	23.548	17.672	101.832	<b>101.218</b>								
7	12:30:18.689	<b>1:01.602</b>	20.549	<b>23.107</b>	17.946	102.454	99.125								
8	12:31:19.764	<b>1:01.075</b>	20.313	23.157	<b>17.605</b>	103.242	100.460								
9	12:32:20.890	<b>1:01.126</b>	<b>20.019</b>	23.217	17.890	100.011	97.682								

(77) Steven CRICHTON

1	12:24:04.978			24.354	17.860	103.402	99.714								
2	12:25:07.317	<b>1:02.339</b>	20.819	23.550	17.970	<b>104.366</b>	98.833								
3	12:26:10.015	<b>1:02.698</b>	21.007	23.582	18.109	103.084	98.833								
4	12:27:12.588	<b>1:02.573</b>	21.069	23.826	17.678	102.454	<b>100.611</b>								
5	12:28:14.563	<b>1:01.975</b>	20.966	23.337	<b>17.672</b>	102.768	99.714								
6	12:29:16.423	<b>1:01.860</b>	20.747	23.366	17.747	102.142	99.566								
7	12:30:17.814	<b>1:01.391</b>	20.573	<b>23.080</b>	17.738	100.310	98.254								
8	12:31:19.685	<b>1:01.871</b>	<b>20.329</b>	23.465	18.077	100.762	97.257								
9	12:32:24.347	<b>1:04.662</b>	22.021	24.057	18.584	100.460	98.111								

Clerk of the Course.

Sig : Time :

Chief Timekeeper : Ian Sharp (SMART Timing)

Results available at [www.speedhive.com](http://www.speedhive.com) and [www.smart-timing.co.uk](http://www.smart-timing.co.uk)

Printed: 02/09/2018 12:35:50

Orbits





# Race Results

## KMSC National Motorcycle Racing

Lapchart

KMSC Lightweights

Knockhill 1.267 miles

Race 21 - 2nd Race

02/09/2018 12:15

Race (10 Laps) started at 12:22:57

Competitors	Laps									
	1	2	3	4	5	6	7	8	9	10
Torquil PATERSON (31)	1	31	31	155	155	155	155	155	155	31
Scott CAMPBELL (155)	2	155	155	31	31	31	31	31	31	155
Grant REID (21)	3	21	21	21	21	21	21	21	21	21
Scott ROBERTSON (99)	4	99	99	99	99	99	99	99	99	99
Andrew BARTON (13)	5	13	13	13	141	13	141	141	141	141
Logan TURNER (141)	6	141	141	141	13	141	13	13	13	13
Craig SHIRLAW (24)	7	24	24	24	24	24	24	24	24	74
Christine WATSON (74)	8	74	74	74	74	74	74	74	74	24
Adon DAVIE (38)	9	38	38	38	38	38	38	38	38	38
Raymond DUGUID (7)	10	7	7	7	7	7	7	7	7	7
Bruce COBBURN (64)	11	64	64	64	64	64	64	64	64	64
Joel BAVIDGE (47)	12	47	47	47	47	47	47	47	47	47
Jimmy MUIR (12)	13	12	77	77	77	77	77	77	77	12
Steven CRICHTON (77)	14	77	12	12	12	12	12	12	12	77
-	15									
-	16									
-	17									
-	18									

Clerk of the Course.

Orbits

Sig : Time :  
Chief Timekeeper : Ian Sharp (SMART Timing)

Results available at [www.speedhive.com](http://www.speedhive.com) and [www.smart-timing.co.uk](http://www.smart-timing.co.uk)

Printed: 02/09/2018 12:36:18



# Race Results

## KMSC National Motorcycle Racing

Sorted on Laps

Scottish Championship Formula 600

Knockhill 1.267 miles

Race 22 - 2nd Race - Re-Start

02/09/2018 13:35

Race (7 Laps) started at 13:39:00

Pos	No.	Name	Make/Model	CC	Class	Laps	Total Tm	Diff	Best Tm	In Lap	Avg. Speed
1	69	Rory SKINNER	Kawasaki	ZX6R	S6	7	5:58.625		50.501	4	89.028
2	12	William MONIE	Suzuki	GSXR600	S6	7	6:06.383	7.758	51.406	3	87.143
3	1	Bruce BIRNIE	Kawasaki	ZX6	S6	7	6:06.704	8.079	51.783	2	87.067
4	2	Lewis PATERSON	Yamaha	R6 600	S6	7	6:06.953	8.328	51.537	7	87.007
5	8	Jon DICKIE	Yamaha	R6 600	S6	7	6:14.846	16.221	52.822	3	85.175
6	55	James McLAREN	Suzuki	GSXR600	S6	7	6:17.354	18.729	53.221	5	84.609
7	11	Patrick FORMAN	Kawasaki	ZX6R 600	S6	7	6:20.817	22.192	53.381	7	83.840
8	26	Alan McGREGOR	Kawasaki	ZX6	S6	7	6:20.894	22.269	53.648	7	83.823
9	91	Lewis SHAND	Yamaha	R6 600	S6	7	6:24.396	25.771	53.762	3	83.059
10	87	Steven ALLISON	Kawasaki	ZX6R 600	S6	7	6:27.339	28.714	54.225	4	82.428
11	61	Siobhan FLYNN	Yamaha	R6 600	S6	7	6:29.121	30.496	54.484	6	82.051
12	38	Graeme BARR	Triumph	675R	S6	7	6:33.067	34.442	54.796	3	81.227
13	48	Mark FARRELL	Yamaha	R6 600	S6	7	6:37.346	38.721	55.519	5	80.352
14	271	Josh HODGE	Yamaha	R6	S6	7	6:37.422	38.797	55.192	5	80.337
15	23	Graeme MacLEOD	Suzuki	GSXR600	1st R	7	6:40.310	41.685	55.818	4	79.757
16	58	Barry STEWART	Kawasaki	ZX6R 600	S6	7	6:42.943	44.318	55.850	4	79.236
17	45	Adam SIMPSON	Yamaha	R6	S6	7	6:45.787	47.162	56.464	3	78.681
18	50	Calum JACKSON	Triumph	Daytona 675	S6	7	6:45.923	47.298	56.282	3	78.654
19	27	Andrew DONALD	Kawasaki	ZX6R 600	S6	7	6:46.179	47.554	56.017	4	78.605
20	84	Louis ARTHUR	Yamaha	R6 600	S6	7	6:46.563	47.938	56.360	7	78.531
21	28	Paul BOWERBANK	Yamaha	R6 600	S6	7	6:50.395	51.770	55.186	4	77.797
22	82	Scott SMITH	Suzuki	GSXR600	S6	7	6:56.007	57.382	58.246	5	76.748

### Not classified

DNF	17	Phil STEWART	Yamaha	R6 600	S6	6	5:28.072	DNF	53.061	6	83.416
DNF	92	Christopher SCOTT	Yamaha	R6 600	S6	4	4:29.135	DNF	56.794	3	67.789
DNS	64	Sam MUNRO	Kawasaki	ZX6R 600	S6			DNS		0	-
DNS	5	Simon SMAIL	Triumph	Daytona 675R	S6			DNS		0	-
DNS	52	John HODGE	Kawasaki	ZX6R	S6			DNS		0	-
DNS	179	Jimmy ROTHERY	Triumph	675	S6			DNS		0	-
DNS	7	Peter DUNCAN	Triumph	Daytona 675R	S6			DNS		0	-

### Announcements

RED FLAG after Leader completed 3 Laps - Race re-started over 7 Laps.  
 New Track Record (50.501) for KMSC Superstock 600 by Rory SKINNER.

Margin of Victory	Avg. Speed	Best Lap Tm	Best Speed	Best Lap by
7.758	89.028	50.501	90.317	69 - Rory SKINNER

### Clerk of the Course.

Orbits

Sig : Time :  
 Chief Timekeeper : Ian Sharp (SMART Timing)  
 Results available at [www.speedhive.com](http://www.speedhive.com) and [www.smart-timing.co.uk](http://www.smart-timing.co.uk)





## KMSC National Motorcycle Racing

### Scottish Championship Formula 600

### Knockhill 1.267 miles

#### Race 22 - 2nd Race - Re-Start

#### 02/09/2018 13:35

#### Race (7 Laps) started at 13:39:00

Lap	Time of Day	Lap Tm	S1	S2	S3	S3Spd	SFSpd	Lap	Time of Day	Lap Tm	S1	S2	S3	S3Spd	SFSpd
<b>(69) Rory SKINNER</b>															
1	13:39:53.873			19.591	14.591	128.313	123.360	1	13:40:00.060			21.322	15.406	122.908	120.049
2	13:40:44.802	<b>50.929</b>			14.532	128.068	<b>124.044</b>	2	13:40:54.843	<b>54.783</b>	18.537	20.912	15.334	123.360	118.775
3	13:41:35.457	<b>50.655</b>			14.496	128.068	123.587	3	13:41:48.605	<b>53.762</b>	17.910	20.593	<b>15.259</b>	<b>124.968</b>	119.409
4	13:42:30.958	<b>50.501</b>	16.709	19.372	<b>14.420</b>	<b>128.805</b>	123.587	4	13:42:42.387	<b>53.782</b>	<b>17.849</b>	<b>20.552</b>	15.381	124.504	<b>120.265</b>
5	13:43:16.945	<b>50.987</b>	16.713	19.639	14.635	123.815	123.587	5	13:43:36.452	<b>54.065</b>	17.970	20.593	15.502	124.504	118.775
6	13:44:07.559	<b>50.614</b>	<b>16.696</b>	<b>19.368</b>	14.550	128.559	123.360	6	13:44:30.422	<b>53.970</b>	17.978	20.557	15.435	123.587	118.356
7	13:44:59.321	<b>51.762</b>	16.809	19.444	15.509	128.805	98.833	7	13:45:25.092	<b>54.670</b>	18.056	20.932	15.682	123.360	118.147
<b>(12) William MONIE</b>															
1	13:39:56.047			19.999	15.104	129.802	125.201	1	13:40:00.671			21.493	16.018	119.621	114.714
2	13:40:47.587	<b>51.540</b>	17.181	<b>19.594</b>	14.765	129.802	124.735	2	13:40:55.999	<b>55.328</b>	18.590	21.038	15.700	<b>120.049</b>	<b>115.703</b>
3	13:41:38.993	<b>51.406</b>	<b>17.030</b>	19.659	<b>14.717</b>	129.802	124.968	3	13:41:50.412	<b>54.413</b>	17.858	21.008	<b>15.547</b>	117.940	114.910
4	13:42:30.625	<b>51.632</b>	17.117	19.706	14.809	128.805	<b>125.670</b>	4	13:42:44.637	<b>54.225</b>	<b>17.809</b>	20.796	15.620	118.356	114.714
5	13:43:22.489	<b>51.864</b>	17.139	19.620	15.105	<b>130.814</b>	124.968	5	13:43:39.007	<b>54.370</b>	17.822	20.758	15.790	118.356	113.357
6	13:44:14.727	<b>52.238</b>	17.464	19.896	14.878	127.824	124.044	6	13:44:33.380	<b>54.373</b>	17.918	<b>20.757</b>	15.698	118.565	113.549
7	13:45:07.079	<b>52.352</b>	17.506	19.906	14.940	129.053	124.273	7	13:45:28.035	<b>54.655</b>	18.037	20.830	15.788	118.565	112.976
<b>(1) Bruce BIRNIE</b>															
1	13:39:54.897			19.706	15.001	126.380	120.915	1	13:39:59.951			21.334	15.656	125.201	120.697
2	13:40:46.680	<b>51.783</b>	17.065	19.713	15.005	125.670	120.915	2	13:40:55.382	<b>55.431</b>	18.517	21.296	15.618	<b>125.670</b>	120.480
3	13:41:38.647	<b>51.967</b>	17.147	<b>19.634</b>	15.186	125.201	121.792	3	13:41:50.580	<b>55.198</b>	18.275	21.191	15.732	121.792	120.915
4	13:42:30.496	<b>51.849</b>	17.051	19.760	15.038	124.273	120.915	4	13:42:45.608	<b>55.028</b>	18.265	21.175	<b>15.588</b>	124.504	<b>122.014</b>
5	13:43:22.402	<b>51.906</b>	<b>16.966</b>	19.833	15.107	124.968	121.133	5	13:43:40.179	<b>54.571</b>	18.130	<b>20.749</b>	15.692	124.735	120.480
6	13:44:15.034	<b>52.632</b>	17.759	19.989	<b>14.884</b>	126.380	121.792	6	13:44:34.663	<b>54.484</b>	<b>17.888</b>	20.907	15.689	125.670	119.835
7	13:45:07.400	<b>52.366</b>	17.452	19.943	14.971	<b>127.098</b>	<b>122.014</b>	7	13:45:29.817	<b>55.154</b>	18.088	21.215	15.851	123.133	120.265
<b>(2) Lewis PATERSON</b>															
1	13:39:56.011			20.112	15.120	125.905	121.792	1	13:40:00.961			21.492	15.888	<b>124.735</b>	<b>119.835</b>
2	13:40:48.407	<b>52.396</b>	17.571	19.870	14.955	127.339	122.014	2	13:40:56.751	<b>55.790</b>	18.517	21.500	15.773	122.236	119.409
3	13:41:40.411	<b>52.004</b>	17.168	19.953	14.883	126.618	<b>122.236</b>	3	13:41:51.547	<b>54.796</b>	<b>18.056</b>	21.053	15.687	120.265	118.356
4	13:42:32.324	<b>51.913</b>	17.128	19.892	14.893	126.142	122.236	4	13:42:46.456	<b>54.909</b>	18.366	<b>20.885</b>	<b>15.658</b>	123.133	119.196
5	13:43:24.256	<b>51.932</b>	17.097	19.842	14.993	126.857	121.792	5	13:43:41.459	<b>55.003</b>			15.892	122.014	118.565
6	13:44:16.112	<b>51.856</b>	17.133	19.841	<b>14.882</b>	126.142	122.236	6	13:44:37.175	<b>55.716</b>		21.467	15.844	123.360	118.775
7	13:45:07.649	<b>51.537</b>	<b>16.993</b>	<b>19.623</b>	14.921	<b>128.805</b>	122.236	7	13:45:33.763	<b>56.588</b>	19.133	21.469	15.986	122.683	118.147
<b>(8) Jon DICKIE</b>															
1	13:39:56.561			20.440	14.995	<b>125.905</b>	<b>121.792</b>	1	13:40:02.466			21.747	16.288	123.133	<b>119.196</b>
2	13:40:49.391	<b>52.830</b>	17.548	20.303	<b>14.979</b>	125.905	120.697	2	13:40:58.903	<b>56.437</b>	18.649	21.639	16.149	120.697	117.940
3	13:41:42.213	<b>52.822</b>	17.521	<b>20.278</b>	15.023	125.201	120.265	3	13:41:54.667	<b>55.764</b>	18.499	21.566	15.699	122.683	118.356
4	13:42:35.392	<b>53.179</b>	<b>17.512</b>	20.527	15.140	124.273	120.265	4	13:42:50.599	<b>55.932</b>	18.543	21.401	15.988	122.459	117.940
5	13:43:28.435	<b>53.043</b>	17.535	20.461	15.047	124.735	120.265	5	13:43:46.118	<b>55.519</b>	<b>18.476</b>	<b>21.276</b>	15.767	122.908	117.733
6	13:44:21.697	<b>53.262</b>	17.558	20.501	15.203	124.273	119.196	6	13:44:42.164	<b>56.046</b>	18.732	21.595	15.719	123.587	117.526
7	13:45:15.542	<b>53.845</b>	17.604	20.715	15.526	123.815	117.116	7	13:45:38.042	<b>55.878</b>	18.683	21.497	<b>15.698</b>	<b>123.815</b>	117.116
<b>(55) James McLAREN</b>															
1	13:39:56.827			<b>20.490</b>	<b>14.954</b>	128.068	<b>123.815</b>	1	13:40:02.568			21.843	16.084	123.360	119.835
2	13:40:50.489	<b>53.662</b>	17.648	20.593	15.421	<b>128.313</b>	120.915	2	13:40:58.904	<b>56.336</b>	18.694	21.503	16.139	121.352	119.196
3	13:41:44.731	<b>54.242</b>	17.666	21.284	15.292	127.098	123.133	3	13:41:55.364	<b>56.460</b>	18.807	21.801	15.852	<b>125.670</b>	<b>120.265</b>
4	13:42:38.213	<b>53.482</b>	17.641	20.712	15.129	126.857	122.459	4	13:42:51.115	<b>55.751</b>	18.628	21.228	15.895	125.670	119.409
5	13:43:31.434	<b>53.221</b>	17.601	20.537	15.083	127.098	122.014	5	13:43:46.307	<b>55.192</b>	<b>18.346</b>	<b>20.984</b>	15.862	124.273	119.835
6	13:44:24.799	<b>53.365</b>	<b>17.583</b>	20.584	15.198	127.098	122.236	6	13:44:42.367	<b>56.060</b>	18.699	21.549	<b>15.812</b>	124.504	120.265
7	13:45:18.050	<b>53.251</b>	17.607	20.525	15.119	127.581	120.915	7	13:45:38.118	<b>55.751</b>	18.658	21.233	15.860	123.815	118.985
<b>(11) Patrick FORMAN</b>															
1	13:39:59.189			20.785	15.483	120.265	116.912	1	13:40:03.050			22.309	16.186	118.985	114.129
2	13:40:53.371	<b>54.182</b>	17.926	20.758	15.498	119.835	115.903	2	13:40:59.606	<b>56.556</b>	18.637	21.580	16.339	117.940	114.129
3	13:41:47.172	<b>53.801</b>	17.943	20.456	15.402	120.480	117.321	3	13:41:55.883	<b>56.277</b>	<b>18.531</b>	21.640	16.106	<b>119.621</b>	<b>115.107</b>
4	13:42:40.891	<b>53.719</b>	17.958	20.375	15.386	120.480	117.116	4	13:42:51.701	<b>55.818</b>	18.534	<b>21.277</b>	<b>16.007</b>	118.985	114.714
5	13:43:34.478	<b>53.587</b>	<b>17.831</b>	20.356	15.400	120.697	<b>117.733</b>	5	13:43:47.850	<b>56.149</b>	18.550	21.531	16.068	118.565	113.935
6	13:44:28.132	<b>53.654</b>	17.863	20.400	15.391	120.915	117.733	6	13:44:44.488	<b>56.638</b>	18.835	21.591	16.212	119.621	113.166
7	13:45:21.513	<b>53.381</b>	17.837	<b>20.216</b>	<b>15.328</b>	<b>122.014</b>	117.321	7	13:45:41.006	<b>56.518</b>	18.869	21.375	16.274	118.565	113.357
<b>(26) Alan McGREGOR</b>															
1	13:39:57.798			20.750	<b>15.390</b>	<b>122.683</b>	117.526	1	13:40:03.050			22.309	16.186	118.985	114.129
2	13:40:51.994	<b>54.196</b>	17.911	20.843	15.442	121.572	117.321	2	13:40:59.606	<b>56.556</b>	18.637	21.580	16.339	117.940	114.129
3	13:41:46.074	<b>54.080</b>	17.813	20.714	15.553	122.014	117.116	3	13:41:55.270	<b>56.527</b>	18.688	21.945	<b>15.894</b>	123.133	119.621
4	13:42:39.902	<b>53.828</b>	17.818	20.519	15.491	122.014	117.733	4	13:42:51.120	<b>55.850</b>	18.492	<b>21.325</b>	16.033	123.360	115.504
5	13:43:34.119	<b>54.217</b>	18.005	20.598	15.614	120.480	116.304	5	13:43:47.945	<b>56.825</b>	18.988				

## KMSC National Motorcycle Racing

Scottish Championship Formula 600

Knockhill 1.267 miles

Race 22 - 2nd Race - Re-Start

02/09/2018 13:35

Race (7 Laps) started at 13:39:00

Lap	Time of Day	Lap Tm	S1	S2	S3	S3Spd	SFSpd	Lap	Time of Day	Lap Tm	S1	S2	S3	S3Spd	SFSpd
3	13:41:58.388	<b>56.464</b>	<b>18.650</b>	<b>21.511</b>	16.303	<b>122.459</b>	117.321								
4	13:42:55.036	<b>56.648</b>	18.757	21.537	16.354	120.480	116.506								
5	13:43:53.046	<b>58.010</b>	19.042	22.377	16.591	120.915	117.321								
6	13:44:49.688	<b>56.642</b>	18.999	21.589	<b>16.054</b>	122.236	117.321								
7	13:45:46.483	<b>56.795</b>	18.719	21.835	16.241	121.352	117.321								
<b>(50) Calum JACKSON</b>															
1	13:40:04.466			22.438	16.763	118.985	119.621								
2	13:41:00.884	<b>56.418</b>	19.041	<b>21.370</b>	<b>16.007</b>	122.014	<b>120.480</b>								
3	13:41:57.166	<b>56.282</b>	<b>18.612</b>	21.494	16.176	122.236	119.409								
4	13:42:54.743	<b>57.577</b>	18.978	22.014	16.585	118.775	117.526								
5	13:43:52.815	<b>58.072</b>	19.109	22.841	16.122	121.792	118.147								
6	13:44:49.678	<b>56.863</b>	18.995	21.542	16.326	120.049	117.116								
7	13:45:46.619	<b>56.941</b>	19.357	21.496	16.088	<b>123.587</b>	118.565								
<b>(27) Andrew DONALD</b>															
1	13:40:05.029			22.464	16.963	120.480	114.910								
2	13:41:03.056	<b>58.027</b>	19.112	22.284	16.631	118.356	115.703								
3	13:41:59.724	<b>56.668</b>	18.671	21.675	16.322	117.116	114.714								
4	13:42:55.741	<b>56.017</b>	<b>18.403</b>	<b>21.486</b>	16.128	119.835	<b>116.506</b>								
5	13:43:53.423	<b>57.682</b>	18.829	22.601	16.252	117.526	115.504								
6	13:44:50.477	<b>57.054</b>	18.809	22.002	16.243	119.835	116.304								
7	13:45:46.875	<b>56.398</b>	18.706	21.702	<b>15.990</b>	<b>121.792</b>	116.304								
<b>(84) Louis ARTHUR</b>															
1	13:40:05.558			22.567	17.013	120.265	115.107								
2	13:41:02.988	<b>57.430</b>	19.387	21.800	16.243	119.835	115.504								
3	13:42:00.782	<b>57.794</b>	19.224	21.916	16.654	119.409	114.323								
4	13:42:57.172	<b>56.390</b>	18.764	21.439	16.187	120.697	114.910								
5	13:43:53.814	<b>56.642</b>	18.949	21.435	16.258	121.133	115.903								
6	13:44:50.899	<b>57.085</b>	<b>18.697</b>	21.824	16.564	<b>121.572</b>	112.597								
7	13:45:47.259	<b>56.360</b>	19.104	<b>21.301</b>	<b>15.955</b>	121.572	<b>117.321</b>								
<b>(28) Paul BOWERBANK</b>															
1	13:40:01.714			21.623	16.080	<b>124.273</b>	<b>119.409</b>								
2	13:41:11.967	<b>1:10.253</b>	<b>18.071</b>	34.215	17.967	64.651	117.526								
3	13:42:07.480	<b>55.513</b>	18.677	<b>20.937</b>	15.899	122.683	118.356								
4	13:43:02.666	<b>55.186</b>	18.136	21.197	<b>15.853</b>	122.459	118.147								
5	13:43:58.141	<b>55.475</b>	18.253	21.080	16.142	123.133	117.733								
6	13:44:53.666	<b>55.525</b>	18.406	21.092	16.027	122.908	117.733								
7	13:45:51.091	<b>57.425</b>	18.801	21.313	17.311	124.044	105.184								
<b>(82) Scott SMITH</b>															
1	13:40:06.208			22.755	16.983	<b>119.196</b>	<b>114.910</b>								
2	13:41:04.656	<b>58.448</b>	19.385	22.541	<b>16.522</b>	116.709	111.660								
3	13:42:02.968	<b>58.312</b>	19.350	22.415	16.547	115.504	114.323								
4	13:43:01.291	<b>58.323</b>	<b>19.084</b>	22.575	16.664	116.912	112.976								
5	13:43:59.537	<b>58.246</b>	19.089	<b>22.254</b>	16.903	115.504	111.846								
6	13:44:58.127	<b>58.590</b>	19.297	22.469	16.824	116.912	112.786								
7	13:45:56.703	<b>58.576</b>	19.267	22.620	16.689	116.103	112.786								
<b>(17) Phil STEWART</b>															
1	13:40:00.660			21.494	15.437	125.435	119.621								
2	13:40:55.399	<b>54.739</b>	18.243	20.942	15.554	124.735	119.196								
3	13:41:48.809	<b>53.410</b>	17.921	20.399	15.090	125.435	119.621								
4	13:42:42.513	<b>53.704</b>	17.841	20.519	15.344	<b>125.670</b>	<b>120.697</b>								
5	13:43:35.707	<b>53.194</b>	<b>17.632</b>	20.391	15.171	122.908	119.196								
6	13:44:28.768	<b>53.061</b>	17.789	<b>20.294</b>	<b>14.978</b>	123.587	119.621								
<b>(92) Christopher SCOTT</b>															
1	13:40:06.071			22.468	17.357	<b>122.236</b>	<b>116.304</b>								
2	13:41:04.637	<b>58.566</b>	19.547	22.748	<b>16.271</b>	120.265	116.103								
3	13:42:01.431	<b>56.794</b>	18.851	<b>21.647</b>	16.296	120.915	116.304								
4	13:43:29.831	<b>1:28.400</b>	<b>18.693</b>	43.978	25.729	93.595	39.545								

Clerk of the Course.

Sig : Time :  
Chief Timekeeper : Ian Sharp (SMART Timing)

Results available at [www.speedhive.com](http://www.speedhive.com) and [www.smart-timing.co.uk](http://www.smart-timing.co.uk)

Printed: 02/09/2018 13:50:40

Orbits



## KMSC National Motorcycle Racing

Lapchart

Scottish Championship Formula 600

Knockhill 1.267 miles

Race 22 - 2nd Race - Re-Start

02/09/2018 13:35

Race (7 Laps) started at 13:39:00

Competitors	Laps						
	1	2	3	4	5	6	7
Rory SKINNER (69)	1	69	69	69	69	69	69
Bruce BIRNIE (1)	2	1	1	1	1	12	12
Lewis PATERSON (2)	3	2	12	12	12	1	1
William MONIE (12)	4	12	2	2	2	2	2
Jon DICKIE (8)	5	8	8	8	8	8	8
James McLAREN (55)	6	55	55	55	55	55	55
Alan McGREGOR (26)	7	26	26	26	26	26	11
Patrick FORMAN (11)	8	11	11	11	11	11	26
Siobhan FLYNN (61)	9	61	91	91	91	17	17
Lewis SHAND (91)	10	91	61	17	17	91	91
Phil STEWART (17)	11	17	17	87	87	87	87
Steven ALLISON (87)	12	87	87	61	61	61	38
Graeme BARR (38)	13	38	38	38	38	38	48
Paul BOWERBANK (28)	14	28	58	48	48	48	271
Barry STEWART (58)	15	58	48	58	271	271	23
Mark FARRELL (48)	16	48	271	271	58	23	58
Josh HODGE (271)	17	271	23	23	23	58	45
Graeme MacLEOD (23)	18	23	50	50	50	50	50
Adam SIMPSON (45)	19	45	45	45	45	45	27
Calum JACKSON (50)	20	50	84	27	27	27	84
Andrew DONALD (27)	21	27	27	84	84	84	28
Louis ARTHUR (84)	22	84	92	92	82	28	82
Christopher SCOTT (92)	23	92	82	82	28	82	82
Scott SMITH (82)	24	82	28	28	92		
-	25						
-	26						
-	27						
-	28						
-	29						

Clerk of the Course.

Sig : Time :  
Chief Timekeeper : Ian Sharp (SMART Timing)

Results available at [www.speedhive.com](http://www.speedhive.com) and [www.smart-timing.co.uk](http://www.smart-timing.co.uk)

Printed: 02/09/2018 13:51:10

Orbits



**KMSC National Motorcycle Racing**

KMSC Formula 600

Knockhill 1.267 miles

Race 29 - 3rd Race

02/09/2018 15:50

Race (10 Laps)

POLE POSITION

<b>1</b>	<b>1</b> 69 Rory SKINNER	<b>2</b> 12 William MONIE	<b>3</b> 1 Bruce BIRNIE
<b>2</b>	<b>4</b> 2 Lewis PATERSON	<b>5</b> 8 Jon DICKIE	<b>6</b> 55 James McLAREN
<b>3</b>	<b>7</b> 11 Patrick FORMAN	<b>8</b> 26 Alan McGREGOR	<b>9</b> 91 Lewis SHAND
<b>4</b>	<b>10</b> 87 Steven ALLISON	<b>11</b> 61 Siobhan FLYNN	<b>12</b> 38 Graeme BARR
<b>5</b>	<b>13</b> 48 Mark FARRELL	<b>14</b> 271 Josh HODGE	<b>15</b> 23 Graeme MacLEOD
<b>6</b>	<b>16</b> 58 Barry STEWART	<b>17</b> 45 Adam SIMPSON	<b>18</b> 50 Calum JACKSON
<b>7</b>	<b>19</b> 27 Andrew DONALD	<b>20</b> 84 Louis ARTHUR	<b>21</b> 28 Paul BOWERBANK
<b>8</b>	<b>22</b> 82 Scott SMITH	<b>23</b> 17 Phil STEWART	<b>24</b> 92 Christopher SCOTT
<b>9</b>	<b>25</b> 64 Sam MUNRO	<b>26</b> 5 Simon SMAIL	<b>27</b> 52 John HODGE
<b>10</b>	<b>28</b> 179 Jimmy ROTHERY	<b>29</b> 7 Peter DUNCAN	

Clerk of the Course.

Sig : Time :

Chief Timekeeper : Ian Sharp (SMART Timing)

Results available at [www.speedhive.com](http://www.speedhive.com) and [www.smart-timing.co.uk](http://www.smart-timing.co.uk)

Printed: 02/09/2018 13:51:59

Orbits



# Race Results

## KMSC National Motorcycle Racing

Sorted on Laps

National CB500's

Knockhill 1.267 miles

Race 23 - 2nd Race - Re-Start

02/09/2018 13:55

Race (4 Laps) started at 14:04:48

Pos	No.	Name	Make/Model	CC	Class	Laps	Total Tm	Diff	Best Tm	In Lap	Avg. Speed
1	87	Jodie CHALK	Honda	CB500	CB	4	4:01.578		59.937	2	75.522
2	144	Keith SHEPHERD	Honda	CB500	CB	4	4:03.849	2.271	1:00.233	3	74.818
3	48	Allan BROOKBANKS	Honda	CB500	CB	4	4:04.182	2.604	59.752	3	74.716
4	23	Ross McCLEARY	Honda	CB500	CB	4	4:07.457	5.879	1:00.778	4	73.727
5	101	Colin MOONEY	Honda	CB500	CB	4	4:08.078	6.500	1:01.329	4	73.543
6	26	Raymond REID	Honda	CB500	CB	4	4:08.605	7.027	1:01.081	3	73.387
7	47	Steve KAIN	Honda	CB500	CB	4	4:08.677	7.099	1:00.930	4	73.366
8	35	Daryn PETERS	Honda	CB500	CB	4	4:12.432	10.854	1:02.266	3	72.274
9	31	Mark NIMMO	Honda	CB500	CB	4	4:13.366	11.788	1:01.777	2	72.008
10	7	Colvin DENHOLM	Honda	CB500	CB	4	4:13.488	11.910	1:02.268	2	71.973
11	0	Alex McGUINNESS	Honda	CB500	CB	4	4:16.282	14.704	1:01.460	3	71.189
12	114	Martin CURRAH	Honda	CB500	CB	4	4:16.803	15.225	1:02.763	3	71.044
13	126	Martin BULMAN	Honda	CB500	CB	4	4:20.093	18.515	1:03.307	3	70.146
14	16	Gerry KEIRNAN	Honda	CB500	CB	4	4:21.232	19.654	1:03.748	3	69.840
15	73	Fraser CAMERON	Honda	CB500	CB	4	4:22.111	20.533	1:03.440	3	69.606
16	222	Colin READ	Honda	CB500	CB	4	4:24.881	23.303	1:04.652	4	68.878
17	57	Chris MANAGHAN	Honda	CB500	CB	4	4:25.674	24.096	1:04.679	2	68.672
18	125	Alan TAYLOR	Honda	CB500	CB	4	4:29.553	27.975	1:05.558	3	67.684
19	55	Allan McCLEARY	Honda	CB500	CB	4	4:29.724	28.146	1:05.481	4	67.641
20	58	Ross ALLAN	Honda	CB500	CB	4	4:31.378	29.800	1:05.718	3	67.229
21	96	Andrew KIRKWOOD	Honda	CB500	CB	4	4:38.625	37.047	1:08.061	2	65.480
22	8	Cameron STEWART	Honda	CB500	CB	4	4:39.417	37.839	1:07.908	4	65.294
Not classified											
DNS	13	Andrew BARTON	Honda	CB500	CB			DNS		0	-
DNS	88	Kevin LIDDLE	Honda	CB500	CB			DNS		0	-

## Announcements

RED FLAG after Leader completed 5 Laps - Race re-started over 4 Laps.

Margin of Victory	Avg. Speed	Best Lap Tm	Best Speed	Best Lap by
2.271	75.522	59.752	76.334	48 - Allan BROOKBANKS

Clerk of the Course.

Orbits

Sig : Time :

Chief Timekeeper : Ian Sharp (SMART Timing)

 Results available at [www.speedhive.com](http://www.speedhive.com) and [www.smart-timing.co.uk](http://www.smart-timing.co.uk)

Printed: 02/09/2018 14:11:06



## KMSC National Motorcycle Racing

### National CB500's

### Knockhill 1.267 miles

### Race 23 - 2nd Race - Re-Start

02/09/2018 13:55

### Race (4 Laps) started at 14:04:48

Lap	Time of Day	Lap Tm	S1	S2	S3	S3Spd	SFSpd
<b>(87) Jodie CHALK</b>							
1	14:05:49.960			22.886	<b>17.371</b>	96.836	92.181
2	14:06:49.897	<b>59.937</b>	19.667	<b>22.722</b>	17.548	97.257	91.802
3	14:07:49.965	<b>1:00.068</b>	<b>19.658</b>	22.838	17.572	<b>97.399</b>	<b>92.435</b>
4	14:08:50.091	<b>1:00.126</b>	19.659	22.958	17.509	96.697	92.054
<b>(144) Keith SHEPHERD</b>							
1	14:05:51.355			23.536	17.600	<b>96.558</b>	<b>91.677</b>
2	14:06:51.877	<b>1:00.522</b>			17.474	95.868	90.932
3	14:07:52.110	<b>1:00.233</b>	19.770	<b>22.921</b>	17.542	95.868	91.303
4	14:08:52.362	<b>1:00.252</b>	<b>19.717</b>	23.084	<b>17.451</b>	95.053	91.552
<b>(48) Allan BROOKBANKS</b>							
1	14:05:52.189			23.234	18.479	95.053	91.802
2	14:06:52.550	<b>1:00.361</b>	20.033	22.848	<b>17.480</b>	96.558	91.552
3	14:07:52.302	<b>59.752</b>	<b>19.687</b>	<b>22.579</b>	17.486	<b>97.540</b>	92.435
4	14:08:52.695	<b>1:00.393</b>	19.848	22.864	17.681	<b>96.697</b>	<b>92.562</b>
<b>(23) Ross McCLEARY</b>							
1	14:05:52.374			<b>22.932</b>	17.906	96.281	<b>90.686</b>
2	14:06:54.100	<b>1:01.726</b>	20.341	23.075	18.310	<b>97.257</b>	89.836
3	14:07:55.192	<b>1:01.092</b>	<b>19.843</b>	22.964	18.285	95.188	89.716
4	14:08:55.970	<b>1:00.778</b>	20.006	22.938	<b>17.834</b>	94.785	89.477
<b>(101) Colin MOONEY</b>							
1	14:05:51.969			<b>22.976</b>	18.011	95.053	88.416
2	14:06:53.729	<b>1:01.760</b>	20.580	23.079	18.101	93.857	88.183
3	14:07:55.262	<b>1:01.533</b>	<b>19.900</b>	23.410	18.223	<b>95.595</b>	<b>89.836</b>
4	14:08:56.591	<b>1:01.329</b>	20.165	23.201	<b>17.963</b>	93.465	89.477
<b>(26) Raymond REID</b>							
1	14:05:53.404				<b>17.785</b>	96.697	91.677
2	14:06:54.701	<b>1:01.297</b>			17.942	97.682	91.677
3	14:07:55.782	<b>1:01.081</b>			17.915	<b>97.824</b>	91.427
4	14:08:57.118	<b>1:01.336</b>			17.862	97.540	<b>92.690</b>
<b>(47) Steve KAIN</b>							
1	14:05:53.881			23.508	17.854	97.824	<b>94.518</b>
2	14:06:55.128	<b>1:01.247</b>	20.263	23.264	17.720	98.833	92.818
3	14:07:56.260	<b>1:01.132</b>	20.219	<b>23.134</b>	17.779	<b>99.272</b>	93.465
4	14:08:57.190	<b>1:00.930</b>	<b>20.192</b>	23.172	<b>17.566</b>	98.833	94.385
<b>(35) Daryn PETERS</b>							
1	14:05:53.790			23.925	<b>18.160</b>	93.726	<b>90.932</b>
2	14:06:56.374	<b>1:02.584</b>	20.647	23.676	18.261	<b>95.595</b>	88.649
3	14:07:58.640	<b>1:02.266</b>	<b>20.343</b>	<b>23.459</b>	18.464	95.188	89.358
4	14:09:00.945	<b>1:02.305</b>	20.380	23.541	18.384	93.988	88.649
<b>(31) Mark NIMMO</b>							
1	14:05:55.344			23.738	18.367	<b>95.188</b>	88.299
2	14:06:57.121	<b>1:01.777</b>	20.386	<b>23.382</b>	<b>18.009</b>	94.518	<b>89.836</b>
3	14:07:59.167	<b>1:02.046</b>	20.490	23.495	18.061	94.785	88.884
4	14:09:01.879	<b>1:02.712</b>	<b>20.222</b>	24.068	18.422	91.802	86.035
<b>(7) Colvin DENHOLM</b>							
1	14:05:54.615			23.741	<b>18.024</b>	94.518	90.198
2	14:06:56.883	<b>1:02.268</b>	20.326	<b>23.349</b>	18.593	<b>96.976</b>	88.183
3	14:07:59.416	<b>1:02.533</b>	21.018	23.420	18.095	95.053	<b>90.320</b>
4	14:09:02.001	<b>1:02.585</b>	<b>20.293</b>	23.847	18.445	93.335	86.927
<b>(0) Alex McGUINNESS</b>							
1	14:05:56.238			24.284	18.075	96.419	89.358
2	14:06:58.330	<b>1:02.092</b>	20.694	23.461	<b>17.937</b>	95.188	88.299
3	14:07:59.790	<b>1:01.460</b>	<b>19.996</b>	<b>23.269</b>	18.195	<b>97.540</b>	<b>90.198</b>
4	14:09:04.795	<b>1:05.005</b>	20.102	23.583	21.320	94.651	61.793
<b>(114) Martin CURRAH</b>							
1	14:05:56.049			24.144	18.454	96.558	90.564
2	14:06:59.041	<b>1:02.992</b>	<b>20.473</b>	23.907	18.612	96.697	90.077
3	14:08:01.804	<b>1:02.763</b>	20.675	<b>23.793</b>	<b>18.295</b>	<b>96.836</b>	<b>91.303</b>
4	14:09:05.316	<b>1:03.512</b>	20.792	23.898	18.822	96.281	90.809
<b>(126) Martin BULMAN</b>							

Lap	Time of Day	Lap Tm	S1	S2	S3	S3Spd	SFSpd
1	14:05:57.332			24.996	18.614	<b>94.252</b>	<b>88.183</b>
2	14:07:00.989	<b>1:03.657</b>	20.972	24.027	18.658	93.076	86.590
3	14:08:04.296	<b>1:03.307</b>	<b>20.865</b>	23.939	<b>18.503</b>	92.435	87.380
4	14:09:08.606	<b>1:04.310</b>	20.877	<b>23.841</b>	19.592	92.690	84.732
<b>(16) Gerry KEIRNAN</b>							
1	14:05:58.322			25.265	18.579	95.459	<b>91.303</b>
2	14:07:02.206	<b>1:03.884</b>	21.155	24.321	<b>18.408</b>	95.053	88.767
3	14:08:05.954	<b>1:03.748</b>	<b>20.969</b>	24.235	18.544	95.323	89.239
4	14:09:09.745	<b>1:03.791</b>	20.975	<b>24.012</b>	18.804	<b>95.595</b>	88.649
<b>(73) Fraser CAMERON</b>							
1	14:05:58.085			24.933	18.834	<b>95.188</b>	86.368
2	14:07:03.590	<b>1:05.505</b>	22.101	24.354	19.050	93.465	87.040
3	14:08:07.030	<b>1:03.440</b>	<b>21.082</b>	<b>23.496</b>	18.862	93.857	<b>88.299</b>
4	14:09:10.624	<b>1:03.594</b>	21.270	23.601	<b>18.723</b>	94.919	87.722
<b>(222) Colin READ</b>							
1	14:05:58.075			25.199	18.952	<b>92.181</b>	85.487
2	14:07:03.577	<b>1:05.502</b>	21.678	24.786	19.038	90.932	84.839
3	14:08:08.742	<b>1:05.165</b>	21.747	24.473	<b>18.945</b>	91.427	85.706
4	14:09:13.394	<b>1:04.652</b>	<b>21.145</b>	<b>24.439</b>	19.068	91.179	<b>86.146</b>
<b>(57) Chris MANAGHAN</b>							
1	14:05:59.241				18.914	94.651	89.239
2	14:07:03.920	<b>1:04.679</b>			18.780	<b>95.731</b>	<b>89.716</b>
3	14:08:09.473	<b>1:05.553</b>			<b>18.679</b>	93.857	88.884
4	14:09:14.187	<b>1:04.714</b>			18.960	94.385	88.884
<b>(125) Alan TAYLOR</b>							
1	14:06:00.779			25.510	19.143	<b>95.731</b>	87.040
2	14:07:06.545	<b>1:05.766</b>	22.150	<b>24.470</b>	19.146	93.988	86.479
3	14:08:12.103	<b>1:05.558</b>	<b>21.861</b>	24.628	<b>19.069</b>	94.120	<b>88.416</b>
4	14:09:18.066	<b>1:05.963</b>	21.896	24.863	19.204	92.947	87.153
<b>(55) Allan McCLEARY</b>							
1	14:06:00.054			25.953	19.109	<b>92.947</b>	<b>88.299</b>
2	14:07:06.987	<b>1:06.933</b>	<b>21.674</b>	25.085	20.174	92.435	86.702
3	14:08:12.756	<b>1:05.769</b>	21.869	25.015	18.885	92.435	87.608
4	14:09:18.237	<b>1:05.481</b>	21.853	<b>24.976</b>	<b>18.652</b>	92.054	87.722
<b>(58) Ross ALLAN</b>							
1	14:06:01.155			26.072	19.629	91.928	<b>87.040</b>
2	14:07:07.789	<b>1:06.634</b>	22.080	24.991	19.563	91.179	85.054
3	14:08:13.507	<b>1:05.718</b>	<b>21.755</b>	<b>24.788</b>	<b>19.175</b>	<b>92.308</b>	85.815
4	14:09:19.891	<b>1:06.384</b>	22.023	25.032	19.329	90.320	86.035
<b>(96) Andrew KIRKWOOD</b>							
1	14:06:02.411				<b>19.619</b>	<b>92.818</b>	<b>87.266</b>
2	14:07:10.472	<b>1:08.061</b>	<b>22.249</b>	<b>26.065</b>	19.747	91.427	85.706
3	14:08:18.799	<b>1:08.327</b>	22.425	26.065	19.837	91.427	86.368
4	14:09:27.138	<b>1:08.339</b>			19.713	90.809	86.814
<b>(8) Cameron STEWART</b>							
1	14:06:03.407			26.746	20.060	<b>85.815</b>	78.765
2	14:07:11.456	<b>1:08.049</b>	22.416	25.780	<b>19.853</b>	83.054	<b>80.561</b>
3	14:08:20.022	<b>1:08.566</b>	<b>22.071</b>	26.058	20.437	82.039	77.581
4	14:09:27.930	<b>1:07.908</b>	22.211	<b>25.667</b>	20.030	84.625	78.857

Clerk of the Course.

Sig : Time :

Chief Timekeeper : Ian Sharp (SMART Timing)

Results available at www.speedhive.com and www.smart-timing.co.uk

Printed: 02/09/2018 14:11:28

Orbits



## MSMC National Motorcycle Racing

## Lapchart

**National CB500's**
**Knockhill 1.267 miles**
**Race 23 - 2nd Race - Re-Start**
**02/09/2018 13:55**
**Race (4 Laps) started at 14:04:48**

Competitors	Laps				
		1	2	3	4
Jodie CHALK (87)	1	87	87	87	87
Keith SHEPHERD (144)	2	144	144	144	144
Colin MOONEY (101)	3	101	48	48	48
Allan BROOKBANKS (48)	4	48	101	23	23
Ross McCLEARY (23)	5	23	23	101	101
Raymond REID (26)	6	26	26	26	26
Daryn PETERS (35)	7	35	47	47	47
Steve KAIN (47)	8	47	35	35	35
Colvin DENHOLM (7)	9	7	7	31	31
Mark NIMMO (31)	10	31	31	7	7
Martin CURRAH (114)	11	114	0	0	0
Alex McGUINNESS (0)	12	0	114	114	114
Martin BULMAN (126)	13	126	126	126	126
Colin READ (222)	14	222	16	16	16
Fraser CAMERON (73)	15	73	222	73	73
Gerry KEIRNAN (16)	16	16	73	222	222
Chris MANAGHAN (57)	17	57	57	57	57
Allan McCLEARY (55)	18	55	125	125	125
Alan TAYLOR (125)	19	125	55	55	55
Ross ALLAN (58)	20	58	58	58	58
Andrew KIRKWOOD (96)	21	96	96	96	96
Cameron STEWART (8)	22	8	8	8	8
-	23				
-	24				

**Clerk of the Course.**
**Sig :**                      **Time :**
**Chief Timekeeper : Ian Sharp (SMART Timing)**
**Results available at [www.speedhive.com](http://www.speedhive.com) and [www.smart-timing.co.uk](http://www.smart-timing.co.uk)**
**Printed: 02/09/2018 14:11:56**
**Orbits**


# Race Results

## KMSC National Motorcycle Racing

Sorted on Laps

KMSC 125's &amp; KMSC Formula 400's

Knockhill 1.267 miles

Race 24 - 4th Race

02/09/2018 14:10

Race (10 Laps) started at 14:14:49

Pos	No.	Name	Make/Model	CC	Class	Laps	Total Tm	Diff	Best Tm	In Lap	Avg. Speed
1	69	Mark BOWRAN	Kawasaki	ZXR400	F400	10	9:55.990		58.218	9	76.530
2	58	James McLAREN	Suzuki	GSXR600	F400	10	10:03.386	7.396	58.886	6	75.592
3	22	Ross MAGUIRE	Aprilia	RS125	F125	10	10:17.202	21.212	1:00.739	10	73.900
4	118	Rod WALKER	Kawasaki	ZXR400	F400	10	10:30.075	34.085	1:01.309	8	72.390
5	122	Logan TURNER	Aprilia	RS125	F125	10	10:37.130	41.140	1:03.053	6	71.588
6	33	Declan CONNELL	Aprilia	RS125	F125	10	10:44.812	48.822	1:03.102	9	70.735
7	55	Owen PATERSON	Aprilia	RS125	F125	10	10:54.897	58.907	1:03.990	9	69.646
8	12	Jimmy MUIR	Aprilia	RS125	F125	10	10:55.082	59.092	1:03.523	10	69.626
9	179	Jimmy ROTHERY	Yamaha	FZR400	F400	9	10:14.276	1 Lap	1:07.367	2	66.826
10	590	Ian AITKEN	Suzuki	GSXR 400	F400	9	10:48.083	1 Lap	1:11.138	9	63.340
11	78	Ana De SOUZA	Kawasaki	ZX6	S6	8	10:10.890	2 Laps	1:13.525	5	59.730
12	19	Fletcher McINALLY	Aprilia	RS125	F125	8	10:37.075	2 Laps	1:18.145	5	57.275

**Not classified**

DNF	99	Marc GIBSON	Kawasaki	ZXR400	F400	1	1:08.908	DNF		0	66.191
-----	----	-------------	----------	--------	------	---	----------	-----	--	---	--------

**Announcements**

New Track Record (1:00.739) for KMSC Formula 125 by Ross MAGUIRE.

Margin of Victory	Avg. Speed	Best Lap Tm	Best Speed	Best Lap by
7.396	76.530	58.218	78.345	69 - Mark BOWRAN

Clerk of the Course.

Orbits

Sig : Time :

Chief Timekeeper : Ian Sharp (SMART Timing)

 Results available at [www.speedhive.com](http://www.speedhive.com) and [www.smart-timing.co.uk](http://www.smart-timing.co.uk)

Printed: 02/09/2018 14:28:52





## KMSC National Motorcycle Racing

KMSC 125's &amp; KMSC Formula 400's

Knockhill 1.267 miles

Race 24 - 4th Race

02/09/2018 14:10

Race (10 Laps) started at 14:14:49

Lap	Time of Day	Lap Tm	S1	S2	S3	S3Spd	SFSpd
<b>(69) Mark BOWRAN</b>							
1	14:15:52.331			22.836	17.295	101.524	98.111
2	14:16:50.827	<b>58.496</b>			<b>16.777</b>	103.882	98.543
3	14:17:50.240	<b>59.413</b>	19.589	22.308	17.516	101.678	97.967
4	14:18:49.569	<b>59.329</b>			17.379	103.402	<b>99.272</b>
5	14:19:48.766	<b>59.197</b>			17.188	102.454	99.272
6	14:20:47.761	<b>58.995</b>			17.003	<b>104.692</b>	99.419
7	14:21:47.146	<b>59.385</b>	19.474	<b>21.948</b>	17.963	103.084	99.714
8	14:22:47.051	<b>59.905</b>	19.863	22.392	17.650	102.454	<b>102.298</b>
9	14:23:45.269	<b>58.218</b>	<b>19.215</b>	22.008	16.995	104.043	99.566
10	14:24:45.834	<b>1:00.565</b>			16.932	103.561	99.419

<b>(58) James McLAREN</b>							
1	14:15:52.964			23.077	17.911	99.272	90.198
2	14:16:53.991	<b>1:01.027</b>	20.020	23.121	17.886	94.518	92.054
3	14:17:54.336	<b>1:00.345</b>	20.145	22.879	17.321	101.371	<b>95.053</b>
4	14:18:53.814	<b>59.478</b>	19.434	22.567	17.477	98.979	93.726
5	14:19:53.151	<b>59.337</b>	<b>19.423</b>	22.477	17.437	101.066	93.076
6	14:20:52.037	<b>58.886</b>	19.519	<b>22.188</b>	<b>17.179</b>	101.066	92.690
7	14:21:51.452	<b>59.415</b>	19.556	22.281	17.578	101.218	87.153
8	14:22:53.029	<b>1:01.577</b>	20.195	23.431	17.951	96.697	91.677
9	14:23:53.053	<b>1:00.024</b>	20.213	22.391	17.420	101.218	93.076
10	14:24:53.230	<b>1:00.177</b>	19.758	22.873	17.546	<b>102.454</b>	93.988

<b>(22) Ross MAGUIRE</b>							
1	14:15:53.920			23.249	18.228	<b>92.054</b>	<b>84.839</b>
2	14:16:55.100	<b>1:01.180</b>	20.215	22.852	18.113	91.055	84.095
3	14:17:56.130	<b>1:01.030</b>			18.118	90.686	83.989
4	14:18:57.420	<b>1:01.290</b>			18.248	90.932	84.200
5	14:19:59.518	<b>1:02.098</b>			18.280	90.686	83.363
6	14:21:01.255	<b>1:01.737</b>			18.108	90.809	83.989
7	14:22:02.766	<b>1:01.511</b>	20.397	22.938	18.176	90.809	84.412
8	14:23:04.783	<b>1:02.017</b>	20.886	23.061	18.070	90.442	84.200
9	14:24:06.307	<b>1:01.524</b>	<b>20.033</b>	22.743	18.748	90.809	82.543
10	14:25:07.046	<b>1:00.739</b>	20.125	<b>22.701</b>	<b>17.913</b>	91.427	83.780

<b>(118) Rod WALKER</b>							
1	14:15:58.229			25.145	18.536	95.731	93.726
2	14:17:01.026	<b>1:02.797</b>			18.037	99.419	94.919
3	14:18:03.500	<b>1:02.474</b>	20.720	24.061	17.693	100.011	96.419
4	14:19:06.235	<b>1:02.735</b>	20.651	24.096	17.988	99.272	<b>96.558</b>
5	14:20:08.509	<b>1:02.274</b>			17.753	100.161	94.785
6	14:21:11.731	<b>1:03.222</b>			18.168	<b>100.762</b>	94.919
7	14:22:14.638	<b>1:02.907</b>	21.157	24.038	17.712	99.125	95.459
8	14:23:15.947	<b>1:01.309</b>	<b>20.077</b>	23.605	17.627	100.161	95.459
9	14:24:17.669	<b>1:01.722</b>	20.746	<b>23.469</b>	<b>17.507</b>	100.460	95.459
10	14:25:19.919	<b>1:02.250</b>			17.802	100.011	96.005

<b>(122) Logan TURNER</b>							
1	14:15:55.854						79.985
2	14:16:59.242	<b>1:03.388</b>					80.081
3	14:18:02.351	<b>1:03.109</b>					80.465
4	14:19:05.607	<b>1:03.256</b>					80.561
5	14:20:08.880	<b>1:03.273</b>					80.658
6	14:21:11.933	<b>1:03.053</b>					80.561
7	14:22:15.921	<b>1:03.988</b>					80.658
8	14:23:19.205	<b>1:03.284</b>					<b>81.048</b>
9	14:24:23.003	<b>1:03.798</b>					78.857
10	14:25:26.974	<b>1:03.971</b>					80.658

<b>(33) Declan CONNELL</b>							
1	14:16:00.101				19.451	<b>88.183</b>	80.755
2	14:17:03.994	<b>1:03.893</b>			18.964	87.608	81.244
3	14:18:08.300	<b>1:04.306</b>			19.174	87.266	80.658
4	14:19:12.430	<b>1:04.130</b>					81.739
5	14:20:16.390	<b>1:03.960</b>					81.441
6	14:21:20.633	<b>1:04.243</b>					81.048
7	14:22:24.076	<b>1:03.443</b>			19.023	86.927	80.950
8	14:23:27.950	<b>1:03.874</b>			18.888	86.146	<b>82.139</b>
9	14:24:31.052	<b>1:03.102</b>			<b>18.842</b>	86.927	81.639
10	14:25:34.656	<b>1:03.604</b>					81.146

<b>(55) Owen PATERSON</b>							
---------------------------	--	--	--	--	--	--	--

Lap	Time of Day	Lap Tm	S1	S2	S3	S3Spd	SFSpd
1	14:15:58.523			25.201	19.414	86.927	<b>82.645</b>
2	14:17:05.811	<b>1:07.288</b>		25.240	19.325	87.266	82.543
3	14:18:11.582	<b>1:05.771</b>	21.691	24.910	19.170	87.153	81.839
4	14:19:17.096	<b>1:05.514</b>	21.442	24.915	19.157	86.702	82.039
5	14:20:22.113	<b>1:05.017</b>	21.367	24.837	18.813	<b>87.380</b>	82.240
6	14:21:27.012	<b>1:04.899</b>	21.136	24.750	19.013	86.814	81.839
7	14:22:31.780	<b>1:04.768</b>	21.092	24.630	19.046	86.927	82.139
8	14:23:36.398	<b>1:04.618</b>	21.135	24.422	19.061	87.380	82.543
9	14:24:40.388	<b>1:03.990</b>	<b>20.918</b>	<b>24.368</b>	<b>18.704</b>	86.927	81.739
10	14:25:44.741	<b>1:04.353</b>	21.004	24.623	18.726	87.040	82.139

<b>(12) Jimmy MUIR</b>							
1	14:15:59.905			25.276	19.807	88.767	83.571
2	14:17:05.891	<b>1:05.986</b>	21.588	25.100	19.298	88.416	83.467
3	14:18:11.674	<b>1:05.783</b>	21.751	24.882	19.150	89.120	82.645
4	14:19:17.195	<b>1:05.521</b>	21.491	24.818	19.212	88.416	84.412
5	14:20:22.496	<b>1:05.301</b>	21.458	24.715	19.128	86.814	83.260
6	14:21:27.168	<b>1:04.672</b>	20.930	24.689	19.053	88.068	<b>84.839</b>
7	14:22:31.893	<b>1:04.725</b>	21.346	24.351	19.028	89.239	84.412
8	14:23:37.591	<b>1:05.698</b>	21.311	24.575	19.812	89.120	83.157
9	14:24:41.403	<b>1:03.812</b>	<b>20.684</b>	24.169	18.959	88.299	82.341
10	14:25:44.926	<b>1:03.523</b>	20.853	<b>23.977</b>	<b>18.693</b>	<b>90.320</b>	84.095

<b>(179) Jimmy ROTHERY</b>							
1	14:16:01.354			25.628	19.595	<b>93.465</b>	88.532
2	14:17:08.721	<b>1:07.367</b>	22.352	25.648	<b>19.367</b>	<b>92.308</b>	<b>89.239</b>
3	14:18:16.241	<b>1:07.520</b>	22.228	<b>25.542</b>	19.750	91.552	87.952
4	14:19:23.851	<b>1:07.610</b>	22.313	25.652	19.645	91.427	88.532
5	14:20:31.729	<b>1:07.878</b>	22.195	25.978	19.705	91.928	89.002
6	14:21:39.196	<b>1:07.467</b>	<b>21.997</b>	25.628	19.842	91.552	88.884
7	14:22:46.982	<b>1:07.786</b>	22.520	25.634	19.632	91.928	89.002
8	14:23:54.910	<b>1:07.928</b>	22.483	25.679	19.766	91.552	88.299
9	14:25:04.120	<b>1:09.210</b>	22.709	26.511	19.990	91.552	88.299

<b>(590) Ian AITKEN</b>							
1	14:16:04.519			27.557	<b>20.023</b>	87.494	83.780
2	14:17:15.735	<b>1:11.216</b>	23.600	27.345	20.271	86.927	<b>84.095</b>
3	14:18:27.235	<b>1:11.500</b>	23.521	27.708	20.271	86.590	83.054
4	14:19:39.000	<b>1:11.765</b>	23.453	27.612	20.700	86.368	81.739
5	14:20:50.797	<b>1:11.797</b>	23.608	28.042	20.147	<b>87.608</b>	82.645
6	14:22:02.071	<b>1:11.274</b>	23.489	<b>27.226</b>	20.559	85.925	81.639
7	14:23:14.095	<b>1:12.024</b>	23.967	27.394	20.663	86.814	81.048
8	14:24:26.789	<b>1:12.694</b>	24.091	27.597	21.006	85.487	79.985
9	14:25:37.927	<b>1:11.138</b>	<b>23.355</b>	27.381	20.402	86.814	79.606

<b>(78) Ana De SOUZA</b>							
1	14:16:09.707			28.519	21.462	91.427	97.540
2	14:17:24.491	<b>1:14.784</b>	24.938	28.397	21.449	91.179	94.919
3	14:18:38.899	<b>1:14.408</b>	24.818	<b>28.066</b>	21.524	90.564	97.399
4	14:19:52.992	<b>1:14.093</b>	24.999	28.236	20.858	92.690	<b>99.272</b>
5	14:21:06.517	<b>1:13.525</b>	<b>24.383</b>	28.335	<b>20.807</b>	91.303	93.205
6	14:22:21.433	<b>1:14.916</b>	24.781	28.097	22.038	<b>93.076</b>	90.564
7	14:23:38.057	<b>1:16.624</b>	25.447	28.361	22.816	89.358	83.157
8							

**KMSC National Motorcycle Racing****Lapchart**

KMSC 125's &amp; KMSC Formula 400's

Knockhill 1.267 miles

Race 24 - 4th Race

02/09/2018 14:10

Race (10 Laps) started at 14:14:49

Competitors	Laps									
	1	2	3	4	5	6	7	8	9	10
Mark BOWRAN (69)	1	69	69	69	69	69	69	69	69	69
James McLAREN (58)	2	58	58	58	58	58	58	58	58	58
Ross MAGUIRE (22)	3	22	22	22	22	22	22	22	22	22
Logan TURNER (122)	4	122	122	122	122	118	118	118	118	118
Rod WALKER (118)	5	118	118	118	118	122	122	122	122	122
Owen PATERSON (55)	6	55	33	33	33	33	33	33	33	33
Marc GIBSON (99)	7	99	55	55	55	55	55	55	55	55
Jimmy MUIR (12)	8	12	12	12	12	12	12	12	12	12
Declan CONNELL (33)	9	33	179	179	179	179	179	179	179	179
Jimmy ROTHERY (179)	10	179	590	590	590	590	590	590	590	590
Ian AITKEN (590)	11	590	78	78	78	78	78	78	78	78
Ana De SOUZA (78)	12	78	19	19	19	19	19	19	19	19
Fletcher McINALLY (19)	13	19								

Clerk of the Course.

Sig : Time :

Chief Timekeeper : Ian Sharp (SMART Timing)

Results available at [www.speedhive.com](http://www.speedhive.com) and [www.smart-timing.co.uk](http://www.smart-timing.co.uk)

Printed: 02/09/2018 14:30:16

Orbits



## KMSC National Motorcycle Racing

KMSC 125's &amp; KMSC Formula 400's

Knockhill 1.267 miles

Race 30 - 5th Race

02/09/2018 16:10

Race (10 Laps)

POLE POSITION

**1**
**1**

69 Mark BOWRAN

**2**

58 James McLAREN

**3**

22 Ross MAGUIRE

**2**
**4**

118 Rod WALKER

**5**

122 Logan TURNER

**6**

33 Declan CONNELL

**3**
**7**

55 Owen PATERSON

**8**

12 Jimmy MUIR

**9**

179 Jimmy ROTHERY

**4**
**10**

590 Ian AITKEN

**11**

78 Ana De SOUZA

**12**

19 Fletcher McINALLY

**5**
**13**

99 Marc GIBSON

Clerk of the Course.

Sig :                      Time :

Chief Timekeeper : Ian Sharp (SMART Timing)

 Results available at [www.speedhive.com](http://www.speedhive.com) and [www.smart-timing.co.uk](http://www.smart-timing.co.uk)

Printed: 02/09/2018 14:27:58

Orbits



# Race Results

## KMSC National Motorcycle Racing

Sorted on Laps

Scottish Pre-Injection 600

Knockhill 1.267 miles

Race 25 - 2nd Race

02/09/2018 14:30

Race (10 Laps) started at 14:31:38

Pos	No.	Name	Make/Model	CC	Class	Laps	Total Tm	Diff	Best Tm	In Lap	Avg. Speed
1	15	Jon DICKIE	Yamaha	R6 600	PI6	10	9:04.546		53.594	7	83.760
2	41	Kieran MURRAY	Yamaha	R6 600	PI6	10	9:04.819	0.273	53.830	7	83.718
3	26	Alan McGREGOR			PI6	10	9:09.682	5.136	53.907	4	82.977
4	75	Harry PULLAR	Yamaha	R6 600	PI6	10	9:14.857	10.311	54.206	8	82.203
5	22	William MASON	Yamaha	R6 600	PI6	10	9:14.943	10.397	54.529	6	82.190
6	54	Cameron ROBB	Yamaha	R6 600	PI6	10	9:23.137	18.591	55.009	9	80.994
7	47	Chris CLEMENTS	Yamaha	R6 600	PI6	10	9:25.736	21.190	55.029	9	80.622
8	8	Patryk MOTYKA	Yamaha	R6 600	PI6	10	9:26.599	22.053	55.836	10	80.499
9	60	Dougie BROWN	Yamaha	R6 600	PI6	10	9:35.449	30.903	56.300	6	79.261
10	70	Simon HARDY	Yamaha	R6 600	PI6	10	9:37.971	33.425	56.397	9	78.916
11	17	Gary WHITEFORD	Kawasaki	ZX6R	PI6	10	9:39.629	35.083	56.679	9	78.690
12	34	Darren GREENE	Yamaha	R6 600	PI6	10	9:39.901	35.355	56.782	9	78.653
13	11	Ross WATTS	Yamaha	R6 600	PI6	10	9:40.339	35.793	56.459	10	78.594
14	117	Joe HENDRIE	Yamaha	R1	SB	10	9:59.853	55.307	58.467	9	76.037
15	73	Fraser CAMERON	Yamaha		PI6	10	10:02.229	57.683	58.374	9	75.737
16	76	Jamie ALDERTON	Suzuki	GSXR1000K5	C	10	10:02.512	57.966	58.584	7	75.701
17	61	Douglas ROTHNIE	Yamaha	R6 5EB	PI6	9	9:05.108	1 Lap	57.761	7	75.306
18	126	Martin BULMAN	Honda	CBR600FX	PI6	9	9:10.974	1 Lap	58.775	8	74.504
19	118	Craig MOFFAT	Yamaha	R6 600	PI6	9	9:15.033	1 Lap	1:00.436	2	73.959
20	45	Gerry SULLIVAN	Kawasaki	ZX6R 600	PI6	9	9:17.166	1 Lap	1:00.275	5	73.676

### Not classified

DNF	23	Paul REID	Honda	CBR600	PI6	7	7:23.075	DNF	1:00.034	4	72.059
DNF	21	Andy LOCK	Yamaha	R6 600	PI6	1	1:00.981	DNF		0	74.795
DNF	31	Darren ANDERSON	Kawasaki	ZXR 600	PI6			DNF		0	-
DNS	38	Mark LANGLANDS	Yamaha	R6 600	PI6			DNS		0	-
DNS	179	Jimmy ROTHERY	Triumph	675	S6			DNS		0	-

### Announcements

New Track Record (53.594) for KMSC Pre Injection 600 by Jon DICKIE.

Margin of Victory	Avg. Speed	Best Lap Tm	Best Speed	Best Lap by
0.273	83.760	53.594	85.105	15 - Jon DICKIE

### Clerk of the Course.

Orbits

Sig : Time :

Chief Timekeeper : Ian Sharp (SMART Timing)

 Results available at [www.speedhive.com](http://www.speedhive.com) and [www.smart-timing.co.uk](http://www.smart-timing.co.uk)

Printed: 02/09/2018 14:45:12



## KMSC National Motorcycle Racing

Scottish Pre-Injection 600

Knockhill 1.267 miles

Race 25 - 2nd Race

02/09/2018 14:30

Race (10 Laps) started at 14:31:38

Lap	Time of Day	Lap Tm	S1	S2	S3	S3Spd	SFSpd	Lap	Time of Day	Lap Tm	S1	S2	S3	S3Spd	SFSpd
<b>(15) Jon DICKIE</b>															
1	14:32:35.541			20.987	15.559	120.049	116.912	1	14:32:40.768			22.640	16.226	120.480	<b>115.504</b>
2	14:33:29.997	<b>54.456</b>	17.983	21.016	15.457	120.265	117.321	2	14:33:37.875	<b>57.107</b>	18.881	21.677	16.549	120.697	111.846
3	14:34:24.129	<b>54.132</b>	17.952	20.803	15.377	120.049	117.321	3	14:34:34.545	<b>56.670</b>	19.117	21.509	16.044	120.480	114.323
4	14:35:18.081	<b>53.952</b>	17.807	20.731	15.414	122.014	116.304	4	14:35:30.579	<b>56.034</b>	18.563	21.426	16.045	120.480	113.935
5	14:36:12.222	<b>54.141</b>	17.916	20.731	15.494	121.352	117.321	5	14:36:26.589	<b>56.010</b>	18.572	21.273	16.165	120.049	114.518
6	14:37:06.373	<b>54.151</b>	<b>17.772</b>	20.952	15.427	121.572	116.912	6	14:37:22.247	<b>55.658</b>	18.306	21.298	16.054	120.049	114.129
7	14:37:59.967	<b>53.594</b>	17.815	<b>20.464</b>	<b>15.315</b>	121.133	116.912	7	14:38:18.245	<b>55.998</b>	18.501	21.361	16.136	120.697	114.129
8	14:38:54.226	<b>54.259</b>	17.826	20.910	15.523	122.014	117.321	8	14:39:13.982	<b>55.737</b>	18.538	21.414	15.785	120.049	115.107
9	14:39:48.826	<b>54.600</b>	17.832	21.243	15.525	<b>122.683</b>	116.506	9	14:40:09.011	<b>55.029</b>	18.230	<b>21.088</b>	<b>15.711</b>	<b>121.572</b>	114.518
10	14:40:42.902	<b>54.076</b>	17.874	20.608	15.594	122.236	<b>117.526</b>	10	14:41:04.092	<b>55.081</b>	<b>18.180</b>	21.130	15.771	120.265	114.323
<b>(41) Kieran MURRAY</b>															
1	14:32:36.389			20.710	16.120	118.775	112.786	1	14:32:38.513			21.895	16.441	117.321	113.357
2	14:33:30.300	<b>53.911</b>	17.786	20.611	15.514	119.835	114.518	2	14:33:34.864	<b>56.351</b>	18.752	21.578	<b>16.021</b>	117.940	112.786
3	14:34:24.446	<b>54.146</b>	17.908	20.687	15.551	120.480	115.903	3	14:34:31.355	<b>56.491</b>	18.906	21.543	16.042	117.940	112.597
4	14:35:18.328	<b>53.882</b>	17.903	<b>20.600</b>	<b>15.379</b>	120.697	116.103	4	14:35:27.779	<b>56.424</b>	18.785	21.446	16.193	117.116	112.220
5	14:36:12.439	<b>54.111</b>	17.829	20.707	15.575	121.133	115.107	5	14:36:24.278	<b>56.499</b>	18.737	21.623	16.139	<b>118.147</b>	112.220
6	14:37:06.589	<b>54.150</b>	17.734	20.967	15.449	121.352	115.703	6	14:37:20.590	<b>56.312</b>	18.659	21.470	16.183	116.912	112.597
7	14:38:00.419	<b>53.830</b>	17.772	20.659	15.399	120.697	115.107	7	14:38:16.926	<b>56.336</b>	18.571	21.451	16.314	116.912	113.357
8	14:38:54.460	<b>54.041</b>	17.637	20.770	15.634	119.409	<b>116.506</b>	8	14:39:13.179	<b>56.253</b>	18.638	21.526	16.089	116.709	112.786
9	14:39:49.336	<b>54.876</b>	17.770	21.579	15.527	120.915	116.304	9	14:40:09.119	<b>55.940</b>	<b>18.423</b>	21.326	16.191	117.940	<b>113.935</b>
10	14:40:43.175	<b>53.839</b>	<b>17.609</b>	20.604	15.626	<b>122.014</b>	116.103	10	14:41:04.955	<b>55.836</b>	18.495	<b>21.310</b>	16.031	117.321	112.033
<b>(60) Dougie BROWN</b>															
1	14:32:40.316							1	14:32:40.316			22.213	16.699	118.356	112.408
2	14:33:37.576	<b>57.260</b>	18.869			120.480	<b>116.304</b>	2	14:33:37.576	<b>57.260</b>	18.869	22.004	16.387	114.714	111.660
3	14:34:34.741	<b>57.165</b>	19.013			120.480	<b>116.304</b>	3	14:34:34.741	<b>57.165</b>	19.013	21.829	16.323	115.703	112.408
4	14:35:31.149	<b>56.408</b>	18.795			120.480	<b>116.304</b>	4	14:35:31.149	<b>56.408</b>	18.795	21.581	16.032	<b>118.985</b>	<b>112.786</b>
5	14:36:27.929	<b>56.780</b>	18.823			120.697	116.304	5	14:36:27.929	<b>56.780</b>	18.823	21.834	16.123	117.321	112.408
6	14:37:24.229	<b>56.300</b>	18.816			119.621	115.305	6	14:37:24.229	<b>56.300</b>	18.816	<b>21.495</b>	<b>15.989</b>	117.116	111.660
7	14:38:20.920	<b>56.691</b>	18.773			119.621	115.305	7	14:38:20.920	<b>56.691</b>	<b>18.773</b>	21.663	16.255	117.526	112.033
8	14:39:17.843	<b>56.923</b>	18.817			119.835	114.910	8	14:39:17.843	<b>56.923</b>	18.817	21.867	16.239	117.526	112.033
9	14:40:14.920	<b>57.077</b>	18.780			119.621	114.518	9	14:40:14.920	<b>57.077</b>	18.780	21.787	16.510	115.903	112.597
10	14:41:13.805	<b>58.885</b>	19.321			117.733	115.107	10	14:41:13.805	<b>58.885</b>	19.321	22.545	17.019	115.504	101.987
<b>(70) Simon HARDY</b>															
1	14:32:43.343							1	14:32:43.343			22.908	16.635	117.940	112.976
2	14:33:40.121	<b>56.778</b>	18.823			120.480	<b>116.304</b>	2	14:33:40.121	<b>56.778</b>	18.823	21.534	16.421	117.940	<b>115.107</b>
3	14:34:37.828	<b>57.707</b>	19.209			121.352	109.296	3	14:34:37.828	<b>57.707</b>	19.209	22.002	16.496	116.103	112.976
4	14:35:35.136	<b>57.308</b>	19.280			121.352	116.304	4	14:35:35.136	<b>57.308</b>	19.280	21.697	16.331	<b>120.049</b>	112.976
5	14:36:31.992	<b>56.856</b>	18.807			120.697	115.504	5	14:36:31.992	<b>56.856</b>	18.807	21.708	16.341	118.356	113.742
6	14:37:29.165	<b>57.173</b>	18.816			119.409	113.742	6	14:37:29.165	<b>57.173</b>	18.816	21.755	16.602	118.985	113.357
7	14:38:26.245	<b>57.080</b>	18.997			120.915	116.304	7	14:38:26.245	<b>57.080</b>	18.997	21.974	<b>16.109</b>	118.356	113.166
8	14:39:22.908	<b>56.663</b>	18.818			120.915	116.506	8	14:39:22.908	<b>56.663</b>	18.818	21.718	16.127	116.709	114.518
9	14:40:19.305	<b>56.397</b>	18.798			121.352	116.709	9	14:40:19.305	<b>56.397</b>	18.798	<b>21.460</b>	16.139	118.147	112.976
10	14:41:16.327	<b>57.022</b>	<b>18.771</b>			120.265	115.703	10	14:41:16.327	<b>57.022</b>	<b>18.771</b>	21.702	16.549	117.321	112.976
<b>(17) Gary WHITEFORD</b>															
1	14:32:41.581							1	14:32:41.581			16.272	<b>117.940</b>	<b>113.935</b>	
2	14:33:38.766	<b>57.185</b>	18.955			117.940	114.323	2	14:33:38.766	<b>57.185</b>	18.955	21.808	16.422	117.116	112.408
3	14:34:35.826	<b>57.060</b>	18.907			118.356	114.910	3	14:34:35.826	<b>57.060</b>	18.907	21.693	16.460	117.116	112.786
4	14:35:33.421	<b>57.595</b>	19.175			118.147	114.714	4	14:35:33.421	<b>57.595</b>	19.175	21.880	16.540	114.910	112.408
5	14:36:31.112	<b>57.691</b>	19.166			118.356	114.129	5	14:36:31.112	<b>57.691</b>	19.166	22.009	16.516	116.304	111.660
6	14:37:28.899	<b>57.787</b>	19.184			119.409	114.910	6	14:37:28.899	<b>57.787</b>	19.184	22.067	16.536	116.103	111.474
7	14:38:26.561	<b>57.662</b>	19.199			119.835	115.107	7	14:38:26.561	<b>57.662</b>	19.199	21.948	16.515	116.709	112.976
8	14:39:24.116	<b>57.555</b>	18.898			119.835	115.107	8	14:39:24.116	<b>57.555</b>	18.898	22.390	16.267	113.357	113.935
9	14:40:20.795	<b>56.679</b>	<b>18.838</b>			119.835	115.305	9	14:40:20.795	<b>56.679</b>	<b>18.838</b>	<b>21.670</b>	<b>16.171</b>	116.709	112.786
10	14:41:17.985	<b>57.190</b>	18.907			119.835	115.305	10	14:41:17.985	<b>57.190</b>	18.907	21.979	16.304	116.912	111.660
<b>(34) Darren GREENE</b>															
1	14:32:40.626							1	14:32:40.626			22.131	16.599	117.940	<b>112.408</b>
2	14:33:39.809	<b>59.183</b>	19.554			120.697	113.549	2	14:33:39.809	<b>59.183</b>	19.554	22.883	16.746	113.357	111.290
3	14:34:37.192	<b>57.383</b>	19.218			115.903	114.129	3	14:34:37.192	<b>57.383</b>	19.218	21.466	16.699	116.912	110.193
4	14:35:35.251	<b>58.059</b>	19.564			120.697	116.304	4	14:35:35.251	<b>58.059</b>	19.564	21.761	16.734	116.912	111.660
5	14:36:32.254	<b>57.003</b>	19.155			120.697	115.107	5	14:36:32.254	<b>57.003</b>	19.155	21.486	16.362	117.940	112.033
6	14:37:29.764	<b>57.510</b>	19.202			122.014	<b>117.940</b>	6	14:37:29.764	<b>57.510</b>	19.202	<b>21.287</b>	17.021	<b>118.147</b>	110.922
7	14:38:26.692	<b>56.928</b>	<b>19.006</b>			122.014	111.846	7	14:38:26.692	<b>56.928</b>	<b>19.006</b>	21.666	16.256	11	

## KMSC National Motorcycle Racing

Scottish Pre-Injection 600

Knockhill 1.267 miles

Race 25 - 2nd Race

02/09/2018 14:30

Race (10 Laps) started at 14:31:38

Lap	Time of Day	Lap Tm	S1	S2	S3	S3Spd	SFSpd
3	14:34:38.279	<b>57.638</b>	19.160	21.764	16.714	114.910	107.372
4	14:35:36.061	<b>57.782</b>	19.160	21.932	16.690	114.323	107.544
5	14:36:33.091	<b>57.030</b>	18.832	21.633	16.565	113.742	108.064
6	14:37:30.122	<b>57.031</b>	18.707	21.500	16.824	114.910	107.544
7	14:38:27.468	<b>57.346</b>	18.920	21.923	16.503	113.935	<b>108.764</b>
8	14:39:24.777	<b>57.309</b>	<b>18.573</b>	22.025	16.711	<b>115.107</b>	107.372
9	14:40:22.236	<b>57.459</b>	19.307	21.821	<b>16.331</b>	113.357	107.372
10	14:41:18.695	<b>56.459</b>	18.601	<b>21.470</b>	16.388	113.549	107.544

Lap	Time of Day	Lap Tm	S1	S2	S3	S3Spd	SFSpd
7	14:38:51.562	<b>1:00.809</b>	19.898	23.384	17.527	111.290	105.681
8	14:39:52.686	<b>1:01.124</b>	20.055	23.881	17.188	111.290	105.681
9	14:40:53.389	<b>1:00.703</b>	20.186	<b>23.203</b>	17.314	<b>112.033</b>	104.692

(117) Joe HENDRIE

1	14:32:45.602			23.489	17.176	114.518	117.526
2	14:33:45.402	<b>59.800</b>	19.773	22.451	17.576	112.786	116.912
3	14:34:45.109	<b>59.707</b>	19.540	23.236	16.931	<b>118.356</b>	114.129
4	14:35:43.754	<b>58.645</b>	19.253	22.449	16.943	117.940	113.935
5	14:36:43.083	<b>59.329</b>	19.528	22.806	16.995	116.506	<b>117.940</b>
6	14:37:41.828	<b>58.745</b>	19.402	22.384	16.959	115.107	117.526
7	14:38:41.744	<b>59.916</b>	20.200	22.404	17.312	110.739	116.912
8	14:39:40.582	<b>58.838</b>	19.741	22.419	<b>16.678</b>	118.147	114.714
9	14:40:39.049	<b>58.467</b>	<b>19.216</b>	<b>22.349</b>	16.902	116.506	115.305
10	14:41:38.209	<b>59.160</b>	19.514	22.487	17.159	116.103	110.556

(73) Fraser CAMERON

1	14:32:45.469			23.332	17.414	115.107	109.296
2	14:33:45.511	<b>1:00.042</b>	20.767	22.140	17.135	<b>117.321</b>	111.660
3	14:34:46.556	<b>1:01.045</b>	20.323	23.204	17.518	113.166	111.105
4	14:35:46.335	<b>59.779</b>	20.350	22.158	17.271	114.910	108.413
5	14:36:45.575	<b>59.240</b>	19.863	22.088	17.289	111.474	111.290
6	14:37:44.440	<b>58.865</b>	19.663	22.007	17.195	112.786	112.033
7	14:38:43.307	<b>58.867</b>	<b>19.651</b>	<b>21.856</b>	17.360	113.357	111.290
8	14:39:42.924	<b>59.617</b>	19.808	22.609	17.200	113.549	108.064
9	14:40:41.298	<b>58.374</b>	19.680	22.060	<b>16.634</b>	116.912	<b>113.166</b>
10	14:41:40.585	<b>59.287</b>	19.778	22.225	17.284	115.107	110.374

(76) Jamie ALDERTON

1	14:32:46.078			23.319	16.753	119.621	122.236
2	14:33:46.911	<b>1:00.833</b>	21.336	22.590	16.907	120.915	122.014
3	14:34:47.009	<b>1:00.098</b>	20.666	22.539	16.893	112.408	121.792
4	14:35:48.005	<b>1:00.996</b>	20.739	23.353	16.904	116.912	119.196
5	14:36:46.879	<b>58.874</b>	20.090	22.195	16.589	120.480	122.236
6	14:37:45.975	<b>59.096</b>	20.064	22.093	16.939	118.775	120.697
7	14:38:44.559	<b>58.584</b>	<b>19.932</b>	22.056	16.596	<b>123.587</b>	120.049
8	14:39:43.371	<b>58.812</b>	20.198	22.113	<b>16.501</b>	122.014	<b>122.908</b>
9	14:40:42.051	<b>58.680</b>	20.271	<b>21.810</b>	16.599	122.459	121.572
10	14:41:40.868	<b>58.817</b>	20.045	22.214	16.558	122.236	122.908

(61) Douglas ROTHNIE

1	14:32:46.046			23.964	18.387	108.413	97.399
2	14:33:48.301	<b>1:02.255</b>	21.677	22.988	17.590	113.357	106.183
3	14:34:49.043	<b>1:00.742</b>			16.956	110.556	108.064
4	14:35:48.787	<b>59.744</b>		23.098	17.138	115.504	108.064
5	14:36:48.606	<b>59.819</b>	20.201	22.544	17.074	116.304	107.372
6	14:37:47.285	<b>58.679</b>	19.753	21.846	17.080	114.714	109.653
7	14:38:45.046	<b>57.761</b>	<b>19.255</b>	<b>21.816</b>	<b>16.690</b>	115.703	<b>110.556</b>
8	14:39:44.242	<b>59.196</b>	19.787	22.406	17.003	115.305	109.832
9	14:40:43.464	<b>59.222</b>			17.614	<b>117.733</b>	108.588

(126) Martin BULMAN

1	14:32:45.017				17.349	109.653	106.351
2	14:33:46.486	<b>1:01.469</b>			18.364	104.043	107.890
3	14:34:48.059	<b>1:01.573</b>			17.775	108.941	108.413
4	14:35:49.752	<b>1:01.693</b>			17.961	109.118	108.238
5	14:36:50.664	<b>1:00.912</b>			17.513	107.030	109.832
6	14:37:51.050	<b>1:00.386</b>			17.162	109.832	110.193
7	14:38:51.151	<b>1:00.101</b>			<b>16.959</b>	112.597	110.012
8	14:39:49.926	<b>58.775</b>			17.031	<b>113.166</b>	<b>110.739</b>
9	14:40:49.330	<b>59.404</b>			17.340	111.290	110.193

(118) Craig MOFFAT

1	14:32:44.179			23.953	17.328	111.660	106.015
2	14:33:44.615	<b>1:00.436</b>	<b>19.768</b>	23.622	<b>17.046</b>	110.374	<b>106.351</b>
3	14:34:46.489	<b>1:01.874</b>	19.999	24.557	17.318	110.374	101.678
4	14:35:48.257	<b>1:01.768</b>	20.905	23.714	17.149	111.290	103.242
5	14:36:49.979	<b>1:01.722</b>	20.485	23.960	17.277	111.660	106.351
6	14:37:50.753	<b>1:00.774</b>	20.086	23.556	17.132	110.739	105.515

Clerk of the Course.

Sig : Time :

Chief Timekeeper : Ian Sharp (SMART Timing)

Results available at [www.speedhive.com](http://www.speedhive.com) and [www.smart-timing.co.uk](http://www.smart-timing.co.uk)

Printed: 02/09/2018 14:45:37

Orbits



## KMSC National Motorcycle Racing

## Lapchart

Scottish Pre-Injection 600

Knockhill 1.267 miles

Race 25 - 2nd Race

02/09/2018 14:30

Race (10 Laps) started at 14:31:38

Competitors	Laps									
	1	2	3	4	5	6	7	8	9	10
Jon DICKIE (15)	15	15	15	15	15	15	15	15	15	15
Kieran MURRAY (41)	41	41	41	41	41	41	41	41	41	41
Alan McGREGOR (26)	26	26	26	26	26	26	26	26	26	26
William MASON (22)	22	22	22	75	22	22	22	22	22	75
Harry PULLAR (75)	75	75	75	22	75	75	75	75	75	22
Patryk MOTYKA (8)	8	8	8	8	54	54	54	54	54	54
Cameron ROBB (54)	54	54	54	54	8	8	8	8	47	47
Andy LOCK (21)	21	60	47	47	47	47	47	47	8	8
Dougie BROWN (60)	60	47	60	60	60	60	60	60	60	60
Darren GREENE (34)	34	17	17	17	17	17	70	70	70	70
Chris CLEMENTS (47)	47	34	34	70	70	70	17	17	17	17
Gary WHITEFORD (17)	17	70	70	34	34	34	34	34	34	34
Ross WATTS (11)	11	11	11	11	11	11	11	11	11	11
Simon HARDY (70)	70	118	117	117	117	117	117	117	117	117
Craig MOFFAT (118)	118	117	118	73	73	73	73	73	73	73
Martin BULMAN (126)	126	73	73	76	76	76	76	76	76	76
Fraser CAMERON (73)	73	126	76	118	61	61	61	61	61	61
Joe HENDRIE (117)	117	76	126	61	118	118	126	126	126	126
Paul REID (23)	23	23	61	126	126	126	118	118	118	118
Douglas ROTHNIE (61)	61	61	23	23	23	23	45	45	45	45
Jamie ALDERTON (76)	76	45	45	45	45	45	23			
Gerry SULLIVAN (45)	45									
-	23									
-	24									
-	25									

Clerk of the Course.

Sig : Time :  
 Chief Timekeeper : Ian Sharp (SMART Timing)

Results available at [www.speedhive.com](http://www.speedhive.com) and [www.smart-timing.co.uk](http://www.smart-timing.co.uk)

Printed: 02/09/2018 14:46:14

Orbits



## KMSC National Motorcycle Racing

KMSC Pre-Injection 600

Knockhill 1.267 miles

Race 31 - 3rd Race

02/09/2018 16:30

Race (10 Laps)

POLE POSITION

<b>1</b>	<b>1</b> 15 Jon DICKIE	<b>2</b> 41 Kieran MURRAY	<b>3</b> 26 Alan McGREGOR
<b>2</b>	<b>4</b> 75 Harry PULLAR	<b>5</b> 22 William MASON	<b>6</b> 54 Cameron ROBB
<b>3</b>	<b>7</b> 47 Chris CLEMENTS	<b>8</b> 8 Patryk MOTYKA	<b>9</b> 60 Dougie BROWN
<b>4</b>	<b>10</b> 70 Simon HARDY	<b>11</b> 17 Gary WHITEFORD	<b>12</b> 34 Darren GREENE
<b>5</b>	<b>13</b> 11 Ross WATTS	<b>14</b> 117 Joe HENDRIE	<b>15</b> 73 Fraser CAMERON
<b>6</b>	<b>16</b> 76 Jamie ALDERTON	<b>17</b> 61 Douglas ROTHNIE	<b>18</b> 126 Martin BULMAN
<b>7</b>	<b>19</b> 118 Craig MOFFAT	<b>20</b> 45 Gerry SULLIVAN	<b>21</b> 23 Paul REID
<b>8</b>	<b>22</b> 21 Andy LOCK	<b>23</b> 31 Darren ANDERSON	<b>24</b> 38 Mark LANGLANDS
<b>9</b>	<b>25</b> 179 Jimmy ROTHERY		

Clerk of the Course.

Orbits

Sig : Time :

Chief Timekeeper : Ian Sharp (SMART Timing)

Results available at [www.speedhive.com](http://www.speedhive.com) and [www.smart-timing.co.uk](http://www.smart-timing.co.uk)





# Race Results

## KMSC National Motorcycle Racing

Sorted on Laps

Scottish Championship Superbike & KMSC Clubman

Knockhill 1.267 miles

Race 26 - 2nd Race

02/09/2018 14:50

Race (10 Laps) started at 14:46:49

Pos	No.	Name	Make/Model	CC	Class	Laps	Total Tm	Diff	Best Tm	In Lap	Avg. Speed
1	72	Sean GILFILLAN	BMW	S1000RR	SB	7	5:55.635		49.932	5	89.776
2	94	Greg GILFILLAN	BMW	S1000RR	SB	7	5:57.056	1.421	50.110	5	89.419
3	34	John DEAN	BMW	S1000RR	SB	7	5:57.425	1.790	50.289	6	89.327
4	99	Callum GRIGOR	Kawasaki	ZX10RR	SB	7	5:58.548	2.913	50.543	6	89.047
5	1	Bruce BIRNIE	BMW	S1000RR	SB	7	6:00.753	5.118	50.331	4	88.503
6	57	Stewart ROBB	Kawasaki	ZX10R	SB	7	6:06.717	11.082	51.418	7	87.063
7	22	Steven WATSON	BMW	S1000RR	SB	7	6:08.451	12.816	51.956	4	86.654
8	55	Donald MacFADYEN	BMW	S1000RR	SB	7	6:11.527	15.892	51.644	3	85.936
9	18	Clint WALKER	BMW	S1000RR	C	7	6:14.745	19.110	52.671	4	85.198
10	30	Alan RENNIE	Honda	Fireblade	C	7	6:20.622	24.987	53.537	7	83.883
11	41	Lukasz PIEC	BMW	S1000RR	C	7	6:21.254	25.619	53.299	4	83.744
12	71	Gavin JONES	Yamaha	R1	C	7	6:24.318	28.683	53.873	7	83.076
13	52	Paul McLEAN	Honda	CBR1000RR	C	7	6:24.925	29.290	53.586	6	82.945
14	17	Gordon MacDONALD	Suzuki	GSXR1000	C	7	6:25.090	29.455	53.436	3	82.910
15	67	Des BURNS	Kawasaki	ZX10R	C	7	6:25.590	29.955	53.871	3	82.802
16	47	Alan BRYCE	BMW	1000RR	SB	7	6:26.639	31.004	53.443	7	82.577
17	69	Rodney SCOTT	BMW	S1000RR	SB	7	6:28.886	33.251	53.599	4	82.100
18	37	Steven PATTERSON	Kawasaki	ZX10R	C	7	6:29.048	33.413	54.161	7	82.066
19	86	Matthew DEVLIN	Suzuki	GSXR1000	C	7	6:29.345	33.710	54.194	3	82.003
20	16	Scott MURRAY	Yamaha	R1	C	7	6:30.404	34.769	54.313	7	81.781
21	98	Christopher LIDDELL			C	7	6:34.073	38.438	54.949	6	81.020
22	155	Bryan GILLIS	BMW	S1000RR	C	7	6:36.523	40.888	54.117	4	80.519
23	26	Steven MacINTYRE	Suzuki	GSXR1000	C	7	6:39.071	43.436	55.135	4	80.005
24	151	Callum JACKSON	Suzuki	GSXR1000	C	7	6:40.886	45.251	55.670	5	79.643
25	64	Martin HENDERSON	BMW	S1000RR	C	7	6:44.661	49.026	55.327	4	78.900
26	29	Andrew BUCHANAN	Yamaha	R1	C	7	6:45.040	49.405	55.223	5	78.826
27	100	Laura NUTTALL	BMW	S1000RR	C	7	6:45.722	50.087	55.895	5	78.693
28	14	James CRAWFORD	Kawaskai	ZX10R	C	6	5:55.532	1 Lap	56.993	4	76.974
Not classified (from pos 29)											
	45	Ewan GRAY	Kawasaki	ZX10R	SB	5	4:15.559	2 Laps	50.370	5	89.238
DNF	28	Paul BOWERBANK	Kawasaki	ZX10R	SB	5	4:56.438	DNF	55.108	4	76.932
DNF	56	Andy GROVES	BMW	S1000RR	SB			DNF		0	-
DNS	19	Nic BOYES	Ducati	848	SB			DNS		0	-

### Announcements

New Track Record (49.932) for KMSC Superbikes by Sean GILFILLAN.  
 RED FLAG after Leader completed 8 Laps - Result declared at 7 Laps.  
 Bike No.45 - Not classified - Not running at time of Red Flag.

Margin of Victory	Avg. Speed	Best Lap Tm	Best Speed	Best Lap by
1.421	89.776	49.932	91.346	72 - Sean GILFILLAN

Clerk of the Course.

Orbits

Sig : Time :  
 Chief Timekeeper : Ian Sharp (SMART Timing)

Results available at [www.speedhive.com](http://www.speedhive.com) and [www.smart-timing.co.uk](http://www.smart-timing.co.uk)



## KMSC National Motorcycle Racing

Scottish Championship Superbike & KMSC Clubman

Knockhill 1.267 miles

Race 26 - 2nd Race

02/09/2018 14:50

Race (10 Laps) started at 14:46:49

Lap	Time of Day	Lap Tm	S1	S2	S3	S3Spd	SFSpd	Lap	Time of Day	Lap Tm	S1	S2	S3	S3Spd	SFSpd
<b>(72) Sean GILFILLAN</b>															
1	14:47:43.348				14.575	<b>139.517</b>	130.560	1	14:47:46.772			20.582	15.232	128.805	126.857
2	14:48:34.049	<b>50.701</b>			14.511	139.517	131.070	2	14:48:39.600	<b>52.828</b>	17.560	20.197	15.071	128.313	124.504
3	14:49:24.344	<b>50.295</b>	16.812	19.143	<b>14.340</b>	138.081	<b>130.560</b>	3	14:49:32.382	<b>52.782</b>	17.653	19.954	15.175	129.551	125.905
4	14:50:14.500	<b>50.156</b>	16.677	18.976	14.503	138.366	<b>132.102</b>	4	14:50:25.053	<b>52.671</b>	17.588	<b>19.946</b>	15.137	<b>131.842</b>	126.857
5	14:51:04.432	<b>49.932</b>	16.668	<b>18.877</b>	14.387	138.939	130.306	5	14:51:17.946	<b>52.893</b>	17.570	20.167	15.156	130.053	126.857
6	14:51:54.497	<b>50.065</b>	<b>16.635</b>	18.940	14.490	138.652	128.313	6	14:52:10.644	<b>52.698</b>	<b>17.360</b>	20.258	15.080	129.551	125.905
7	14:52:44.792	<b>50.295</b>	16.869	19.090	14.464	134.215	129.551	7	14:53:03.902	<b>53.258</b>	17.923	20.291	<b>15.044</b>	128.559	<b>127.581</b>
<b>(94) Greg GILFILLAN</b>															
1	14:47:42.563			19.160	14.484	134.754	<b>131.842</b>	<b>(30) Alan RENNIE</b>							
2	14:48:33.121	<b>50.558</b>	16.893	19.235	14.430	135.025	131.070	1	14:47:46.951			20.594	15.566	<b>133.150</b>	127.098
3	14:49:23.518	<b>50.397</b>	16.743	19.192	14.462	135.845	129.551	2	14:48:40.897	<b>53.946</b>	18.007	20.420	15.519	132.102	126.142
4	14:50:14.004	<b>50.486</b>	16.933	19.124	14.429	136.675	131.070	3	14:49:34.761	<b>53.864</b>			15.629	129.802	125.201
5	14:51:04.114	<b>50.110</b>	16.672	<b>19.017</b>	<b>14.421</b>	137.798	131.842	4	14:50:28.369	<b>53.608</b>		20.326	15.377	130.306	126.618
6	14:51:55.790	<b>51.676</b>	<b>16.646</b>	19.076	15.954	134.215	131.842	5	14:51:22.082	<b>53.713</b>	17.902	<b>20.292</b>	15.519	130.053	125.670
7	14:52:46.213	<b>50.423</b>	16.869	19.090	14.464	136.398	130.053	6	14:52:16.242	<b>54.160</b>	18.209	20.403	15.548	131.584	126.618
								7	14:53:09.779	<b>53.537</b>	17.877	20.359	<b>15.301</b>	133.150	<b>128.068</b>
<b>(34) John DEAN</b>															
1	14:47:44.131			19.458	14.312	141.279	<b>135.298</b>	<b>(41) Lukasz PIEC</b>							
2	14:48:34.473	<b>50.342</b>	16.903	19.181	<b>14.258</b>	141.877	132.624	1	14:47:47.834			20.910	15.396	132.362	127.824
3	14:49:24.788	<b>50.315</b>	<b>16.727</b>	19.085	14.503	141.577	132.886	2	14:48:41.703	<b>53.869</b>	17.931	20.617	15.321	132.624	126.905
4	14:50:15.614	<b>50.826</b>	16.804	19.209	14.813	140.392	132.624	3	14:49:35.295	<b>53.592</b>	18.068	20.304	<b>15.220</b>	<b>135.845</b>	127.824
5	14:51:05.986	<b>50.372</b>	16.780	19.202	14.390	141.279	129.053	4	14:50:28.594	<b>53.299</b>	<b>17.810</b>	20.157	15.332	131.842	<b>130.053</b>
6	14:51:56.275	<b>50.289</b>	16.853	19.128	14.308	140.982	132.102	5	14:51:22.366	<b>53.772</b>	18.010	20.194	15.568	132.886	113.935
7	14:52:46.582	<b>50.307</b>	16.899	19.061	14.347	<b>143.392</b>	132.886	6	14:52:16.699	<b>54.333</b>	18.646	20.343	15.344	135.025	123.360
								7	14:53:10.411	<b>53.712</b>	17.862	<b>19.987</b>	15.863	131.584	120.915
<b>(99) Callum GRIGOR</b>															
1	14:47:43.160			19.254	14.553	138.081	130.053	<b>(71) Gavin JONES</b>							
2	14:48:33.900	<b>50.740</b>	17.079	19.170	14.491	138.366	131.070	1	14:47:48.468			20.977	15.671	<b>135.571</b>	<b>124.735</b>
3	14:49:24.490	<b>50.590</b>	<b>16.779</b>	19.263	14.548	138.366	<b>132.102</b>	2	14:48:42.857	<b>54.389</b>	18.250	20.475	15.664	134.215	120.265
4	14:50:15.299	<b>50.809</b>	16.964	19.239	14.606	138.652	130.560	3	14:49:37.052	<b>54.195</b>	18.258	20.418	15.519	132.886	122.236
5	14:51:06.367	<b>51.068</b>	16.921	19.679	<b>14.468</b>	138.081	130.306	4	14:50:31.251	<b>54.199</b>	18.209	20.438	15.552	135.025	122.014
6	14:51:56.910	<b>50.543</b>	16.876	<b>19.109</b>	14.558	<b>139.517</b>	130.560	5	14:51:25.303	<b>54.052</b>	18.160	20.449	15.443	135.298	121.572
7	14:52:47.705	<b>50.795</b>	17.005	19.301	14.489	138.652	130.053	6	14:52:19.602	<b>54.299</b>	18.484	20.368	15.447	134.754	124.044
								7	14:53:13.475	<b>53.873</b>	<b>18.124</b>	<b>20.345</b>	<b>15.404</b>	132.886	123.815
<b>(1) Bruce BIRNIE</b>															
1	14:47:46.194			20.342	14.616	<b>141.577</b>	<b>134.484</b>	<b>(52) Paul McLEAN</b>							
2	14:48:37.229	<b>51.035</b>	16.872	19.548	14.615	136.954	130.306	1	14:47:49.242			21.557	15.554	132.102	124.273
3	14:49:27.814	<b>50.585</b>	16.812	19.210	14.563	137.234	134.215	2	14:48:43.777	<b>54.535</b>	18.482	20.715	15.338	129.802	124.044
4	14:50:18.145	<b>50.331</b>	16.695	<b>19.100</b>	14.536	139.227	133.947	3	14:49:38.130	<b>54.353</b>	18.048	20.923	15.382	131.842	123.587
5	14:51:08.563	<b>50.418</b>	16.764	19.127	<b>14.527</b>	140.982	133.415	4	14:50:31.889	<b>53.759</b>	<b>17.890</b>	20.456	15.413	<b>135.298</b>	<b>128.559</b>
6	14:51:59.476	<b>50.913</b>	16.903	19.347	14.663	137.516	133.415	5	14:51:26.249	<b>54.360</b>	18.490	20.526	15.344	132.102	126.857
7	14:52:49.910	<b>50.434</b>	<b>16.662</b>	19.205	14.567	138.366	133.415	6	14:52:19.835	<b>53.586</b>	18.026	20.373	<b>15.187</b>	135.025	126.142
								7	14:53:14.082	<b>54.247</b>	18.246	<b>20.321</b>	15.680	133.680	124.044
<b>(57) Stewart ROBB</b>															
1	14:47:45.352			20.042	15.166	<b>138.081</b>	129.551	<b>(17) Gordon MacDONALD</b>							
2	14:48:37.411	<b>52.059</b>	17.360	19.802	14.897	136.121	130.814	1	14:47:50.276			21.218	15.584	136.954	<b>130.053</b>
3	14:49:29.392	<b>51.981</b>	17.501	19.844	14.636	136.675	130.814	2	14:48:44.234	<b>53.958</b>	17.935	20.756	15.267	137.234	128.313
4	14:50:21.205	<b>51.813</b>	17.429	19.761	14.623	135.845	<b>131.584</b>	3	14:49:37.670	<b>53.436</b>	<b>17.751</b>	20.488	<b>15.197</b>	<b>138.652</b>	129.302
5	14:51:12.998	<b>51.793</b>	17.120	19.889	14.784	134.215	128.559	4	14:50:31.410	<b>53.740</b>	18.127	<b>20.348</b>	15.265	138.652	127.581
6	14:52:04.456	<b>51.458</b>	<b>17.089</b>	19.747	<b>14.622</b>	135.845	128.805	5	14:51:26.205	<b>54.795</b>	18.214	20.536	16.045	132.362	124.044
7	14:52:55.874	<b>51.418</b>	17.117	<b>19.597</b>	14.704	135.571	129.053	6	14:52:20.580	<b>54.375</b>	18.297	20.556	15.522	136.954	128.313
								7	14:53:14.247	<b>53.667</b>	17.799	20.671	15.197	136.121	130.053
<b>(22) Steven WATSON</b>															
1	14:47:44.997			20.001	15.073	133.947	128.559	<b>(67) Des BURNS</b>							
2	14:48:37.161	<b>52.164</b>	17.428	19.847	14.889	133.150	126.857	1	14:47:49.251			21.414	15.322	<b>134.484</b>	128.559
3	14:49:29.181	<b>52.020</b>	17.506	19.732	14.782	134.215	127.339	2	14:48:43.423	<b>54.172</b>	<b>18.054</b>	20.649	15.469	132.362	128.313
4	14:50:21.137	<b>51.956</b>	<b>17.395</b>	<b>17.723</b>	14.838	135.298	126.380	3	14:49:37.294	<b>53.871</b>	18.099	20.466	15.306	132.624	<b>129.802</b>
5	14:51:13.189	<b>52.052</b>	17.478	19.799	<b>14.775</b>	<b>137.798</b>	<b>128.805</b>	4	14:50:31.751	<b>54.457</b>	18.306	20.493	15.658	132.624	127.824
6	14:52:05.174	<b>51.985</b>	17.434	19.738	14.813	135.571	126.857	5	14:51:26.428	<b>54.677</b>	18.337	20.474	15.866	132.362	118.356
7	14:52:57.608	<b>52.434</b>	17.501	19.905	15.028	133.680	125.435	6	14:52:20.837	<b>54.409</b>	18.653	20.452	<b>15.304</b>	133.947	128.068
								7	14:53:14.747	<b>53.910</b>	18.094	<b>20.305</b>	15.511	132.886	127.098
<b>(55) Donald MacFADYEN</b>															
1	14:47:47.970			20.842	14.898	<b>140.099</b>	129.302	<b>(47) Alan BRYCE</b>							
2	14:48:41.056	<b>53.086</b>	17.939	20.143	15.004	139.808	<b>130.053</b>	1	14:47:51.799			21.646	15.979	128.559	126.142
3	14:49:32.700	<b>51.644</b>	<b>17.210</b>	19.648	14.786	138.081	127.824	2	14:48:46.107	<b>54.308</b>	18.179	20.823	<b>15.306</b>	130.053	128.068
4	14:50:24.988	<b>52.288</b>			15.020	139.227	128.805	3	14:49:40.328	<b>54.221</b>	18.239	20.420	15.562	129.302	127.581
5	14:51:17.047	<b>52.059</b>			14.806	138.939	128.313	4	14:50:34.184	<b>53.856</b>	<b>17.779</b>	20.689	15.388	131.584	<b>128.313</b>
6	14:52:08.928	<b>51.881</b>	17.467	19.736	<b>14.678</b>	137.516	128.313	5	14:51:27.727	<b>53.543</b>	17.872	20.230	15.441	<b>132.362</b>	128.068
7	14:53:00.684	<b>51.756</b>	17.365	<b>19.588</b>	14.803	138.081	128.068	6	14:52:22.353	<b>54.626</b>	18.700	20.493	15.433	131.326	126.380

## KMSC National Motorcycle Racing

Scottish Championship Superbike &amp; KMSC Clubman

Knockhill 1.267 miles

Race 26 - 2nd Race

02/09/2018 14:50

Race (10 Laps) started at 14:46:49

Lap	Time of Day	Lap Tm	S1	S2	S3	S3Spd	SFSpd	Lap	Time of Day	Lap Tm	S1	S2	S3	S3Spd	SFSpd
<b>(37) Steven PATTERSON</b>															
1	14:47:50.175			21.415	15.923	129.551	<b>132.102</b>	1	14:47:54.723			22.979	16.425	124.044	<b>124.735</b>
2	14:48:45.541	<b>55.366</b>	18.742	21.100	15.524	132.362	129.551	2	14:48:51.863	<b>57.140</b>	18.516	21.885	16.739	118.356	121.133
3	14:49:39.960	<b>54.419</b>	18.224	20.826	<b>15.369</b>	132.362	129.802	3	14:49:49.427	<b>57.564</b>	20.159	21.487	15.918	<b>128.068</b>	124.504
4	14:50:34.460	<b>54.500</b>	17.991	20.775	15.734	132.102	131.584	4	14:50:45.165	<b>55.738</b>	18.611	21.303	15.824	124.273	124.044
5	14:51:29.395	<b>54.935</b>	18.182	20.901	15.852	134.754	124.968	5	14:51:40.388	<b>55.223</b>	<b>18.109</b>	<b>21.048</b>	16.066	126.380	123.133
6	14:52:24.044	<b>54.649</b>	18.036	21.145	15.468	132.362	130.560	6	14:52:37.016	<b>56.628</b>	19.459	21.278	15.891	127.824	123.815
7	14:53:18.205	<b>54.161</b>	<b>17.983</b>	<b>20.647</b>	15.531	<b>136.121</b>	131.070	7	14:53:34.197	<b>57.181</b>	19.051	22.386	<b>15.744</b>	127.339	123.360
<b>(86) Matthew DEVLIN</b>															
1	14:47:49.871						129.802	1	14:47:55.353			23.419	16.143	123.587	<b>129.802</b>
2	14:48:44.385	<b>54.514</b>	18.248				<b>131.070</b>	2	14:48:52.049	<b>56.696</b>	19.081	21.508	16.107	125.435	128.313
3	14:49:38.579	<b>54.194</b>	18.107				128.805	3	14:49:49.118	<b>57.069</b>	19.352	21.534	16.183	124.504	128.068
4	14:50:32.837	<b>54.258</b>	<b>18.105</b>				129.551	4	14:50:45.622	<b>56.504</b>	19.082	21.458	15.964	<b>125.905</b>	128.805
5	14:51:27.500	<b>54.663</b>	18.256				127.098	5	14:51:41.517	<b>55.895</b>	<b>18.750</b>	<b>21.225</b>	15.920	125.905	128.068
6	14:52:22.689	<b>55.189</b>	18.625				128.068	6	14:52:38.035	<b>56.518</b>	19.058	21.400	16.060	125.670	127.824
7	14:53:18.502	<b>55.813</b>	18.275				128.068	7	14:53:34.879	<b>56.844</b>	18.901	22.037	<b>15.906</b>	125.670	127.339
<b>(16) Scott MURRAY</b>															
1	14:47:51.254				15.486	<b>133.150</b>	123.815	1	14:47:56.414			24.031	16.570	125.435	122.459
2	14:48:45.740	<b>54.486</b>			15.315	132.362	123.815	2	14:48:53.808	<b>57.394</b>	19.131	22.107	16.156	124.968	122.014
3	14:49:41.333	<b>55.593</b>			15.628	131.842	124.044	3	14:49:51.182	<b>57.374</b>	19.177	22.110	<b>16.087</b>	<b>127.581</b>	<b>122.683</b>
4	14:50:35.852	<b>54.519</b>			15.399	131.326	124.044	4	14:50:48.175	<b>56.993</b>	<b>18.905</b>	<b>21.809</b>	16.279	125.435	120.480
5	14:51:30.615	<b>54.763</b>			15.594	132.624	123.815	5	14:51:45.390	<b>57.215</b>	19.042	21.950	16.223	124.273	120.697
6	14:52:25.248	<b>54.633</b>			15.471	131.842	124.504	6	14:52:44.689	<b>59.299</b>	19.555	22.912	16.832	114.323	115.703
7	14:53:19.561	<b>54.313</b>			<b>15.184</b>	132.102	<b>124.735</b>								
<b>(98) Christopher LIDDELL</b>															
1	14:47:51.979			21.611	16.475	126.857	<b>128.068</b>	1	14:47:42.809			19.335	14.794	135.571	130.053
2	14:48:47.551	<b>55.572</b>	18.526	21.133	15.913	126.618	123.587	2	14:48:33.421	<b>50.612</b>	16.870	19.206	14.536	138.081	130.560
3	14:49:42.920	<b>55.369</b>	18.371	21.127	15.871	129.053	126.857	3	14:49:23.800	<b>50.379</b>	<b>16.754</b>	<b>19.007</b>	14.618	139.227	127.824
4	14:50:37.898	<b>54.978</b>	18.395	<b>20.637</b>	15.946	<b>129.302</b>	124.504	4	14:50:14.346	<b>50.546</b>	16.806	19.147	14.593	<b>140.687</b>	127.581
5	14:51:33.028	<b>55.130</b>	18.412	20.921	15.797	128.068	124.273	5	14:51:04.716	<b>50.370</b>	16.948	19.030	<b>14.392</b>	138.652	<b>132.624</b>
6	14:52:27.977	<b>54.949</b>	18.408	20.856	<b>15.685</b>	127.581	125.435								
7	14:53:23.230	<b>55.253</b>	18.321	20.981	15.951	128.559	122.459								
<b>(155) Bryan GILLIS</b>															
1	14:47:53.205			22.655	15.963	130.814	124.735	1	14:47:52.597			22.182	15.973	136.675	<b>124.968</b>
2	14:48:48.808	<b>55.603</b>	18.572	21.249	15.782	129.302	127.098	2	14:48:48.357	<b>55.760</b>	18.364	21.426	<b>15.970</b>	130.814	123.815
3	14:49:44.105	<b>55.297</b>	18.423	20.839	16.035	131.842	126.380	3	14:49:43.706	<b>55.349</b>	18.395	20.909	16.045	<b>138.652</b>	121.352
4	14:50:38.222	<b>54.117</b>	<b>18.274</b>	<b>20.553</b>	<b>15.290</b>	<b>134.215</b>	<b>127.824</b>	4	14:50:38.814	<b>55.108</b>	<b>18.307</b>	<b>20.670</b>	16.131	138.652	124.044
5	14:51:34.387	<b>56.165</b>	18.711	21.156	16.298	123.815	123.360	5	14:51:45.595	<b>1:06.781</b>	18.620	21.064	27.097	135.025	25.266
6	14:52:29.664	<b>55.277</b>	18.531	20.987	15.759	129.802	124.735								
7	14:53:25.680	<b>56.016</b>	18.611	21.175	16.230	129.053	125.905								
<b>(26) Steven MacINTYRE</b>															
1	14:47:54.990			22.998	16.615	127.098	122.683	1	14:47:54.990			22.998	16.615	127.098	122.683
2	14:48:51.013	<b>56.023</b>	18.599	21.475	15.949	128.068	121.792	2	14:48:51.013	<b>56.023</b>	18.599	21.475	15.949	128.068	121.792
3	14:49:46.608	<b>55.595</b>			15.648	<b>129.302</b>	<b>122.908</b>	3	14:49:46.608	<b>55.595</b>			15.648	<b>129.302</b>	<b>122.908</b>
4	14:50:41.743	<b>55.135</b>		21.240	<b>15.612</b>	127.339	122.236	4	14:50:41.743	<b>55.135</b>		21.240	<b>15.612</b>	127.339	122.236
5	14:51:37.050	<b>55.307</b>	18.412	<b>21.046</b>	15.849	128.068	121.792	5	14:51:37.050	<b>55.307</b>	18.412	<b>21.046</b>	15.849	128.068	121.792
6	14:52:33.042	<b>55.992</b>	18.463	21.588	15.941	127.339	122.236	6	14:52:33.042	<b>55.992</b>	18.463	21.588	15.941	127.339	122.236
7	14:53:28.228	<b>55.186</b>	<b>18.372</b>	21.144	15.670	127.581	122.908	7	14:53:28.228	<b>55.186</b>	<b>18.372</b>	21.144	15.670	127.581	122.908
<b>(151) Callum JACKSON</b>															
1	14:47:54.215			23.106	16.263	119.835	125.670	1	14:47:52.597			22.182	15.973	136.675	<b>124.968</b>
2	14:48:50.797	<b>56.582</b>	18.786	21.602	16.194	122.683	124.735	2	14:48:48.357	<b>55.760</b>	18.364	21.426	<b>15.970</b>	130.814	123.815
3	14:49:46.682	<b>55.885</b>	18.570	21.362	15.953	<b>127.581</b>	<b>126.380</b>	3	14:49:43.706	<b>55.349</b>	18.395	20.909	16.045	<b>138.652</b>	121.352
4	14:50:42.829	<b>56.147</b>	19.098	21.175	15.874	121.352	125.435	4	14:50:38.814	<b>55.108</b>	<b>18.307</b>	<b>20.670</b>	16.131	138.652	124.044
5	14:51:38.499	<b>55.670</b>	<b>18.418</b>	<b>21.085</b>	16.167	121.133	123.360	5	14:51:45.595	<b>1:06.781</b>	18.620	21.064	27.097	135.025	25.266
6	14:52:34.230	<b>55.731</b>	18.793	21.090	15.848	122.683	124.735								
7	14:53:30.043	<b>55.813</b>	18.679	21.361	<b>15.773</b>	120.915	125.905								
<b>(64) Martin HENDERSON</b>															
1	14:47:55.193			22.935	16.580	124.273	<b>124.273</b>	1	14:47:55.193			22.935	16.580	124.273	<b>124.273</b>
2	14:48:51.772	<b>56.579</b>	18.964	21.157	16.458	126.142	121.133	2	14:48:51.772	<b>56.579</b>	18.964	21.157	16.458	126.142	121.133
3	14:49:48.907	<b>57.135</b>	19.892	21.280	15.963	<b>127.339</b>	121.792	3	14:49:48.907	<b>57.135</b>	19.892	21.280	15.963	<b>127.339</b>	121.792
4	14:50:44.234	<b>55.327</b>	18.431	<b>20.735</b>	16.161	126.857	123.587	4	14:50:44.234	<b>55.327</b>	18.431	<b>20.735</b>	16.161	126.857	123.587

Clerk of the Course.

Sig : Time :

Chief Timekeeper : Ian Sharp (SMART Timing)

 Results available at [www.speedhive.com](http://www.speedhive.com) and [www.smart-timing.co.uk](http://www.smart-timing.co.uk)

Orbits



## KMSC National Motorcycle Racing

Lapchart

Scottish Championship Superbike & KMSC Clubman

Knockhill 1.267 miles

Race 26 - 2nd Race

02/09/2018 14:50

Race (10 Laps) started at 14:46:49

Competitors	Laps							
	1	2	3	4	5	6	7	
Greg GILFILLAN (94)	1	94	94	94	94	94	72	72
Ewan GRAY (45)	2	45	45	45	45	72	94	94
Callum GRIGOR (99)	3	99	99	72	72	45	34	34
Sean GILFILLAN (72)	4	72	72	99	99	34	99	99
John DEAN (34)	5	34	34	34	34	99	1	1
Steven WATSON (22)	6	22	22	1	1	1	57	57
Stewart ROBB (57)	7	57	1	22	22	57	22	22
Bruce BIRNIE (1)	8	1	57	57	57	22	55	55
Clint WALKER (18)	9	18	18	18	55	55	18	18
Alan RENNIE (30)	10	30	30	55	18	18	30	30
Lukasz PIEC (41)	11	41	55	30	30	30	41	41
Donald MacFADYEN (55)	12	55	41	41	41	41	71	71
Gavin JONES (71)	13	71	71	71	71	71	52	52
Paul McLEAN (52)	14	52	67	67	17	17	17	17
Des BURNS (67)	15	67	52	17	67	52	67	67
Matthew DEVLIN (86)	16	86	17	52	52	67	47	47
Steven PATTERSON (37)	17	37	86	86	86	86	86	69
Gordon MacDONALD (17)	18	17	37	37	47	47	37	37
Scott MURRAY (16)	19	16	16	47	37	37	69	86
Alan BRYCE (47)	20	47	47	16	16	69	16	16
Christopher LIDDELL (98)	21	98	98	69	69	16	98	98
Paul BOWERBANK (28)	22	28	69	98	98	98	155	155
Rodney SCOTT (69)	23	69	28	28	155	155	26	26
Bryan GILLIS (155)	24	155	155	155	28	26	151	151
Callum JACKSON (151)	25	151	151	26	26	151	64	64
Andrew BUCHANAN (29)	26	29	26	151	151	64	29	29
Steven MacINTYRE (26)	27	26	64	64	64	29	100	100
Martin HENDERSON (64)	28	64	29	100	29	100	14	
Laura NUTTALL (100)	29	100	100	29	100	14		
James CRAWFORD (14)	30	14	14	14	14	28		
-	31							
-	32							

Clerk of the Course.

Sig : Time :  
Chief Timekeeper : Ian Sharp (SMART Timing)

Results available at [www.speedhive.com](http://www.speedhive.com) and [www.smart-timing.co.uk](http://www.smart-timing.co.uk)

Printed: 02/09/2018 15:02:40

Orbits



## KMSC National Motorcycle Racing

KMSC Superbikes & KMSC Clubman

Knockhill 1.267 miles

Race 32 - 3rd Race

02/09/2018 16:50

Race (10 Laps)

POLE POSITION

<b>1</b>	<b>1</b> 72 Sean GILFILLAN	<b>2</b> 94 Greg GILFILLAN	<b>3</b> 34 John DEAN
<b>2</b>	<b>4</b> 99 Callum GRIGOR	<b>5</b> 1 Bruce BIRNIE	<b>6</b> 57 Stewart ROBB
<b>3</b>	<b>7</b> 22 Steven WATSON	<b>8</b> 55 Donald MacFADYEN	<b>9</b> 18 Clint WALKER
<b>4</b>	<b>10</b> 30 Alan RENNIE	<b>11</b> 41 Lukasz PIEC	<b>12</b> 71 Gavin JONES
<b>5</b>	<b>13</b> 52 Paul McLEAN	<b>14</b> 17 Gordon MacDONALD	<b>15</b> 67 Des BURNS
<b>6</b>	<b>16</b> 47 Alan BRYCE	<b>17</b> 69 Rodney SCOTT	<b>18</b> 37 Steven PATTERSON
<b>7</b>	<b>19</b> 86 Matthew DEVLIN	<b>20</b> 16 Scott MURRAY	<b>21</b> 98 Christopher LIDDELL
<b>8</b>	<b>22</b> 155 Bryan GILLIS	<b>23</b> 26 Steven MacINTYRE	<b>24</b> 151 Callum JACKSON
<b>9</b>	<b>25</b> 64 Martin HENDERSON	<b>26</b> 29 Andrew BUCHANAN	<b>27</b> 100 Laura NUTTALL
<b>10</b>	<b>28</b> 14 James CRAWFORD	<b>29</b> 45 Ewan GRAY	<b>30</b> 28 Paul BOWERBANK

Clerk of the Course.

Orbits

Sig :                      Time :  
 Chief Timekeeper : Ian Sharp (SMART Timing)  
 Results available at [www.speedhive.com](http://www.speedhive.com) and [www.smart-timing.co.uk](http://www.smart-timing.co.uk)



## KMSC National Motorcycle Racing


KMSC Superbikes & KMSC Clubman

Knockhill 1.267 miles

Race 32 - 3rd Race

02/09/2018 16:50

Race (10 Laps)



**11**

**31**  
56 Andy GROVES

**32**  
19 Nic BOYES

Clerk of the Course.

Sig :                      Time :

Chief Timekeeper : Ian Sharp (SMART Timing)

Results available at [www.speedhive.com](http://www.speedhive.com) and [www.smart-timing.co.uk](http://www.smart-timing.co.uk)

Printed: 02/09/2018 15:00:54

Orbits



# Race Results

## KMSC National Motorcycle Racing

Sorted on Laps

Scottish Sidecars

Knockhill 1.267 miles

Race 27 - 2nd Race - Jock Taylor Trophy Race

02/09/2018 15:10

Race (10 Laps) started at 15:08:30

Pos	No.	Name	Make/Model	CC	Class	Laps	Total Tm	Diff	Best Tm	In Lap	Avg. Speed
1	29	KERSHAW / CLARK	Kawasaki	LCR 1000	SC	10	8:55.312		51.802	4	85.204
2	72	LAWRIE / FAIRHURST	Windle	1000	SC	10	9:19.093	23.781	54.758	5	81.580
3	55	O'NEILL / FITZPATRICK	Kawasaki	LCR	SC	10	9:20.111	24.799	54.775	4	81.432
4	15	SHAND / GORDON	Shand	F2 600	SC	10	9:26.548	31.236	55.802	4	80.507
5	18	BELL / CONNELL	Kawasaki	LCR ZX10R	SC	10	9:32.257	36.945	56.239	4	79.704
6	19	ROBINSON / GRAVEL		LCR F2 600	SC	10	9:38.990	43.678	56.945	5	78.777
7	93	KIRKUP / BROWN	Windle Suzuki	600	SC	10	9:50.845	55.533	58.229	5	77.196
8	964	ANDERSON / LUPTON	Baker	F1	SC	9	8:59.078	1 Lap	58.628	6	76.148
9	114	AMOS / MAYHEW	Suzuki Windle	GSXR1000	SC	9	9:00.525	1 Lap	58.586	7	75.944
10	155	STAINTON / STAINTON	Suzuki	LCR 600	SC	9	9:01.187	1 Lap	59.064	3	75.851
11	22	LITHGOW / MELVILLE	Shelbourne RR	600	SC	9	9:23.900	1 Lap	1:01.541	6	72.796
12	11	MAYHEW / TAYLOR	Ireson Honda	600	SC	9	9:31.574	1 Lap	1:02.230	6	71.819
13	27	WARDEN / SCHOLFIELD	AWR	1000	SC	9	9:34.009	1 Lap	1:02.841	6	71.514
14	56	McKAY / SZANEL	Ireson Suzuki	750	SC	9	9:41.517	1 Lap	1:02.170	9	70.591
15	50	BROWNE / BRUNTON	Baker Suzuki	750 F2	SC	9	9:41.831	1 Lap	1:03.488	3	70.553
16	7	ZAKARAUSKAS / STEPHEN	Suzuki	LCR F2	SC	9	9:58.697	1 Lap	1:04.760	3	68.565
17	61	FORREST / McCAULEY	Yamaha	F1 R1	SC	8	9:27.372	2 Laps	1:01.268	2	64.312

### Announcements

New Track Record (51.802) for KMSC Sidecars by KERSHAW / CLARK.

Margin of Victory	Avg. Speed	Best Lap Tm	Best Speed	Best Lap by
23.781	85.204	51.802	88.049	29 - KERSHAW / CLARK

Clerk of the Course.

Orbits

Sig : Time :

Chief Timekeeper : Ian Sharp (SMART Timing)

 Results available at [www.speedhive.com](http://www.speedhive.com) and [www.smart-timing.co.uk](http://www.smart-timing.co.uk)

Printed: 02/09/2018 15:29:54



## KMSC National Motorcycle Racing

### Scottish Sidecars

### Knockhill 1.267 miles

### Race 27 - 2nd Race - Jock Taylor Trophy Race

02/09/2018 15:10

### Race (10 Laps) started at 15:08:30

Lap	Time of Day	Lap Tm	S1	S2	S3	S3Spd	SFSpd
<b>(29) KERSHAW / CLARK</b>							
1	15:09:24.825				15.235	122.908	115.305
2	15:10:17.194	<b>52.369</b>			15.134	124.504	114.910
3	15:11:09.370	<b>52.176</b>			15.174	<b>124.968</b>	114.518
4	15:12:01.172	<b>51.802</b>			<b>15.057</b>	124.273	115.305
5	15:12:54.399	<b>53.227</b>			15.865	122.236	114.714
6	15:13:48.741	<b>54.342</b>			15.763	120.480	114.323
7	15:14:42.357	<b>53.616</b>			15.582	123.133	112.786
8	15:15:35.561	<b>53.204</b>			15.605	124.504	114.910
9	15:16:29.056	<b>53.495</b>			15.611	123.133	<b>115.504</b>
10	15:17:25.471	<b>56.415</b>			18.645	110.922	96.143
<b>(72) LAWRIE / FAIRHURST</b>							
1	15:09:27.273				15.938	120.915	112.220
2	15:10:22.625	<b>55.352</b>			16.174	119.621	112.033
3	15:11:18.481	<b>55.856</b>			16.002	119.835	111.290
4	15:12:13.372	<b>54.891</b>			<b>15.504</b>	120.697	112.786
5	15:13:08.130	<b>54.758</b>	<b>18.006</b>	<b>21.026</b>	15.726	119.835	112.597
6	15:14:03.350	<b>55.220</b>			16.160	121.352	<b>113.549</b>
7	15:15:00.201	<b>56.851</b>		22.645	15.716	121.352	113.166
8	15:15:56.821	<b>56.620</b>	18.352	21.230	17.038	<b>117.116</b>	112.786
9	15:16:52.606	<b>55.785</b>	18.454	21.202	16.129	<b>121.572</b>	112.597
10	15:17:49.252	<b>56.646</b>	18.876	21.322	16.448	120.915	112.976
<b>(55) O'NEILL / FITZPATRICK</b>							
1	15:09:28.802						
2	15:10:24.646	<b>55.844</b>					
3	15:11:19.511	<b>54.865</b>					
4	15:12:14.286	<b>54.775</b>					
5	15:13:09.290	<b>55.004</b>					
6	15:14:04.874	<b>55.584</b>					
7	15:15:01.295	<b>56.421</b>					
8	15:15:57.160	<b>55.865</b>					
9	15:16:53.521	<b>56.361</b>					
10	15:17:50.270	<b>56.749</b>					
<b>(15) SHAND / GORDON</b>							
1	15:09:28.360			<b>21.233</b>	16.151	111.846	<b>104.692</b>
2	15:10:24.707	<b>56.347</b>	18.625	21.427	16.295	111.660	103.561
3	15:11:20.773	<b>56.066</b>	18.617	21.366	16.083	112.408	104.529
4	15:12:16.575	<b>55.802</b>	<b>18.319</b>	21.426	<b>16.057</b>	111.105	103.721
5	15:13:12.550	<b>55.975</b>	18.356	21.452	16.167	111.105	103.721
6	15:14:08.972	<b>56.422</b>	18.602	21.331	16.489	110.739	103.402
7	15:15:06.153	<b>57.181</b>	18.675	22.134	16.372	110.922	104.043
8	15:16:02.805	<b>56.652</b>	18.835	21.513	16.304	111.846	103.402
9	15:16:59.688	<b>56.883</b>	18.985	21.550	16.348	<b>112.786</b>	103.402
10	15:17:56.707	<b>57.019</b>	19.209	21.520	16.290	110.922	101.678
<b>(18) BELL / CONNELL</b>							
1	15:09:30.385			21.608	16.452	119.835	110.374
2	15:10:27.062	<b>56.677</b>	19.220	<b>21.157</b>	16.300	120.697	110.193
3	15:11:23.699	<b>56.637</b>	18.806	21.424	16.407	120.480	110.012
4	15:12:19.938	<b>56.239</b>	<b>18.626</b>	21.240	16.373	120.697	110.193
5	15:13:16.230	<b>56.292</b>	18.734	21.212	16.346	120.480	110.193
6	15:14:13.238	<b>57.008</b>	19.178	21.226	16.604	121.133	106.689
7	15:15:11.281	<b>58.043</b>	19.469	22.148	16.426	119.621	110.193
8	15:16:08.559	<b>57.278</b>	19.205	21.773	16.300	<b>122.014</b>	<b>111.290</b>
9	15:17:05.944	<b>57.385</b>	19.279	21.768	16.338	119.621	109.653
10	15:18:02.416	<b>56.472</b>	18.748	21.478	<b>16.246</b>	121.572	107.201
<b>(19) ROBINSON / GRAVEL</b>							
1	15:09:31.729			22.197	16.749	110.193	102.298
2	15:10:29.345	<b>57.616</b>	19.221	21.905	16.490	110.556	101.218
3	15:11:26.475	<b>57.130</b>	19.071	<b>21.641</b>	16.418	110.012	101.066
4	15:12:24.146	<b>57.671</b>	19.371	22.039	16.261	109.653	<b>102.926</b>
5	15:13:21.091	<b>56.945</b>	19.063	21.700	16.182	109.832	102.611
6	15:14:18.454	<b>57.363</b>	19.193	21.920	16.250	109.832	102.926
7	15:15:15.505	<b>57.051</b>	18.978	21.896	<b>16.177</b>	110.012	102.611
8	15:16:13.059	<b>57.554</b>	18.975	22.270	16.309	109.474	102.454
9	15:17:10.099	<b>57.040</b>	<b>18.881</b>	21.720	16.439	<b>110.922</b>	102.926
10	15:18:09.149	<b>59.050</b>	19.642	22.810	16.598	110.193	102.611
<b>(93) KIRKUP / BROWN</b>							

Lap	Time of Day	Lap Tm	S1	S2	S3	S3Spd	SFSpd
1	15:09:32.715			22.475	17.111	<b>106.351</b>	96.836
2	15:10:31.297	<b>58.582</b>	19.321	22.249	17.012	106.015	97.399
3	15:11:29.850	<b>58.553</b>	19.281	22.225	17.047	105.349	97.257
4	15:12:28.892	<b>59.042</b>	19.375	22.600	17.067	105.349	97.399
5	15:13:27.121	<b>58.229</b>	<b>19.197</b>	<b>22.036</b>	<b>16.996</b>	105.848	97.117
6	15:14:25.851	<b>58.730</b>	19.383	22.280	17.067	105.020	97.682
7	15:15:24.471	<b>58.620</b>	19.322	22.201	17.097	105.681	97.540
8	15:16:23.280	<b>58.809</b>	19.448	22.161	17.200	105.349	96.558
9	15:17:22.408	<b>59.128</b>	19.471	22.279	17.378	105.020	<b>98.111</b>
10	15:18:21.004	<b>58.596</b>	19.281	22.178	17.137	104.043	95.595
<b>(964) ANDERSON / LUPTON</b>							
1	15:09:35.778			23.358	17.089	<b>105.349</b>	<b>97.824</b>
2	15:10:34.833	<b>59.055</b>	19.468	22.488	17.099	104.366	95.323
3	15:11:33.894	<b>59.061</b>	19.385	22.643	17.033	105.184	95.595
4	15:12:32.775	<b>58.881</b>	<b>19.268</b>	22.632	16.981	104.043	97.399
5	15:13:32.119	<b>59.344</b>	20.050	22.536	<b>16.758</b>	104.856	96.976
6	15:14:30.747	<b>58.628</b>	19.403	<b>22.124</b>	17.101	104.366	96.976
7	15:15:29.944	<b>59.197</b>	19.449	22.791	16.957	104.043	95.731
8	15:16:29.647	<b>59.703</b>	19.840	22.925	16.938	104.204	97.399
9	15:17:29.237	<b>59.590</b>	19.659	22.600	17.331	104.043	96.281
<b>(114) AMOS / MAYHEW</b>							
1	15:09:36.217			23.169	16.913	115.504	105.184
2	15:10:36.860	<b>1:00.643</b>	20.240	23.052	17.351	111.846	102.454
3	15:11:36.240	<b>59.380</b>	19.614	22.843	16.923	111.660	106.015
4	15:12:35.149	<b>58.909</b>	19.675	22.264	16.970	113.935	108.064
5	15:13:34.186	<b>59.037</b>	20.013	22.479	<b>16.545</b>	115.504	107.890
6	15:14:33.485	<b>59.299</b>	19.657	22.525	17.117	115.703	106.520
7	15:15:32.071	<b>58.586</b>	19.678	<b>22.234</b>	16.674	<b>118.356</b>	<b>110.556</b>
8	15:16:31.383	<b>59.312</b>	<b>19.085</b>	23.188	17.039	113.935	105.184
9	15:17:30.684	<b>59.301</b>	19.544	22.818	16.939	112.597	106.015
<b>(155) STAINTON / STAINTON</b>							
1	15:09:34.123			23.351	17.055	108.588	101.371
2	15:10:33.908	<b>59.785</b>	19.759	23.122	16.904	108.764	101.524
3	15:11:32.972	<b>59.064</b>	19.714	22.742	<b>16.608</b>	108.764	101.678
4	15:12:32.924	<b>59.952</b>	19.733	23.196	17.023	109.296	<b>102.611</b>
5	15:13:33.056	<b>1:00.132</b>	19.921	23.303	16.908	109.296	100.914
6	15:14:32.722	<b>59.666</b>	19.843	23.000	16.823	108.764	101.678
7	15:15:31.870	<b>59.148</b>	19.730	<b>22.675</b>	16.743	109.118	101.218
8	15:16:31.869	<b>59.999</b>	19.819	23.141	17.039	109.296	102.611
9	15:17:31.346	<b>59.477</b>	<b>19.629</b>	22.989	16.859	<b>109.474</b>	101.832
<b>(22) LITHGOW / MELVILLE</b>							
1	15:09:35.806			23.557	17.816	105.020	95.188
2	15:10:38.233	<b>1:02.427</b>	21.155	23.279	17.993	<b>105.681</b>	95.595
3	15:11:40.561	<b>1:02.328</b>	20.389	23.704	18.235	103.882	95.188
4	15:12:43.549	<b>1:02.988</b>	20.769	23.954	18.265	103.721	95.459
5	15:13:45.582	<b>1:02.033</b>	20.469	23.710	17.854	104.692	95.868
6	15:14:47.123	<b>1:01.541</b>	<b>20.307</b>	<b>23.210</b>	18.024	105.349	95.595
7	15:15:48.720	<b>1:01.597</b>	20.467	23.377	<b>17.753</b>	103.721	<b>96.005</b>
8	15:16:51.321	<b>1:02.601</b>	20.490	23.375	18.736	104.856	92.562
9	15:17:54.059	<b>1:02.738</b>	20.701	23.538	18.499	104.529	95.188
<b>(11) MAYHEW / TAYLOR</b>							
1	15:09:39.114			24.088	18.475	<b>99.419&lt;/</b>	





## KMSC National Motorcycle Racing

Scottish Sidecars

Knockhill 1.267 miles

Race 27 - 2nd Race - Jock Taylor Trophy Race

02/09/2018 15:10

Race (10 Laps) started at 15:08:30

Lap	Time of Day	Lap Tm	S1	S2	S3	S3Spd	SFSpd	Lap	Time of Day	Lap Tm	S1	S2	S3	S3Spd	SFSpd
8	15:17:01.195	<b>1:03.579</b>	21.026	24.038	18.515	98.688	91.055								
9	15:18:04.168	<b>1:02.973</b>	<b>20.736</b>	23.805	18.432	<b>100.161</b>	90.809								
<b>(56) McKAY / SZANEL</b>															
1	15:09:43.824			27.073	18.273	102.768	98.398								
2	15:10:48.322	<b>1:04.498</b>	21.274	24.633	18.591	106.183	99.125								
3	15:11:52.861	<b>1:04.539</b>	21.571	24.845	18.123	106.859	93.335								
4	15:12:56.799	<b>1:03.938</b>	21.454	24.562	17.922	102.454	100.161								
5	15:14:00.723	<b>1:03.924</b>	21.896	24.647	17.381	106.183	100.914								
6	15:15:04.020	<b>1:03.297</b>	20.945	24.599	17.753	108.064	99.272								
7	15:16:06.604	<b>1:02.584</b>	20.839	24.378	<b>17.367</b>	108.064	100.460								
8	15:17:09.506	<b>1:02.902</b>	20.949	24.416	17.537	106.015	<b>101.524</b>								
9	15:18:11.676	<b>1:02.170</b>	<b>20.657</b>	<b>24.028</b>	17.485	<b>109.296</b>	100.762								
<b>(50) BROWNE / BRUNTON</b>															
1	15:09:40.118			25.591	18.272	108.588	<b>101.371</b>								
2	15:10:43.951	<b>1:03.833</b>	21.563	24.279	17.991	108.064	101.218								
3	15:11:47.439	<b>1:03.488</b>	<b>21.036</b>	24.516	<b>17.936</b>	107.201	99.272								
4	15:12:51.139	<b>1:03.700</b>	21.303	24.369	18.028	108.588	100.161								
5	15:13:55.683	<b>1:04.544</b>	21.785	24.707	18.052	107.544	99.419								
6	15:14:59.604	<b>1:03.921</b>	21.543	<b>24.233</b>	18.145	107.717	99.419								
7	15:16:03.881	<b>1:04.277</b>	21.423	24.502	18.352	108.064	100.611								
8	15:17:08.041	<b>1:04.160</b>	21.219	24.687	18.254	107.372	101.066								
9	15:18:11.990	<b>1:03.949</b>	21.362	24.366	18.221	<b>109.296</b>	100.310								
<b>(7) ZAKARAUSKAS / STEPHEN</b>															
1	15:09:42.736														
2	15:10:47.557	<b>1:04.821</b>													
3	15:11:52.317	<b>1:04.760</b>													
4	15:12:57.799	<b>1:05.482</b>													
5	15:14:03.571	<b>1:05.772</b>													
6	15:15:08.432	<b>1:04.861</b>													
7	15:16:15.960	<b>1:07.528</b>													
8	15:17:22.337	<b>1:06.377</b>													
9	15:18:28.856	<b>1:06.519</b>													
<b>(61) FORREST / McCAULEY</b>															
1	15:09:38.224				<b>17.318</b>	<b>111.105</b>	<b>97.399</b>								
2	15:10:39.492	<b>1:01.268</b>			18.070	101.066	87.608								
3	15:11:44.008	<b>1:04.516</b>			19.443	87.608	75.742								
4	15:12:54.052	<b>1:10.044</b>			20.954	81.244	75.402								
5	15:14:07.450	<b>1:13.398</b>			22.099	79.606	72.627								
6	15:15:21.826	<b>1:14.376</b>			22.475	76.172	70.343								
7	15:16:38.815	<b>1:16.989</b>			23.364	69.977	65.343								
8	15:17:57.531	<b>1:18.716</b>			23.875	68.758	63.851								

Clerk of the Course.

Sig : Time :

Chief Timekeeper : Ian Sharp (SMART Timing)

Results available at [www.speedhive.com](http://www.speedhive.com) and [www.smart-timing.co.uk](http://www.smart-timing.co.uk)

Printed: 02/09/2018 15:30:32

Orbits



## KMSC National Motorcycle Racing

Lapchart

Scottish Sidecars

Knockhill 1.267 miles

Race 27 - 2nd Race - Jock Taylor Trophy Race

02/09/2018 15:10

Race (10 Laps) started at 15:08:30

Competitors	Laps									
	1	2	3	4	5	6	7	8	9	10
KERSHAW / CLARK (29)	1	29	29	29	29	29	29	29	29	29
LAWRIE / FAIRHURST (72)	2	72	72	72	72	72	72	72	72	72
SHAND / GORDON (15)	3	15	55	55	55	55	55	55	55	55
O'NEILL / FITZPATRICK (55)	4	55	15	15	15	15	15	15	15	15
BELL / CONNELL (18)	5	18	18	18	18	18	18	18	18	18
ROBINSON / GRAVEL (19)	6	19	19	19	19	19	19	19	19	19
KIRKUP / BROWN (93)	7	93	93	93	93	93	93	93	93	93
STANTON / STANTON (155)	8	155	155	155	964	964	964	964	964	964
ANDERSON / LUPTON (964)	9	964	964	964	155	155	155	155	114	114
LITHGOW / MELVILLE (22)	10	22	114	114	114	114	114	155	155	
AMOS / MAYHEW (114)	11	114	22	22	22	22	22	22	22	
FORREST / McCAULEY (61)	12	61	61	61	11	11	11	11	11	
WARDEN / SCHOLFIELD (27)	13	27	27	11	27	27	27	27	27	
MAYHEW / TAYLOR (11)	14	11	11	27	50	50	50	50	50	56
BROWNE / BRUNTON (50)	15	50	50	50	61	56	56	56	56	50
ZAKARAUSKAS / STEPHEN (7)	16	7	7	7	56	7	7	7	7	7
McKAY / SZANEL (56)	17	56	56	56	7	61	61	61	61	

Clerk of the Course.

Orbits

Sig : Time :

Chief Timekeeper : Ian Sharp (SMART Timing)

 Results available at [www.speedhive.com](http://www.speedhive.com) and [www.smart-timing.co.uk](http://www.smart-timing.co.uk)

Printed: 02/09/2018 15:30:56



# Race Results

## KMSC National Motorcycle Racing

Sorted on Laps

Scottish Championship Lightweights

Knockhill 1.267 miles

Race 28 - 2nd Race - Re-Start

02/09/2018 15:35

Race (4 Laps) started at 15:40:16

Pos	No.	Name	Make/Model	CC	Class	Laps	Total Tm	Diff	Best Tm	In Lap	Avg. Speed
1	155	Scott CAMPBELL	Kawasaki	ER6 650	SL	4	3:39.848		54.353	3	82.986
2	31	Torquil PATERSON	Suzuki	SV650	SL	4	3:43.917	4.069	54.709	2	81.478
3	21	Grant REID	Kawasaki	ER6	SL	4	3:45.726	5.878	55.452	2	80.825
4	99	Scott ROBERTSON	Suzuki	SV650	SL	4	3:50.158	10.310	56.446	2	79.269
5	141	Logan TURNER	Suzuki	SV650	SL	4	3:50.496	10.648	56.477	4	79.153
6	74	Christine WATSON	Kawasaki	ER6	SL	4	3:55.525	15.677	57.276	3	77.463
7	47	Joel BAVIDGE	Suzuki	SV650	SL	4	3:59.933	20.085	58.598	2	76.039
8	24	Craig SHIRLAW	Kawasaki	ER6	SL	4	4:00.273	20.425	58.372	2	75.932
9	38	Adon DAVIE	Moriwaki	RS125	SL	4	4:00.573	20.725	58.764	3	75.837
10	7	Raymond DUGUID	Yamaha	TRX850	SL	4	4:02.082	22.234	58.949	4	75.364
11	64	Bruce COBBURN	Suzuki	SV650	SL	4	4:09.691	29.843	58.933	4	73.068
12	77	Steven CRICHTON	Suzuki	SV650	SL	4	4:16.598	36.750	59.713	2	71.101

### Not classified

DNS	13	Andrew BARTON	Kawasaki	ER650	SL			DNS		0	-
DNS	12	Jimmy MUIR	Yamaha	FZR400	SL			DNS		0	-
DNS	49	Paul McCLUNG	Kawasaki	ER6	SL			DNS		0	-
DNS	66	Kevin WATRET	Kawasaki	ER6	SL			DNS		0	-
DNS	48	James RUSSELL	Kawasaki	ER6	SL			DNS		0	-
DNS	800	Gordon CLARK	Kawasaki	ER6 650	SL			DNS		0	-

### Announcements

RED FLAG after Leader completed 6 Laps - Race re-started over 4 Laps.  
 Bike No's 64 & 77 - Racetime includes 10 second Jump Start penalties.

Margin of Victory	Avg. Speed	Best Lap Tm	Best Speed	Best Lap by
4.069	82.986	54.353	83.916	155 - Scott CAMPBELL

Clerk of the Course.

Orbits

Sig : Time :

Chief Timekeeper : Ian Sharp (SMART Timing)

 Results available at [www.speedhive.com](http://www.speedhive.com) and [www.smart-timing.co.uk](http://www.smart-timing.co.uk)

Printed: 02/09/2018 15:55:25





## KMSC National Motorcycle Racing

### Scottish Championship Lightweights

Knockhill 1.267 miles

### Race 28 - 2nd Race - Re-Start

02/09/2018 15:35

### Race (4 Laps) started at 15:40:16

Lap	Time of Day	Lap Tm	S1	S2	S3	S3Spd	SFSpd	Lap	Time of Day	Lap Tm	S1	S2	S3	S3Spd	SFSpd
<b>(155) Scott CAMPBELL</b>															
1	15:41:12.598			20.868	15.703	<b>114.714</b>	109.832								
2	15:42:06.973	<b>54.375</b>	17.938	<b>20.696</b>	15.741	113.935	109.474								
3	15:43:01.326	<b>54.353</b>	17.935	20.778	<b>15.640</b>	114.714	<b>110.012</b>								
4	15:43:55.910	<b>54.584</b>	<b>17.880</b>	20.856	15.848	114.714	109.653								
<b>(31) Torquil PATERSON</b>															
1	15:41:13.401			<b>20.990</b>	16.044	108.588	<b>104.366</b>								
2	15:42:08.110	<b>54.709</b>			<b>15.991</b>	<b>110.739</b>	104.366								
3	15:43:03.647	<b>55.537</b>			16.177	110.012	104.366								
4	15:43:59.979	<b>56.332</b>			16.880	108.764	89.836								
<b>(21) Grant REID</b>															
1	15:41:14.730			21.716	15.921	<b>116.103</b>	<b>112.033</b>								
2	15:42:10.182	<b>55.452</b>	<b>18.185</b>	<b>21.416</b>	15.851	115.903	112.033								
3	15:43:05.735	<b>55.553</b>	18.271	21.513	<b>15.769</b>	116.103	111.846								
4	15:44:01.788	<b>56.053</b>	18.366	21.491	16.196	116.103	111.474								
<b>(99) Scott ROBERTSON</b>															
1	15:41:15.947			21.646	16.488	107.544	100.611								
2	15:42:12.393	<b>56.446</b>	<b>18.537</b>	21.620	<b>16.289</b>	<b>108.238</b>	<b>101.371</b>								
3	15:43:09.455	<b>57.062</b>	18.630	<b>21.597</b>	16.835	106.859	99.714								
4	15:44:06.220	<b>56.765</b>	18.588	21.660	16.517	106.520	100.611								
<b>(141) Logan TURNER</b>															
1	15:41:16.298				16.534	110.193	<b>103.402</b>								
2	15:42:13.403	<b>57.105</b>			16.561	110.012	103.402								
3	15:43:10.081	<b>56.678</b>			16.518	109.832	103.402								
4	15:44:06.558	<b>56.477</b>			<b>16.507</b>	<b>110.739</b>	103.242								
<b>(74) Christine WATSON</b>															
1	15:41:18.395			22.237	16.896	109.474	106.859								
2	15:42:16.520	<b>58.125</b>			16.729	110.739	106.183								
3	15:43:13.796	<b>57.276</b>	<b>19.092</b>	<b>21.629</b>	<b>16.555</b>	<b>111.846</b>	107.201								
4	15:44:11.587	<b>57.791</b>			16.643	111.660	<b>107.372</b>								
<b>(47) Joel BAVIDGE</b>															
1	15:41:19.375				17.383		100.762								
2	15:42:17.973	<b>58.598</b>			17.017		101.678								
3	15:43:16.768	<b>58.795</b>	<b>19.488</b>	22.464	<b>16.843</b>	108.238	100.310								
4	15:44:15.995	<b>59.227</b>	19.938	<b>22.374</b>	16.915	<b>109.296</b>	<b>103.242</b>								
<b>(24) Craig SHIRLAW</b>															
1	15:41:19.812			22.903	17.182	<b>111.290</b>	103.721								
2	15:42:18.184	<b>58.372</b>			17.206	110.556	103.561								
3	15:43:17.256	<b>59.072</b>	19.629	22.276	<b>17.167</b>	111.105	103.882								
4	15:44:16.335	<b>59.079</b>	<b>19.601</b>	<b>22.229</b>	17.249	110.374	<b>104.204</b>								
<b>(38) Adon DAVIE</b>															
1	15:41:19.768			22.880	17.436	104.204	95.868								
2	15:42:18.553	<b>58.785</b>	19.559	<b>22.126</b>	<b>17.100</b>	<b>105.020</b>	96.836								
3	15:43:17.317	<b>58.764</b>	<b>19.097</b>	22.559	17.108	104.043	96.005								
4	15:44:16.635	<b>59.318</b>	19.694	22.512	17.112	104.692	<b>97.399</b>								
<b>(7) Raymond DUGUID</b>															
1	15:41:20.213			23.102	17.137	109.296	<b>103.882</b>								
2	15:42:20.173	<b>59.960</b>	20.161	22.441	17.358	<b>109.474</b>	102.454								
3	15:43:19.195	<b>59.022</b>	<b>19.706</b>	<b>22.340</b>	16.976	108.588	103.402								
4	15:44:18.144	<b>58.949</b>	19.711	22.352	<b>16.886</b>	108.238	103.561								
<b>(64) Bruce COBBURN</b>															
1	15:41:18.173			22.510	17.121	108.064	<b>103.402</b>								
2	15:42:17.811	<b>59.638</b>	20.044	<b>22.390</b>	17.204	<b>109.118</b>	101.832								
3	15:43:16.820	<b>59.009</b>	<b>19.434</b>	22.557	17.018	107.544	102.926								
4	15:44:15.753	<b>58.933</b>	19.598	22.495	<b>16.840</b>	108.764	103.084								
<b>(77) Steven CRICHTON</b>															
1	15:41:20.934			23.409	17.362	<b>107.544</b>	101.218								
2	15:42:20.647	<b>59.713</b>	19.857	22.605	<b>17.251</b>	105.349	<b>101.524</b>								
3	15:43:20.547	<b>59.900</b>	<b>19.780</b>	<b>22.521</b>	17.599	106.859	96.697								
4	15:44:22.660	<b>1:02.113</b>	20.731	23.126	18.256	103.882	97.257								

Clerk of the Course.

Sig : Time :

Chief Timekeeper : Ian Sharp (SMART Timing)

Results available at [www.speedhive.com](http://www.speedhive.com) and [www.smart-timing.co.uk](http://www.smart-timing.co.uk)

Printed: 02/09/2018 15:55:44

Orbits





# Race Results

## KMSC National Motorcycle Racing

Lapchart

Scottish Championship Lightweights

Knockhill 1.267 miles

Race 28 - 2nd Race - Re-Start

02/09/2018 15:35

Race (4 Laps) started at 15:40:16

Competitors	Laps			
	1	2	3	4
Scott CAMPBELL (155)	1	155	155	155
Torquill PATERSON (31)	2	31	31	31
Grant REID (21)	3	21	21	21
Scott ROBERTSON (99)	4	99	99	99
Logan TURNER (141)	5	141	141	141
Bruce COBBURN (64)	6	64	74	74
Christine WATSON (74)	7	74	64	47
Joel BAVIDGE (47)	8	47	47	64
Adon DAVIE (38)	9	38	24	24
Craig SHIRLAW (24)	10	24	38	38
Raymond DUGUID (7)	11	7	7	7
Steven CRICHTON (77)	12	77	77	77
-	13			
-	14			
-	15			
-	16			
-	17			
-	18			

Clerk of the Course.

Sig : Time :

Chief Timekeeper : Ian Sharp (SMART Timing)

Results available at [www.speedhive.com](http://www.speedhive.com) and [www.smart-timing.co.uk](http://www.smart-timing.co.uk)

Orbits



## KMSC National Motorcycle Racing

KMSC Lightweights

Knockhill 1.267 miles

Race 33 - 3rd Race

02/09/2018 17:10

Race (10 Laps)

POLE POSITION

<b>1</b>	<b>1</b> 155 Scott CAMPBELL	<b>2</b> 31 Torquil PATERSON	<b>3</b> 21 Grant REID
<b>2</b>	<b>4</b> 99 Scott ROBERTSON	<b>5</b> 141 Logan TURNER	<b>6</b> 74 Christine WATSON
<b>3</b>	<b>7</b> 47 Joel BAVIDGE	<b>8</b> 24 Craig SHIRLAW	<b>9</b> 38 Adon DAVIE
<b>4</b>	<b>10</b> 7 Raymond DUGUID	<b>11</b> 64 Bruce COBBURN	<b>12</b> 77 Steven CRICHTON
<b>5</b>	<b>13</b> 13 Andrew BARTON	<b>14</b> 12 Jimmy MUIR	<b>15</b> 49 Paul McCLUNG
<b>6</b>	<b>16</b> 66 Kevin WATRET	<b>17</b> 48 James RUSSELL	<b>18</b> 800 Gordon CLARK

Clerk of the Course.

Orbits

Sig : Time :

Chief Timekeeper : Ian Sharp (SMART Timing)

Results available at [www.speedhive.com](http://www.speedhive.com) and [www.smart-timing.co.uk](http://www.smart-timing.co.uk)

Printed: 02/09/2018 15:50:27



# Race Results

## KMSC National Motorcycle Racing

Sorted on Laps

KMSC Formula 600

Knockhill 1.267 miles

Race 29 - 3rd Race

02/09/2018 15:50

Race (10 Laps) started at 15:49:53

Pos	No.	Name	Make/Model	CC	Class	Laps	Total Tm	Diff	Best Tm	In Lap	Avg. Speed
1	69	Rory SKINNER	Kawasaki	ZX6R	S6	10	8:34.081		50.890	7	88.723
2	12	William MONIE	Suzuki	GSXR600	S6	10	8:42.497	8.416	51.211	3	87.294
3	2	Lewis PATERSON	Yamaha	R6 600	S6	10	8:45.292	11.211	52.008	3	86.830
4	1	Bruce BIRNIE	Kawasaki	ZX6	S6	10	8:45.525	11.444	51.360	9	86.791
5	55	James McLAREN	Suzuki	GSXR600	S6	10	8:56.432	22.351	52.878	9	85.026
6	11	Patrick FORMAN	Kawasaki	ZX6R 600	S6	10	8:56.994	22.913	52.832	10	84.937
7	17	Phil STEWART	Yamaha	R6 600	S6	10	9:06.603	32.522	52.797	9	83.444
8	91	Lewis SHAND	Yamaha	R6 600	S6	10	9:07.044	32.963	53.801	4	83.377
9	26	Alan McGREGOR	Kawasaki	ZX6	S6	10	9:07.322	33.241	53.830	5	83.335
10	87	Steven ALLISON	Kawasaki	ZX6R 600	S6	10	9:09.101	35.020	54.131	3	83.065
11	61	Siobhan FLYNN	Yamaha	R6 600	S6	10	9:15.661	41.580	54.640	9	82.084
12	271	Josh HODGE	Yamaha	R6	S6	10	9:16.535	42.454	54.498	9	81.955
13	38	Graeme BARR	Triumph	675R	S6	10	9:19.665	45.584	54.841	8	81.497
14	48	Mark FARRELL	Yamaha	R6 600	S6	10	9:25.253	51.172	55.244	5	80.691
15	23	Graeme MacLEOD	Suzuki	GSXR600	S6	10	9:25.753	51.672	55.764	4	80.620
16	28	Paul BOWERBANK	Yamaha	R6 600	S6	10	9:25.788	51.707	54.890	9	80.615
17	58	Barry STEWART	Kawasaki	ZX6R 600	S6	10	9:26.536	52.455	54.970	10	80.508
18	84	Louis ARTHUR	Yamaha	R6 600	S6	10	9:28.098	54.017	55.183	8	80.287
19	50	Calum JACKSON	Triumph	Daytona 675	S6	9	8:34.808	1 Lap	55.870	7	79.738
20	27	Andrew DONALD	Kawasaki	ZX6R 600	S6	9	8:35.186	1 Lap	56.119	7	79.680
21	82	Scott SMITH	Suzuki	GSXR600	S6	9	8:44.357	1 Lap	57.066	4	78.286
22	52	John HODGE	Kawasaki	ZX6R	S6	9	8:50.516	1 Lap	57.850	3	77.377
23	45	Adam SIMPSON	Yamaha	R6	S6	9	8:51.877	1 Lap	57.543	8	77.179
24	92	Christopher SCOTT	Yamaha	R6 600	S6	9	8:54.303	1 Lap	56.846	9	76.829

### Not classified

DNS	8	Jon DICKIE	Yamaha	R6 600	S6			DNS		0	-
DNS	64	Sam MUNRO	Kawasaki	ZX6R 600	S6			DNS		0	-
DNS	5	Simon SMAIL	Triumph	Daytona 675R	S6			DNS		0	-
DNS	179	Jimmy ROTHERY	Triumph	675	S6			DNS		0	-
DNS	7	Peter DUNCAN	Triumph	Daytona 675R	S6			DNS		0	-

### Announcements

Bike No.92 - Racetime includes 10 second Jump Start penalty.

Bike No.17 - Racetime includes 10 second time penalty - Out of position on Grid

Margin of Victory	Avg. Speed	Best Lap Tm	Best Speed	Best Lap by
8.416	88.723	50.890	89.626	69 - Rory SKINNER

Clerk of the Course.

Orbits

Sig : Time :

Chief Timekeeper : Ian Sharp (SMART Timing)

 Results available at [www.speedhive.com](http://www.speedhive.com) and [www.smart-timing.co.uk](http://www.smart-timing.co.uk)

Printed: 02/09/2018 16:00:57



## KMSC National Motorcycle Racing

**KMSC Formula 600**
**Knockhill 1.267 miles**
**Race 29 - 3rd Race**
**02/09/2018 15:50**
**Race (10 Laps) started at 15:49:53**

Lap	Time of Day	Lap Tm	S1	S2	S3	S3Spd	SFSpd	Lap	Time of Day	Lap Tm	S1	S2	S3	S3Spd	SFSpd
<b>(69) Rory SKINNER</b>															
1	15:50:47.448			19.865	14.817	127.339	122.459	1	15:50:50.540			20.790	15.224	124.504	117.526
2	15:51:38.534	<b>51.086</b>	16.882	19.603	14.601	128.559	122.908	2	15:51:45.081	<b>54.541</b>	18.304	20.811	15.426	122.459	119.409
3	15:52:29.691	<b>51.157</b>	16.825	19.645	14.687	128.559	123.360	3	15:52:38.412	<b>53.331</b>	17.917	20.259	15.155	124.044	119.409
4	15:53:20.598	<b>50.907</b>	<b>16.784</b>	19.468	14.655	128.559	122.908	4	15:53:31.744	<b>53.332</b>	17.807	20.407	15.118	123.587	118.985
5	15:54:11.630	<b>51.032</b>			14.689	128.805	123.133	5	15:54:24.868	<b>53.124</b>	17.670	20.315	15.139	123.815	119.196
6	15:55:02.707	<b>51.077</b>		19.671	14.582	128.313	123.133	6	15:55:18.084	<b>53.216</b>	17.722	20.519	<b>14.975</b>	<b>124.735</b>	118.985
7	15:55:53.597	<b>50.890</b>			<b>14.569</b>	129.302	<b>123.587</b>	7	15:56:11.327	<b>53.243</b>	17.737	20.299	15.207	124.735	119.196
8	15:56:44.786	<b>51.189</b>			14.669	128.313	122.908	8	15:57:04.333	<b>53.006</b>	<b>17.570</b>	20.307	15.129	124.273	119.196
9	15:57:36.473	<b>51.687</b>	17.181	19.791	14.715	129.551	123.360	9	15:57:57.130	<b>52.797</b>	<b>17.582</b>	<b>20.185</b>	15.030	123.815	<b>119.835</b>
10	15:58:27.576	<b>51.103</b>	16.867	<b>19.388</b>	14.848	<b>130.053</b>	116.709	10	15:58:50.098	<b>52.968</b>	17.637	20.211	15.120	123.587	119.835
<b>(12) William MONIE</b>															
1	15:50:47.839			19.873	14.905	127.581	124.273	1	15:50:52.018			20.970	15.660	123.360	117.733
2	15:51:39.229	<b>51.390</b>	<b>16.994</b>	19.547	14.849	129.302	123.815	2	15:51:46.438	<b>54.420</b>	18.231	20.764	15.425	123.133	<b>119.409</b>
3	15:52:30.440	<b>51.211</b>	17.044	<b>19.412</b>	14.755	129.053	124.044	3	15:52:40.449	<b>54.011</b>	17.984	<b>20.616</b>	15.411	<b>124.273</b>	119.196
4	15:53:21.886	<b>51.446</b>	17.172	19.554	<b>14.720</b>	128.805	<b>124.968</b>	4	15:53:34.250	<b>53.801</b>	<b>17.781</b>	20.652	<b>15.368</b>	122.459	119.409
5	15:54:13.911	<b>52.025</b>	17.190	19.715	15.120	<b>129.551</b>	122.014	5	15:54:28.634	<b>54.384</b>	18.039	20.757	15.588	123.133	118.356
6	15:55:06.298	<b>52.387</b>	17.534	19.890	14.963	129.302	123.360	6	15:55:23.108	<b>54.474</b>	18.212	20.701	15.561	123.815	118.147
7	15:55:58.502	<b>52.204</b>	17.422	19.830	14.952	128.805	124.044	7	15:56:17.482	<b>54.374</b>	18.263	20.741	15.370	123.133	119.196
8	15:56:50.619	<b>52.117</b>	17.515	19.799	14.803	129.551	123.587	8	15:57:12.001	<b>54.519</b>	18.006	20.814	15.699	123.360	118.356
9	15:57:43.390	<b>52.771</b>	17.881	19.964	14.926	129.302	124.044	9	15:58:06.375	<b>54.374</b>	18.102	20.858	15.414	123.587	119.196
10	15:58:35.992	<b>52.602</b>	17.512	20.215	14.875	128.559	124.044	10	15:59:00.539	<b>54.164</b>	17.911	20.815	15.438	124.273	118.356
<b>(2) Lewis PATERSON</b>															
1	15:50:48.884			19.947	15.152	126.857	121.572	1	15:50:52.491			21.118	15.559	124.504	117.940
2	15:51:41.203	<b>52.319</b>	17.276	19.855	15.188	126.618	120.049	2	15:51:46.855	<b>54.364</b>	18.004	20.726	15.634	<b>124.735</b>	118.565
3	15:52:33.211	<b>52.008</b>	17.210	<b>19.776</b>	15.022	126.380	120.265	3	15:52:40.992	<b>54.137</b>	17.811	20.718	15.608	123.815	118.565
4	15:53:25.562	<b>52.351</b>	17.235	20.003	15.113	125.905	121.133	4	15:53:35.000	<b>54.008</b>	17.727	<b>20.428</b>	15.853	123.133	117.940
5	15:54:17.682	<b>52.120</b>	17.237	19.869	15.014	125.670	120.915	5	15:54:28.830	<b>53.830</b>	<b>17.708</b>	20.597	15.525	123.587	118.775
6	15:55:09.813	<b>52.131</b>	17.287	19.961	14.883	126.380	<b>121.792</b>	6	15:55:23.327	<b>54.497</b>	18.210	20.774	15.513	123.815	118.356
7	15:56:01.999	<b>52.186</b>	<b>17.206</b>	20.001	14.979	125.905	121.572	7	15:56:17.887	<b>54.560</b>	18.244	20.788	15.528	123.815	118.356
8	15:56:54.277	<b>52.278</b>	17.311	19.980	14.987	126.380	120.915	8	15:57:12.148	<b>54.261</b>	17.900	20.759	15.602	123.587	<b>118.985</b>
9	15:57:46.543	<b>52.266</b>	17.249	19.874	15.143	<b>128.068</b>	121.352	9	15:58:06.764	<b>54.616</b>	18.157	20.876	15.583	124.044	117.733
10	15:58:38.787	<b>52.244</b>	17.515	19.872	<b>14.857</b>	127.339	121.133	10	15:59:00.817	<b>54.053</b>	17.797	20.905	<b>15.351</b>	123.360	117.940
<b>(61) Alan McGREGOR</b>															
1	15:50:52.885			21.147	16.074	119.621	114.129	1	15:50:52.885			21.147	16.074	119.621	114.129
2	15:51:47.534	<b>54.649</b>	17.928	20.985	15.736	<b>119.835</b>	114.129	2	15:51:47.534	<b>54.649</b>	17.928	20.985	15.736	<b>119.835</b>	114.129
3	15:52:41.665	<b>54.131</b>	<b>17.730</b>	20.731	15.670	119.835	<b>114.323</b>	3	15:52:41.665	<b>54.131</b>	<b>17.730</b>	20.731	15.670	119.835	<b>114.323</b>
4	15:53:35.871	<b>54.206</b>	17.881	<b>20.634</b>	15.691	118.775	113.935	4	15:53:35.871	<b>54.206</b>	17.881	<b>20.634</b>	15.691	118.775	113.935
5	15:54:30.060	<b>54.189</b>	17.863	20.638	15.688	119.196	113.935	5	15:54:30.060	<b>54.189</b>	17.863	20.638	15.688	119.196	113.935
6	15:55:24.771	<b>54.711</b>	17.992	21.001	15.718	118.985	113.742	6	15:55:24.771	<b>54.711</b>	17.992	21.001	15.718	118.985	113.742
7	15:56:19.158	<b>54.387</b>	18.003	20.770	<b>15.614</b>	118.775	113.742	7	15:56:19.158	<b>54.387</b>	18.003	20.770	<b>15.614</b>	118.775	113.742
8	15:57:13.866	<b>54.708</b>	18.069	20.850	15.789	118.565	113.549	8	15:57:13.866	<b>54.708</b>	18.069	20.850	15.789	118.565	113.549
9	15:58:08.183	<b>54.317</b>	17.841	20.704	15.772	119.196	114.129	9	15:58:08.183	<b>54.317</b>	17.841	20.704	15.772	119.196	114.129
10	15:59:02.596	<b>54.413</b>	17.860	20.726	15.827	118.565	113.935	10	15:59:02.596	<b>54.413</b>	17.860	20.726	15.827	118.565	113.935
<b>(87) Steven ALLISON</b>															
1	15:50:53.699			21.272	15.735	<b>124.968</b>	<b>120.049</b>	1	15:50:53.699			21.272	15.735	<b>124.968</b>	<b>120.049</b>
2	15:51:48.668	<b>54.969</b>	18.171	21.179	<b>15.619</b>	124.735	119.621	2	15:51:48.668	<b>54.969</b>	18.171	21.179	<b>15.619</b>	124.735	119.621
3	15:52:43.555	<b>54.887</b>	18.313	20.938	15.636	124.968	119.196	3	15:52:43.555	<b>54.887</b>	18.313	20.938	15.636	124.968	119.196
4	15:53:38.495	<b>54.940</b>	18.454	<b>20.808</b>	15.678	124.968	117.733	4	15:53:38.495	<b>54.940</b>	18.454	<b>20.808</b>	15.678	124.968	117.733
5	15:54:33.463	<b>54.968</b>	18.324	20.933	15.711	122.908	118.147	5	15:54:33.463	<b>54.968</b>	18.324	20.933	15.711	122.908	118.147
6	15:55:28.511	<b>55.048</b>	18.305	21.117	15.626	124.044	118.985	6	15:55:28.511	<b>55.048</b>	18.305	21.117	15.626	124.044	118.985
7	15:56:23.670	<b>55.159</b>	18.230	21.060	15.869	123.815	118.565	7	15:56:23.670	<b>55.159</b>	18.230	21.060	15.869	123.815	118.565
8	15:57:18.985	<b>55.315</b>	18.233	21.166	15.916	123.587	119.835	8	15:57:18.985	<b>55.315</b>	18.233	21.166	15.916	123.587	119.835
9	15:58:13.625	<b>54.640</b>	<b>18.113</b>	20.828	15.699	124.735	119.196	9	15:58:13.625	<b>54.640</b>	<b>18.113</b>	20.828	15.699	124.735	119.196
10	15:59:09.156	<b>55.531</b>	18.218	21.345	15.968	123.133	119.835	10	15:59:09.156	<b>55.531</b>	18.218	21.345	15.968	123.133	119.835
<b>(71) Josh HODGE</b>															
1	15:50:54.457			21.553	15.817	122.014	<b>118.775</b>	1	15:50:54.457			21.553	15.817	122.014	<b>118.775</b>
2	15:51:49.798	<b>55.341</b>	18.439	21.100	15.802	<b>123.587</b>	117.116	2	15:51:49.798	<b>55.341</b>	18.439	21.100	15.802	<b>123.587</b>	117.116
3	15:52:45.003	<b>55.205</b>	18.478	20.817	15.910	122.683	116.304	3	15:52:45.003	<b>55.205</b>	18.478	20.817	15.910	122.683	116.304
4	15:53:39.979	<b>54.976</b>	18.322	20.748	15.906	123.133	117.116	4	15:53:39.979	<b>54.976</b>	18.322	20.748	15.906	123.133	117.116
5	15:54:34.999</														



## KMSC National Motorcycle Racing

KMSC Formula 600

Knockhill 1.267 miles

Race 29 - 3rd Race

02/09/2018 15:50

Race (10 Laps) started at 15:49:53

Lap	Time of Day	Lap Tm	S1	S2	S3	S3Spd	SFSpd	Lap	Time of Day	Lap Tm	S1	S2	S3	S3Spd	SFSpd
3	15:52:45.891	<b>55.648</b>	18.470	21.033	16.145	124.735	118.985	5	15:54:44.332	<b>56.649</b>	18.848	21.841	15.960	123.587	118.775
4	15:53:41.267	<b>55.376</b>			16.017	124.273	118.565	6	15:55:40.360	<b>56.028</b>	<b>18.620</b>	21.232	16.176	122.683	117.940
5	15:54:36.692	<b>55.425</b>		21.037	16.028	124.044	<b>118.725</b>	7	15:56:36.230	<b>55.870</b>	18.641	21.250	15.979	123.587	117.733
6	15:55:32.283	<b>55.591</b>			15.985	123.815	118.147	8	15:57:32.116	<b>55.886</b>	18.714	21.176	15.996	124.735	118.985
7	15:56:27.883	<b>55.600</b>	18.564	21.230	15.806	124.273	118.775	9	15:58:28.303	<b>56.187</b>	18.911	<b>21.171</b>	16.105	124.735	117.321
8	15:57:22.724	<b>54.841</b>	<b>18.248</b>	<b>20.821</b>	15.772	124.044	<b>119.409</b>	(27) Andrew DONALD							
9	15:58:17.901	<b>55.177</b>	18.394	20.934	15.849	123.587	118.985	1	15:50:55.599			22.108	16.581	118.775	<b>115.703</b>
10	15:59:13.160	<b>55.259</b>	18.302	21.118	15.839	123.587	118.985	2	15:51:52.853	<b>57.254</b>	18.908	22.257	16.089	119.621	115.305
(48) Mark FARRELL								3	15:52:50.612	<b>57.759</b>	19.526	21.735	16.498	120.265	115.504
1	15:50:56.004			22.090	16.225	<b>124.968</b>	<b>117.940</b>	4	15:53:47.091	<b>56.479</b>	18.811	21.482	16.186	120.697	114.714
2	15:51:52.243	<b>56.239</b>	19.066	21.286	15.887	121.572	117.526	5	15:54:43.275	<b>56.184</b>	18.681	<b>21.369</b>	16.134	118.985	115.305
3	15:52:47.893	<b>55.650</b>	18.532	21.153	15.965	123.360	117.526	6	15:55:39.533	<b>56.258</b>	<b>18.535</b>	21.659	16.064	120.265	114.714
4	15:53:43.148	<b>55.255</b>	18.401	<b>20.924</b>	15.930	124.968	117.526	7	15:56:35.652	<b>56.119</b>	18.656	21.524	<b>15.939</b>	<b>122.683</b>	115.703
5	15:54:38.392	<b>55.244</b>	18.393	21.110	<b>15.741</b>	122.683	117.733	8	15:57:31.847	<b>56.195</b>	18.577	21.549	16.069	118.147	114.323
6	15:55:34.167	<b>55.775</b>	18.671	21.349	15.755	123.587	117.733	9	15:58:28.681	<b>56.834</b>	18.727	21.450	16.657	118.147	115.504
7	15:56:30.222	<b>56.055</b>	18.525	21.409	16.121	123.360	116.912	(82) Scott SMITH							
8	15:57:26.264	<b>56.042</b>	<b>18.276</b>	21.678	16.088	122.236	117.526	1	15:50:57.355			23.015	16.503	<b>118.147</b>	<b>113.357</b>
9	15:58:22.437	<b>56.173</b>	18.527	21.692	15.954	122.236	117.321	2	15:51:55.337	<b>57.982</b>	19.237	22.005	16.740	114.518	112.408
10	15:59:18.748	<b>56.311</b>	18.998	21.485	15.828	121.792	117.733	3	15:52:52.730	<b>57.393</b>	19.050	21.845	16.498	116.304	112.220
(23) Graeme MacLEOD								4	15:53:49.796	<b>57.066</b>	<b>18.895</b>	<b>21.823</b>	<b>16.348</b>	117.116	112.220
1	15:50:54.137			21.523	16.365	116.506	111.660	5	15:54:47.123	<b>57.327</b>	18.931	21.961	16.435	115.903	111.474
2	15:51:50.153	<b>56.016</b>	18.556	21.154	16.306	118.147	111.846	6	15:55:44.708	<b>57.585</b>	19.071	22.002	16.512	116.103	111.660
3	15:52:47.085	<b>56.932</b>	19.049	21.420	16.463	116.709	112.597	7	15:56:42.347	<b>57.639</b>			16.489	115.504	111.290
4	15:53:42.849	<b>55.764</b>	18.542	<b>21.054</b>	16.168	118.147	113.549	8	15:57:39.890	<b>57.543</b>			16.641	116.103	105.848
5	15:54:38.819	<b>55.970</b>	18.444	21.554	15.972	118.775	113.549	9	15:58:37.852	<b>57.962</b>	19.407	22.034	16.521	115.703	102.611
6	15:55:34.765	<b>55.946</b>	18.554	21.236	16.156	<b>119.621</b>	112.597	(52) John HODGE							
7	15:56:30.536	<b>55.771</b>	18.521	21.080	16.170	118.985	113.357	1	15:50:58.717			23.162	16.709	<b>117.526</b>	112.033
8	15:57:26.814	<b>56.278</b>	18.415	21.539	16.324	114.714	113.357	2	15:51:56.766	<b>58.049</b>	19.598	<b>21.869</b>	16.582	117.116	112.220
9	15:58:22.590	<b>55.776</b>	<b>18.255</b>	21.601	<b>15.920</b>	118.356	<b>114.714</b>	3	15:52:54.616	<b>57.850</b>	<b>19.192</b>	22.071	16.587	115.903	112.408
10	15:59:19.248	<b>56.658</b>	18.906	21.473	16.279	118.775	110.922	4	15:53:52.698	<b>58.082</b>	19.612	22.085	<b>16.385</b>	117.321	112.033
(28) Paul BOWERBANK								5	15:54:50.728	<b>58.030</b>	19.518	21.975	16.537	116.912	111.290
1	15:50:56.636			22.160	16.598	122.908	117.526	6	15:55:48.760	<b>58.032</b>	19.415	22.154	16.463	116.506	<b>112.786</b>
2	15:51:53.529	<b>56.893</b>	18.701	21.609	16.583	123.133	117.321	7	15:56:47.316	<b>58.556</b>	19.284	22.476	16.796	114.910	111.474
3	15:52:50.279	<b>56.750</b>	18.967	21.625	16.158	<b>125.670</b>	117.526	8	15:57:45.552	<b>58.236</b>	19.550	21.987	16.699	116.103	112.220
4	15:53:46.118	<b>55.839</b>	18.646	21.124	16.069	123.815	<b>119.196</b>	9	15:58:44.011	<b>58.459</b>	19.407	22.574	16.478	116.103	112.220
5	15:54:42.058	<b>55.940</b>	18.680	21.163	16.097	122.908	118.565	(45) Adam SIMPSON							
6	15:55:38.127	<b>56.069</b>	18.872	21.235	15.962	125.435	117.116	1	15:50:59.289			22.965	16.996	119.835	116.709
7	15:56:33.593	<b>55.466</b>	18.666	<b>20.767</b>	16.033	124.044	117.116	2	15:51:57.551	<b>58.262</b>	19.595	22.199	<b>16.468</b>	121.572	<b>117.526</b>
8	15:57:28.516	<b>54.923</b>	18.310	20.781	<b>15.832</b>	124.273	118.356	3	15:52:56.009	<b>58.458</b>	19.467	22.083	16.908	122.236	116.304
9	15:58:23.406	<b>54.890</b>	<b>18.190</b>	20.803	15.897	124.044	118.147	4	15:53:54.612	<b>58.603</b>	19.754	22.308	16.541	120.697	116.103
10	15:59:19.283	<b>55.877</b>	18.467	21.451	15.959	124.044	118.985	5	15:54:53.311	<b>58.699</b>	19.509	22.265	16.925	120.915	115.107
(58) Barry STEWART								6	15:55:51.624	<b>58.313</b>	19.486	22.206	16.621	<b>122.459</b>	116.103
1	15:50:55.930			22.111	16.330	<b>123.360</b>	117.940	7	15:56:50.003	<b>58.379</b>	19.575	22.275	16.529	120.697	115.504
2	15:51:53.090	<b>57.160</b>	18.880	22.160	16.120	121.792	119.196	8	15:57:47.546	<b>57.543</b>	<b>18.914</b>	<b>21.870</b>	16.759	120.265	116.709
3	15:52:49.949	<b>56.859</b>	19.094	21.460	16.305	122.459	117.940	9	15:58:45.372	<b>57.826</b>	19.295	22.010	16.521	122.014	115.903
4	15:53:45.943	<b>55.994</b>			15.942	122.014	117.940	(92) Christopher SCOTT							
5	15:54:42.009	<b>56.066</b>		21.531	16.061	121.352	118.565	1	15:50:59.034			22.957	16.531	120.049	116.103
6	15:55:38.267	<b>56.258</b>	18.527	21.563	16.168	121.792	118.985	2	15:51:57.203	<b>58.169</b>	19.495	21.797	16.877	<b>122.908</b>	114.129
7	15:56:34.475	<b>56.208</b>	18.798	21.239	16.171	123.133	<b>119.409</b>	3	15:52:54.483	<b>57.280</b>	18.921	21.975	16.384	121.352	115.305
8	15:57:29.740	<b>55.265</b>	<b>18.158</b>	21.274	15.833	122.683	118.147	4	15:53:51.430	<b>56.947</b>	18.997	<b>21.682</b>	16.268	121.133	115.504
9	15:58:25.061	<b>55.321</b>	18.247	21.204	15.870	120.915	118.356	5	15:54:48.888	<b>57.458</b>	19.300	21.942	16.216	120.915	115.703
10	15:59:20.031	<b>54.970</b>	18.308	<b>20.969</b>	<b>15.693</b>	122.683	118.985	6	15:55:45.994	<b>57.106</b>	18.969	21.873	16.264	120.915	115.703
(84) Louis ARTHUR								7	15:56:43.760	<b>57.766</b>	19.171	22.178	16.417	119.196	115.305
1	15:50:57.897			23.041	16.632	118.985	114.129	8	15:57:40.952	<b>57.192</b>	18.998	21.690	16.504	121.352	115.504
2	15:51:54.676	<b>56.779</b>	19.028	21.624	16.127	119.835	114.518	9	15:58:37.798	<b>56.846</b>	<b>18.853</b>	21.938	<b>16.055</b>	122.236	<b>116.304</b>
3	15:52:50.875	<b>56.199</b>	18.754	21.301	16.144	<b>122.236</b>	115.107	(50) Calum JACKSON							
4	15:53:47.189	<b>56.314</b>	18.744	21.407	16.163	122.014	112.408	1	15:50:58.628			22.482	17.093	119.621	118.565
5	15:54:43.375	<b>56.186</b>	18.755	21.312	16.119	122.236	113.357	2	15:51:55.282	<b>56.654</b>	18.903	21.443	16.308	121.792	117.733
6	15:55:39.781	<b>56.406</b>	18.627	21.792	15.987	120.265	<b>116.506</b>	3	15:52:51.248	<b>55.966</b>	18.742	21.290	<b>15.934</b>	124.504	119.196
7	15:56:35.444	<b>55.663</b>	18.561	21.192	15.910	121.133	115.107	4	15:53:47.683	<b>56.435</b>	18.785	21.286	16.364	<b>124.735</b>	<b>119.835</b>
8	15:57:30.627	<b>55.183</b>	<b>18.252</b>	<b>20.879</b>	16.052	120.049	115.305								
9	15:58:26.007	<b>55.380</b>	18.355	21.109	15.916	121.352	115.305								
10	15:59:21.593	<b>55.586</b>	18.616	21.096	<b>15.874</b>	121.352	115.504								

Clerk of the Course.

Sig : Time :

Chief Timekeeper : Ian Sharp (SMART Timing)

Results available at [www.speedhive.com](http://www.speedhive.com) and [www.smart-timing.co.uk](http://www.smart-timing.co.uk)

Orbits



## KMSC National Motorcycle Racing

## Lapchart

**KMSC Formula 600**

**Knockhill 1.267 miles**

**Race 29 - 3rd Race**

**02/09/2018 15:50**

**Race (10 Laps) started at 15:49:53**

Competitors	Laps									
	1	2	3	4	5	6	7	8	9	10
Rory SKINNER (69)	1	69	69	69	69	69	69	69	69	69
William MONIE (12)	2	12	12	12	12	12	12	12	12	12
Lewis PATERSON (2)	3	2	2	2	2	2	2	2	2	2
Phil STEWART (17)	4	17	55	1	1	1	1	1	1	1
James McLAREN (55)	5	55	1	55	55	55	55	55	55	55
Patrick FORMAN (11)	6	11	17	17	17	17	17	17	17	17
Bruce BIRNIE (1)	7	1	11	11	11	11	11	11	11	11
Lewis SHAND (91)	8	91	91	91	91	91	91	91	91	91
Alan McGREGOR (26)	9	26	26	26	26	26	26	26	26	26
Steven ALLISON (87)	10	87	87	87	87	87	87	87	87	87
Siobhan FLYNN (61)	11	61	61	61	61	61	61	61	61	61
Graeme MacLEOD (23)	12	23	271	271	271	271	271	271	271	271
Josh HODGE (271)	13	271	23	38	38	38	38	38	38	38
Graeme BARR (38)	14	38	38	23	23	48	48	48	48	48
Andrew DONALD (27)	15	27	48	48	48	23	23	23	23	23
Barry STEWART (58)	16	58	27	58	58	58	28	28	28	28
Mark FARRELL (48)	17	48	58	28	28	28	58	58	58	58
Paul BOWERBANK (28)	18	28	28	27	27	27	84	84	84	84
Scott SMITH (82)	19	82	84	84	84	84	27	27	50	
Louis ARTHUR (84)	20	84	50	50	50	50	50	50	27	
Calum JACKSON (50)	21	50	82	82	82	82	82	82	92	
John HODGE (52)	22	52	52	92	92	92	92	92	82	
Christopher SCOTT (92)	23	92	92	52	52	52	52	52	52	
Adam SIMPSON (45)	24	45	45	45	45	45	45	45	45	
-	25									
-	26									
-	27									
-	28									
-	29									

Clerk of the Course.

Sig : Time :  
Chief Timekeeper : Ian Sharp (SMART Timing)

Results available at [www.speedhive.com](http://www.speedhive.com) and [www.smart-timing.co.uk](http://www.smart-timing.co.uk)

Printed: 02/09/2018 16:02:09

Orbits





# Race Results

## KMSC National Motorcycle Racing

Sorted on Laps

KMSC 125's &amp; KMSC Formula 400's

Knockhill 1.267 miles

Race 30 - 5th Race

02/09/2018 16:10

Race (10 Laps) started at 16:04:47

Pos	No.	Name	Make/Model	CC	Class	Laps	Total Tm	Diff	Best Tm	In Lap	Avg. Speed
1	69	Mark BOWRAN	Kawasaki	ZXR400	F400	10	9:58.213		58.638	5	76.245
2	58	James McLAREN	Suzuki	GSXR600	F400	10	10:22.086	23.873	1:01.142	7	73.319
3	118	Rod WALKER	Kawasaki	ZXR400	F400	10	10:23.379	25.166	1:00.828	10	73.167
4	22	Ross MAGUIRE	Aprilia	RS125	F125	10	10:24.734	26.521	1:01.587	6	73.009
5	33	Declan CONNELL	Aprilia	RS125	F125	10	10:35.679	37.466	1:02.466	8	71.751
6	122	Logan TURNER	Aprilia	RS125	F125	10	10:43.530	45.317	1:03.104	6	70.876
7	55	Owen PATERSON	Aprilia	RS125	F125	10	10:50.454	52.241	1:04.206	8	70.122
8	12	Jimmy MUIR	Aprilia	RS125	F125	10	10:59.254	1:01.041	1:04.340	4	69.186
9	99	Marc GIBSON	Kawasaki	ZXR400	F400	9	10:13.873	1 Lap	1:06.428	3	66.870
10	590	Ian AITKEN	Suzuki	GSXR 400	F400	9	10:35.753	1 Lap	1:09.801	2	64.569
11	19	Fletcher McINALLY	Aprilia	RS125	F125	8	10:39.325	2 Laps	1:17.115	8	57.074

**Not classified**

DNS	179	Jimmy ROTHERY	Yamaha	FZR400	F400			DNS		0	-
DNS	78	Ana De SOUZA	Kawasaki	ZX6	S6			DNS		0	-

Margin of Victory	Avg. Speed	Best Lap Tm	Best Speed	Best Lap by
23.873	76.245	58.638	77.784	69 - Mark BOWRAN

Clerk of the Course.

Orbits

Sig : Time :  
 Chief Timekeeper : Ian Sharp (SMART Timing)

Results available at [www.speedhive.com](http://www.speedhive.com) and [www.smart-timing.co.uk](http://www.smart-timing.co.uk)

Printed: 02/09/2018 16:16:55



## KMSC National Motorcycle Racing

KMSC 125's &amp; KMSC Formula 400's

Knockhill 1.267 miles

Race 30 - 5th Race

02/09/2018 16:10

Race (10 Laps) started at 16:04:47

Lap	Time of Day	Lap Tm	S1	S2	S3	S3Spd	SFSpd	Lap	Time of Day	Lap Tm	S1	S2	S3	S3Spd	SFSpd	
<b>(69) Mark BOWRAN</b>																
1	16:05:49.333			22.556	17.059	103.402	98.543	1	16:05:57.197			24.867	18.979	<b>88.884</b>	82.240	
2	16:06:48.861	<b>59.528</b>	19.939	22.434	17.155	103.242	98.543	2	16:07:02.195	<b>1:04.998</b>	21.492	24.674	18.832	88.884	81.839	
3	16:07:47.909	<b>59.048</b>	19.819	22.229	17.000	102.454	98.688	3	16:08:06.862	<b>1:04.667</b>	21.142	24.749	18.776	87.837	82.039	
4	16:08:47.144	<b>59.235</b>	19.843	22.333	17.059	103.882	99.419	4	16:09:11.222	<b>1:04.360</b>	<b>20.996</b>	24.432	18.932	87.952	81.739	
5	16:09:45.782	<b>58.638</b>	19.650	22.102	<b>16.886</b>	103.721	98.979	5	16:10:15.775	<b>1:04.553</b>	21.167	24.526	18.860	87.952	81.739	
6	16:10:44.674	<b>58.892</b>	<b>19.544</b>	22.326	17.022	102.926	97.967	6	16:11:20.561	<b>1:04.786</b>	21.571	24.468	18.747	88.068	82.139	
7	16:11:44.585	<b>59.911</b>	20.649	<b>22.083</b>	17.179	101.218	<b>99.566</b>	7	16:12:24.870	<b>1:04.309</b>	21.119	24.408	18.782	87.380	82.039	
8	16:12:45.028	<b>1:00.443</b>	20.189	22.931	17.323	<b>104.529</b>	99.272	8	16:13:29.076	<b>1:04.206</b>	21.180	<b>24.393</b>	<b>18.633</b>	87.837	<b>82.341</b>	
9	16:13:44.873	<b>59.845</b>	20.483	22.291	17.071	103.721	99.566	9	16:14:33.512	<b>1:04.436</b>	21.285	24.400	18.751	87.153	81.938	
10	16:14:45.732	<b>1:00.859</b>	20.197	22.521	18.141	102.768	87.380	10	16:15:37.973	<b>1:04.461</b>	21.210	24.465	18.786	87.608	82.039	
<b>(58) James McLAREN</b>																
1	16:05:51.634			23.386	18.094	99.272	91.427	<b>(12) Jimmy MUIR</b>	1	16:05:56.744			24.654	19.340	<b>89.836</b>	82.442
2	16:06:53.946	<b>1:02.312</b>	20.670	23.705	17.937	100.611	93.335	2	16:07:02.508	<b>1:05.764</b>	21.372	24.893	19.499	88.532	<b>83.054</b>	
3	16:07:55.949	<b>1:02.003</b>	20.506	23.669	17.828	101.218	95.188	3	16:08:07.603	<b>1:05.095</b>	21.200	24.490	19.405	89.477	82.139	
4	16:08:57.792	<b>1:01.843</b>	<b>20.225</b>	23.716	17.902	100.914	<b>95.731</b>	4	16:09:11.943	<b>1:04.340</b>	<b>21.011</b>	<b>24.231</b>	<b>19.098</b>	89.358	82.645	
5	16:09:59.144	<b>1:01.352</b>	20.671	23.200	<b>17.481</b>	100.762	93.726	5	16:10:16.854	<b>1:04.911</b>	21.160	24.575	19.176	89.477	82.240	
6	16:11:00.671	<b>1:01.527</b>	20.396	23.321	17.810	99.863	93.988	6	16:11:22.704	<b>1:05.850</b>	21.758	24.763	19.329	88.884	82.341	
7	16:12:01.813	<b>1:01.142</b>	20.274	23.286	17.582	101.678	93.988	7	16:12:28.140	<b>1:05.436</b>	21.343	24.819	19.274	88.299	82.341	
8	16:13:03.256	<b>1:01.443</b>	20.362	<b>23.170</b>	17.911	<b>102.768</b>	91.179	8	16:13:34.541	<b>1:06.401</b>	21.426	25.455	19.520	87.837	82.039	
9	16:14:06.213	<b>1:02.957</b>	20.600	23.651	18.706	87.837	91.427	9	16:14:40.586	<b>1:06.045</b>	21.444	25.055	19.546	87.494	81.540	
10	16:15:09.605	<b>1:03.392</b>	20.939	23.948	18.505	86.927	92.690	10	16:15:46.773	<b>1:06.187</b>	21.661	25.164	19.362	88.299	82.645	
<b>(118) Rod WALKER</b>																
1	16:05:54.708			24.483	18.328	100.161	94.651	<b>(99) Marc GIBSON</b>	1	16:05:59.231			25.915	19.155	<b>96.976</b>	<b>92.947</b>
2	16:06:56.688	<b>1:01.980</b>	20.630	23.624	17.726	99.566	95.188	2	16:07:05.953	<b>1:06.722</b>	22.403	<b>25.234</b>	19.085	96.558	91.677	
3	16:07:58.952	<b>1:02.264</b>	20.617	23.852	17.795	101.066	95.053	3	16:08:12.381	<b>1:06.428</b>	<b>21.799</b>	25.553	<b>19.076</b>	95.323	91.928	
4	16:09:00.834	<b>1:01.882</b>	20.593	23.588	17.701	100.310	<b>96.419</b>	4	16:09:19.534	<b>1:07.153</b>	22.152	25.515	19.486	96.281	90.442	
5	16:10:03.427	<b>1:02.593</b>			17.710	100.161	96.143	5	16:10:27.109	<b>1:07.575</b>	22.215	25.820	19.540	93.465	90.198	
6	16:11:05.003	<b>1:01.576</b>			17.689	99.863	95.868	6	16:11:34.859	<b>1:07.750</b>	22.529	25.643	19.578	93.465	91.055	
7	16:12:06.493	<b>1:01.490</b>	<b>20.279</b>	23.418	17.793	100.762	96.005	7	16:12:43.625	<b>1:08.766</b>	22.614	26.719	19.433	92.690	87.837	
8	16:13:08.545	<b>1:02.052</b>			17.899	100.611	95.188	8	16:13:52.200	<b>1:08.575</b>	22.989	26.032	19.554	94.120	88.649	
9	16:14:10.070	<b>1:01.525</b>		23.703	<b>17.331</b>	<b>101.218</b>	95.323	9	16:15:01.392	<b>1:09.192</b>	22.877	26.279	20.036	91.802	81.540	
10	16:15:10.898	<b>1:00.828</b>	20.381	<b>22.995</b>	17.452	100.310	94.651	<b>(590) Ian AITKEN</b>	1	16:06:01.749			26.977	20.140	88.884	83.989
<b>(22) Ross MAGUIRE</b>																
1	16:05:52.617				18.520	<b>91.802</b>	83.989	2	16:07:11.550	<b>1:09.801</b>	23.487	26.675	<b>19.639</b>	<b>89.477</b>	84.200	
2	16:06:55.032	<b>1:02.415</b>			18.473	91.552	83.885	3	16:08:21.691	<b>1:10.141</b>	23.207	26.822	20.112	87.040	83.157	
3	16:07:56.986	<b>1:01.954</b>	20.590	23.205	18.159	91.427	<b>84.306</b>	4	16:09:31.577	<b>1:09.886</b>	23.345	26.579	19.962	88.649	<b>85.379</b>	
4	16:08:58.678	<b>1:01.692</b>	<b>20.367</b>	23.159	18.166	91.552	84.095	5	16:10:41.494	<b>1:09.917</b>	23.179	26.648	20.090	87.608	83.054	
5	16:10:00.896	<b>1:02.218</b>	20.793	<b>23.121</b>	18.304	91.179	83.363	6	16:11:52.304	<b>1:10.810</b>	24.210	<b>26.383</b>	20.217	88.068	84.095	
6	16:11:02.483	<b>1:01.587</b>			18.190	90.809	83.780	7	16:13:02.526	<b>1:10.222</b>	23.205	26.940	20.077	86.146	83.157	
7	16:12:04.678	<b>1:02.195</b>			18.274	90.932	83.260	8	16:14:12.548	<b>1:10.022</b>	23.211	26.733	20.078	87.380	83.467	
8	16:13:06.962	<b>1:02.284</b>	20.733	23.290	18.261	90.809	83.157	9	16:15:23.272	<b>1:10.724</b>	<b>23.042</b>	27.642	20.040	85.706	81.839	
9	16:14:09.435	<b>1:02.473</b>			18.304	90.442	82.849	<b>(19) Fletcher McINALLY</b>	1	16:06:13.493			31.189	23.977	73.342	69.977
10	16:15:12.253	<b>1:02.818</b>		23.383	<b>18.122</b>	91.677	83.467	2	16:07:35.260	<b>1:21.767</b>	26.268	31.554	23.945	73.826	69.686	
<b>(33) Declan CONNELL</b>																
1	16:05:54.517				18.915	<b>88.767</b>	80.755	3	16:08:55.155	<b>1:19.895</b>	26.112	30.168	23.615	76.432	70.491	
2	16:06:59.093	<b>1:04.576</b>					81.441	4	16:10:13.523	<b>1:18.368</b>	25.779	29.443	23.146	76.870	<b>72.392</b>	
3	16:08:02.881	<b>1:03.788</b>			18.927	87.040	80.853	5	16:11:31.866	<b>1:18.343</b>	25.198	29.520	23.625	75.742	70.714	
4	16:09:06.010	<b>1:03.129</b>			18.845		81.441	6	16:12:50.172	<b>1:18.306</b>	25.705	29.486	23.115	<b>77.851</b>	71.239	
5	16:10:08.958	<b>1:02.948</b>				1.049	81.540	7	16:14:09.729	<b>1:19.557</b>	25.538	30.379	23.640	75.742	71.467	
6	16:11:11.850	<b>1:02.892</b>			18.729		80.950	8	16:15:26.844	<b>1:17.115</b>	<b>25.035</b>	<b>29.009</b>	<b>23.071</b>	77.402	71.467	
7	16:12:14.382	<b>1:02.532</b>				1.057	81.244	<b>(122) Logan TURNER</b>	1	16:05:55.165					<b>80.658</b>	
8	16:13:16.848	<b>1:02.466</b>			<b>18.485</b>	88.299	81.244	2	16:06:58.806	<b>1:03.641</b>				79.890		
9	16:14:19.445	<b>1:02.597</b>			18.557	87.952	81.441	3	16:08:05.203	<b>1:06.397</b>				79.985		
10	16:15:23.198	<b>1:03.753</b>			19.073	87.952	<b>81.839</b>	4	16:09:08.667	<b>1:03.464</b>				79.417		
<b>(55) Owen PATERSON</b>																
1	16:05:55.165						<b>80.658</b>	5	16:10:12.135	<b>1:03.468</b>				79.606		
2	16:06:58.806	<b>1:03.641</b>					80.465	6	16:11:15.239	<b>1:03.104</b>				80.465		
3	16:08:05.203	<b>1:06.397</b>					80.081	7	16:12:18.725	<b>1:03.486</b>				80.081		
4	16:09:08.667	<b>1:03.464</b>					79.985	8	16:13:22.521	<b>1:03.796</b>				79.985		
5	16:10:12.135	<b>1:03.468</b>					80.561	9	16:14:26.546	<b>1:04.025</b>				80.561		
6	16:11:15.239	<b>1:03.104</b>					79.606	10	16:15:31.049	<b>1:04.503</b>				79.606		

Clerk of the Course.

Sig : Time :

Chief Timekeeper : Ian Sharp (SMART Timing)

 Results available at [www.speedhive.com](http://www.speedhive.com) and [www.smart-timing.co.uk](http://www.smart-timing.co.uk)

Printed: 02/09/2018 16:17:20

Orbits



**KMSC National Motorcycle Racing****Lapchart****KMSC 125's & KMSC Formula 400's****Knockhill 1.267 miles****Race 30 - 5th Race****02/09/2018 16:10****Race (10 Laps) started at 16:04:47**

Competitors	Laps									
	1	2	3	4	5	6	7	8	9	10
Mark BOWRAN (69)	1	69	69	69	69	69	69	69	69	69
James McLAREN (58)	2	58	58	58	58	58	58	58	58	58
Ross MAGUIRE (22)	3	22	22	22	22	22	22	22	22	118
Declan CONNELL (33)	4	33	118	118	118	118	118	118	118	22
Rod WALKER (118)	5	118	122	33	33	33	33	33	33	33
Logan TURNER (122)	6	122	33	122	122	122	122	122	122	122
Jimmy MUIR (12)	7	12	55	55	55	55	55	55	55	55
Owen PATERSON (55)	8	55	12	12	12	12	12	12	12	12
Marc GIBSON (99)	9	99	99	99	99	99	99	99	99	99
Ian AITKEN (590)	10	590	590	590	590	590	590	590	590	590
Fletcher McINALLY (19)	11	19	19	19	19	19	19	19	19	
-	12									
-	13									

Clerk of the Course.

Sig : Time :

Chief Timekeeper : Ian Sharp (SMART Timing)

Results available at [www.speedhive.com](http://www.speedhive.com) and [www.smart-timing.co.uk](http://www.smart-timing.co.uk)

Printed: 02/09/2018 16:17:46

Orbits



# Race Results

## KMSC National Motorcycle Racing

Sorted on Laps

KMSC Pre-Injection 600

Knockhill 1.267 miles

Race 31 - 3rd Race

02/09/2018 16:30

Race (10 Laps) started at 16:20:32

Pos	No.	Name	Make/Model	CC	Class	Laps	Total Tm	Diff	Best Tm	In Lap	Avg. Speed
1	41	Kieran MURRAY	Yamaha	R6 600	PI6	10	9:01.208		53.456	5	84.276
2	26	Alan McGREGOR			PI6	10	9:05.825	4.617	53.725	3	83.563
3	75	Harry PULLAR	Yamaha	R6 600	PI6	10	9:10.241	9.033	53.538	10	82.893
4	22	William MASON	Yamaha	R6 600	PI6	10	9:10.406	9.198	54.221	6	82.868
5	54	Cameron ROBB	Yamaha	R6 600	PI6	10	9:21.661	20.453	54.816	7	81.207
6	70	Simon HARDY	Yamaha	R6 600	PI6	10	9:23.458	22.250	54.993	7	80.948
7	47	Chris CLEMENTS	Yamaha	R6 600	PI6	10	9:27.172	25.964	55.701	10	80.418
8	60	Dougie BROWN	Yamaha	R6 600	PI6	10	9:27.656	26.448	55.745	6	80.350
9	17	Gary WHITEFORD	Kawasaki	ZX6R	PI6	10	9:41.532	40.324	56.963	3	78.432
10	11	Ross WATTS	Yamaha	R6 600	PI6	10	9:42.033	40.825	57.171	5	78.365
11	117	Joe HENDRIE	Yamaha	R1	SB	10	9:43.034	41.826	57.116	10	78.230
12	34	Darren GREENE	Yamaha	R6 600	PI6	10	9:43.729	42.521	57.802	3	78.137
13	8	Patryk MOTYKA	Yamaha	R6 600	PI6	10	9:49.055	47.847	56.761	8	77.431
14	76	Jamie ALDERTON	Suzuki	GSXR1000K5	C	9	9:01.949	1 Lap	58.850	3	75.745
15	118	Craig MOFFAT	Yamaha	R6 600	PI6	9	9:03.774	1 Lap	59.160	7	75.491
16	126	Martin BULMAN	Honda	CBR600FX	PI6	9	9:05.646	1 Lap	58.996	5	75.232
17	45	Gerry SULLIVAN	Kawasaki	ZX6R 600	PI6	9	9:21.783	1 Lap	1:01.386	9	73.071
18	31	Darren ANDERSON	Kawasaki	ZXR 600	PI6	9	9:33.567	1 Lap	1:02.482	8	71.569

### Not classified

DNF	73	Fraser CAMERON	Yamaha		PI6	7	7:15.508	DNF	59.433	4	73.311
DNF	61	Douglas ROTHNIE	Yamaha	R6 5EB	PI6	6	6:06.711	DNF	58.643	2	74.627
DNS	15	Jon DICKIE	Yamaha	R6 600	PI6			DNS		0	-
DNS	23	Paul REID	Honda	CBR600	PI6			DNS		0	-
DNS	21	Andy LOCK	Yamaha	R6 600	PI6			DNS		0	-
DNS	38	Mark LANGLANDS	Yamaha	R6 600	PI6			DNS		0	-
DNS	179	Jimmy ROTHERY	Triumph	675	S6			DNS		0	-

### Announcements

New Track Record (53.456) for KMSC Pre Injection 600 by Kieran MURRAY.

Margin of Victory	Avg. Speed	Best Lap Tm	Best Speed	Best Lap by
4.617	84.276	53.456	85.324	41 - Kieran MURRAY

Clerk of the Course.

Orbits

Sig : Time :

Chief Timekeeper : Ian Sharp (SMART Timing)

 Results available at [www.speedhive.com](http://www.speedhive.com) and [www.smart-timing.co.uk](http://www.smart-timing.co.uk)

Printed: 02/09/2018 16:33:43



## KMSC National Motorcycle Racing

**KMSC Pre-Injection 600**
**Knockhill 1.267 miles**
**Race 31 - 3rd Race**
**02/09/2018 16:30**
**Race (10 Laps) started at 16:20:32**

Lap	Time of Day	Lap Tm	S1	S2	S3	S3Spd	SFSpd
<b>(41) Kieran MURRAY</b>							
1	16:21:27.848			20.480	<b>15.288</b>	<b>122.014</b>	114.910
2	16:22:21.485	<b>53.637</b>	17.781	20.500	15.356	119.835	114.714
3	16:23:15.028	<b>53.543</b>	17.826	20.359	15.358	120.265	<b>115.107</b>
4	16:24:08.638	<b>53.610</b>	<b>17.684</b>	20.408	15.518	119.409	114.323
5	16:25:02.094	<b>53.456</b>	17.817	<b>20.296</b>	15.343	120.480	114.910
6	16:25:55.741	<b>53.647</b>	17.934	20.346	15.367	120.049	115.107
7	16:26:49.926	<b>54.185</b>	18.371	20.442	15.372	120.049	114.323
8	16:27:44.189	<b>54.263</b>	18.301	20.588	15.374	119.835	115.107
9	16:28:38.372	<b>54.183</b>	17.928	20.627	15.628	120.480	113.935
10	16:29:33.586	<b>55.214</b>	18.176	20.892	16.146	119.621	107.372

Lap	Time of Day	Lap Tm	S1	S2	S3	S3Spd	SFSpd
<b>(26) Alan McGREGOR</b>							
1	16:21:28.098			20.570	15.601	118.775	<b>116.506</b>
2	16:22:22.025	<b>53.927</b>	18.008	20.519	<b>15.400</b>	120.480	115.903
3	16:23:15.750	<b>53.725</b>	<b>17.790</b>	<b>20.442</b>	15.493	<b>121.133</b>	116.103
4	16:24:09.918	<b>54.168</b>	17.927	20.589	15.652	119.196	115.504
5	16:25:04.336	<b>54.418</b>	18.095	20.746	15.577	120.265	115.305
6	16:25:58.802	<b>54.466</b>	18.034	20.697	15.735	120.049	115.107
7	16:26:53.599	<b>54.797</b>	18.194	20.872	15.731	118.985	114.910
8	16:27:48.334	<b>54.735</b>	18.240	20.964	15.531	118.775	115.305
9	16:28:43.080	<b>54.746</b>	18.126	20.786	15.834	120.049	114.714
10	16:29:38.203	<b>55.123</b>	18.303	21.037	15.783	120.049	115.107

Lap	Time of Day	Lap Tm	S1	S2	S3	S3Spd	SFSpd
<b>(75) Harry PULLAR</b>							
1	16:21:29.045			20.796	15.784	121.572	116.709
2	16:22:23.476	<b>54.431</b>	18.074	20.544	15.813	114.129	115.903
3	16:23:18.679	<b>55.203</b>	<b>17.996</b>	20.754	16.453	113.935	116.103
4	16:24:14.224	<b>55.545</b>	18.503	20.833	16.209	120.915	111.660
5	16:25:09.115	<b>54.891</b>	18.590	20.694	15.607	<b>122.236</b>	116.912
6	16:26:04.793	<b>55.678</b>	18.148	20.663	16.867	118.147	111.105
7	16:26:59.277	<b>54.484</b>			15.779	116.912	115.703
8	16:27:53.824	<b>54.547</b>		20.698	15.633	119.409	115.504
9	16:28:49.081	<b>55.257</b>	18.044	21.385	15.828	114.129	114.323
10	16:29:42.619	<b>53.538</b>	18.016	<b>20.204</b>	<b>15.318</b>	122.236	<b>117.321</b>

Lap	Time of Day	Lap Tm	S1	S2	S3	S3Spd	SFSpd
<b>(22) William MASON</b>							
1	16:21:29.614						
2	16:22:23.935	<b>54.321</b>					
3	16:23:18.824	<b>54.889</b>					
4	16:24:14.252	<b>55.428</b>					
5	16:25:09.061	<b>54.809</b>					
6	16:26:03.282	<b>54.221</b>					
7	16:26:57.791	<b>54.509</b>					
8	16:27:52.569	<b>54.778</b>					
9	16:28:48.028	<b>55.459</b>					
10	16:29:42.784	<b>54.756</b>					

Lap	Time of Day	Lap Tm	S1	S2	S3	S3Spd	SFSpd
<b>(54) Cameron ROBB</b>							
1	16:21:32.703				16.487	118.356	113.742
2	16:22:29.304	<b>56.601</b>			16.334	121.792	113.742
3	16:23:25.365	<b>56.061</b>	18.413	21.302	16.346	122.236	114.910
4	16:24:21.611	<b>56.246</b>	18.482	21.425	16.339	123.360	114.518
5	16:25:17.562	<b>55.951</b>	18.486	21.277	16.188	121.133	114.518
6	16:26:13.193	<b>55.631</b>			16.259	120.265	113.742
7	16:27:08.009	<b>54.816</b>		<b>20.808</b>	<b>15.804</b>	<b>122.014</b>	<b>116.103</b>
8	16:28:03.034	<b>55.025</b>			15.930	<b>123.587</b>	115.107
9	16:28:58.491	<b>55.457</b>			15.871	120.480	115.107
10	16:29:54.039	<b>55.548</b>	<b>18.300</b>	20.903	16.345	118.565	115.107

Lap	Time of Day	Lap Tm	S1	S2	S3	S3Spd	SFSpd
<b>(70) Simon HARDY</b>							
1	16:21:33.892			22.373	16.526	117.940	<b>115.107</b>
2	16:22:29.786	<b>55.894</b>	18.599	21.161	16.134	117.940	114.129
3	16:23:26.317	<b>56.531</b>	18.706	21.445	16.380	119.621	111.660
4	16:24:22.204	<b>55.887</b>	18.622	20.992	16.273	118.985	114.323
5	16:25:18.097	<b>55.893</b>	18.230	21.169	16.494	117.116	114.518
6	16:26:13.496	<b>55.399</b>	18.257	20.965	16.177	117.940	114.129
7	16:27:08.489	<b>54.993</b>	<b>18.148</b>	20.984	<b>15.861</b>	119.621	115.107
8	16:28:03.572	<b>55.083</b>	18.207	<b>20.895</b>	15.981	<b>119.835</b>	114.518
9	16:29:00.185	<b>56.613</b>	18.725	21.997	15.891	119.621	114.323
10	16:29:55.836	<b>55.651</b>	18.435	21.036	16.180	119.409	113.357

<b>(47) Chris CLEMENTS</b>							
----------------------------	--	--	--	--	--	--	--

Lap	Time of Day	Lap Tm	S1	S2	S3	S3Spd	SFSpd
1	16:21:32.597			22.093	16.609	118.565	112.220
2	16:22:28.309	<b>55.712</b>	<b>18.372</b>	21.308	16.032	<b>119.835</b>	113.935
3	16:23:24.980	<b>56.671</b>	19.080	21.510	16.081	119.835	113.935
4	16:24:21.285	<b>56.305</b>	18.638	21.454	16.213	119.621	113.549
5	16:25:17.970	<b>56.685</b>	18.592	21.741	16.352	104.692	<b>114.910</b>
6	16:26:14.252	<b>56.282</b>	18.688	21.435	16.159	117.940	114.323
7	16:27:10.382	<b>56.130</b>	18.497	21.638	15.995	119.621	113.549
8	16:28:06.623	<b>56.241</b>	18.478	21.702	16.061	119.409	112.976
9	16:29:03.849	<b>57.226</b>	19.002	21.880	16.344	117.526	114.714
10	16:29:59.550	<b>55.701</b>	18.572	<b>21.301</b>	<b>15.828</b>	119.835	113.549

Lap	Time of Day	Lap Tm	S1	S2	S3	S3Spd	SFSpd
<b>(60) Dougie BROWN</b>							
1	16:21:33.271			22.259	16.230	119.196	112.597
2	16:22:29.393	<b>56.122</b>	18.541	21.510	16.071	<b>119.409</b>	111.660
3	16:23:26.134	<b>56.741</b>	18.829	21.472	16.440	118.565	111.846
4	16:24:22.948	<b>56.814</b>	19.004	21.535	16.275	111.474	111.660
5	16:25:19.324	<b>56.376</b>	18.732	21.621	16.023	117.321	<b>113.742</b>
6	16:26:15.069	<b>55.745</b>	18.591	<b>21.303</b>	15.851	117.940	112.786
7	16:27:11.228	<b>56.159</b>	18.618	21.432	16.109	115.504	112.976
8	16:28:07.512	<b>56.284</b>	18.652	21.654	15.978	118.565	113.166
9	16:29:03.818	<b>56.306</b>	<b>18.460</b>	21.654	16.192	116.709	111.660
10	16:30:00.034	<b>56.216</b>	18.874	21.515	<b>15.827</b>	116.709	112.976

Lap	Time of Day	Lap Tm	S1	S2	S3	S3Spd	SFSpd
<b>(17) Gary WHITEFORD</b>							
1	16:21:34.733			22.857	16.566	116.506	112.033
2	16:22:32.107	<b>57.374</b>	18.870	21.951	16.553	<b>118.356</b>	112.408
3	16:23:29.070	<b>56.963</b>	18.892	<b>21.812</b>	<b>16.259</b>	116.912	111.660
4	16:24:26.770	<b>57.700</b>	19.049	22.176	16.475	117.116	111.290
5	16:25:24.472	<b>57.702</b>	18.895	22.169	16.638	115.703	111.660
6	16:26:22.438	<b>57.966</b>	19.004	22.335	16.627	113.935	111.660
7	16:27:20.461	<b>58.023</b>	19.029	22.302	16.692	115.305	<b>113.166</b>
8	16:28:18.344	<b>57.883</b>			16.418	115.107	110.556
9	16:29:16.519	<b>58.175</b>		22.778	16.352	116.709	111.846
10	16:30:13.910	<b>57.391</b>	<b>18.868</b>	22.257	16.266	115.903	106.015

Lap	Time of Day	Lap Tm	S1	S2	S3	S3Spd	SFSpd
<b>(11) Ross WATTS</b>							
1	16:21:35.194			22.846	16.607	114.323	108.413
2	16:22:32.559	<b>57.365</b>	18.995	<b>21.784</b>	16.586	<b>115.107</b>	108.413
3	16:23:30.581	<b>58.022</b>	19.581	21.869	16.572	114.323	107.717
4	16:24:28.203	<b>57.622</b>	19.110	21.839	16.673	114.714	107.030
5	16:25:25.374	<b>57.171</b>	19.062	21.843	<b>16.266</b>	112.786	108.413
6	16:26:22.790	<b>57.416</b>	<b>18.860</b>	21.917	16.639	113.935	108.588
7	16:27:20.392	<b>57.602</b>	18.926	22.247	16.429	113.742	108.064
8	16:28:18.717	<b>58.325</b>	19.400	22.512	16.413	113.357	<b>108.764</b>
9	16:29:16.592	<b>57.8</b>					

## KMSC National Motorcycle Racing

KMSC Pre-Injection 600

Knockhill 1.267 miles

Race 31 - 3rd Race

02/09/2018 16:30

Race (10 Laps) started at 16:20:32

Lap	Time of Day	Lap Tm	S1	S2	S3	S3Spd	SFSpd	Lap	Time of Day	Lap Tm	S1	S2	S3	S3Spd	SFSpd
3	16:23:38.248	<b>57.871</b>	19.160	22.362	16.349	<b>118.147</b>	112.976	1	16:21:36.650			22.820	17.504	116.304	111.290
4	16:24:36.205	<b>57.957</b>	19.036	22.342	16.579	117.733	112.976	2	16:22:35.293	<b>58.643</b>	19.686	<b>21.748</b>	<b>17.209</b>	<b>118.565</b>	<b>111.474</b>
5	16:25:33.776	<b>57.571</b>	19.328	21.834	16.409	117.526	112.786	3	16:23:34.806	<b>59.513</b>	<b>19.276</b>	21.971	18.266	115.903	106.859
6	16:26:30.834	<b>57.058</b>	18.778	21.930	16.350	117.321	110.374	4	16:24:33.979	<b>59.173</b>	19.633	22.273	17.267	116.709	109.653
7	16:27:28.024	<b>57.190</b>	18.881	21.827	16.482	116.912	108.588	5	16:25:33.559	<b>59.580</b>	19.705	22.061	17.814	116.506	108.238
8	16:28:24.785	<b>56.761</b>	18.758	21.687	<b>16.316</b>	117.526	110.922	6	16:26:39.089	<b>1:05.530</b>	19.626	22.216	23.688	116.506	36.671
9	16:29:21.903	<b>57.118</b>	<b>18.752</b>	<b>21.682</b>	16.684	117.733	110.739								
10	16:30:21.433	<b>59.530</b>	19.821	22.655	17.054	115.107	103.242								

(76) Jamie ALDERTON

1	16:21:38.967			24.386	17.312	113.166	122.014
2	16:22:37.892	<b>58.925</b>	<b>19.914</b>	22.257	16.754	118.565	<b>124.968</b>
3	16:23:36.742	<b>58.850</b>	20.113	<b>22.131</b>	<b>16.606</b>	122.683	119.835
4	16:24:35.887	<b>59.145</b>	20.279	22.186	16.680	<b>124.044</b>	119.196
5	16:25:35.730	<b>59.843</b>	20.635	22.232	16.976	119.621	121.572
6	16:26:35.511	<b>59.781</b>	20.468	22.603	16.710	118.356	121.133
7	16:27:34.938	<b>59.427</b>	20.184	22.445	16.798	118.565	119.409
8	16:28:34.538	<b>59.600</b>	20.475	22.451	16.674	122.683	117.733
9	16:29:34.327	<b>59.789</b>	20.374	22.599	16.816	110.739	119.196

(118) Craig MOFFAT

1	16:21:38.322			24.335	17.192	112.033	106.183
2	16:22:37.825	<b>59.503</b>	19.766	23.018	16.719	112.220	105.681
3	16:23:38.429	<b>1:00.604</b>	20.738	23.151	16.715	113.166	105.848
4	16:24:38.929	<b>1:00.500</b>	20.080	23.500	16.920	113.357	<b>107.544</b>
5	16:25:38.294	<b>59.365</b>	19.843	<b>22.659</b>	16.863	<b>114.323</b>	106.520
6	16:26:38.431	<b>1:00.137</b>	20.188	23.214	16.735	112.033	106.859
7	16:27:37.591	<b>59.160</b>	<b>19.502</b>	22.774	16.884	112.597	106.015
8	16:28:36.789	<b>59.198</b>	19.702	22.835	16.661	113.166	107.030
9	16:29:36.152	<b>59.363</b>	19.745	23.045	<b>16.573</b>	112.220	106.689

(126) Martin BULMAN

1	16:21:39.304				17.628	110.556	111.105
2	16:22:39.302	<b>59.998</b>			17.184	112.976	110.193
3	16:23:39.198	<b>59.896</b>			17.085	110.739	<b>112.033</b>
4	16:24:38.726	<b>59.528</b>			16.991	<b>113.357</b>	107.717
5	16:25:37.722	<b>58.996</b>			17.244	112.976	103.084
6	16:26:39.402	<b>1:01.680</b>			17.596	104.692	109.296
7	16:27:39.228	<b>59.826</b>			17.251	110.193	110.922
8	16:28:38.660	<b>59.432</b>			16.990	111.474	110.374
9	16:29:38.024	<b>59.364</b>			<b>16.897</b>	111.660	104.529

(45) Gerry SULLIVAN

1	16:21:40.187			25.137	17.215	111.290	<b>107.372</b>
2	16:22:42.074	<b>1:01.887</b>	20.866	23.744	17.277	<b>113.742</b>	105.848
3	16:23:43.697	<b>1:01.623</b>	20.629	23.554	17.440	112.408	104.204
4	16:24:45.198	<b>1:01.501</b>	20.488	23.880	17.133	112.033	105.681
5	16:25:47.105	<b>1:01.907</b>	20.730	23.914	17.263	110.193	104.529
6	16:26:48.538	<b>1:01.433</b>	<b>20.421</b>	23.813	17.199	109.653	103.402
7	16:27:50.264	<b>1:01.726</b>	20.797	23.701	17.228	109.474	103.561
8	16:28:52.775	<b>1:02.511</b>	20.931	24.033	17.547	111.660	102.926
9	16:29:54.161	<b>1:01.386</b>	20.846	<b>23.459</b>	<b>17.081</b>	111.290	106.015

(31) Darren ANDERSON

1	16:21:42.011			25.219	18.416	108.413	106.520
2	16:22:45.075	<b>1:03.064</b>	21.235	23.504	18.325	110.012	105.681
3	16:23:48.306	<b>1:03.231</b>	21.638	23.546	18.047	110.012	107.890
4	16:24:51.045	<b>1:02.739</b>	21.252	23.398	18.089	108.413	105.848
5	16:25:53.872	<b>1:02.827</b>	<b>21.202</b>	23.574	18.051	109.832	107.030
6	16:26:57.767	<b>1:03.895</b>	21.797	23.616	18.482	106.015	106.859
7	16:28:00.821	<b>1:03.054</b>	21.626	23.347	18.081	110.556	107.201
8	16:29:03.303	<b>1:02.482</b>	21.369	23.186	<b>17.927</b>	<b>111.105</b>	107.890
9	16:30:05.945	<b>1:02.642</b>	21.429	<b>23.084</b>	18.129	109.832	<b>108.764</b>

(73) Fraser CAMERON

1	16:21:40.315			24.592	17.597	115.107	112.033
2	16:22:40.428	<b>1:00.113</b>	20.260	22.376	17.477	117.526	110.193
3	16:23:40.024	<b>59.596</b>	20.252	22.262	<b>17.082</b>	117.526	<b>112.408</b>
4	16:24:39.457	<b>59.433</b>	<b>19.941</b>	<b>22.166</b>	17.326	<b>117.940</b>	110.739
5	16:25:39.728	<b>1:00.271</b>	20.390	22.551	17.330	116.709	110.374
6	16:26:40.029	<b>1:00.301</b>	20.245	22.682	17.374	114.323	112.408
7	16:27:47.886	<b>1:07.857</b>	20.226	22.671	24.960	113.935	24.157

(61) Douglas ROTHNIE

Clerk of the Course.

Sig : Time :

Chief Timekeeper : Ian Sharp (SMART Timing)

 Results available at [www.speedhive.com](http://www.speedhive.com) and [www.smart-timing.co.uk](http://www.smart-timing.co.uk)

Printed: 02/09/2018 16:34:13

Orbits





## KMSC National Motorcycle Racing

Lapchart

**KMSC Pre-Injection 600**

Knockhill 1.267 miles

**Race 31 - 3rd Race**

02/09/2018 16:30

**Race (10 Laps) started at 16:20:32**

Competitors	Laps									
	1	2	3	4	5	6	7	8	9	10
Kieran MURRAY (41)	1	41	41	41	41	41	41	41	41	41
Alan McGREGOR (26)	2	26	26	26	26	26	26	26	26	26
Harry PULLAR (75)	3	75	75	75	75	22	22	22	22	75
William MASON (22)	4	22	22	22	22	75	75	75	75	22
Chris CLEMENTS (47)	5	47	47	47	47	54	54	54	54	54
Cameron ROBB (54)	6	54	54	54	54	47	70	70	70	70
Dougie BROWN (60)	7	60	60	60	70	70	47	47	47	60
Darren GREENE (34)	8	34	70	70	60	60	60	60	47	60
Simon HARDY (70)	9	70	17	17	17	17	11	17	17	17
Gary WHITEFORD (17)	10	17	34	34	11	11	11	17	11	11
Ross WATTS (11)	11	11	11	34	34	34	34	34	34	117
Douglas ROTHNIE (61)	12	61	117	117	117	117	117	117	117	34
Joe HENDRIE (117)	13	117	61	61	61	8	8	8	8	8
Craig MOFFAT (118)	14	118	118	76	76	8	76	76	76	76
Jamie ALDERTON (76)	15	76	76	8	8	76	118	118	118	118
Martin BULMAN (126)	16	126	126	118	126	126	61	126	126	126
Gerry SULLIVAN (45)	17	45	8	126	118	118	126	73	45	45
Fraser CAMERON (73)	18	73	73	73	73	73	73	45	31	31
Patryk MOTYKA (8)	19	8	45	45	45	45	45	31		
Darren ANDERSON (31)	20	31	31	31	31	31	31			
-	21									
-	22									
-	23									
-	24									
-	25									

Clerk of the Course.

Sig : Time :

Chief Timekeeper : Ian Sharp (SMART Timing)

 Results available at [www.speedhive.com](http://www.speedhive.com) and [www.smart-timing.co.uk](http://www.smart-timing.co.uk)

Printed: 02/09/2018 16:34:49

Orbits



# Race Results

## KMSC National Motorcycle Racing

Sorted on Laps

KMSC Superbikes & KMSC Clubman

Knockhill 1.267 miles

Race 32 - 3rd Race - AMENDED RESULT

02/09/2018 16:50

Race (10 Laps) started at 16:34:51

Pos	No.	Name	Make/Model	CC	Class	Laps	Total Tm	Diff	Best Tm	In Lap	Avg. Speed
1	1	Bruce BIRNIE	BMW	S1000RR	SB	10	8:26.965		49.850	10	89.969
2	72	Sean GILFILLAN	BMW	S1000RR	SB	10	8:27.274	0.309	50.064	6	89.914
3	34	John DEAN	BMW	S1000RR	SB	10	8:28.119	1.154	50.191	10	89.764
4	94	Greg GILFILLAN	BMW	S1000RR	SB	10	8:28.303	1.338	49.728	6	89.732
5	99	Callum GRIGOR	Kawasaki	ZX10RR	SB	10	8:35.828	8.863	51.103	3	88.423
6	55	Donald MacFADYEN	BMW	S1000RR	SB	10	8:40.663	13.698	51.233	5	87.602
7	57	Stewart ROBB	Kawasaki	ZX10R	SB	10	8:40.963	13.998	51.396	10	87.551
8	45	Ewan GRAY	Kawasaki	ZX10R	SB	10	8:44.356	17.391	50.695	9	86.985
9	18	Clint WALKER	BMW	S1000RR	C	10	8:58.600	31.635	52.684	3	84.684
10	30	Alan RENNIE	Honda	Fireblade	C	10	9:01.564	34.599	53.527	4	84.221
11	41	Lukasz PIEC	BMW	S1000RR	C	10	9:04.845	37.880	53.450	2	83.714
12	47	Alan BRYCE	BMW	1000RR	SB	10	9:09.551	42.586	53.311	8	82.997
13	69	Rodney SCOTT	BMW	S1000RR	SB	10	9:13.321	46.356	53.751	5	82.431
14	52	Paul McLEAN	Honda	CBR1000RR	C	10	9:13.701	46.736	53.412	9	82.375
15	16	Scott MURRAY	Yamaha	R1	C	10	9:14.117	47.152	54.415	9	82.313
16	98	Christopher LIDDELL			C	10	9:14.958	47.993	54.058	10	82.188
17	86	Matthew DEVLIN	Suzuki	GSXR1000	C	10	9:15.725	48.760	54.491	10	82.075
18	29	Andrew BUCHANAN	Yamaha	R1	C	10	9:15.839	48.874	54.034	10	82.058
19	28	Paul BOWERBANK	Kawasaki	ZX10R	SB	10	9:18.369	51.404	54.397	3	81.686
20	100	Laura NUTTALL	BMW	S1000RR	C	9	8:34.315	1 Lap	55.631	7	79.815
21	14	James CRAWFORD	Kawaskai	ZX10R	C	9	8:49.464	1 Lap	56.878	2	77.531

### Not classified

DNF	22	Steven WATSON	BMW	S1000RR	SB	6	5:39.329	DNF	51.841	5	80.649
DNF	64	Martin HENDERSON	BMW	S1000RR	C	5	4:44.884	DNF	54.919	3	80.052
DNF	17	Gordon MacDONALD	Suzuki	GSXR1000	C	3	2:46.686	DNF	53.700	2	82.090
DNS	71	Gavin JONES	Yamaha	R1	C			DNS		0	-
DNS	67	Des BURNS	Kawasaki	ZX10R	C			DNS		0	-
DNS	37	Steven PATTERSON	Kawasaki	ZX10R	C			DNS		0	-
DNS	155	Bryan GILLIS	BMW	S1000RR	C			DNS		0	-
DNS	26	Steven MacINTYRE	Suzuki	GSXR1000	C			DNS		0	-
DNS	151	Callum JACKSON	Suzuki	GSXR1000	C			DNS		0	-
DNS	56	Andy GROVES	BMW	S1000RR	SB			DNS		0	-
DNS	19	Nic BOYES	Ducati	848	SB			DNS		0	-

### Announcements

New Track Record (49.728) for KMSC Superbikes by Greg GILFILLAN.  
 Bike No.72 - Racetime includes 1 second time penalty - Overtaking under yellow flags.  
 17:05 AMENDED RESULT - Penalty applied to Bike No.72 rescinded.

Margin of Victory	Avg. Speed	Best Lap Tm	Best Speed	Best Lap by
0.309	89.969	49.728	91.721	94 - Greg GILFILLAN

Clerk of the Course.

Orbits

Sig : Time :  
 Chief Timekeeper : Ian Sharp (SMART Timing)

Results available at [www.speedhive.com](http://www.speedhive.com) and [www.smart-timing.co.uk](http://www.smart-timing.co.uk)

Printed: 02/09/2018 17:06:21



## KMSC National Motorcycle Racing

KMSC Superbikes &amp; KMSC Clubman

Knockhill 1.267 miles

Race 32 - 3rd Race - AMENDED RESULT

02/09/2018 16:50

Race (10 Laps) started at 16:34:51

Lap	Time of Day	Lap Tm	S1	S2	S3	S3Spd	SFSpd	Lap	Time of Day	Lap Tm	S1	S2	S3	S3Spd	SFSpd
<b>(1) Bruce BIRNIE</b>															
1	16:35:45.275				14.436	140.687	133.150	1	16:35:47.063			20.003	15.050	131.842	128.068
2	16:36:35.565	<b>50.290</b>			14.307	143.087	134.754	2	16:36:39.204	<b>52.141</b>	17.510	19.933	14.698	<b>135.845</b>	<b>131.070</b>
3	16:37:25.818	<b>50.253</b>					132.624	3	16:37:30.724	<b>51.520</b>	17.085	19.750	14.685	135.845	129.802
4	16:38:16.692	<b>50.874</b>			14.674	135.845	<b>136.954</b>	4	16:38:22.268	<b>51.544</b>	17.153	19.706	14.685	135.025	129.551
5	16:39:07.308	<b>50.616</b>			14.525	<b>143.699</b>	135.298	5	16:39:14.274	<b>52.006</b>	17.283	19.964	14.759	134.215	130.306
6	16:39:57.480	<b>50.172</b>			14.483	141.279	133.680	6	16:40:05.727	<b>51.453</b>	<b>17.034</b>	19.680	14.739	134.754	127.581
7	16:40:47.655	<b>50.175</b>			14.442	140.099	133.415	7	16:40:57.483	<b>51.756</b>	17.205	19.665	14.886	134.215	129.802
8	16:41:38.089	<b>50.434</b>			14.196	140.687	134.754	8	16:41:49.078	<b>51.595</b>	17.166	19.654	14.775	135.298	129.302
9	16:42:28.191	<b>50.102</b>			14.667	140.982	133.680	9	16:42:40.643	<b>51.565</b>	17.129	19.901	<b>14.535</b>	134.484	130.053
10	16:43:18.041	<b>49.850</b>			14.384	140.687	133.680	10	16:43:32.039	<b>51.396</b>	17.221	<b>19.567</b>	14.608	135.298	122.683
<b>(72) Sean GILFILLAN</b>															
1	16:35:44.795			19.345	14.466	135.845	130.306	<b>(45) Ewan GRAY</b>							
2	16:36:35.225	<b>50.430</b>	16.788	19.312	14.330	138.366	132.362	1	16:35:51.162			20.702	15.364	134.484	129.802
3	16:37:26.039	<b>50.814</b>	16.827	19.295	14.692	<b>139.517</b>	129.802	2	16:36:43.489	<b>52.327</b>	17.311	19.914	15.102	136.675	127.339
4	16:38:16.421	<b>50.382</b>	16.703	19.147	14.532	137.516	129.302	3	16:37:36.044	<b>52.555</b>	17.856	19.892	14.807	134.484	<b>132.102</b>
5	16:39:07.056	<b>50.635</b>	17.302	<b>18.896</b>	14.437	137.798	130.560	4	16:38:27.228	<b>51.184</b>	17.188	19.428	14.568	<b>138.652</b>	131.584
6	16:39:57.120	<b>50.064</b>	<b>16.681</b>	19.177	<b>14.206</b>	137.798	<b>133.415</b>	5	16:39:19.294	<b>52.066</b>	17.514	19.874	14.678	136.954	132.102
7	16:40:47.553	<b>50.433</b>	16.904	19.047	14.482	137.234	128.313	6	16:40:11.060	<b>51.766</b>	17.018	19.347	15.401	124.735	130.306
8	16:41:37.769	<b>50.216</b>	16.819	19.049	14.348	135.845	129.802	7	16:41:02.217	<b>51.157</b>	17.182	19.340	14.635	135.845	130.560
9	16:42:28.170	<b>50.401</b>			14.721	138.366	130.560	8	16:41:53.282	<b>51.065</b>	17.090	19.495	14.480	135.571	130.814
10	16:43:18.350	<b>50.180</b>			14.457	139.517	129.302	9	16:42:43.977	<b>50.695</b>	<b>16.894</b>	<b>19.338</b>	<b>14.463</b>	137.234	131.842
<b>(34) John DEAN</b>															
1	16:35:44.494			19.275	14.419	140.099	132.102	<b>(18) Clint WALKER</b>							
2	16:36:35.098	<b>50.604</b>	16.930	19.344	14.330	139.808	132.102	1	16:35:48.349			20.354	15.297	<b>131.070</b>	126.857
3	16:37:25.825	<b>50.727</b>	16.832	19.311	14.584	139.808	<b>133.415</b>	2	16:36:41.534	<b>53.185</b>	17.569	20.449	15.167	128.313	<b>130.053</b>
4	16:38:16.222	<b>50.397</b>	16.720	19.197	14.480	140.099	131.584	3	16:37:34.218	<b>52.684</b>	<b>17.478</b>	<b>20.107</b>	<b>15.099</b>	131.070	125.435
5	16:39:06.713	<b>50.491</b>	16.982	19.211	14.298	140.099	132.362	4	16:38:27.055	<b>52.837</b>	17.527	20.187	15.123	128.805	127.824
6	16:39:57.003	<b>50.290</b>	16.814	19.194	<b>14.282</b>	140.099	132.362	5	16:39:20.416	<b>53.361</b>	17.579	20.375	15.407	122.236	124.735
7	16:40:47.573	<b>50.570</b>	16.746	19.191	14.633	138.652	130.560	6	16:40:14.002	<b>53.586</b>	17.954	20.206	15.426	130.306	122.908
8	16:41:38.649	<b>51.076</b>	17.388	19.342	14.346	141.279	132.362	7	16:41:07.846	<b>53.844</b>	17.936	20.572	15.336	123.815	124.968
9	16:42:29.004	<b>50.355</b>	<b>16.683</b>	19.154	14.518	141.877	131.584	8	16:42:01.688	<b>53.842</b>	17.954	20.544	15.344	124.044	124.044
10	16:43:19.195	<b>50.191</b>	16.715	<b>19.089</b>	14.387	<b>142.479</b>	129.802	9	16:42:55.496	<b>53.808</b>	17.842	20.654	15.312	125.905	125.435
<b>(94) Greg GILFILLAN</b>															
1	16:35:45.745			19.494	14.683	138.939	131.326	<b>(30) Alan RENNIE</b>							
2	16:36:35.887	<b>50.142</b>	16.684	19.095	14.363	138.652	132.624	1	16:35:49.071			20.649	15.342	<b>135.025</b>	126.618
3	16:37:26.248	<b>50.361</b>	16.613	19.259	14.489	139.227	132.624	2	16:36:42.746	<b>53.675</b>	<b>17.845</b>	20.379	15.451	131.842	126.380
4	16:38:16.604	<b>50.356</b>	16.860	19.147	14.349	139.517	133.150	3	16:37:36.539	<b>53.793</b>	17.970	20.447	15.376	132.624	<b>127.581</b>
5	16:39:08.578	<b>51.974</b>	18.656	18.997	14.321	139.517	132.102	4	16:38:30.066	<b>53.527</b>	17.850	20.355	15.322	132.624	126.857
6	16:39:58.306	<b>49.728</b>	<b>16.589</b>	<b>18.798</b>	14.341	138.652	131.842	5	16:39:23.896	<b>53.830</b>	18.053	20.473	<b>15.304</b>	131.326	127.098
7	16:40:48.225	<b>49.919</b>	16.590	18.904	14.425	139.517	132.886	6	16:40:17.677	<b>53.781</b>	17.903	20.387	15.491	132.102	126.142
8	16:41:38.714	<b>50.489</b>	16.963	19.359	<b>14.167</b>	141.279	<b>133.415</b>	7	16:41:11.468	<b>53.791</b>	17.989	20.394	15.408	129.802	126.857
9	16:42:29.156	<b>50.442</b>	16.757	19.175	14.510	<b>142.782</b>	131.584	8	16:42:05.159	<b>53.691</b>	17.882	20.344	15.465	129.053	126.618
10	16:43:19.379	<b>50.223</b>	16.687	19.260	14.276	136.675	132.362	9	16:42:58.817	<b>53.658</b>	17.871	<b>20.258</b>	15.529	131.326	125.905
<b>(99) Callum GRIGOR</b>															
1	16:35:45.715			19.498	14.941	<b>138.652</b>	127.339	<b>(41) Lukasz PIEC</b>							
2	16:36:36.957	<b>51.242</b>	17.236	19.394	14.612	138.366	130.560	1	16:35:49.071			20.914	15.296	132.624	129.802
3	16:37:28.060	<b>51.103</b>	17.046	19.416	14.641	137.516	128.559	2	16:36:42.980	<b>53.450</b>	17.901	<b>20.341</b>	15.208	134.215	130.053
4	16:38:19.203	<b>51.143</b>	17.222	19.409	<b>14.512</b>	137.798	129.302	3	16:37:37.250	<b>54.270</b>	18.596	20.501	<b>15.173</b>	134.484	<b>130.560</b>
5	16:39:10.312	<b>51.109</b>	17.196	<b>19.328</b>	14.585	137.516	130.306	4	16:38:31.094	<b>53.844</b>	17.958	20.586	15.300	<b>134.754</b>	127.581
6	16:40:01.580	<b>51.268</b>	17.046	19.511	14.711	137.234	<b>131.070</b>	5	16:39:24.620	<b>53.526</b>	<b>17.817</b>	20.460	15.249	133.415	127.098
7	16:40:52.914	<b>51.334</b>	17.014	19.687	14.633	136.954	130.814	6	16:40:18.741	<b>54.121</b>	18.127	20.517	15.477	134.215	127.581
8	16:41:44.424	<b>51.510</b>	<b>16.982</b>	19.620	14.908	137.234	127.824	7	16:41:12.981	<b>54.240</b>	18.159	20.738	15.343	134.215	130.306
9	16:42:35.652	<b>51.228</b>	17.062	19.505	14.661	136.675	129.551	8	16:42:07.093	<b>54.112</b>	17.903	20.534	15.675	133.150	127.824
10	16:43:26.904	<b>51.252</b>	17.121	19.541	14.590	137.516	130.814	9	16:43:01.422	<b>54.329</b>	18.196	20.634	15.499	132.362	129.053
<b>(55) Donald MacFADYEN</b>															
1	16:35:46.936			19.917	14.780	137.516	129.802	<b>(47) Alan BRYCE</b>							
2	16:36:38.665	<b>51.729</b>	17.244	19.751	14.734	137.798	130.560	1	16:35:51.809			21.416	15.444	128.805	127.824
3	16:37:30.323	<b>51.658</b>	17.162	19.617	14.879	136.121	128.559	2	16:36:46.737	<b>54.928</b>	18.602	20.776	15.550	125.670	128.313
4	16:38:21.661	<b>51.338</b>	<b>17.037</b>	19.637	14.664	136.398	130.306	3	16:37:41.161	<b>54.424</b>	18.044	20.897	15.483	129.053	127.339
5	16:39:12.894	<b>51.233</b>	17.144	<b>19.507</b>	<b>14.582</b>	137.516	130.560	4	16:38:36.253	<b>55.092</b>	18.737	20.901	15.454	<b>129.802</b>	128.068
6	16:40:04.611	<b>51.717</b>	17.230	19.786	14.701	135.298	128.313	5	16:39:31.752	<b>55.499</b>	18.607	21.380	15.512	119.409	<b>128.559</b>
7	16:40:56.186	<b>51.575</b>	17.129	19.713	14.733	136.954	<b>130.814</b>	6	16:40:25.728	<b>53.976</b>					

## KMSC National Motorcycle Racing

KMSC Superbikes & KMSC Clubman

Knockhill 1.267 miles

Race 32 - 3rd Race - AMENDED RESULT

02/09/2018 16:50

Race (10 Laps) started at 16:34:51

Lap	Time of Day	Lap Tm	S1	S2	S3	S3Spd	SFSpd	Lap	Time of Day	Lap Tm	S1	S2	S3	S3Spd	SFSpd
3	16:37:40.850	<b>55.707</b>	17.760	<b>20.466</b>	17.481	128.068	119.835	5	16:39:33.188	<b>55.185</b>	18.052	21.025	16.108	<b>125.905</b>	<b>120.265</b>
4	16:38:35.292	<b>54.442</b>	18.149	20.983	15.310	<b>132.362</b>	125.670	6	16:40:28.573	<b>55.385</b>	18.412	21.090	15.883	125.670	119.409
5	16:39:29.043	<b>53.751</b>	17.988	20.588	<b>15.175</b>	128.313	<b>128.805</b>	7	16:41:23.803	<b>55.230</b>	18.322	20.961	15.947	125.905	118.565
6	16:40:23.453	<b>54.410</b>	17.997	20.714	15.699	130.053	124.968	8	16:42:18.929	<b>55.126</b>	18.334	20.830	15.962	125.905	117.526
7	16:41:17.914	<b>54.461</b>	18.049	20.770	15.642	125.435	127.339	9	16:43:14.025	<b>55.096</b>	18.273	20.882	15.941	125.670	117.733
8	16:42:12.278	<b>54.364</b>	18.131	21.036	15.197	128.313	127.581	10	16:44:09.445	<b>55.420</b>	18.472	20.893	16.055	124.735	116.912
9	16:43:10.501	<b>58.223</b>	<b>17.699</b>	20.578	19.946	115.903	123.815	<b>(100) Laura NUTTALL</b>							
10	16:44:04.397	<b>53.896</b>	17.974	20.630	15.292	130.306	128.805	1	16:35:54.870			22.791	16.406	122.236	129.302
<b>(52) Paul McLEAN</b>								2	16:36:51.391	<b>56.521</b>	19.003	21.391	16.127	120.915	125.670
1	16:35:54.656			22.524	16.186	125.905	122.236	3	16:37:47.867	<b>56.476</b>	18.952	21.510	16.014	117.321	125.201
2	16:36:49.805	<b>55.149</b>	18.712	20.793	15.644	131.070	126.618	4	16:38:44.566	<b>56.699</b>	19.411	21.570	15.718	122.236	128.805
3	16:37:43.519	<b>53.714</b>	<b>17.773</b>	20.593	15.348	130.560	124.504	5	16:39:41.484	<b>56.918</b>	18.938	21.915	16.065	115.504	124.504
4	16:38:38.334	<b>54.815</b>	18.303	20.709	15.803	<b>134.754</b>	121.792	6	16:40:37.809	<b>56.325</b>	18.924	21.442	15.959	121.352	<b>129.551</b>
5	16:39:32.906	<b>54.572</b>	18.149	20.678	15.745	132.362	123.815	7	16:41:33.440	<b>55.631</b>	18.681	21.365	<b>15.585</b>	122.236	126.618
6	16:40:27.411	<b>54.505</b>	18.290	20.694	15.521	133.947	<b>127.339</b>	8	16:42:29.121	<b>55.681</b>	<b>18.515</b>	<b>21.227</b>	15.939	<b>125.435</b>	125.670
7	16:41:22.230	<b>54.819</b>	18.673	20.824	<b>15.322</b>	132.624	124.504	9	16:43:25.391	<b>56.270</b>	18.835	21.486	15.949	120.915	125.905
8	16:42:17.130	<b>54.900</b>	18.279	20.785	15.836	133.680	122.014	<b>(14) James CRAWFORD</b>							
9	16:43:10.542	<b>53.412</b>	17.806	<b>20.243</b>	15.363	133.947	127.098	1	16:35:55.876			23.279	16.229	125.435	<b>122.459</b>
10	16:44:04.777	<b>54.235</b>	18.315	20.440	15.480	134.484	124.735	2	16:36:52.754	<b>56.878</b>	<b>18.930</b>	21.847	<b>16.101</b>	125.435	120.480
<b>(16) Scott MURRAY</b>								3	16:37:49.854	<b>57.100</b>	19.151	<b>21.678</b>	16.271	<b>125.905</b>	120.697
1	16:35:51.213				15.449	<b>135.025</b>	124.044	4	16:38:48.614	<b>58.760</b>	19.486	22.629	16.645	122.236	121.133
2	16:36:46.273	<b>55.060</b>			<b>15.418</b>	133.150	124.504	5	16:39:47.128	<b>58.514</b>	19.231	22.761	16.522	121.133	121.133
3	16:37:40.883	<b>54.610</b>			15.480	132.886	122.459	6	16:40:45.332	<b>58.204</b>	19.291	22.272	16.641	123.815	119.621
4	16:38:36.836	<b>55.303</b>			15.534	132.102	123.587	7	16:41:45.019	<b>59.687</b>	19.594	23.374	16.719	119.409	121.133
5	16:39:31.505	<b>55.319</b>			15.504	128.805	122.908	8	16:42:42.641	<b>57.622</b>	19.149	22.207	16.266	123.815	120.480
6	16:40:26.781	<b>55.276</b>			15.657	130.053	124.273	9	16:43:40.540	<b>57.899</b>	19.488	21.743	16.668	122.683	121.352
7	16:41:21.479	<b>54.698</b>			15.576	130.814	122.683	<b>(22) Steven WATSON</b>							
8	16:42:16.089	<b>54.610</b>			15.421	130.053	124.504	1	16:35:48.703			20.398	15.423	135.845	127.824
9	16:43:10.504	<b>54.415</b>			15.620	131.070	122.236	2	16:36:41.466	<b>52.763</b>	17.560	20.134	15.069	135.025	126.618
10	16:44:05.193	<b>54.689</b>			15.450	133.150	<b>126.380</b>	3	16:37:34.327	<b>52.861</b>	17.885	20.005	14.971	<b>136.398</b>	<b>128.068</b>
<b>(98) Christopher LIDDELL</b>								4	16:38:26.751	<b>52.424</b>	17.650	20.042	<b>14.732</b>	136.398	127.824
1	16:35:51.117			21.080	16.388	127.581	125.435	5	16:39:18.592	<b>51.841</b>	17.354	19.710	14.777	134.215	127.339
2	16:36:46.020	<b>54.903</b>	18.412	20.795	15.696	128.805	127.824	6	16:40:30.405	<b>1:11.813</b>	<b>17.167</b>	<b>19.647</b>	34.999	113.549	21.433
3	16:37:41.565	<b>55.545</b>	18.234	21.219	16.092	126.380	126.857	<b>(64) Martin HENDERSON</b>							
4	16:38:36.836	<b>55.271</b>	18.761	20.717	15.793	130.306	<b>128.805</b>	1	16:35:54.581			22.505	15.945	124.273	119.835
5	16:39:32.211	<b>55.375</b>	18.364	21.111	15.900	124.735	128.313	2	16:36:49.985	<b>55.404</b>	18.456	<b>20.774</b>	16.174	126.618	<b>122.908</b>
6	16:40:27.312	<b>55.101</b>	18.397	20.863	15.841	129.802	126.142	3	16:37:44.904	<b>54.919</b>	<b>18.286</b>	20.859	15.774	125.670	121.352
7	16:41:22.423	<b>55.111</b>	18.505	20.953	15.653	131.326	128.068	4	16:38:40.986	<b>56.082</b>	19.190	21.037	15.855	127.339	122.014
8	16:42:17.632	<b>55.209</b>	18.599	20.947	15.663	131.584	127.824	5	16:39:35.960	<b>54.974</b>	18.473	20.790	<b>15.711</b>	125.670	120.265
9	16:43:11.976	<b>54.344</b>	18.106	20.679	15.559	131.584	128.805	<b>(17) Gordon MacDONALD</b>							
10	16:44:06.034	<b>54.058</b>	<b>18.009</b>	<b>20.556</b>	<b>15.493</b>	<b>132.102</b>	126.857	1	16:35:50.347			20.936	15.579	131.584	129.802
<b>(86) Matthew DEVLIN</b>								2	16:36:44.047	<b>53.700</b>	17.831	<b>20.514</b>	<b>15.355</b>	131.070	129.551
1	16:35:51.361						126.857	3	16:37:37.762	<b>53.715</b>	<b>17.748</b>	20.559	15.408	<b>132.624</b>	<b>132.102</b>
2	16:36:45.868	<b>54.507</b>	18.405				126.380	<b>(29) Andrew BUCHANAN</b>							
3	16:37:40.420	<b>54.552</b>	<b>17.867</b>				124.968	1	16:35:53.224			22.193	15.812	125.905	126.380
4	16:38:35.957	<b>55.537</b>	18.189				128.313	2	16:36:47.273	<b>54.049</b>	17.982	20.740	15.327	127.581	<b>127.824</b>
5	16:39:30.965	<b>55.008</b>	18.232				124.044	3	16:37:41.642	<b>54.369</b>	<b>17.898</b>	21.053	15.418	130.053	126.142
6	16:40:26.802	<b>55.837</b>	18.462				123.815	4	16:38:37.039	<b>55.397</b>	18.961	20.918	15.518	128.068	125.670
7	16:41:22.003	<b>55.201</b>	18.602				124.273	5	16:39:32.421	<b>55.382</b>	18.441	21.124	15.817	123.587	126.380
8	16:42:17.683	<b>55.680</b>	18.260				122.683	6	16:40:27.645	<b>55.224</b>	18.457	20.892	15.875	129.302	121.792
9	16:43:12.310	<b>54.627</b>	18.437				<b>128.559</b>	7	16:41:23.088	<b>55.443</b>	18.616	21.054	15.773	<b>131.070</b>	122.908
10	16:44:06.801	<b>54.491</b>	18.078				124.504	8	16:42:18.126	<b>55.038</b>	18.333	21.076	15.629	129.551	124.504
<b>(28) Paul BOWERBANK</b>								9	16:43:12.881	<b>54.755</b>	18.271	20.996	15.488	128.313	125.905
1	16:35:53.782			22.141	16.245	124.968	118.985	10	16:44:06.915	<b>54.034</b>	18.051	<b>20.699</b>	<b>15.284</b>	131.070	126.142
2	16:36:48.552	<b>54.770</b>	18.249	20.753	15.768	125.670	118.565	<b>(28) Paul BOWERBANK</b>							
3	16:37:42.949	<b>54.397</b>	<b>18.040</b>	<b>20.629</b>	<b>15.728</b>	124.735	118.775	1	16:35:53.782			22.141	16.245	124.968	118.985
4	16:38:38.003	<b>55.054</b>	18.360	20.949	15.745	125.670	119.196	2	16:36:48.552	<b>54.770</b>	18.249	20.753	15.768	125.670	118.565

Clerk of the Course.

Sig : Time :  
Chief Timekeeper : Ian Sharp (SMART Timing)

Results available at [www.speedhive.com](http://www.speedhive.com) and [www.smart-timing.co.uk](http://www.smart-timing.co.uk)

Orbits



**KMSC National Motorcycle Racing****Lapchart****KMSC Superbikes & KMSC Clubman****Knockhill 1.267 miles****Race 32 - 3rd Race****02/09/2018 16:50****Race (10 Laps) started at 16:34:51**

Competitors	Laps										
	1	2	3	4	5	6	7	8	9	10	
John DEAN (34)	1	34	34	1	34	34	34	72	72	72	1
Sean GILFILLAN (72)	2	72	72	34	72	72	72	34	1	1	72
Bruce BIRNIE (1)	3	1	1	72	94	1	1	1	34	34	34
Callum GRIGOR (99)	4	99	94	94	1	94	94	94	94	94	94
Greg GILFILLAN (94)	5	94	99	99	99	99	99	99	99	99	99
Donald MacFADYEN (55)	6	55	55	55	55	55	55	55	55	55	55
Stewart ROBB (57)	7	57	57	57	57	57	57	57	57	57	57
Clint WALKER (18)	8	18	22	18	22	22	45	45	45	45	45
Steven WATSON (22)	9	22	18	22	18	45	18	18	18	18	18
Alan RENNIE (30)	10	30	30	45	45	18	30	30	30	30	30
Lukasz PIEC (41)	11	41	41	30	30	30	41	41	41	41	41
Gordon MacDONALD (17)	12	17	45	41	41	41	69	69	69	47	47
Rodney SCOTT (69)	13	69	17	17	69	69	47	47	47	69	69
Christopher LIDDELL (98)	14	98	69	86	86	86	16	16	16	16	52
Ewan GRAY (45)	15	45	86	69	16	16	86	86	52	52	16
Scott MURRAY (16)	16	16	98	16	47	47	98	52	98	98	98
Matthew DEVLIN (86)	17	86	16	47	98	98	52	98	86	86	86
Alan BRYCE (47)	18	47	47	98	29	29	29	29	29	29	29
Andrew BUCHANAN (29)	19	29	29	29	28	52	28	28	28	28	28
Paul BOWERBANK (28)	20	28	28	28	52	28	22	100	100	100	
Martin HENDERSON (64)	21	64	52	52	64	64	100	14	14	14	
Paul McLEAN (52)	22	52	64	64	100	100	14				
Laura NUTTALL (100)	23	100	100	100	14	14					
James CRAWFORD (14)	24	14	14	14							
-	25										
-	26										
-	27										
-	28										
-	29										
-	30										
-	31										
-	32										

Clerk of the Course.

Sig : Time :

Chief Timekeeper : Ian Sharp (SMART Timing)

Results available at [www.speedhive.com](http://www.speedhive.com) and [www.smart-timing.co.uk](http://www.smart-timing.co.uk)

Printed: 02/09/2018 16:48:20

Orbits



# Race Results

## KMSC National Motorcycle Racing

Sorted on Laps

KMSC Lightweights

Knockhill 1.267 miles

Race 33 - 3rd Race

02/09/2018 17:10

Race (10 Laps) started at 16:49:21

Pos	No.	Name	Make/Model	CC	Class	Laps	Total Tm	Diff	Best Tm	In Lap	Avg. Speed
1	155	Scott CAMPBELL	Kawasaki	ER6 650	SL	10	9:11.691		54.598	5	82.675
2	21	Grant REID	Kawasaki	ER6	SL	10	9:25.010	13.319	55.660	5	80.726
3	141	Logan TURNER	Suzuki	SV650	SL	10	9:36.515	24.824	56.646	2	79.115
4	74	Christine WATSON	Kawasaki	ER6	SL	10	9:37.425	25.734	56.689	10	78.990
5	24	Craig SHIRLAW	Kawasaki	ER6	SL	10	9:37.749	26.058	57.109	7	78.946
6	47	Joel BAVIDGE	Suzuki	SV650	SL	10	9:45.808	34.117	57.842	5	77.860
7	7	Raymond DUGUID	Yamaha	TRX850	SL	10	9:54.985	43.294	58.673	10	76.659
8	12	Jimmy MUIR	Yamaha	FZR400	SL	9	9:21.753	1 Lap	1:01.458	3	73.075
Not classified											
DNF	99	Scott ROBERTSON	Suzuki	SV650	SL	1	1:00.379	DNF		0	75.541
DNS	31	Torquil PATERSON	Suzuki	SV650	SL			DNF		0	-
DNS	38	Adon DAVIE	Moriwaki	RS125	SL			DNF		0	-
DNS	64	Bruce COBBURN	Suzuki	SV650	SL			DNF		0	-
DNS	77	Steven CRICHTON	Suzuki	SV650	SL			DNF		0	-
DNS	13	Andrew BARTON	Kawasaki	ER650	SL			DNF		0	-
DNS	49	Paul McCLUNG	Kawasaki	ER6	SL			DNF		0	-
DNS	66	Kevin WATRET	Kawasaki	ER6	SL			DNF		0	-
DNS	48	James RUSSELL	Kawasaki	ER6	SL			DNF		0	-
DNS	800	Gordon CLARK	Kawasaki	ER6 650	SL			DNF		0	-

Margin of Victory	Avg. Speed	Best Lap Tm	Best Speed	Best Lap by
13.319	82.675	54.598	83.540	155 - Scott CAMPBELL

Clerk of the Course.

Orbits

Sig : Time :

Chief Timekeeper : Ian Sharp (SMART Timing)

 Results available at [www.speedhive.com](http://www.speedhive.com) and [www.smart-timing.co.uk](http://www.smart-timing.co.uk)

Printed: 02/09/2018 17:03:28



## KMSC National Motorcycle Racing

### KMSC Lightweights

Knockhill 1.267 miles

### Race 33 - 3rd Race

02/09/2018 17:10

### Race (10 Laps) started at 16:49:21

Lap	Time of Day	Lap Tm	S1	S2	S3	S3Spd	SFSpd
<b>(155) Scott CAMPBELL</b>							
1	16:50:17.670			20.873	15.797	114.518	110.193
2	16:51:12.456	<b>54.786</b>	<b>17.921</b>	20.981	15.884	114.323	109.832
3	16:52:07.442	<b>54.986</b>	18.166	21.080	<b>15.740</b>	115.107	110.193
4	16:53:02.275	<b>54.833</b>	18.033	<b>20.872</b>	15.928	114.714	110.012
5	16:53:56.873	<b>54.598</b>			15.740	<b>115.305</b>	110.193
6	16:54:51.602	<b>54.729</b>		20.929	15.772	114.910	110.193
7	16:55:46.600	<b>54.998</b>	18.127	20.975	15.896	114.714	<b>110.374</b>
8	16:56:41.783	<b>55.183</b>	18.091	20.958	16.134	114.714	108.588
9	16:57:37.114	<b>55.331</b>	18.157	21.120	16.054	114.518	110.012
10	16:58:32.726	<b>55.612</b>	18.281	21.095	16.236	114.323	108.413

<b>(21) Grant REID</b>							
1	16:50:20.165			21.916	16.240	115.703	<b>112.220</b>
2	16:51:17.064	<b>56.899</b>	18.815	21.681	16.403	115.703	109.653
3	16:52:13.308	<b>56.244</b>	18.468	21.611	16.165	<b>117.116</b>	110.193
4	16:53:09.698	<b>56.390</b>	18.617	21.483	16.290	116.709	111.105
5	16:54:05.358	<b>55.660</b>	<b>18.405</b>	<b>21.274</b>	15.981	115.903	111.105
6	16:55:01.396	<b>56.038</b>	18.533	21.481	16.024	116.304	111.474
7	16:55:57.397	<b>56.001</b>	18.447	21.420	16.134	117.116	111.290
8	16:56:53.338	<b>55.941</b>	18.583	21.438	<b>15.920</b>	116.304	111.660
9	16:57:49.728	<b>56.390</b>	18.637	21.500	16.253	116.103	111.846
10	16:58:46.045	<b>56.317</b>	18.525	21.620	16.172	115.703	111.846

<b>(141) Logan TURNER</b>							
1	16:50:21.129				16.374	<b>111.105</b>	<b>104.366</b>
2	16:51:17.775	<b>56.646</b>			<b>16.348</b>	110.012	103.242
3	16:52:14.772	<b>56.997</b>			16.490	110.193	103.084
4	16:53:11.928	<b>57.156</b>			16.572	110.374	103.721
5	16:54:08.986	<b>57.058</b>			16.520	109.296	103.561
6	16:55:06.670	<b>57.684</b>			16.715	108.588	102.926
7	16:56:04.250	<b>57.580</b>			16.597	108.413	103.242
8	16:57:03.670	<b>59.420</b>			16.556	101.066	103.402
9	16:58:00.574	<b>56.904</b>			16.577	108.413	103.084
10	16:58:57.550	<b>56.976</b>			16.551	107.890	103.242

<b>(74) Christine WATSON</b>							
1	16:50:22.957				16.500	112.033	107.717
2	16:51:21.152	<b>58.195</b>	19.635	21.877	16.683	112.220	107.372
3	16:52:18.962	<b>57.810</b>	19.605	21.653	16.552	113.549	108.238
4	16:53:16.328	<b>57.366</b>			16.515	112.408	107.201
5	16:54:13.677	<b>57.349</b>			16.322	111.846	107.030
6	16:55:10.422	<b>56.745</b>			<b>16.293</b>	112.408	107.030
7	16:56:07.602	<b>57.180</b>	<b>18.700</b>	<b>21.609</b>	16.871	112.408	107.030
8	16:57:04.390	<b>56.788</b>			16.401	<b>113.935</b>	<b>108.413</b>
9	16:58:01.771	<b>57.381</b>			16.709	112.033	106.859
10	16:58:58.460	<b>56.689</b>			16.407	113.549	107.201

<b>(24) Craig SHIRLAW</b>							
1	16:50:21.779			21.968	16.502	<b>111.474</b>	<b>105.184</b>
2	16:51:20.304	<b>58.525</b>	19.759	22.207	16.559	110.193	104.529
3	16:52:17.630	<b>57.326</b>	18.951	21.717	16.658	110.556	104.529
4	16:53:15.043	<b>57.413</b>	18.869	21.789	16.755	110.374	104.529
5	16:54:12.254	<b>57.211</b>	18.950	21.780	<b>16.481</b>	110.556	104.204
6	16:55:09.647	<b>57.393</b>	18.904	21.825	16.664	110.556	104.043
7	16:56:06.756	<b>57.109</b>	18.898	<b>21.617</b>	16.594	110.922	104.204
8	16:57:04.096	<b>57.340</b>	<b>18.821</b>	21.771	16.748	109.653	104.529
9	16:58:01.384	<b>57.288</b>			16.619	110.374	104.043
10	16:58:58.784	<b>57.400</b>		21.702	16.919	110.374	104.856

<b>(47) Joel BAVIDGE</b>							
1	16:50:22.318			22.088	<b>16.736</b>		<b>103.084</b>
2	16:51:20.884	<b>58.566</b>	19.605	22.002	16.959	106.520	102.926
3	16:52:18.850	<b>57.966</b>	19.364	<b>21.660</b>	16.942	<b>107.890</b>	101.066
4	16:53:17.005	<b>58.155</b>	19.703				102.611
5	16:54:14.847	<b>57.842</b>	19.269	21.815	16.758		101.218
6	16:55:12.894	<b>58.047</b>	<b>19.210</b>				100.310
7	16:56:11.038	<b>58.144</b>	19.300	22.062	16.782		101.066
8	16:57:09.427	<b>58.389</b>	19.214	22.237	16.938	107.201	101.987
9	16:58:08.177	<b>58.750</b>	19.473				100.914
10	16:59:06.843	<b>58.666</b>	19.382	22.327	16.957	107.030	101.371

(7) Raymond DUGUID

Lap	Time of Day	Lap Tm	S1	S2	S3	S3Spd	SFSpd
1	16:50:23.869			22.780	17.093	<b>110.012</b>	<b>104.043</b>
2	16:51:23.336	<b>59.467</b>	20.257	22.505	<b>16.705</b>	107.890	103.561
3	16:52:22.757	<b>59.421</b>	19.961	22.600	16.860	108.238	103.402
4	16:53:22.382	<b>59.625</b>	19.952	22.677	16.996	107.372	102.926
5	16:54:21.718	<b>59.336</b>	19.854	22.437	17.045	108.941	102.298
6	16:55:20.855	<b>59.137</b>	19.666	22.578	16.893	106.015	102.298
7	16:56:19.541	<b>58.686</b>	19.667	22.254	16.765	107.544	102.142
8	16:57:18.315	<b>58.774</b>	<b>19.604</b>	22.400	16.770	108.238	103.561
9	16:58:17.347	<b>59.032</b>	19.761	22.539	16.732	106.351	103.721
10	16:59:16.020	<b>58.673</b>	19.729	<b>22.159</b>	16.785	107.030	104.043

<b>(12) Jimmy MUIR</b>							
1	16:50:25.791			<b>23.003</b>	<b>17.502</b>	<b>105.515</b>	<b>100.161</b>
2	16:51:27.535	<b>1:01.744</b>	20.561	23.636	17.547	104.692	98.979
3	16:52:28.993	<b>1:01.458</b>	20.418	23.519	17.521	100.460	99.863
4	16:53:30.654	<b>1:01.661</b>	<b>20.357</b>	23.569	17.735	101.066	96.697
5	16:54:33.643	<b>1:02.989</b>	20.806	23.995	18.188	99.419	96.697
6	16:55:36.155	<b>1:02.512</b>	20.595	23.900	18.017	100.914	95.459
7	16:56:38.184	<b>1:02.029</b>	20.663	23.452	17.914	101.832	95.053
8	16:57:40.689	<b>1:02.505</b>	20.821	23.796	17.888	98.543	96.558
9	16:58:42.788	<b>1:02.099</b>	20.373	23.797	17.929	98.833	95.868

<b>(99) Scott ROBERTSON</b>							
1	16:50:21.414				<b>21.998</b>	<b>16.872</b>	<b>106.351</b>
							<b>101.987</b>

Clerk of the Course.

Sig : Time :

Chief Timekeeper : Ian Sharp (SMART Timing)

 Results available at [www.speedhive.com](http://www.speedhive.com) and [www.smart-timing.co.uk](http://www.smart-timing.co.uk)

Printed: 02/09/2018 17:03:59

Orbits





# Race Results

## KMSC National Motorcycle Racing

## Lapchart

KMSC Lightweights

Knockhill 1.267 miles

Race 33 - 3rd Race

02/09/2018 17:10

Race (10 Laps) started at 16:49:21

Competitors	Laps										
	1	2	3	4	5	6	7	8	9	10	
Scott CAMPBELL (155)	1	155	155	155	155	155	155	155	155	155	155
Grant REID (21)	2	21	21	21	21	21	21	21	21	21	21
Logan TURNER (141)	3	141	141	141	141	141	141	141	141	141	141
Scott ROBERTSON (99)	4	99	24	24	24	24	24	24	24	24	74
Craig SHIRLAW (24)	5	24	47	47	74	74	74	74	74	74	24
Joel BAVIDGE (47)	6	47	74	74	47	47	47	47	47	47	47
Christine WATSON (74)	7	74	7	7	7	7	7	7	7	7	7
Raymond DUGUID (7)	8	7	12	12	12	12	12	12	12	12	
Jimmy MUIR (12)	9	12									
-	10										
-	11										
-	12										
-	13										
-	14										
-	15										
-	16										
-	17										
-	18										

Clerk of the Course.

Orbits

Sig : Time :  
Chief Timekeeper : Ian Sharp (SMART Timing)

Results available at [www.speedhive.com](http://www.speedhive.com) and [www.smart-timing.co.uk](http://www.smart-timing.co.uk)

Printed: 02/09/2018 17:04:55





# Race Results

## KMSC National Motorcycle Racing

Sorted on Laps

KMSC Superbikes & KMSC Clubman

Knockhill 1.267 miles

Race 32 - 3rd Race - AMENDED RESULT

02/09/2018 16:50

Race (10 Laps) started at 16:34:51

Pos	No.	Name	Make/Model	CC	Class	Laps	Total Tm	Diff	Best Tm	In Lap	Avg. Speed
1	1	Bruce BIRNIE	BMW	S1000RR	SB	10	8:26.965		49.850	10	89.969
2	72	Sean GILFILLAN	BMW	S1000RR	SB	10	8:27.274	0.309	50.064	6	89.914
3	34	John DEAN	BMW	S1000RR	SB	10	8:28.119	1.154	50.191	10	89.764
4	94	Greg GILFILLAN	BMW	S1000RR	SB	10	8:28.303	1.338	49.728	6	89.732
5	99	Callum GRIGOR	Kawasaki	ZX10RR	SB	10	8:35.828	8.863	51.103	3	88.423
6	55	Donald MacFADYEN	BMW	S1000RR	SB	10	8:40.663	13.698	51.233	5	87.602
7	57	Stewart ROBB	Kawasaki	ZX10R	SB	10	8:40.963	13.998	51.396	10	87.551
8	45	Ewan GRAY	Kawasaki	ZX10R	SB	10	8:44.356	17.391	50.695	9	86.985
9	18	Clint WALKER	BMW	S1000RR	C	10	8:58.600	31.635	52.684	3	84.684
10	30	Alan RENNIE	Honda	Fireblade	C	10	9:01.564	34.599	53.527	4	84.221
11	41	Lukasz PIEC	BMW	S1000RR	C	10	9:04.845	37.880	53.450	2	83.714
12	47	Alan BRYCE	BMW	1000RR	SB	10	9:09.551	42.586	53.311	8	82.997
13	69	Rodney SCOTT	BMW	S1000RR	SB	10	9:13.321	46.356	53.751	5	82.431
14	52	Paul McLEAN	Honda	CBR1000RR	C	10	9:13.701	46.736	53.412	9	82.375
15	16	Scott MURRAY	Yamaha	R1	C	10	9:14.117	47.152	54.415	9	82.313
16	98	Christopher LIDDELL			C	10	9:14.958	47.993	54.058	10	82.188
17	86	Matthew DEVLIN	Suzuki	GSXR1000	C	10	9:15.725	48.760	54.491	10	82.075
18	29	Andrew BUCHANAN	Yamaha	R1	C	10	9:15.839	48.874	54.034	10	82.058
19	28	Paul BOWERBANK	Kawasaki	ZX10R	SB	10	9:18.369	51.404	54.397	3	81.686
20	100	Laura NUTTALL	BMW	S1000RR	C	9	8:34.315	1 Lap	55.631	7	79.815
21	14	James CRAWFORD	Kawaskai	ZX10R	C	9	8:49.464	1 Lap	56.878	2	77.531

### Not classified

DNF	22	Steven WATSON	BMW	S1000RR	SB	6	5:39.329	DNF	51.841	5	80.649
DNF	64	Martin HENDERSON	BMW	S1000RR	C	5	4:44.884	DNF	54.919	3	80.052
DNF	17	Gordon MacDONALD	Suzuki	GSXR1000	C	3	2:46.686	DNF	53.700	2	82.090
DNS	71	Gavin JONES	Yamaha	R1	C			DNS		0	-
DNS	67	Des BURNS	Kawasaki	ZX10R	C			DNS		0	-
DNS	37	Steven PATTERSON	Kawasaki	ZX10R	C			DNS		0	-
DNS	155	Bryan GILLIS	BMW	S1000RR	C			DNS		0	-
DNS	26	Steven MacINTYRE	Suzuki	GSXR1000	C			DNS		0	-
DNS	151	Callum JACKSON	Suzuki	GSXR1000	C			DNS		0	-
DNS	56	Andy GROVES	BMW	S1000RR	SB			DNS		0	-
DNS	19	Nic BOYES	Ducati	848	SB			DNS		0	-

### Announcements

New Track Record (49.728) for KMSC Superbikes by Greg GILFILLAN.  
 Bike No.72 - Racetime includes 1 second time penalty - Overtaking under yellow flags.  
 17:05 AMENDED RESULT - Penalty applied to Bike No.72 rescinded.

Margin of Victory	Avg. Speed	Best Lap Tm	Best Speed	Best Lap by
0.309	89.969	49.728	91.721	94 - Greg GILFILLAN

Clerk of the Course.

Orbits

Sig : Time :  
 Chief Timekeeper : Ian Sharp (SMART Timing)

Results available at [www.speedhive.com](http://www.speedhive.com) and [www.smart-timing.co.uk](http://www.smart-timing.co.uk)

Printed: 02/09/2018 17:06:21



## KMSC National Motorcycle Racing

KMSC Superbikes &amp; KMSC Clubman

Knockhill 1.267 miles

Race 32 - 3rd Race - AMENDED RESULT

02/09/2018 16:50

Race (10 Laps) started at 16:34:51

Lap	Time of Day	Lap Tm	S1	S2	S3	S3Spd	SFSpd	Lap	Time of Day	Lap Tm	S1	S2	S3	S3Spd	SFSpd
<b>(1) Bruce BIRNIE</b>															
1	16:35:45.275				14.436	140.687	133.150	1	16:35:47.063			20.003	15.050	131.842	128.068
2	16:36:35.565	<b>50.290</b>			14.307	143.087	134.754	2	16:36:39.204	<b>52.141</b>	17.510	19.933	14.698	<b>135.845</b>	<b>131.070</b>
3	16:37:25.818	<b>50.253</b>					132.624	3	16:37:30.724	<b>51.520</b>	17.085	19.750	14.685	135.845	129.802
4	16:38:16.692	<b>50.874</b>			14.674	135.845	<b>136.954</b>	4	16:38:22.268	<b>51.544</b>	17.153	19.706	14.685	135.025	129.551
5	16:39:07.308	<b>50.616</b>			14.525	<b>143.699</b>	135.298	5	16:39:14.274	<b>52.006</b>	17.283	19.964	14.759	134.215	130.306
6	16:39:57.480	<b>50.172</b>			14.483	141.279	133.680	6	16:40:05.727	<b>51.453</b>	<b>17.034</b>	19.680	14.739	134.754	127.581
7	16:40:47.655	<b>50.175</b>			14.442	140.099	133.415	7	16:40:57.483	<b>51.756</b>	17.205	19.665	14.886	134.215	129.802
8	16:41:38.089	<b>50.434</b>			14.196	140.687	134.754	8	16:41:49.078	<b>51.595</b>	17.166	19.654	14.775	135.298	129.302
9	16:42:28.191	<b>50.102</b>			14.667	140.982	133.680	9	16:42:40.643	<b>51.565</b>	17.129	19.901	<b>14.535</b>	134.484	130.053
10	16:43:18.041	<b>49.850</b>			14.384	140.687	133.680	10	16:43:32.039	<b>51.396</b>	17.221	<b>19.567</b>	14.608	135.298	122.683
<b>(72) Sean GILFILLAN</b>															
1	16:35:44.795			19.345	14.466	135.845	130.306	<b>(45) Ewan GRAY</b>							
2	16:36:35.225	<b>50.430</b>	16.788	19.312	14.330	138.366	132.362	1	16:35:51.162			20.702	15.364	134.484	129.802
3	16:37:26.039	<b>50.814</b>	16.827	19.295	14.692	<b>139.517</b>	129.802	2	16:36:43.489	<b>52.327</b>	17.311	19.914	15.102	136.675	127.339
4	16:38:16.421	<b>50.382</b>	16.703	19.147	14.532	137.516	129.302	3	16:37:36.044	<b>52.555</b>	17.856	19.892	14.807	134.484	<b>132.102</b>
5	16:39:07.056	<b>50.635</b>	17.302	<b>18.896</b>	14.437	137.798	130.560	4	16:38:27.228	<b>51.184</b>	17.188	19.428	14.568	<b>138.652</b>	131.584
6	16:39:57.120	<b>50.064</b>	<b>16.681</b>	19.177	<b>14.206</b>	<b>137.798</b>	<b>133.415</b>	5	16:39:19.294	<b>52.066</b>	17.514	19.874	14.678	136.954	132.102
7	16:40:47.553	<b>50.433</b>	16.904	19.047	14.482	137.234	128.313	6	16:40:11.060	<b>51.766</b>	17.018	19.347	15.401	124.735	130.306
8	16:41:37.769	<b>50.216</b>	16.819	19.049	14.348	135.845	129.802	7	16:41:02.217	<b>51.157</b>	17.182	19.340	14.635	135.845	130.560
9	16:42:28.170	<b>50.401</b>			14.721	138.366	130.560	8	16:41:53.282	<b>51.065</b>	17.090	19.495	14.480	135.571	130.814
10	16:43:18.350	<b>50.180</b>			14.457	139.517	129.302	9	16:42:43.977	<b>50.695</b>	<b>16.894</b>	<b>19.338</b>	<b>14.463</b>	137.234	131.842
								10	16:43:35.432	<b>51.455</b>	17.366	19.480	14.609	136.954	130.306
<b>(34) John DEAN</b>															
1	16:35:44.494			19.275	14.419	140.099	132.102	<b>(18) Clint WALKER</b>							
2	16:36:35.098	<b>50.604</b>	16.930	19.344	14.330	139.808	132.102	1	16:35:48.349			20.354	15.297	<b>131.070</b>	126.857
3	16:37:25.825	<b>50.727</b>	16.832	19.311	14.584	139.808	<b>133.415</b>	2	16:36:41.534	<b>53.185</b>	17.569	20.449	15.167	128.313	<b>130.053</b>
4	16:38:16.222	<b>50.397</b>	16.720	19.197	14.480	140.099	131.584	3	16:37:34.218	<b>52.684</b>	<b>17.478</b>	<b>20.107</b>	<b>15.099</b>	131.070	125.435
5	16:39:06.713	<b>50.491</b>	16.982	19.211	14.298	140.099	132.362	4	16:38:27.055	<b>52.837</b>	17.527	20.187	15.123	128.805	127.824
6	16:39:57.003	<b>50.290</b>	16.814	19.194	<b>14.282</b>	140.392	132.362	5	16:39:20.416	<b>53.361</b>	17.579	20.375	15.407	122.236	124.735
7	16:40:47.573	<b>50.570</b>	16.746	19.191	14.633	138.652	130.560	6	16:40:14.002	<b>53.586</b>	17.954	20.206	15.426	130.306	122.908
8	16:41:38.649	<b>51.076</b>	17.388	19.342	14.346	141.279	132.362	7	16:41:07.846	<b>53.844</b>	17.936	20.572	15.336	123.815	124.968
9	16:42:29.004	<b>50.355</b>	<b>16.683</b>	19.154	14.518	141.877	131.584	8	16:42:01.688	<b>53.842</b>	17.954	20.544	15.344	124.044	124.044
10	16:43:19.195	<b>50.191</b>	16.715	<b>19.089</b>	14.387	<b>142.479</b>	129.802	9	16:42:55.496	<b>53.808</b>	17.842	20.654	15.312	125.905	125.435
<b>(94) Greg GILFILLAN</b>															
1	16:35:45.745			19.494	14.683	138.939	131.326	10	16:43:49.676	<b>54.180</b>	17.812	20.624	15.744	122.908	124.044
2	16:36:35.887	<b>50.142</b>	16.684	19.095	14.363	138.652	132.624	<b>(30) Alan RENNIE</b>							
3	16:37:26.248	<b>50.361</b>	16.613	19.259	14.489	139.227	132.624	1	16:35:49.071			20.649	15.342	<b>135.025</b>	126.618
4	16:38:16.604	<b>50.356</b>	16.860	19.147	14.349	139.517	133.150	2	16:36:42.746	<b>53.675</b>	<b>17.845</b>	20.379	15.451	131.842	126.380
5	16:39:08.578	<b>51.974</b>	18.656	18.997	14.321	139.517	132.102	3	16:37:36.539	<b>53.793</b>	17.970	20.447	15.376	132.624	<b>127.581</b>
6	16:39:58.306	<b>49.728</b>	<b>16.589</b>	<b>18.798</b>	14.341	138.652	131.842	4	16:38:30.066	<b>53.527</b>	17.850	20.355	15.322	132.624	126.857
7	16:40:48.225	<b>49.919</b>	16.590	18.904	14.425	139.517	132.886	5	16:39:23.896	<b>53.830</b>	18.053	20.473	<b>15.304</b>	131.326	127.098
8	16:41:38.714	<b>50.489</b>	16.963	19.359	<b>14.167</b>	141.279	<b>133.415</b>	6	16:40:17.677	<b>53.781</b>	17.903	20.387	15.491	132.102	126.142
9	16:42:29.156	<b>50.442</b>	16.757	19.175	14.510	<b>142.782</b>	131.584	7	16:41:11.468	<b>53.791</b>	17.989	20.394	15.408	129.802	126.857
10	16:43:19.379	<b>50.223</b>	16.687	19.260	14.276	136.675	132.362	8	16:42:05.159	<b>53.691</b>	17.882	20.344	15.465	129.053	126.618
<b>(99) Callum GRIGOR</b>															
1	16:35:45.715			19.498	14.941	<b>138.652</b>	127.339	9	16:42:58.817	<b>53.658</b>	17.871	<b>20.258</b>	15.529	131.326	125.905
2	16:36:36.957	<b>51.242</b>	17.236	19.394	14.612	138.366	130.560	10	16:43:52.640	<b>53.823</b>	17.991	20.354	15.478	130.053	125.905
3	16:37:28.060	<b>51.103</b>	17.046	19.416	14.641	137.516	128.559	<b>(41) Lukasz PIEC</b>							
4	16:38:19.203	<b>51.143</b>	17.222	19.409	<b>14.512</b>	137.798	129.302	1	16:35:49.071			20.914	15.296	132.624	129.802
5	16:39:10.312	<b>51.109</b>	17.196	<b>19.328</b>	14.585	137.516	130.306	2	16:36:42.980	<b>53.450</b>	17.901	<b>20.341</b>	15.208	134.215	130.053
6	16:40:01.580	<b>51.268</b>	17.046	19.511	14.711	137.234	<b>131.070</b>	3	16:37:37.250	<b>54.270</b>	18.596	20.501	<b>15.173</b>	134.484	<b>130.560</b>
7	16:40:52.914	<b>51.334</b>	17.014	19.687	14.633	136.954	130.814	4	16:38:31.094	<b>53.844</b>	17.958	20.586	15.300	<b>134.754</b>	127.581
8	16:41:44.424	<b>51.510</b>	<b>16.982</b>	19.620	14.908	137.234	127.824	5	16:39:24.620	<b>53.526</b>	<b>17.817</b>	20.460	15.249	133.415	127.098
9	16:42:35.652	<b>51.228</b>	17.062	19.505	14.661	136.675	129.551	6	16:40:18.741	<b>54.121</b>	18.127	20.517	15.477	134.215	127.581
10	16:43:26.904	<b>51.252</b>	17.121	19.541	14.590	137.516	130.814	7	16:41:12.981	<b>54.240</b>	18.159	20.738	15.343	134.215	130.306
<b>(55) Donald MacFADYEN</b>															
1	16:35:46.936			19.917	14.780	137.516	129.802	8	16:42:07.093	<b>54.112</b>	17.903	20.534	15.675	133.150	127.824
2	16:36:38.665	<b>51.729</b>	17.244	19.751	14.734	137.798	130.560	9	16:43:01.422	<b>54.329</b>	18.196	20.634	15.499	132.362	129.053
3	16:37:30.323	<b>51.658</b>	17.162	19.617	14.879	136.121	128.559	10	16:43:55.921	<b>54.499</b>	18.099	20.587	15.813	132.886	125.201
4	16:38:21.661	<b>51.338</b>	<b>17.037</b>	19.637	14.664	136.398	130.306	<b>(47) Alan BRYCE</b>							
5	16:39:12.894	<b>51.233</b>	17.144	<b>19.507</b>	<b>14.582</b>	137.516	130.560	1	16:35:51.809			21.416	15.444	128.805	127.824
6	16:40:04.611	<b>51.717</b>	17.230	19.786	14.701	135.298	128.313	2	16:36:46.737	<b>54.928</b>	18.602	20.776	15.550	125.670	128.313
7	16:40:56.186	<b>51.575</b>	17.129	19.713	14.733	136.954	<b>130.814</b>	3	16:37:41.161	<b>54.424</b>	18.044	20.897	15.483	129.053	127.339
8	16:41:47.901	<b>51.715</b>			14.856	<b>138.366</b>	128.313	4	16:38:36.253	<b>55.092</b>	18.737	20.901	15.454	<b>129.802</b>	128.068
9	16:42:40.243	<b>52.342</b>		20.107	14.771	134.754	129.302	5	16:39:31.752	<b>55.499</b>	18.607	21.380	15.512	119.409	<b>128.559</b>
10	16:43:31.739	<b>51.496</b>			14.775	136.954	124.273	6	16:40:25.728	<b>53.976</b>	17.903	20.579	15.494	128.559	125.905
<b>(57) Stewart ROBB</b>															
1	16:35:50.985							7	16:41:19.667	<b>53.939</b>	17.763	20.536	15.640	125.201	127.339

## KMSC National Motorcycle Racing

KMSC Superbikes & KMSC Clubman

Knockhill 1.267 miles

Race 32 - 3rd Race - AMENDED RESULT

02/09/2018 16:50

Race (10 Laps) started at 16:34:51

Lap	Time of Day	Lap Tm	S1	S2	S3	S3Spd	SFSpd	Lap	Time of Day	Lap Tm	S1	S2	S3	S3Spd	SFSpd
3	16:37:40.850	55.707	17.760	20.466	17.481	128.068	119.835	5	16:39:33.188	55.185	18.052	21.025	16.108	125.905	120.265
4	16:38:35.292	54.442	18.149	20.983	15.310	132.362	125.670	6	16:40:28.573	55.385	18.412	21.090	15.883	125.670	119.409
5	16:39:29.043	53.751	17.988	20.588	15.175	128.313	128.805	7	16:41:23.803	55.230	18.322	20.961	15.947	125.905	118.565
6	16:40:23.453	54.410	17.997	20.714	15.699	130.053	124.968	8	16:42:18.929	55.126	18.334	20.830	15.962	125.905	117.526
7	16:41:17.914	54.461	18.049	20.770	15.642	125.435	127.339	9	16:43:14.025	55.096	18.273	20.882	15.941	125.670	117.733
8	16:42:12.278	54.364	18.131	21.036	15.197	128.313	127.581	10	16:44:09.445	55.420	18.472	20.893	16.055	124.735	116.912
9	16:43:10.501	58.223	17.699	20.578	19.946	115.903	123.815	<b>(100) Laura NUTTALL</b>							
10	16:44:04.397	53.896	17.974	20.630	15.292	130.306	128.805	1	16:35:54.870			22.791	16.406	122.236	129.302
<b>(52) Paul McLEAN</b>								2	16:36:51.391	56.521	19.003	21.391	16.127	120.915	125.670
1	16:35:54.656			22.524	16.186	125.905	122.236	3	16:37:47.867	56.476	18.952	21.510	16.014	117.321	125.201
2	16:36:49.805	55.149	18.712	20.793	15.644	131.070	126.618	4	16:38:44.566	56.699	19.411	21.570	15.718	122.236	128.805
3	16:37:43.519	53.714	17.773	20.593	15.348	130.560	124.504	5	16:39:41.484	56.918	18.938	21.915	16.065	115.504	124.504
4	16:38:38.334	54.815	18.303	20.709	15.803	134.754	121.792	6	16:40:37.809	56.325	18.924	21.442	15.959	121.352	129.551
5	16:39:32.906	54.572	18.149	20.678	15.745	132.362	123.815	7	16:41:33.440	55.631	18.681	21.365	15.585	122.236	126.618
6	16:40:27.411	54.505	18.290	20.694	15.521	133.947	127.339	8	16:42:29.121	55.681	18.515	21.227	15.939	125.435	125.670
7	16:41:22.230	54.819	18.673	20.824	15.322	132.624	124.504	9	16:43:25.391	56.270	18.835	21.486	15.949	120.915	125.905
8	16:42:17.130	54.900	18.279	20.785	15.836	133.680	122.014	<b>(14) James CRAWFORD</b>							
9	16:43:10.542	53.412	17.806	20.243	15.363	133.947	127.098	1	16:35:55.876			23.279	16.229	125.435	122.459
10	16:44:04.777	54.235	18.315	20.440	15.480	134.484	124.735	2	16:36:52.754	56.878	18.930	21.847	16.101	125.435	120.480
<b>(16) Scott MURRAY</b>								3	16:37:49.854	57.100	19.151	21.678	16.271	125.905	120.697
1	16:35:51.213				15.449	135.025	124.044	4	16:38:48.614	58.760	19.486	22.629	16.645	122.236	121.133
2	16:36:46.273	55.060			15.418	133.150	124.504	5	16:39:47.128	58.514	19.231	22.761	16.522	121.133	121.133
3	16:37:40.883	54.610			15.480	132.886	122.459	6	16:40:45.332	58.204	19.291	22.272	16.641	123.815	119.621
4	16:38:36.186	55.303			15.534	132.102	123.587	7	16:41:45.019	59.687	19.594	23.374	16.719	119.409	121.133
5	16:39:31.505	55.319			15.504	128.805	122.908	8	16:42:42.641	57.622	19.149	22.207	16.266	123.815	120.480
6	16:40:26.781	55.276			15.657	130.053	124.273	9	16:43:40.540	57.899	19.488	21.743	16.668	122.683	121.352
7	16:41:21.479	54.698			15.576	130.814	122.683	<b>(22) Steven WATSON</b>							
8	16:42:16.089	54.610			15.421	130.053	124.504	1	16:35:48.703			20.398	15.423	135.845	127.824
9	16:43:10.504	54.415			15.620	131.070	122.236	2	16:36:41.466	52.763	17.560	20.134	15.069	135.025	126.618
10	16:44:05.193	54.689			15.450	133.150	126.380	3	16:37:34.327	52.861	17.885	20.005	14.971	136.398	128.068
<b>(98) Christopher LIDDELL</b>								4	16:38:26.751	52.424	17.650	20.042	14.732	136.398	127.824
1	16:35:51.117			21.080	16.388	127.581	125.435	5	16:39:18.592	51.841	17.354	19.710	14.777	134.215	127.339
2	16:36:46.020	54.903	18.412	20.795	15.696	128.805	127.824	6	16:40:30.405	1:11.813	17.167	19.647	34.999	113.549	21.433
3	16:37:41.565	55.545	18.234	21.219	16.092	126.380	126.857	<b>(64) Martin HENDERSON</b>							
4	16:38:36.836	55.271	18.761	20.717	15.793	130.306	128.805	1	16:35:54.581			22.505	15.945	124.273	119.835
5	16:39:32.211	55.375	18.364	21.111	15.900	124.735	128.313	2	16:36:49.985	55.404	18.456	20.774	16.174	126.618	122.908
6	16:40:27.312	55.101	18.397	20.863	15.841	129.802	126.142	3	16:37:44.904	54.919	18.286	20.859	15.774	125.670	121.352
7	16:41:22.423	55.111	18.505	20.953	15.653	131.326	128.068	4	16:38:40.986	56.082	19.190	21.037	15.855	127.339	122.014
8	16:42:17.632	55.209	18.599	20.947	15.663	131.584	127.824	5	16:39:35.960	54.974	18.473	20.790	15.711	125.670	120.265
9	16:43:11.976	54.344	18.106	20.679	15.559	131.584	128.805	<b>(17) Gordon MacDONALD</b>							
10	16:44:06.034	54.058	18.009	20.556	15.493	132.102	126.857	1	16:35:50.347			20.936	15.579	131.584	129.802
<b>(86) Matthew DEVLIN</b>								2	16:36:44.047	53.700	17.831	20.514	15.355	131.070	129.551
1	16:35:51.361						126.857	3	16:37:37.762	53.715	17.748	20.559	15.408	132.624	132.102
2	16:36:45.868	54.507	18.405				126.380	<b>(29) Andrew BUCHANAN</b>							
3	16:37:40.420	54.552	17.867				124.968	1	16:35:53.224			22.193	15.812	125.905	126.380
4	16:38:35.957	55.537	18.189				128.313	2	16:36:47.273	54.049	17.982	20.740	15.327	127.581	127.824
5	16:39:30.965	55.008	18.232				124.044	3	16:37:41.642	54.369	17.898	21.053	15.418	130.053	126.142
6	16:40:26.802	55.837	18.462				123.815	4	16:38:37.039	55.397	18.961	20.918	15.518	128.068	125.670
7	16:41:22.003	55.201	18.602				124.273	5	16:39:32.421	55.382	18.441	21.124	15.817	123.587	126.380
8	16:42:17.683	55.680	18.260				122.683	6	16:40:27.645	55.224	18.457	20.892	15.875	129.302	121.792
9	16:43:12.310	54.627	18.437				128.559	7	16:41:23.088	55.443	18.616	21.054	15.773	131.070	122.908
10	16:44:06.801	54.491	18.078				124.504	8	16:42:18.126	55.038	18.333	21.076	15.629	129.551	124.504
<b>(28) Paul BOWERBANK</b>								9	16:43:12.881	54.755	18.271	20.996	15.488	128.313	125.905
1	16:35:53.782			22.141	16.245	124.968	118.985	10	16:44:06.915	54.034	18.051	20.699	15.284	131.070	126.142
2	16:36:48.552	54.770	18.249	20.753	15.768	125.670	118.565	<b>(28) Paul BOWERBANK</b>							
3	16:37:42.949	54.397	18.040	20.629	15.728	124.735	118.775	1	16:35:53.782			22.141	16.245	124.968	118.985
4	16:38:38.003	55.054	18.360	20.949	15.745	125.670	119.196	2	16:36:48.552	54.770	18.249	20.753	15.768	125.670	118.565

Clerk of the Course.

Sig : Time :  
Chief Timekeeper : Ian Sharp (SMART Timing)

Results available at [www.speedhive.com](http://www.speedhive.com) and [www.smart-timing.co.uk](http://www.smart-timing.co.uk)

Orbits

