

# Knockhill

21<sup>st</sup> July 2018

Reverse direction



ORGANISERS OF THE



**S.M.A.R.T.**

**Scottish Motorsports Automatic Race Timing**

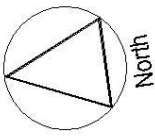
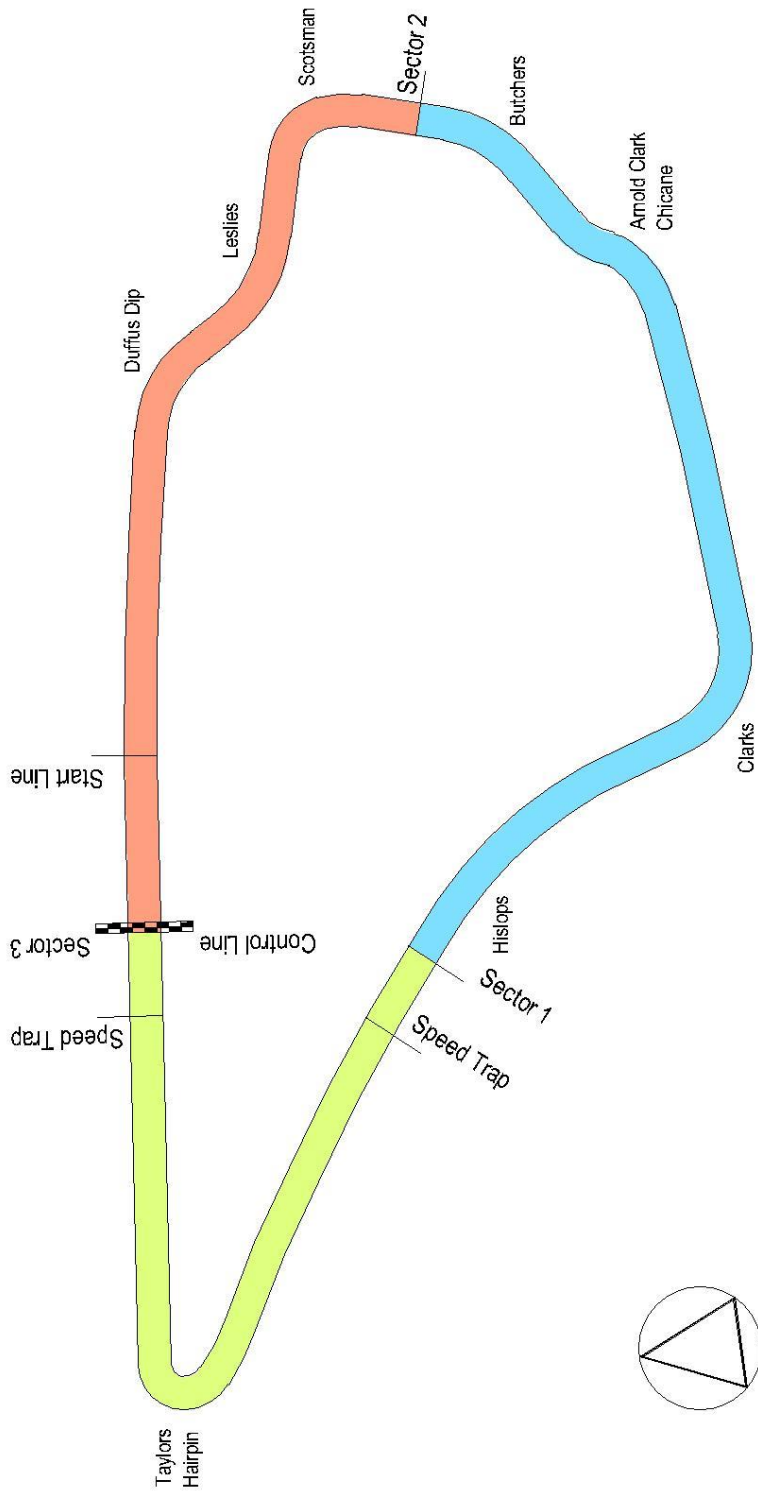

Ravenslea, Melrose Road, Galashiels, TD1 2AT

Telephone : 01896 – 752447

# Scottish Motorsports Automatic Race Timing

## Circuit layout

### Knockhill – Anti Clockwise



Sector	Length
Sector 1	0.334 Mile
Sector 2	0.503 Mile
Sector 3	0.433 Mile



ORGANISERS OF THE



Round 8 - Knockhill - Anti-Clockwise

Sprint

No.	Name	Make	Practice 1 Intermediate	Flying Lap	Finish	Practice 2 Intermediate	Flying Lap	Finish	Best
14	Stewart ROBB	Pilbeam MP88	43.47	47.57	91.04	40.14	44.69	84.83	84.83
1	Heather CALDER	Gould GR55	45.34	50.22	95.56	40.91	44.48	85.39	85.39
2	Colin CALDER	Gould GR55	42.54		DNF	42.45	47.41	89.86	89.86
3	John GRAHAM	Gould GR55B	47.23	52.65	99.88	42.18	47.83	90.01	90.01
4	Terry HOLMES	Lola Tegra/Judd	48.81	51.69	100.50	42.88	47.97	90.85	90.85
15	Graham BLACKWELL	Mygale EcoBoost	46.17	51.66	97.83	44.26	49.83	94.09	94.09
5	Steve MILES	Van Dieman RF96	45.90	52.07	97.97	44.04	50.59	94.63	94.63
6	Nicholas ALGAR	DJ Firehawk	51.68	58.37	110.05	44.68	51.91	96.59	96.59
16	Pete GOULDING	Mygale FF200 X47R	46.40	52.81	99.21	45.53	54.80	100.33	99.21
8	Graham PORRETT	Lolo Tegra T90	47.85	53.72	101.57	47.26	52.16	99.42	99.42
17	Steven BROWN	JKS JR01			DNF	53.15	54.21	107.36	107.36
7	Simon BAINBRIDGE	SBR Chrono V8			DNF			DNS	0.00



Scottish Motorsports Automatic Race Timing





# Super Lap Scotland - Round 4 AC

Sorted on best lap time

Super Lap Scotland

Knockhill 1.267 miles

Warm Up - Group 1

21/07/2018 09:00

Practice (15:00 Time) started at 9:00:28

Pos	No.	Name	Make/Model	Class Code	Laps	Best Tm	Diff	Best Speed	2nd Best
1	87	Paul BELL	Renault Clio Cup	SLS-E	9	1:00.034		75.971	1:00.435
2	6	Michael FOSTER	Renault Clio 172	SLS-E	9	1:00.431	0.397	75.472	1:01.206
3	54	Steven McNAB	Renault Clio	SLS-E	13	1:00.592	0.558	75.271	1:00.755
4	484	Euan DUNCAN	Honda S2000	SLS-E	13	1:00.796	0.762	75.019	1:00.930
5	18	Andy TAYLOR	Fiesta Voodoo	SLS-D	7	1:01.425	1.391	74.251	1:02.221
6	888	Yumen LAI	Renault Clio 182	SLS-F	7	1:01.537	1.503	74.115	1:01.725
7	555	Lewis MacDOUGALL	Renault Clio	SLS-F	12	1:02.055	2.021	73.497	1:02.429
8	65	Kevin STRACHAN	Renault Clio	SLS-F	7	1:02.572	2.538	72.889	1:03.832
9	28	Ewan HAMILTON	Mini Cooper S	SLS-F	7	1:03.559	3.525	71.758	1:04.966
10	172	Keith RICHARDSON	Renault Clio 172	SLS-F	9	1:04.510	4.476	70.700	1:04.588
11	60	Ray McGINLAY	Ford Puma	SLS-F	11	1:04.603	4.569	70.598	1:05.063
12	24	Jordan SMITH	Ford Escort	SLS-F	13	1:04.930	4.896	70.242	1:04.951
13	88	Martin BROWN	Subaru Impreza WRX	SLS-F	6	1:05.267	5.233	69.880	1:10.203
14	155	Karen O'BRIEN	Mini Cooper	SLS-F	6	1:05.944	5.910	69.162	1:06.676
15	41	Neil METHVEN	Mini Cooper	SLS-F	9	1:06.252	6.218	68.841	1:06.360
16	19	Ian WALSH	Mini Cooper	SLS-F	10	1:06.305	6.271	68.786	1:06.674
17	38	Sean HISLOP	Renault Clio RS	SLS-F	5	1:13.252	13.218	62.262	1:13.467
18	48	Robert JOBSON	VW Golf Gti TCR	Guest	3	1:15.673	15.639	60.270	2:01.455

Clerk of the Course.

Sig : Time :  
 Chief Timekeeper : Ian Sharp (SMART Timing)

Results available at [www.speedhive.com](http://www.speedhive.com) and [www.smart-timing.co.uk](http://www.smart-timing.co.uk)

Orbits







# Super Lap Scotland - Round 4 AC

Super Lap Scotland

Knockhill 1.267 miles

Warm Up - Group 1

21/07/2018 09:00

Practice (15:00 Time) started at 9:00:28

Lap	Time of Day	Lap Tm	S1	S2	S3	SFSpd	S1Spd	Lap	Time of Day	Lap Tm	S1	S2	S3	SFSpd	S1Spd
6	9:10:44.209	<b>1:18.338</b>	28.375	25.875	24.088	36.691	76.172								
<b>(155) Karen O'BRIEN</b>															
1	9:02:37.421	<b>1:24.256</b>	27.360	30.759	26.137	38.858	62.542								
2	9:03:49.735	<b>1:12.314</b>	21.182	27.146	23.986	86.702	76.694								
3	9:04:57.472	<b>1:07.737</b>	19.988	24.750	22.999	93.205	79.043								
4	9:06:03.416	<b>1:05.944</b>	<b>19.202</b>	24.049	22.693	93.595	<b>79.417</b>								
5	9:07:14.825	<b>1:11.409</b>	19.380	<b>23.960</b>	28.069	93.595	78.488								
6	9:08:21.501	<b>1:06.676</b>	20.132	24.304	<b>22.240</b>	80.465	78.397								
<b>(41) Neil METHVEN</b>															
1	9:05:46.292	<b>1:12.922</b>	22.948	25.968	24.006	47.027	76.694								
2	9:07:29.250	<b>1:42.958</b>	19.674	24.791	58.493	92.435	78.488								
3	9:08:40.319	<b>1:11.069</b>	22.903	24.840	23.326	40.820	77.313								
4	9:09:49.314	<b>1:08.995</b>	20.269	25.441	23.285	62.690	78.123								
5	9:10:56.428	<b>1:07.114</b>	19.653	24.374	23.087	93.076	78.123								
6	9:12:03.340	<b>1:06.912</b>	19.518	24.501	22.893	<b>93.465</b>	77.761								
7	9:13:09.794	<b>1:06.454</b>	19.449	24.202	22.803	93.335	<b>78.765</b>								
8	9:14:16.046	<b>1:06.252</b>	<b>19.322</b>	24.148	<b>22.782</b>	92.947	78.123								
9	9:15:22.406	<b>1:06.360</b>	19.614	<b>23.909</b>	22.837	93.205	77.851								
<b>(19) Ian WALSH</b>															
1	9:05:39.289	<b>1:19.159</b>	26.090	28.722	24.347	39.638	66.246								
2	9:06:47.711	<b>1:08.422</b>	20.082	24.979	23.361	89.957	77.581								
3	9:07:56.460	<b>1:08.749</b>	20.599	25.190	22.960	82.543	71.543								
4	9:09:03.918	<b>1:07.458</b>	19.945	23.827	23.686	<b>92.562</b>	<b>77.851</b>								
5	9:10:10.592	<b>1:06.674</b>	<b>19.522</b>	23.822	23.330	91.552	77.761								
6	9:11:16.897	<b>1:06.305</b>	19.541	<b>23.808</b>	<b>22.956</b>	91.055	77.402								
7	9:12:24.268	<b>1:07.371</b>	19.896	24.019	23.456	90.809	76.432								
8	9:13:33.227	<b>1:08.959</b>	20.565	24.679	23.715	90.320	76.607								
9	9:14:40.092	<b>1:06.865</b>	19.805	23.977	23.083	90.442	76.432								
10	9:15:49.657	<b>1:09.565</b>	20.078	25.135	24.352	90.564	74.234								
<b>(38) Sean HISLOP</b>															
1	9:02:26.282	<b>1:27.021</b>	27.114	32.845	27.062	39.039	59.918								
2	9:03:47.215	<b>1:20.933</b>	22.797	29.444	28.692	74.564	61.567								
3	9:05:00.467	<b>1:13.252</b>	23.555	27.033	<b>22.664</b>	64.218	51.582								
4	9:06:13.934	<b>1:13.467</b>	21.435	28.076	23.956	<b>101.218</b>	67.581								
5	9:07:29.076	<b>1:15.142</b>	22.267	28.392	24.483	83.675	<b>82.543</b>								
<b>(48) Robert JOBSON</b>															
1	9:02:07.242	<b>1:15.673</b>													
2	9:04:11.420	<b>2:04.178</b>													
3	9:06:12.875	<b>2:01.455</b>													

Clerk of the Course.

Sig : Time :  
 Chief Timekeeper : Ian Sharp (SMART Timing)  
 Results available at [www.speedhive.com](http://www.speedhive.com) and [www.smart-timing.co.uk](http://www.smart-timing.co.uk)

Orbits





# Super Lap Scotland - Round 4 AC

Sorted on best lap time

Super Lap Scotland

Knockhill 1.267 miles

Warm Up - Group 2


21/07/2018 09:20

Practice (15:00 Time) started at 9:18:29

Pos	No.	Name	Make/Model	Class Code	Laps	Best Tm	Diff	Best Speed	2nd Best
1	11	Christopher CHERRY	Mitsubishi Evo	SLS-C	11	56.705		80.431	56.954
2	81	Ian PITMAN	Subaru Impreza	SLS-D	9	57.464	0.759	79.369	57.678
3	777	Ian HOGGINS	Honda Civic	SLS-D	11	58.391	1.686	78.109	58.815
4	86	Adam MORRISON	Seat Leon	SLS-C	10	59.801	3.096	76.267	1:00.659
5	9	Steven ARKLEY	Westfield Megabus	SLS-C	12	1:00.250	3.545	75.699	1:00.326
6	77	Ian BONTHRONE	BMW E46 M3	SLS-C	3	1:01.173	4.468	74.556	1:05.762
7	67	Marshall WISHART	Mazda RX8	SLS-D	12	1:01.317	4.612	74.381	1:01.797
8	37	Andrew SKINNER	Westfield Seiw	SLS-D	13	1:01.496	4.791	74.165	1:03.005
9	94	Jonathan SCRIMGEOUR	Vauxhall Astra VXR	SLS-D	12	1:01.621	4.916	74.014	1:02.382
10	101	John WALLACE	Fiat Coupe Turbo	SLS-D	8	1:02.380	5.675	73.114	1:02.525
11	42	Alex MILNE	Audi TTRS Plus	SLS-D	3	1:02.404	5.699	73.086	1:06.039
12	27	Iain TAYLOR	Renault Clio 182	SLS-D	11	1:03.036	6.331	72.353	1:03.803
13	73	Robert DAVEY	Lotus Elise S220 Cup	SLS-D	13	1:04.064	7.359	71.192	1:04.213
14	82	Alan STEWART	TR7 V8	SLS-D	6	1:05.811	9.106	69.302	1:06.046
15	58	Stewart McCracken	Caterham Super Sprint	SLS-D	12	1:10.518	13.813	64.676	1:10.756
16	78	David RYBOWSKI	Subaru Impreza WRX	SLS-C	1	1:20.427	23.722	56.708	-
17	180	Nick COOK	Fiesta Voodoo	SLS-D					

Clerk of the Course. Orbits

Sig : Time :  
 Chief Timekeeper : Ian Sharp (SMART Timing)  
 Results available at [www.speedhive.com](http://www.speedhive.com) and [www.smart-timing.co.uk](http://www.smart-timing.co.uk)









# Super Lap Scotland - Round 4 AC

Super Lap Scotland

Knockhill 1.267 miles

Warm Up - Group 2

21/07/2018 09:20

Practice (15:00 Time) started at 9:18:29

Lap	Time of Day	Lap Tm	S1	S2	S3	SFSpd	S1Spd	Lap	Time of Day	Lap Tm	S1	S2	S3	SFSpd	S1Spd
8	9:28:04.502	1:05.122	18.621	24.835	21.666	92.308	92.181								
9	9:29:10.251	1:05.749	18.037	25.047	22.665	109.474	91.179								
10	9:30:17.327	1:07.076	19.854	25.207	22.015	89.477	85.379								
11	9:31:21.596	1:04.269	18.189	24.102	21.978	108.588	92.054								
12	9:32:25.809	1:04.213	18.820	24.070	21.323	104.043	91.303								
13	9:33:29.873	1:04.064	18.159	24.371	21.534	110.556	91.677								

(82) Alan STEWART

1	9:20:14.881	1:15.188	22.760	28.904	23.524	43.492	83.054
2	9:21:21.560	1:06.679	20.062	24.278	22.339	104.204	90.809
3	9:22:27.606	1:06.046	19.887	23.975	22.184	92.308	90.686
4	9:23:34.726	1:07.120	20.108	25.215	21.797	97.967	86.035
5	9:24:40.537	1:05.811	19.600	24.550	21.661	96.976	89.477
6	9:25:51.818	1:11.281	19.048	25.008	27.225	103.561	88.299

(58) Stewart McCracken

1	9:20:13.190	1:21.489	24.747	31.202	25.540	43.833	67.513
2	9:21:27.751	1:14.561	21.986	28.786	23.789	86.368	76.086
3	9:22:41.256	1:13.505	22.255	27.468	23.782	90.564	78.950
4	9:23:53.614	1:12.358	21.267	27.493	23.598	96.281	82.139
5	9:25:05.632	1:12.018	21.333	27.445	23.240	92.435	79.511
6	9:26:18.047	1:12.415	21.100	27.410	23.905	97.399	80.853
7	9:27:29.762	1:11.715	20.935	26.828	23.952	96.558	85.054
8	9:28:44.527	1:14.765	21.056	27.453	26.256	96.558	75.914
9	9:29:55.415	1:10.888	20.930	26.510	23.448	96.836	83.780
10	9:31:05.933	1:10.518	21.041	26.286	23.191	98.111	83.780
11	9:32:16.689	1:10.756	21.175	27.039	22.542	96.143	76.607
12	9:33:29.756	1:13.067	20.437	26.593	26.037	97.540	85.054

(78) David RYBOWSKI

1	9:20:06.054	1:20.427	25.959			32.466	64.838
---	-------------	----------	--------	--	--	--------	--------

Clerk of the Course.

Sig : Time :  
 Chief Timekeeper : Ian Sharp (SMART Timing)  
 Results available at [www.speedhive.com](http://www.speedhive.com) and [www.smart-timing.co.uk](http://www.smart-timing.co.uk)

Orbits





**Super Lap Scotland - Round 4 AC**

**Sorted on best lap time**

Super Lap Scotland

Knockhill 1.267 miles

Warm Up - Group 3

21/07/2018 09:40


Practice (15:00 Time) started at 9:35:47

Pos	No.	Name	Make/Model	Class Code	Laps	Best Tm	Diff	Best Speed	2nd Best
1	0	Andy FORREST	Westfield	SLS-P	9	51.856		87.952	52.307
2	7	David LONG	Caterham R400	SLS-P	5	55.550	3.694	82.103	56.108
3	55	Fiona KINDNESS	Subaru Impreza	SLS-B	9	55.713	3.857	81.863	57.160
4	13	Keith COWIE	Seat Leon Supercopa	SLS-B	10	56.196	4.340	81.160	56.709
5	75	Jack STRATHDEE	Ford Focus	SLS-B	9	56.778	4.922	80.328	57.459
6	61	Andy CLOTWORTHY	Subaru Impreza	SLS-B	9	57.107	5.251	79.865	58.311
7	98	Matthew LAWSON	Mitsubishi Evo IV	SLS-P	7	58.801	6.945	77.564	59.444
8	79	Eric HOLMES	Mitsubishi Evo 6RS	SLS-A	7	58.849	6.993	77.501	59.834
9	44	Steven JEFFERIES	Mitsubishi Evo VI	SLS-A	3	58.914	7.058	77.415	1:01.000
10	10	Nev WOOD	Ariel Atom	SLS-A	8	1:00.408	8.552	75.501	1:00.518

Clerk of the Course.

Orbits

Sig : Time :  
 Chief Timekeeper : Ian Sharp (SMART Timing)  
 Results available at [www.speedhive.com](http://www.speedhive.com) and [www.smart-timing.co.uk](http://www.smart-timing.co.uk)



# Super Lap Scotland - Round 4 AC

Super Lap Scotland

Knockhill 1.267 miles

Warm Up - Group 3

21/07/2018 09:40

Practice (15:00 Time) started at 9:35:47

Lap	Time of Day	Lap Tm	S1	S2	S3	SFSpd	S1Spd	Lap	Time of Day	Lap Tm	S1	S2	S3	SFSpd	S1Spd
<b>(0) Andy FORREST</b>								1 9:37:16.372 <b>1:14.603</b> 22.855 29.072 22.676 50.419 69.977 2 9:38:12.867 <b>56.495</b> 17.045 21.010 18.440 112.408 106.015 3 9:39:07.598 <b>54.731</b> 16.034 20.749 17.948 124.044 112.597 4 9:39:59.905 <b>52.307</b> 15.242 19.755 17.310 137.798 122.014 5 9:41:03.176 <b>1:03.271</b> 18.782 25.644 18.845 141.577 77.581 6 9:41:56.420 <b>53.244</b> 15.448 20.148 17.648 <b>141.877</b> 122.014 7 9:42:48.276 <b>51.856</b> <b>14.915</b> <b>19.717</b> <b>17.224</b> 140.392 <b>122.683</b> 8 9:44:02.461 <b>1:14.185</b> 21.356 27.958 24.871 119.196 69.686 9 9:45:14.506 <b>1:12.045</b> 21.079 25.488 25.478 84.625 76.345							
<b>(7) David LONG</b>								1 9:37:04.778 <b>1:10.526</b> 23.060 25.425 22.041 39.336 75.148 2 9:38:04.665 <b>59.887</b> 17.424 23.257 19.206 116.709 85.925 3 9:39:01.782 <b>57.117</b> 16.868 21.846 18.403 125.905 110.012 4 9:39:57.890 <b>56.108</b> 16.002 21.600 18.506 130.814 <b>112.033</b> 5 9:40:53.440 <b>55.550</b> <b>16.000</b> <b>21.243</b> <b>18.307</b> <b>132.624</b> 111.660							
<b>(55) Fiona KINDNESS</b>								1 9:37:10.859 <b>1:15.431</b> 25.819 29.068 20.544 40.919 56.631 2 9:38:10.428 <b>59.569</b> 17.785 22.453 19.331 117.526 92.690 3 9:39:07.744 <b>57.316</b> 16.729 21.429 19.158 127.581 99.863 4 9:40:12.794 <b>1:05.050</b> 18.107 26.195 20.748 126.857 89.836 5 9:41:09.954 <b>57.160</b> 16.307 21.649 19.204 124.504 102.611 6 9:42:29.363 <b>1:19.409</b> 20.239 30.173 28.997 128.068 63.369 7 9:43:56.709 <b>1:27.346</b> 24.755 34.554 28.037 70.417 56.016 8 9:45:10.869 <b>1:14.160</b> 25.885 27.772 20.503 64.901 49.235 9 9:46:06.582 <b>55.713</b> <b>15.878</b> <b>21.006</b> <b>18.829</b> 128.313 <b>103.402</b>							
<b>(13) Keith COWIE</b>								1 9:37:23.577 <b>1:12.212</b> 23.238 27.353 21.621 40.994 90.077 2 9:38:25.177 <b>1:01.600</b> 18.489 23.563 19.548 115.903 103.721 3 9:39:22.520 <b>57.343</b> 16.608 21.721 19.014 125.905 <b>108.588</b> 4 9:40:19.229 <b>56.709</b> 16.463 21.296 18.950 126.618 107.890 5 9:41:40.151 <b>1:20.922</b> 20.612 30.021 30.289 127.098 75.828 6 9:42:47.879 <b>1:07.728</b> 21.457 25.177 21.094 59.493 96.836 7 9:43:44.636 <b>56.757</b> 16.455 21.762 18.540 124.968 107.717 8 9:44:41.888 <b>57.252</b> <b>16.174</b> <b>21.060</b> 20.018 <b>127.339</b> 108.413 9 9:45:58.928 <b>1:17.040</b> 25.870 30.469 20.701 111.290 42.826 10 9:46:55.124 <b>56.196</b> 16.280 21.381 <b>18.535</b> 125.905 107.372							
<b>(75) Jack STRATHDEE</b>								1 9:37:02.288 <b>1:09.646</b> 23.650 24.817 21.179 33.790 83.989 2 9:38:02.166 <b>59.878</b> 18.774 21.704 19.400 115.107 97.967 3 9:38:59.953 <b>57.787</b> 16.856 21.405 19.526 125.201 105.681 4 9:39:57.412 <b>57.459</b> 16.313 21.544 19.602 125.670 105.848 5 9:41:12.208 <b>1:14.796</b> 20.319 29.084 25.393 126.380 59.864 6 9:42:31.566 <b>1:19.358</b> 21.613 28.499 29.246 83.363 72.549 7 9:43:51.899 <b>1:20.333</b> 26.095 32.437 21.801 64.156 55.415 8 9:44:48.677 <b>56.778</b> <b>16.307</b> <b>21.186</b> <b>19.285</b> 125.201 <b>106.351</b> 9 9:46:07.726 <b>1:19.049</b> 21.374 31.962 25.713 <b>127.098</b> 60.132							
<b>(61) Andy CLOTWORTHY</b>								1 9:37:17.739 <b>1:18.826</b> 24.920 40.305 69.831 2 9:38:19.513 <b>1:01.774</b> 18.130 101.524 101.987 3 9:39:20.292 <b>1:00.779</b> 17.812 126.618 103.402 4 9:40:18.603 <b>58.311</b> 17.241 127.581 102.454 5 9:44:11.681 <b>3:53.078</b> 19.611 <b>130.306</b> 82.442 6 9:45:17.510 <b>1:05.829</b> 21.083 47.797 93.076 7 9:46:17.478 <b>59.968</b> 17.698 122.459 102.926 8 9:47:19.727 <b>1:02.249</b> 17.025 129.551 94.785 9 9:48:16.834 <b>57.107</b> <b>16.722</b> 128.805 <b>105.848</b>							
<b>(98) Matthew LAWSON</b>								1 9:37:38.663 <b>1:11.367</b> 23.177 45.528 81.839 2 9:38:38.444 <b>59.781</b> 17.898 112.976 106.351 3 9:39:37.245 <b>58.801</b> 17.095 125.435 <b>115.903</b> 4 9:44:04.497 <b>4:27.252</b> 22.398 114.129 74.481 5 9:45:22.406 <b>1:17.909</b> 27.136 41.196 49.091 6 9:46:22.479 <b>1:00.073</b> 17.476 108.941 96.281 7 9:47:21.923 <b>59.444</b> <b>17.033</b> <b>128.559</b> 108.064							
<b>(79) Eric HOLMES</b>															

Clerk of the Course.

Sig : Time :  
 Chief Timekeeper : Ian Sharp (SMART Timing)  
 Results available at [www.speedhive.com](http://www.speedhive.com) and [www.smart-timing.co.uk](http://www.smart-timing.co.uk)

Printed: 21/07/2018 09:51:22

Orbits



# Super Lap Scotland - Round 4 AC

Sorted on best lap time

Super Lap Scotland

Knockhill 1.267 miles

Warm Up - Overall

21/07/2018 09:00


Practice started at 9:00:28

Pos	No.	Name	Make/Model	Class Code	Laps	Best Tm	Diff	Best Speed	2nd Best
1	0	Andy FORREST	Westfield	SLS-P	9	51.856		87.952	52.307
2	7	David LONG	Caterham R400	SLS-P	5	55.550	3.694	82.103	56.108
3	55	Fiona KINDNESS	Subaru Impreza	SLS-B	9	55.713	3.857	81.863	57.160
4	13	Keith COWIE	Seat Leon Supercopa	SLS-B	10	56.196	4.340	81.160	56.709
5	11	Christopher CHERRY	Mitsubishi Evo	SLS-C	11	56.705	4.849	80.431	56.954
6	75	Jack STRATHDEE	Ford Focus	SLS-B	9	56.778	4.922	80.328	57.459
7	61	Andy CLOTWORTHY	Subaru Impreza	SLS-B	9	57.107	5.251	79.865	58.311
8	81	Ian PITMAN	Subaru Impreza	SLS-D	9	57.464	5.608	79.369	57.678
9	777	Ian HOGGINS	Honda Civic	SLS-D	11	58.391	6.535	78.109	58.815
10	98	Matthew LAWSON	Mitsubishi Evo IV	SLS-P	7	58.801	6.945	77.564	59.444
11	79	Eric HOLMES	Mitsubishi Evo 6RS	SLS-A	7	58.849	6.993	77.501	59.834
12	44	Steven JEFFERIES	Mitsubishi Evo VI	SLS-A	3	58.914	7.058	77.415	1:01.000
13	86	Adam MORRISON	Seat Leon	SLS-C	10	59.801	7.945	76.267	1:00.659
14	87	Paul BELL	Renault Clio Cup	SLS-D	9	1:00.034	8.178	75.971	1:00.435
15	9	Steven ARKLEY	Westfield Megabus	SLS-C	12	1:00.250	8.394	75.699	1:00.326
16	10	Nev WOOD	Ariel Atom	SLS-A	8	1:00.408	8.552	75.501	1:00.518
17	6	Michael FOSTER	Renault Clio 172	SLS-E	9	1:00.431	8.575	75.472	1:01.206
18	54	Steven McNAB	Renault Clio	SLS-E	13	1:00.592	8.736	75.271	1:00.755
19	484	Euan DUNCAN	Honda S2000	SLS-E	13	1:00.796	8.940	75.019	1:00.930
20	77	Ian BONTRHONE	BMW M3	SLS-C	3	1:01.173	9.317	74.556	1:05.762
21	67	Marshall WISHART	Mazda RX8	SLS-D	12	1:01.317	9.461	74.381	1:01.797
22	18	Andy TAYLOR	Fiesta Voodoo	SLS-D	7	1:01.425	9.569	74.251	1:02.221
23	37	Andrew SKINNER	Westfield Seiw	SLS-D	13	1:01.496	9.640	74.165	1:03.005
24	888	Yumen LAI	Renault Clio 182	SLS-F	7	1:01.537	9.681	74.115	1:01.725
25	94	Jonathan SCRIMGEOUR	Vauxhall Astra VXR	SLS-D	12	1:01.621	9.765	74.014	1:02.382
26	555	Lewis MacDOUGALL	Renault Clio	SLS-F	12	1:02.055	10.199	73.497	1:02.429
27	101	John WALLACE	Fiat Coupe Turbo	SLS-D	8	1:02.380	10.524	73.114	1:02.525
28	42	Alex MILNE	Audi TTRS Plus	SLS-D	3	1:02.404	10.548	73.086	1:06.039
29	65	Kevin STRACHAN	Renault Clio	SLS-F	7	1:02.572	10.716	72.889	1:03.832
30	27	Iain TAYLOR	Renault Clio 182	SLS-D	11	1:03.036	11.180	72.353	1:03.803
31	28	Ewan HAMILTON	Mini Cooper S	SLS-F	7	1:03.559	11.703	71.758	1:04.966
32	73	Robert DAVEY	Lotus Elise S220 Cup	SLS-D	13	1:04.064	12.208	71.192	1:04.213
33	172	Keith RICHARDSON	Renault Clio 172	SLS-F	9	1:04.510	12.654	70.700	1:04.588
34	60	Ray McGINLAY	Ford Puma	SLS-F	11	1:04.603	12.747	70.598	1:05.063
35	24	Jordan SMITH	Ford Escort	SLS-F	13	1:04.930	13.074	70.242	1:04.951
36	88	Martin BROWN	Subaru Impreza WRX	SLS-F	6	1:05.267	13.411	69.880	1:10.203
37	82	Alan STEWART	TR7 V8	SLS-D	6	1:05.811	13.955	69.302	1:06.046
38	155	Karen O'BRIEN	Mini Cooper	SLS-F	6	1:05.944	14.088	69.162	1:06.676
39	41	Neil METHVEN	Mini Cooper	SLS-F	9	1:06.252	14.396	68.841	1:06.360
40	19	Ian WALSH	Mini Cooper	SLS-F	10	1:06.305	14.449	68.786	1:06.674
41	58	Stewart McCracken	Caterham Super Sprint	SLS-D	12	1:10.518	18.662	64.676	1:10.756
42	38	Sean HISLOP	Renault Clio RS	SLS-F	5	1:13.252	21.396	62.262	1:13.467
43	48	Robert JOBSON	VW Golf Gti TCR	Guest	3	1:15.673	23.817	60.270	2:01.455

Clerk of the Course.

Orbits

Sig : \_\_\_\_\_ Time : \_\_\_\_\_  
 Chief Timekeeper : Ian Sharp (SMART Timing)  
 Results available at [www.speedhive.com](http://www.speedhive.com) and [www.smart-timing.co.uk](http://www.smart-timing.co.uk)





Bulletin No. \_\_\_\_\_

# Super Lap Scotland - Round 4 AC


Sorted on best lap time

Super Lap Scotland Knockhill 1.267 miles  
 Warm Up - Overall 21/07/2018 09:00  
 Practice started at 9:00:28

Pos	No.	Name	Make/Model	Class Code	Laps	Best Tm	Diff	Best Speed	2nd Best
44	78	David RYBOWSKI	Subaru Impreza WRX	SLS-C	1	1:20.427	28.571	56.708	
45	180	Nick COOK	Fiesta Voodoo	SLS-D					

Clerk of the Course. Orbits

Sig : Time :  
 Chief Timekeeper : Ian Sharp (SMART Timing)  
 Results available at [www.speedhive.com](http://www.speedhive.com) and [www.smart-timing.co.uk](http://www.smart-timing.co.uk)



**Super Lap Scotland - Round 4 AC**

**Sorted on best lap time**

Super Lap Scotland

Knockhill 1.267 miles

Warm Up - Overall

21/07/2018 09:00

Practice started at 9:00:28

Pos	No.	Name	Make/Model	Class Code	Laps	Best Tm	Diff	Best Speed	2nd Best
<b>Guest</b>									
1	48	Robert JOBSON	VW Golf Gti TCR	Guest	3	1:15.673		60.270	2:01.455
<b>Super Lap Scotland (A)</b>									
1	79	Eric HOLMES	Mitsubishi Evo 6RS	SLS-A	7	58.849		77.501	59.834
2	44	Steven JEFFERIES	Mitsubishi Evo VI	SLS-A	3	58.914	0.065	77.415	1:01.000
3	10	Nev WOOD	Ariel Atom	SLS-A	8	1:00.408	1.559	75.501	1:00.518
<b>Super Lap Scotland (B)</b>									
1	55	Fiona KINDNESS	Subaru Impreza	SLS-B	9	55.713		81.863	57.160
2	13	Keith COWIE	Seat Leon Supercopa	SLS-B	10	56.196	0.483	81.160	56.709
3	75	Jack STRATHDEE	Ford Focus	SLS-B	9	56.778	1.065	80.328	57.459
4	61	Andy CLOTWORTHY	Subaru Impreza	SLS-B	9	57.107	1.394	79.865	58.311
<b>Super Lap Scotland (C)</b>									
1	11	Christopher CHERRY	Mitsubishi Evo	SLS-C	11	56.705		80.431	56.954
2	86	Adam MORRISON	Seat Leon	SLS-C	10	59.801	3.096	76.267	1:00.659
3	9	Steven ARKLEY	Westfield Megabusa	SLS-C	12	1:00.250	3.545	75.699	1:00.326
4	77	Ian BONTHRONE	BMW M3	SLS-C	3	1:01.173	4.468	74.556	1:05.762
5	78	David RYBOWSKI	Subaru Impreza WRX	SLS-C	1	1:20.427	23.722	56.708	
<b>Super Lap Scotland (D)</b>									
1	81	Ian PITMAN	Subaru Impreza	SLS-D	9	57.464		79.369	57.678
2	777	Ian HOGGINS	Honda Civic	SLS-D	11	58.391	0.927	78.109	58.815
3	87	Paul BELL	Renault Clio Cup	SLS-D	9	1:00.034	2.570	75.971	1:00.435
4	67	Marshall WISHART	Mazda RX8	SLS-D	12	1:01.317	3.853	74.381	1:01.797
5	18	Andy TAYLOR	Fiesta Voodoo	SLS-D	7	1:01.425	3.961	74.251	1:02.221
6	37	Andrew SKINNER	Westfield Seiw	SLS-D	13	1:01.496	4.032	74.165	1:03.005
7	94	Jonathan SCRIMGEOUR	Vauxhall Astra VXR	SLS-D	12	1:01.621	4.157	74.014	1:02.382
8	101	John WALLACE	Fiat Coupe Turbo	SLS-D	8	1:02.380	4.916	73.114	1:02.525
9	42	Alex MILNE	Audi TTRS Plus	SLS-D	3	1:02.404	4.940	73.086	1:06.039
10	27	Iain TAYLOR	Renault Clio 182	SLS-D	11	1:03.036	5.572	72.353	1:03.803
11	73	Robert DAVEY	Lotus Elise S220 Cup	SLS-D	13	1:04.064	6.600	71.192	1:04.213
12	82	Alan STEWART	TR7 V8	SLS-D	6	1:05.811	8.347	69.302	1:06.046
13	58	Stewart McCracken	Caterham Super Sprint	SLS-D	12	1:10.518	13.054	64.676	1:10.756
14	180	Nick COOK	Fiesta Voodoo	SLS-D				-	
<b>Super Lap Scotland (E)</b>									
1	6	Michael FOSTER	Renault Clio 172	SLS-E	9	1:00.431		75.472	1:01.206
2	54	Steven McNAB	Renault Clio	SLS-E	13	1:00.592	0.161	75.271	1:00.755
3	484	Euan DUNCAN	Honda S2000	SLS-E	13	1:00.796	0.365	75.019	1:00.930

Clerk of the Course.

Sig : Time :  
 Chief Timekeeper : Ian Sharp (SMART Timing)

Results available at [www.speedhive.com](http://www.speedhive.com) and [www.smart-timing.co.uk](http://www.smart-timing.co.uk)

Printed: 21/07/2018 20:56:07





# Super Lap Scotland - Round 4 AC

Sorted on best lap time

Super Lap Scotland

Knockhill 1.267 miles

Warm Up - Overall

21/07/2018 09:00


Practice started at 9:00:28

Pos	No.	Name	Make/Model	Class Code	Laps	Best Tm	Diff	Best Speed	2nd Best
<b>Super Lap Scotland (F)</b>									
1	888	Yumen LAI	Renault Clio 182	SLS-F	7	1:01.537		74.115	1:01.725
2	555	Lewis MacDOUGALL	Renault Clio	SLS-F	12	1:02.055	0.518	73.497	1:02.429
3	65	Kevin STRACHAN	Renault Clio	SLS-F	7	1:02.572	1.035	72.889	1:03.832
4	28	Ewan HAMILTON	Mini Cooper S	SLS-F	7	1:03.559	2.022	71.758	1:04.966
5	172	Keith RICHARDSON	Renault Clio 172	SLS-F	9	1:04.510	2.973	70.700	1:04.588
6	60	Ray McGINLAY	Ford Puma	SLS-F	11	1:04.603	3.066	70.598	1:05.063
7	24	Jordan SMITH	Ford Escort	SLS-F	13	1:04.930	3.393	70.242	1:04.951
8	88	Martin BROWN	Subaru Impreza WRX	SLS-F	6	1:05.267	3.730	69.880	1:10.203
9	155	Karen O'BRIEN	Mini Cooper	SLS-F	6	1:05.944	4.407	69.162	1:06.676
10	41	Neil METHVEN	Mini Cooper	SLS-F	9	1:06.252	4.715	68.841	1:06.360
11	19	Ian WALSH	Mini Cooper	SLS-F	10	1:06.305	4.768	68.786	1:06.674
12	38	Sean HISLOP	Renault Clio RS	SLS-F	5	1:13.252	11.715	62.262	1:13.467

<b>Super Lap Scotland (Pro)</b>									
1	0	Andy FORREST	Westfield	SLS-P	9	51.856		87.952	52.307
2	7	David LONG	Caterham R400	SLS-P	5	55.550	3.694	82.103	56.108
3	98	Matthew LAWSON	Mitsubishi Evo IV	SLS-P	7	58.801	6.945	77.564	59.444

Clerk of the Course. Orbits

Sig : Time :  
 Chief Timekeeper : Ian Sharp (SMART Timing)  
 Results available at [www.speedhive.com](http://www.speedhive.com) and [www.smart-timing.co.uk](http://www.smart-timing.co.uk)





ORGANISERS OF THE



Round 8 - Knockhill - Anti-Clockwise

Sprint

No.	Name	Make	Timed 1			Timed 2			Best
			Intermediate	Flying Lap	Finish	Intermediate	Flying Lap	Finish	
2	Colin CALDER	Gould GR55	39.79	44.20	83.99	38.70	43.81	82.51	82.51
1	Heather CALDER	Gould GR55	38.74	44.02	82.76	41.15	44.19	85.34	82.76
14	Stewart ROBB	Pilbeam MP88	39.81	44.69	84.50	39.71	47.18	86.89	84.50
3	John GRAHAM	Gould GR55B	40.86	45.69	86.55	40.48	45.78	86.26	86.26
4	Terry HOLMES	Lola Tegra/Judd	42.55	48.32	90.87	42.29	47.99	90.28	90.28
15	Graham BLACKWELL	Mygale EcoBoost	42.75	49.19	91.94	43.22	49.49	92.71	91.94
5	Steve MILES	Van Dieman RF96	42.66	49.48	92.14	42.76	49.20	91.96	91.96
16	Pete GOULDING	Mygale FF200 X47R	44.30	51.06	95.36	43.56	50.16	93.72	93.72
8	Graham PORRETT	Lolo Tegra T90	44.66	51.25	95.91	44.44	50.40	94.84	94.84
6	Nicholas ALGAR	DJ Firehawk	43.56	51.32	94.88	43.20	51.75	94.95	94.88
7	Simon BAINBRIDGE	SBR Chrono V8			DNS	44.09	51.21	95.30	95.30
17	Steven BROWN	JKS JR01	44.94	51.70	96.64	45.17	50.99	96.16	96.16



Scottish Motorsports Automatic Race Timing







# Super Lap Scotland - Round 4 AC

Sorted on best lap time

Super Lap Scotland

Knockhill 1.267 miles

Practice - Group 1

21/07/2018 10:30

Practice (15:00 Time) started at 10:14:42

Pos	No.	Name	Make/Model	Class Code	Laps	Best Tm	Diff	Best Speed	2nd Best
1	48	Robert JOBSON	VW Golf Gti TCR	Guest	11	59.738		76.347	1:00.276
2	54	Steven McNAB	Renault Clio	SLS-E	12	59.824	0.086	76.238	1:00.303
3	484	Euan DUNCAN	Honda S2000	SLS-E	14	59.983	0.245	76.036	1:00.220
4	6	Michael FOSTER	Renault Clio 172	SLS-E	8	1:00.332	0.594	75.596	1:00.514
5	87	Paul BELL	Renault Clio Cup	SLS-E	7	1:00.860	1.122	74.940	1:01.025
6	888	Yumen LAI	Renault Clio 182	SLS-F	12	1:00.905	1.167	74.884	1:00.970
7	18	Andy TAYLOR	Fiesta Voodoo	SLS-D	9	1:01.637	1.899	73.995	1:01.944
8	88	Martin BROWN	Subaru Impreza WRX	SLS-F	11	1:01.638	1.900	73.994	1:04.904
9	555	Lewis MacDOUGALL	Renault Clio	SLS-F	13	1:01.761	2.023	73.847	1:01.814
10	65	Kevin STRACHAN	Renault Clio	SLS-F	9	1:02.454	2.716	73.027	1:04.213
11	28	Ewan HAMILTON	Mini Cooper S	SLS-F	12	1:02.767	3.029	72.663	1:03.337
12	60	Ray McGINLAY	Ford Puma	SLS-F	13	1:02.857	3.119	72.559	1:02.987
13	24	Jordan SMITH	Ford Escort	SLS-F	13	1:03.332	3.594	72.015	1:03.479
14	172	Keith RICHARDSON	Renault Clio 172	SLS-F	9	1:03.831	4.093	71.452	1:04.083
15	38	Sean HISLOP	Renault Clio RS	SLS-F	7	1:05.471	5.733	69.662	1:05.675
16	41	Neil METHVEN	Mini Cooper	SLS-F	11	1:05.624	5.886	69.500	1:05.935
17	155	Karen O'BRIEN	Mini Cooper	SLS-F	8	1:05.878	6.140	69.232	1:06.163
18	19	Ian WALSH	Mini Cooper	SLS-F	11	1:06.279	6.541	68.813	1:06.298

Clerk of the Course.

Orbits

Sig : Time :  
 Chief Timekeeper : Ian Sharp (SMART Timing)

Results available at [www.speedhive.com](http://www.speedhive.com) and [www.smart-timing.co.uk](http://www.smart-timing.co.uk)

Printed: 21/07/2018 12:37:13





# Super Lap Scotland - Round 4 AC

Super Lap Scotland

Knockhill 1.267 miles

Practice - Group 1

21/07/2018 10:30

Practice (15:00 Time) started at 10:14:42

Lap	Time of Day	Lap Tm	S1	S2	S3	SFSpd	S1Spd	Lap	Time of Day	Lap Tm	S1	S2	S3	SFSpd	S1Spd
7	10:23:36.888	1:06.530	19.618	25.097	21.815	103.402	82.039	8	10:27:18.790	1:06.453	19.560	23.796	23.097	91.179	76.607
8	10:24:40.305	1:03.417	18.687	23.443	21.287	104.692	86.035	9	10:28:27.232	1:08.442	19.589	24.792	24.061	90.564	77.581
9	10:25:43.162	1:02.857	18.544	23.059	21.254	102.611	85.487	10	10:29:34.623	1:07.391	19.908	23.837	23.646	89.836	75.914
10	10:26:52.008	1:08.846	19.578	24.176	25.092	102.611	83.571	11	10:30:41.614	1:06.991	19.424	23.707	23.860	90.320	77.402
11	10:28:00.817	1:08.809	20.523	25.966	22.320	84.518	77.671								
12	10:29:04.849	1:04.032	18.424	23.411	22.197	102.454	85.379								
13	10:30:08.145	1:03.296	18.655	23.291	21.350	101.371	83.989								

(24) Jordan SMITH

1	10:16:10.202	1:24.593	26.490	30.303	27.800	36.551	58.866
2	10:17:16.329	1:06.127	19.556	24.194	22.377	90.442	85.706
3	10:18:19.808	1:03.479	18.627	23.508	21.344	99.714	86.590
4	10:19:28.291	1:08.483	19.419	26.849	22.215	101.678	74.316
5	10:20:31.784	1:03.493	18.376	23.310	21.807	98.111	86.146
6	10:21:35.575	1:03.791	18.667	23.422	21.702	100.611	86.368
7	10:22:38.907	1:03.332	18.755	23.054	21.523	102.142	87.153
8	10:23:44.863	1:05.956	18.828	23.307	23.821	100.611	86.590
9	10:24:52.096	1:07.233	22.255	23.917	21.061	79.890	77.581
10	10:25:55.580	1:03.484	18.639	23.351	21.494	103.242	86.814
11	10:27:02.700	1:07.120	21.658	23.972	21.490	87.952	74.897
12	10:28:07.388	1:04.688	19.520	23.580	21.588	101.524	74.316
13	10:29:19.751	1:12.363	18.250	23.547	30.566	103.242	86.927

(172) Keith RICHARDSON

1	10:16:33.678	1:19.778	26.422	29.663	23.693	37.158	64.713
2	10:17:38.277	1:04.599	19.065	23.864	21.670	102.926	83.675
3	10:20:37.218	2:58.941	22.970	29.181	2:06.790	103.084	54.559
4	10:21:48.968	1:11.750	23.936	25.342	22.472	44.978	72.236
5	10:22:53.236	1:04.268	18.841	23.723	21.704	103.084	84.518
6	10:23:57.319	1:04.083	18.796	23.599	21.688	103.882	84.946
7	10:25:10.941	1:13.622	22.348	28.152	23.122	101.987	62.426
8	10:26:14.772	1:03.831	18.625	23.467	21.739	103.561	84.306
9	10:27:35.002	1:20.230	25.587	31.887	22.756	101.371	67.923

(38) Sean HISLOP

1	10:16:25.449	1:23.609	26.930	29.928	26.751	44.649	61.850
2	10:17:41.969	1:16.520	24.181	26.055	26.284	73.989	63.669
3	10:18:48.757	1:06.788	19.771	24.245	22.772	94.518	85.054
4	10:19:54.432	1:05.675	19.713	23.632	22.330	103.084	85.596
5	10:20:59.903	1:05.471	19.666	23.561	22.244	103.242	85.925
6	10:22:12.342	1:12.439	21.935	25.871	24.633	102.926	61.510
7	10:23:24.562	1:12.220	23.702	24.333	24.185	74.647	67.377

(41) Neil METHVEN

1	10:17:01.202	1:11.580	23.651	25.114	22.815	38.545	74.647
2	10:18:07.685	1:06.483	19.550	23.802	23.131	92.562	77.761
3	10:19:14.781	1:07.096	20.069	23.946	23.081	92.562	78.857
4	10:20:21.666	1:06.885	19.654	24.143	23.088	92.818	79.043
5	10:21:28.151	1:06.485	20.099	23.721	22.665	93.726	78.305
6	10:22:34.086	1:05.935	19.438	23.492	23.005	93.726	78.214
7	10:23:41.855	1:07.769	19.355	24.004	24.410	93.726	78.580
8	10:24:47.852	1:05.997	19.701	23.621	22.675	92.690	78.397
9	10:25:54.962	1:07.110	19.532	24.380	23.198	93.465	78.488
10	10:27:00.586	1:05.624	19.355	23.581	22.688	92.947	78.214
11	10:28:07.580	1:06.994	19.899	24.286	22.809	93.335	78.672

(155) Karen O'BRIEN

1	10:16:47.537	1:26.120	26.430	33.421	26.269	42.127	62.953
2	10:17:53.889	1:06.352	19.486	24.404	22.462	90.077	78.672
3	10:19:00.162	1:06.273	19.450	23.655	23.168	93.595	77.851
4	10:20:06.040	1:05.878	19.440	23.879	22.559	93.076	78.032
5	10:21:18.671	1:12.631	22.017	26.414	24.200	91.552	63.669
6	10:22:25.580	1:06.909	19.527	24.366	23.016	89.239	78.397
7	10:23:36.563	1:10.983	19.152	28.202	23.629	93.335	78.672
8	10:24:42.726	1:06.163	20.058	23.869	22.236	92.947	79.136

(19) Ian WALSH

1	10:19:28.399	1:15.219	24.460	27.078	23.681	41.630	67.513
2	10:20:37.590	1:09.191	20.956	24.751	23.484	82.543	75.742
3	10:21:45.054	1:07.464	19.958	24.140	23.366	90.198	76.432
4	10:22:52.241	1:07.187	19.725	23.975	23.487	90.198	76.259
5	10:23:59.760	1:07.519	19.767	24.290	23.462	90.809	76.345
6	10:25:06.039	1:06.279	19.403	23.525	23.351	91.427	77.671
7	10:26:12.337	1:06.298	19.580	23.469	23.249	91.179	77.671

Clerk of the Course.

Sig : Time :  
 Chief Timekeeper : Ian Sharp (SMART Timing)

Results available at [www.speedhive.com](http://www.speedhive.com) and [www.smart-timing.co.uk](http://www.smart-timing.co.uk)

Orbits





# Super Lap Scotland - Round 4 AC

Sorted on best lap time

Super Lap Scotland

Knockhill 1.267 miles

Practice - Group 2

21/07/2018 10:50


Practice (15:00 Time) started at 10:33:08

Pos	No.	Name	Make/Model	Class Code	Laps	Best Tm	Diff	Best Speed	2nd Best
1	78	David RYBOWSKI	Subaru Impreza WRX	SLS-C	11	56.390		80.880	56.731
2	11	Christopher CHERRY	Mitsubishi Evo	SLS-C	10	56.640	0.250	80.523	56.734
3	77	Ian BONTHRONE	BMW E46 M3	SLS-C	12	57.545	1.155	79.257	57.635
4	777	Ian HOGGINS	Honda Civic	SLS-D	10	58.177	1.787	78.396	58.288
5	86	Adam MORRISON	Seat Leon	SLS-C	13	58.242	1.852	78.308	58.474
6	81	Ian PITMAN	Subaru Impreza	SLS-D	13	58.396	2.006	78.102	1:02.945
7	67	Marshall WISHART	Mazda RX8	SLS-D	11	58.807	2.417	77.556	59.264
8	9	Steven ARKLEY	Westfield Megabusa	SLS-C	9	59.073	2.683	77.207	59.246
9	180	Nick COOK	Fiesta Voodoo	SLS-D	9	1:00.217	3.827	75.740	1:01.009
10	94	Jonathan SCRIMGEOUR	Vauxhall Astra VXR	SLS-D	12	1:00.815	4.425	74.995	1:01.087
11	37	Andrew SKINNER	Westfield Seiw	SLS-D	13	1:01.149	4.759	74.586	1:01.181
12	101	John WALLACE	Fiat Coupe Turbo	SLS-D	11	1:01.158	4.768	74.575	1:01.727
13	42	Alex MILNE	Audi TTRS Plus	SLS-D	5	1:02.177	5.787	73.353	1:02.195
14	73	Robert DAVEY	Lotus Elise S220 Cup	SLS-D	13	1:02.358	5.968	73.140	1:02.736
15	82	Alan STEWART	TR7 V8	SLS-D	13	1:02.676	6.286	72.769	1:02.841
16	27	Iain TAYLOR	Renault Clio 182	SLS-D	13	1:06.405	10.015	68.682	1:06.551
17	58	Stewart McCracken	Caterham Super Sprint	SLS-D	13	1:08.168	11.778	66.906	1:08.214

Clerk of the Course.

Orbits

Sig : Time :  
 Chief Timekeeper : Ian Sharp (SMART Timing)  
 Results available at [www.speedhive.com](http://www.speedhive.com) and [www.smart-timing.co.uk](http://www.smart-timing.co.uk)







# Super Lap Scotland - Round 4 AC

Super Lap Scotland

Knockhill 1.267 miles

Practice - Group 2

21/07/2018 10:50

Practice (15:00 Time) started at 10:33:08

Lap	Time of Day	Lap Tm	S1	S2	S3	SFSpd	S1Spd	Lap	Time of Day	Lap Tm	S1	S2	S3	SFSpd	S1Spd
2	10:36:12.468	<b>1:22.729</b>	23.782	30.272	28.675	94.785	79.795	11	10:46:16.905	<b>1:13.028</b>	23.001	26.760	23.267	92.562	81.739
3	10:37:37.004	<b>1:24.536</b>	21.860	34.633	28.043	104.043	69.041	12	10:47:25.638	<b>1:08.733</b>	20.283	25.616	22.834	95.053	<b>89.120</b>
4	10:38:57.422	<b>1:20.418</b>	23.059	31.454	25.905	87.722	63.190	13	10:48:38.029	<b>1:12.391</b>	20.568	25.237	26.586	97.540	88.299
5	10:39:59.149	<b>1:01.727</b>	18.078	23.199	20.450	102.298	96.558								
6	10:41:01.416	<b>1:02.267</b>	17.891	23.668	20.708	116.304	97.399								
7	10:42:03.653	<b>1:02.237</b>	18.438	23.275	20.524	115.305	92.818								
8	10:43:06.115	<b>1:02.462</b>	18.079	23.817	20.566	115.107	95.053								
9	10:44:10.095	<b>1:03.980</b>	17.725	<b>22.765</b>	23.490	116.709	97.257								
10	10:45:11.253	<b>1:01.158</b>	18.058	<b>20.254</b>	<b>20.254</b>	106.015	<b>97.967</b>								
11	10:46:16.289	<b>1:05.036</b>	<b>17.570</b>	25.449	22.017	<b>117.116</b>	97.257								

(42) Alex MILNE

1	10:34:33.605	<b>1:09.838</b>	23.191	25.532	21.115	45.901	86.035
2	10:35:36.107	<b>1:02.502</b>	17.914	23.875	20.713	116.506	98.833
3	10:36:38.284	<b>1:02.177</b>	17.913	<b>23.752</b>	20.512	115.504	97.540
4	10:37:40.493	<b>1:02.209</b>	17.507	24.482	<b>20.220</b>	117.940	100.161
5	10:38:42.688	<b>1:02.195</b>	<b>17.495</b>	23.821	20.879	<b>120.697</b>	<b>100.460</b>

(73) Robert DAVEY

1	10:35:16.987	<b>1:11.338</b>	22.088	26.829	22.421	47.797	84.412
2	10:36:19.864	<b>1:02.877</b>	18.252	23.521	21.104	<b>111.290</b>	92.181
3	10:37:24.106	<b>1:04.242</b>	18.365	24.335	21.542	107.201	91.552
4	10:38:28.212	<b>1:04.106</b>	18.460	23.468	22.178	106.689	91.928
5	10:39:32.117	<b>1:03.905</b>	19.336	23.618	<b>20.951</b>	80.755	91.303
6	10:40:38.529	<b>1:06.412</b>	<b>17.861</b>	25.397	23.154	111.105	91.802
7	10:41:43.401	<b>1:04.872</b>	19.101	23.851	21.920	92.181	83.467
8	10:42:49.301	<b>1:05.900</b>	18.249	23.582	24.069	101.987	91.928
9	10:43:55.775	<b>1:06.474</b>	19.874	24.856	21.744	78.765	87.608
10	10:45:03.705	<b>1:07.930</b>	20.466	25.964	21.500	93.988	89.120
11	10:46:06.063	<b>1:02.358</b>	17.873	<b>23.226</b>	21.259	111.290	92.818
12	10:47:08.799	<b>1:02.736</b>	18.208	23.478	21.050	110.739	<b>92.947</b>
13	10:48:11.730	<b>1:02.931</b>	17.946	24.024	20.961	110.922	91.303

(82) Alan STEWART

1	10:35:01.665	<b>1:14.001</b>	21.717	28.254	24.030	46.961	86.927
2	10:36:10.916	<b>1:09.251</b>	21.678	24.569	23.004	78.488	86.368
3	10:37:14.796	<b>1:03.880</b>	19.227	23.524	21.129	97.824	90.932
4	10:38:18.176	<b>1:03.380</b>	18.637	23.509	21.234	107.372	90.198
5	10:39:25.274	<b>1:07.098</b>	19.457	25.074	22.567	103.721	90.686
6	10:40:29.710	<b>1:04.436</b>	19.595	23.623	21.218	103.561	88.767
7	10:41:37.759	<b>1:08.049</b>	19.955	26.399	21.695	102.142	87.266
8	10:42:41.145	<b>1:03.386</b>	18.698	23.656	21.032	<b>109.296</b>	90.077
9	10:43:43.986	<b>1:02.841</b>	18.645			108.764	91.802
10	10:44:56.518	<b>1:12.532</b>	19.851	26.999	25.682	103.882	73.745
11	10:46:07.778	<b>1:11.260</b>	21.423	25.807	24.030	73.342	82.951
12	10:47:10.454	<b>1:02.676</b>	<b>18.630</b>	<b>23.109</b>	<b>20.937</b>	105.020	<b>92.054</b>
13	10:48:14.892	<b>1:04.438</b>	19.090			104.856	86.927

(27) Iain TAYLOR

1	10:34:45.433	<b>1:16.659</b>	22.363	30.364	23.932	50.878	71.696
2	10:35:52.796	<b>1:07.363</b>	<b>19.194</b>	25.699	<b>22.470</b>	<b>103.242</b>	<b>81.343</b>
3	10:37:03.818	<b>1:11.022</b>	22.078	25.277	23.667	90.198	79.043
4	10:38:19.658	<b>1:15.840</b>	20.278	30.399	25.163	90.686	78.397
5	10:39:32.368	<b>1:12.710</b>	20.690	26.606	25.414	80.950	78.397
6	10:40:43.306	<b>1:10.938</b>	22.218	25.653	23.067	74.647	78.032
7	10:41:51.465	<b>1:08.159</b>	21.241	24.190	22.728	86.035	77.313
8	10:42:57.870	<b>1:06.405</b>	19.640	24.017	22.748	91.552	78.672
9	10:44:04.421	<b>1:06.551</b>	19.456	24.127	22.968	92.818	79.606
10	10:45:10.985	<b>1:06.564</b>	19.668	<b>23.848</b>	23.048	91.802	79.511
11	10:46:18.946	<b>1:07.961</b>	19.857	24.604	23.500	91.928	79.890
12	10:47:26.334	<b>1:07.388</b>	19.567	24.865	22.956	94.385	80.176
13	10:48:42.110	<b>1:15.776</b>	21.199	28.185	26.392	95.323	72.159

(58) Stewart McCracken

1	10:34:40.667	<b>1:14.822</b>	23.638	27.842	23.342	50.839	72.627
2	10:35:52.284	<b>1:11.617</b>	20.991	26.931	23.695	93.857	79.606
3	10:37:02.491	<b>1:10.207</b>	21.536	25.602	23.069	87.494	85.487
4	10:38:12.480	<b>1:09.989</b>	20.578	26.305	23.106	92.562	81.739
5	10:39:20.648	<b>1:08.168</b>	20.718	<b>25.153</b>	22.297	95.323	85.270
6	10:40:28.862	<b>1:08.214</b>	20.370	25.703	<b>22.141</b>	97.682	78.305
7	10:41:37.626	<b>1:08.764</b>	<b>20.081</b>	25.788	22.895	98.111	85.706
8	10:42:45.956	<b>1:08.330</b>	20.724	25.270	22.336	<b>100.460</b>	85.596
9	10:43:55.410	<b>1:09.454</b>	20.443	26.215	22.796	99.566	84.518
10	10:45:03.877	<b>1:08.467</b>	20.442	25.700	22.325	97.682	88.183

Clerk of the Course.

Orbits

Sig : Time :  
 Chief Timekeeper : Ian Sharp (SMART Timing)  
 Results available at [www.speedhive.com](http://www.speedhive.com) and [www.smart-timing.co.uk](http://www.smart-timing.co.uk)





**Super Lap Scotland - Round 4 AC**

**Sorted on best lap time**

Super Lap Scotland

Knockhill 1.267 miles

Practice - Group 3

21/07/2018 11:10


Practice (15:00 Time) started at 10:52:55

Pos	No.	Name	Make/Model	Class Code	Laps	Best Tm	Diff	Best Speed	2nd Best
1	0	Andy FORREST	Westfield	SLS-P	7	51.187		89.102	51.360
2	7	David LONG	Caterham R400	SLS-P	9	53.637	2.450	85.032	53.662
3	79	Eric HOLMES	Mitsubishi Evo 6RS	SLS-A	9	54.504	3.317	83.679	55.463
4	55	Fiona KINDNESS	Subaru Impreza	SLS-B	7	55.360	4.173	82.385	55.628
5	98	Matthew LAWSON	Mitsubishi Evo IV	SLS-P	7	55.695	4.508	81.890	59.476
6	44	Steven JEFFERIES	Mitsubishi Evo VI	SLS-A	5	56.320	5.133	80.981	59.419
7	61	Andy CLOTWORTHY	Subaru Impreza	SLS-B	7	57.000	5.813	80.015	58.224
8	75	Jack STRATHDEE	Ford Focus	SLS-B	7	57.063	5.876	79.926	57.900
9	10	Nev WOOD	Ariel Atom	SLS-A	11	58.036	6.849	78.586	59.647

Clerk of the Course.

Orbits

Sig :                      Time :  
 Chief Timekeeper : Ian Sharp (SMART Timing)  
 Results available at [www.speedhive.com](http://www.speedhive.com) and [www.smart-timing.co.uk](http://www.smart-timing.co.uk)



# Super Lap Scotland - Round 4 AC

Super Lap Scotland

Knockhill 1.267 miles

Practice - Group 3

21/07/2018 11:10

Practice (15:00 Time) started at 10:52:55

Lap	Time of Day	Lap Tm	S1	S2	S3	SFSpd	S1Spd
-----	-------------	--------	----	----	----	-------	-------

(0) Andy FORREST

1	10:54:37.039	<b>1:14.273</b>	23.808	30.526	19.939	49.820	60.566
2	10:55:43.508	<b>1:06.469</b>	14.805	23.042	28.622	142.479	124.735
3	10:56:49.590	<b>1:06.082</b>	21.271	26.315	18.496	72.236	81.639
4	10:57:40.777	<b>51.187</b>	14.842	<b>19.286</b>	<b>17.059</b>	<b>143.392</b>	<b>125.201</b>
5	10:58:51.865	<b>1:11.088</b>	20.766	30.601	19.721	141.877	67.242
6	10:59:43.225	<b>51.360</b>	<b>14.804</b>	19.463	17.093	143.087	124.044
7	11:01:04.090	<b>1:20.865</b>	21.750	31.123	27.992	140.687	64.527

(7) David LONG

1	10:54:13.144	<b>1:07.052</b>	22.612	25.870	18.570	45.221	68.060
2	10:55:07.558	<b>54.414</b>	15.547	20.732	18.135	129.053	114.910
3	10:56:01.220	<b>53.662</b>	15.597	<b>20.168</b>	<b>17.897</b>	131.070	115.504
4	10:56:54.857	<b>53.637</b>	<b>15.360</b>	20.379	17.898	<b>131.326</b>	<b>116.103</b>
5	10:58:03.678	<b>1:08.821</b>	19.316	26.331	23.174	130.814	74.070
6	10:59:09.576	<b>1:05.898</b>	20.247	25.429	20.222	89.002	77.671
7	11:00:03.659	<b>54.083</b>	15.393	20.560	18.130	130.560	115.305
8	11:01:10.574	<b>1:06.915</b>	18.587	26.585	21.743	131.070	80.755
9	11:02:04.764	<b>54.190</b>	15.498	20.318	18.374	129.551	114.714

(79) Eric HOLMES

1	10:54:26.806	<b>1:11.018</b>	23.815	26.816	20.387	42.259	77.671
2	10:55:24.849	<b>58.043</b>	17.821	21.502	18.720	108.941	108.413
3	10:56:21.236	<b>56.387</b>	16.560	21.342	18.485	130.053	111.846
4	10:57:42.480	<b>1:21.244</b>	22.155	32.394	26.695	135.571	56.679
5	10:58:53.873	<b>1:11.393</b>	22.448	29.761	19.184	73.342	68.060
6	10:59:49.336	<b>55.463</b>	16.069	20.825	18.569	134.484	113.549
7	11:01:11.137	<b>1:21.801</b>	22.532	31.647	27.622	131.070	51.582
8	11:02:26.908	<b>1:15.771</b>	25.166	30.566	20.039	63.973	58.304
9	11:03:21.412	<b>54.504</b>	<b>15.658</b>	<b>20.722</b>	<b>18.124</b>	<b>138.366</b>	<b>118.565</b>

(55) Fiona KINDNESS

1	10:54:18.797	<b>1:10.484</b>	24.170	27.166	19.148	41.527	60.896
2	10:55:14.425	<b>55.628</b>	<b>15.839</b>	<b>20.547</b>	19.242	<b>130.814</b>	<b>107.372</b>
3	10:56:10.353	<b>55.928</b>	16.150	20.721	19.057	130.560	106.859
4	10:58:11.818	<b>2:01.465</b>	20.676	30.216	1:10.573	130.560	64.341
5	10:59:28.472	<b>1:16.654</b>	29.969	26.213	20.472	22.236	67.649
6	11:00:38.874	<b>1:10.402</b>	21.542	28.604	20.256	116.506	58.763
7	11:01:34.234	<b>55.360</b>	15.986	20.581	<b>18.793</b>	130.814	104.692

(98) Matthew LAWSON

1	10:54:27.492	<b>1:10.382</b>	23.590			42.744	74.730
2	10:55:27.592	<b>1:00.100</b>	18.548			109.832	95.323
3	10:56:27.068	<b>59.476</b>	17.508			<b>134.215</b>	84.095
4	11:05:30.552	<b>9:03.484</b>	23.151			91.802	57.113
5	11:06:31.562	<b>1:01.010</b>	19.860			60.731	84.518
6	11:07:27.257	<b>55.695</b>	<b>16.378</b>			125.435	<b>113.166</b>
7	11:08:38.612	<b>1:11.355</b>	20.974			130.814	65.792

(44) Steven JEFFERIES

1	10:54:31.951	<b>1:10.503</b>	23.311	25.987	21.205	45.745	83.885
2	10:55:35.249	<b>1:03.298</b>	20.191	23.643	19.464	117.940	73.745
3	10:56:31.569	<b>56.320</b>	16.392	21.532	<b>18.396</b>	<b>138.366</b>	<b>114.910</b>
4	10:57:31.883	<b>1:00.314</b>	17.519	22.446	20.349	123.133	109.832
5	10:58:31.302	<b>59.419</b>	18.881	21.969	18.569	101.371	95.868

(61) Andy CLOTWORTHY

1	10:54:24.854	<b>1:10.911</b>	23.572			38.260	87.153
2	10:55:23.558	<b>58.704</b>	17.530			125.435	105.020
3	10:56:20.558	<b>57.000</b>	<b>16.655</b>			<b>130.560</b>	107.372
4	10:59:11.484	<b>2:50.926</b>	18.569			130.053	85.925
5	11:00:18.297	<b>1:06.813</b>	20.902			49.055	94.651
6	11:01:16.521	<b>58.224</b>	17.297			128.068	102.298
7	11:02:15.966	<b>59.445</b>	16.877			128.805	<b>109.296</b>

(75) Jack STRATHDEE

1	10:54:24.795	<b>1:13.308</b>	23.443	26.850	23.015	42.312	68.060
2	10:55:32.085	<b>1:07.290</b>	21.499	25.594	20.197	84.095	68.338
3	10:56:29.148	<b>57.063</b>	<b>16.521</b>	<b>21.235</b>	<b>19.307</b>	126.857	<b>107.372</b>
4	10:57:27.048	<b>57.900</b>	16.574	21.478	19.848	<b>128.313</b>	106.859
5	10:58:46.025	<b>1:18.977</b>	22.147	29.872	26.958	121.572	56.440
6	11:00:07.247	<b>1:21.222</b>	25.592	29.153	26.477	70.491	52.062
7	11:01:34.188	<b>1:26.941</b>	23.024	34.108	29.809	73.342	60.841

Clerk of the Course.

Sig : Time :  
 Chief Timekeeper : Ian Sharp (SMART Timing)

Results available at [www.speedhive.com](http://www.speedhive.com) and [www.smart-timing.co.uk](http://www.smart-timing.co.uk)

Printed: 21/07/2018 11:10:23

Orbits







# Super Lap Scotland - Round 4 AC

Sorted on best lap time

Super Lap Scotland

Knockhill 1.267 miles

Practice - Overall

21/07/2018 10:30


Practice started at 10:14:42

Pos	No.	Name	Make/Model	Class Code	Laps	Best Tm	Diff	Best Speed	2nd Best
1	0	Andy FORREST	Westfield	SLS-P	7	51.187		89.102	51.360
2	7	David LONG	Caterham R400	SLS-P	9	53.637	2.450	85.032	53.662
3	79	Eric HOLMES	Mitsubishi Evo 6RS	SLS-A	9	54.504	3.317	83.679	55.463
4	55	Fiona KINDNESS	Subaru Impreza	SLS-B	7	55.360	4.173	82.385	55.628
5	98	Matthew LAWSON	Mitsubishi Evo IV	SLS-P	7	55.695	4.508	81.890	59.476
6	44	Steven JEFFERIES	Mitsubishi Evo VI	SLS-A	5	56.320	5.133	80.981	59.419
7	78	David RYBOWSKI	Subaru Impreza WRX	SLS-C	11	56.390	5.203	80.880	56.731
8	11	Christopher CHERRY	Mitsubishi Evo	SLS-C	10	56.640	5.453	80.523	56.734
9	61	Andy CLOTWORTHY	Subaru Impreza	SLS-B	7	57.000	5.813	80.015	58.224
10	75	Jack STRATHDEE	Ford Focus	SLS-B	7	57.063	5.876	79.926	57.900
11	77	Ian BONTHRONE	BMW M3	SLS-C	12	57.545	6.358	79.257	57.635
12	10	Nev WOOD	Ariel Atom	SLS-A	11	58.036	6.849	78.586	59.647
13	777	Ian HOGGINS	Honda Civic	SLS-D	10	58.177	6.990	78.396	58.288
14	86	Adam MORRISON	Seat Leon	SLS-C	13	58.242	7.055	78.308	58.474
15	81	Ian PITMAN	Subaru Impreza	SLS-D	13	58.396	7.209	78.102	1:02.945
16	67	Marshall WISHART	Mazda RX8	SLS-D	11	58.807	7.620	77.556	59.264
17	9	Steven ARKLEY	Westfield Megabus	SLS-C	9	59.073	7.886	77.207	59.246
18	48	Robert JOBSON	VW Golf Gti TCR	Guest	11	59.738	8.551	76.347	1:00.276
19	54	Steven McNAB	Renault Clio	SLS-E	12	59.824	8.637	76.238	1:00.303
20	484	Euan DUNCAN	Honda S2000	SLS-E	14	59.983	8.796	76.036	1:00.220
21	180	Nick COOK	Fiesta Voodoo	SLS-D	9	1:00.217	9.030	75.740	1:01.009
22	6	Michael FOSTER	Renault Clio 172	SLS-E	8	1:00.332	9.145	75.596	1:00.514
23	94	Jonathan SCRIMGEOUR	Vauxhall Astra VXR	SLS-D	12	1:00.815	9.628	74.995	1:01.087
24	87	Paul BELL	Renault Clio Cup	SLS-E	7	1:00.860	9.673	74.940	1:01.025
25	888	Yumen LAI	Renault Clio 182	SLS-F	12	1:00.905	9.718	74.884	1:00.970
26	37	Andrew SKINNER	Westfield Seiw	SLS-D	13	1:01.149	9.962	74.586	1:01.181
27	101	John WALLACE	Fiat Coupe Turbo	SLS-D	11	1:01.158	9.971	74.575	1:01.727
28	18	Andy TAYLOR	Fiesta Voodoo	SLS-D	9	1:01.637	10.450	73.995	1:01.944
29	88	Martin BROWN	Subaru Impreza WRX	SLS-F	11	1:01.638	10.451	73.994	1:04.904
30	555	Lewis MacDOUGALL	Renault Clio	SLS-F	13	1:01.761	10.574	73.847	1:01.814
31	42	Alex MILNE	Audi TTRS Plus	SLS-D	5	1:02.177	10.990	73.353	1:02.195
32	73	Robert DAVEY	Lotus Elise S220 Cup	SLS-D	13	1:02.358	11.171	73.140	1:02.736
33	65	Kevin STRACHAN	Renault Clio	SLS-F	9	1:02.454	11.267	73.027	1:04.213
34	82	Alan STEWART	TR7 V8	SLS-D	13	1:02.676	11.489	72.769	1:02.841
35	28	Ewan HAMILTON	Mini Cooper S	SLS-F	12	1:02.767	11.580	72.663	1:03.337
36	60	Ray McGINLAY	Ford Puma	SLS-F	13	1:02.857	11.670	72.559	1:02.987
37	24	Jordan SMITH	Ford Escort	SLS-F	13	1:03.332	12.145	72.015	1:03.479
38	172	Keith RICHARDSON	Renault Clio 172	SLS-F	9	1:03.831	12.644	71.452	1:04.083
39	38	Sean HISLOP	Renault Clio RS	SLS-F	7	1:05.471	14.284	69.662	1:05.675
40	41	Neil METHVEN	Mini Cooper	SLS-F	11	1:05.624	14.437	69.500	1:05.935
41	155	Karen O'BRIEN	Mini Cooper	SLS-F	8	1:05.878	14.691	69.232	1:06.163
42	19	Ian WALSH	Mini Cooper	SLS-F	11	1:06.279	15.092	68.813	1:06.298
43	27	Iain TAYLOR	Renault Clio 182	SLS-D	13	1:06.405	15.218	68.682	1:06.551

Clerk of the Course.

Orbits

Sig : Time :  
 Chief Timekeeper : Ian Sharp (SMART Timing)  
 Results available at [www.speedhive.com](http://www.speedhive.com) and [www.smart-timing.co.uk](http://www.smart-timing.co.uk)





Bulletin No. \_\_\_\_\_

**Super Lap Scotland - Round 4 AC**

**Sorted on best lap time**

Super Lap Scotland Knockhill 1.267 miles  
 Practice - Overall 21/07/2018 10:30  
 Practice started at 10:14:42

Pos	No.	Name	Make/Model	Class Code	Laps	Best Tm	Diff	Best Speed	2nd Best
44	58	Stewart McCracken	Caterham Super Sprint	SLS-D	13	1:08.168	16.981	66.906	1:08.214

Clerk of the Course. Orbits

Sig : Time :  
 Chief Timekeeper : Ian Sharp (SMART Timing)  
 Results available at [www.speedhive.com](http://www.speedhive.com) and [www.smart-timing.co.uk](http://www.smart-timing.co.uk)



# Super Lap Scotland - Round 4 AC

Sorted on best lap time

Super Lap Scotland Knockhill 1.267 miles

Practice - Overall 21/07/2018 10:30

Practice started at 10:14:42

Pos	No.	Name	Make/Model	Class Code	Laps	Best Tm	Diff	Best Speed	2nd Best
-----	-----	------	------------	------------	------	---------	------	------------	----------

## Guest

1	48	Robert JOBSON	VW Golf Gti TCR	Guest	11	59.738		76.347	1:00.276
---	----	---------------	-----------------	-------	----	--------	--	--------	----------

## Super Lap Scotland (A)

1	79	Eric HOLMES	Mitsubishi Evo 6RS	SLS-A	9	54.504		83.679	55.463
2	44	Steven JEFFERIES	Mitsubishi Evo VI	SLS-A	5	56.320	1.816	80.981	59.419
3	10	Nev WOOD	Ariel Atom	SLS-A	11	58.036	3.532	78.586	59.647

## Super Lap Scotland (B)

1	55	Fiona KINDNESS	Subaru Impreza	SLS-B	7	55.360		82.385	55.628
2	61	Andy CLOTWORTHY	Subaru Impreza	SLS-B	7	57.000	1.640	80.015	58.224
3	75	Jack STRATHDEE	Ford Focus	SLS-B	7	57.063	1.703	79.926	57.900

## Super Lap Scotland (C)

1	78	David RYBOWSKI	Subaru Impreza WRX	SLS-C	11	56.390		80.880	56.731
2	11	Christopher CHERRY	Mitsubishi Evo	SLS-C	10	56.640	0.250	80.523	56.734
3	77	Ian BONTHRONE	BMW M3	SLS-C	12	57.545	1.155	79.257	57.635
4	86	Adam MORRISON	Seat Leon	SLS-C	13	58.242	1.852	78.308	58.474
5	9	Steven ARKLEY	Westfield Megabus	SLS-C	9	59.073	2.683	77.207	59.246

## Super Lap Scotland (D)

1	777	Ian HOGGINS	Honda Civic	SLS-D	10	58.177		78.396	58.288
2	81	Ian PITMAN	Subaru Impreza	SLS-D	13	58.396	0.219	78.102	1:02.945
3	67	Marshall WISHART	Mazda RX8	SLS-D	11	58.807	0.630	77.556	59.264
4	180	Nick COOK	Fiesta Voodoo	SLS-D	9	1:00.217	2.040	75.740	1:01.009
5	94	Jonathan SCRIMGEOUR	Vauxhall Astra VXR	SLS-D	12	1:00.815	2.638	74.995	1:01.087
6	37	Andrew SKINNER	Westfield Seiw	SLS-D	13	1:01.149	2.972	74.586	1:01.181
7	101	John WALLACE	Fiat Coupe Turbo	SLS-D	11	1:01.158	2.981	74.575	1:01.727
8	18	Andy TAYLOR	Fiesta Voodoo	SLS-D	9	1:01.637	3.460	73.995	1:01.944
9	42	Alex MILNE	Audi TTRS Plus	SLS-D	5	1:02.177	4.000	73.353	1:02.195
10	73	Robert DAVEY	Lotus Elise S220 Cup	SLS-D	13	1:02.358	4.181	73.140	1:02.736
11	82	Alan STEWART	TR7 V8	SLS-D	13	1:02.676	4.499	72.769	1:02.841
12	27	Iain TAYLOR	Renault Clio 182	SLS-D	13	1:06.405	8.228	68.682	1:06.551
13	58	Stewart McCracken	Caterham Super Sprint	SLS-D	13	1:08.168	9.991	66.906	1:08.214


## Super Lap Scotland (E)

1	54	Steven McNAB	Renault Clio	SLS-E	12	59.824		76.238	1:00.303
2	484	Euan DUNCAN	Honda S2000	SLS-E	14	59.983	0.159	76.036	1:00.220
3	6	Michael FOSTER	Renault Clio 172	SLS-E	8	1:00.332	0.508	75.596	1:00.514
4	87	Paul BELL	Renault Clio Cup	SLS-E	7	1:00.860	1.036	74.940	1:01.025

## Super Lap Scotland (F)

Clerk of the Course. Orbits

Sig : Time :  
 Chief Timekeeper : Ian Sharp (SMART Timing)  
 Results available at [www.speedhive.com](http://www.speedhive.com) and [www.smart-timing.co.uk](http://www.smart-timing.co.uk)





# Super Lap Scotland - Round 4 AC

Sorted on best lap time

Super Lap Scotland Knockhill 1.267 miles

Practice - Overall 21/07/2018 10:30

Practice started at 10:14:42

Pos	No.	Name	Make/Model	Class Code	Laps	Best Tm	Diff	Best Speed	2nd Best
1	888	Yumen LAI	Renault Clio 182	SLS-F	12	1:00.905		74.884	1:00.970
2	88	Martin BROWN	Subaru Impreza WRX	SLS-F	11	1:01.638	0.733	73.994	1:04.904
3	555	Lewis MacDOUGALL	Renault Clio	SLS-F	13	1:01.761	0.856	73.847	1:01.814
4	65	Kevin STRACHAN	Renault Clio	SLS-F	9	1:02.454	1.549	73.027	1:04.213
5	28	Ewan HAMILTON	Mini Cooper S	SLS-F	12	1:02.767	1.862	72.663	1:03.337
6	60	Ray McGINLAY	Ford Puma	SLS-F	13	1:02.857	1.952	72.559	1:02.987
7	24	Jordan SMITH	Ford Escort	SLS-F	13	1:03.332	2.427	72.015	1:03.479
8	172	Keith RICHARDSON	Renault Clio 172	SLS-F	9	1:03.831	2.926	71.452	1:04.083
9	38	Sean HISLOP	Renault Clio RS	SLS-F	7	1:05.471	4.566	69.662	1:05.675
10	41	Neil METHVEN	Mini Cooper	SLS-F	11	1:05.624	4.719	69.500	1:05.935
11	155	Karen O'BRIEN	Mini Cooper	SLS-F	8	1:05.878	4.973	69.232	1:06.163
12	19	Ian WALSH	Mini Cooper	SLS-F	11	1:06.279	5.374	68.813	1:06.298

## Super Lap Scotland (Pro)


1	0	Andy FORREST	Westfield	SLS-P	7	51.187		89.102	51.360
2	7	David LONG	Caterham R400	SLS-P	9	53.637	2.450	85.032	53.662
3	98	Matthew LAWSON	Mitsubishi Evo IV	SLS-P	7	55.695	4.508	81.890	59.476

Clerk of the Course.

Sig : Time :  
Chief Timekeeper : Ian Sharp (SMART Timing)

Results available at [www.speedhive.com](http://www.speedhive.com) and [www.smart-timing.co.uk](http://www.smart-timing.co.uk)

Orbits





**Super Lap Scotland - Round 4 AC**

**Sorted on best lap time**

Super Lap Scotland

Knockhill 1.267 miles

Qualifying - Group 1

21/07/2018 13:00


Practice (15:00 Time) started at 12:28:11

Pos	No.	Name	Make/Model	Class Code	Laps	Best Tm	Diff	Best Speed	2nd Best
1	87	Paul BELL	Renault Clio Cup	SLS-E	11	59.429		76.744	59.491
2	484	Euan DUNCAN	Honda S2000	SLS-E	12	59.704	0.275	76.391	59.811
3	88	Martin BROWN	Subaru Impreza WRX	SLS-F	10	59.794	0.365	76.276	59.881
4	48	Robert JOBSON	VW Golf Gti TCR	Guest	9	59.886	0.457	76.159	59.935
5	54	Steven McNAB	Renault Clio	SLS-E	13	59.888	0.459	76.156	1:00.044
6	18	Andy TAYLOR	Fiesta Voodoo	SLS-D	13	1:01.204	1.775	74.519	1:01.668
7	888	Yumen LAI	Renault Clio 182	SLS-F	9	1:01.475	2.046	74.190	1:01.533
8	555	Lewis MacDOUGALL	Renault Clio	SLS-F	13	1:01.795	2.366	73.806	1:01.991
9	60	Ray McGINLAY	Ford Puma	SLS-F	14	1:02.074	2.645	73.474	1:02.149
10	65	Kevin STRACHAN	Renault Clio	SLS-F	9	1:02.354	2.925	73.144	1:02.511
11	28	Ewan HAMILTON	Mini Cooper S	SLS-F	12	1:02.653	3.224	72.795	1:03.076
12	24	Jordan SMITH	Ford Escort	SLS-F	13	1:02.712	3.283	72.727	1:02.802
13	172	Keith RICHARDSON	Renault Clio 172	SLS-F	11	1:03.645	4.216	71.661	1:03.696
14	155	Karen O'BRIEN	Mini Cooper	SLS-F	11	1:04.526	5.097	70.682	1:05.091
15	38	Sean HISLOP	Renault Clio RS	SLS-F	9	1:04.675	5.246	70.519	1:05.796
16	41	Neil METHVEN	Mini Cooper	SLS-F	11	1:05.579	6.150	69.547	1:05.702
17	19	Ian WALSH	Mini Cooper	SLS-F	13	1:06.197	6.768	68.898	1:06.265

Clerk of the Course.

Orbits

Sig : Time :  
 Chief Timekeeper : Ian Sharp (SMART Timing)  
 Results available at [www.speedhive.com](http://www.speedhive.com) and [www.smart-timing.co.uk](http://www.smart-timing.co.uk)  
 Printed: 21/07/2018 12:48:07









# Super Lap Scotland - Round 4 AC

Sorted on best lap time

Super Lap Scotland

Knockhill 1.267 miles

Qualifying - Group 2

21/07/2018 13:20

Practice (15:00 Time) started at 12:46:52


Pos	No.	Name	Make/Model	Class Code	Laps	Best Tm	Diff	Best Speed	2nd Best
1	78	David RYBOWSKI	Subaru Impreza WRX	SLS-C	11	55.975		81.480	56.162
2	11	Christopher CHERRY	Mitsubishi Evo	SLS-C	11	56.489	0.514	80.739	56.693
3	77	Ian BONTHRONE	BMW M3	SLS-C	12	56.980	1.005	80.043	57.159
4	81	Ian PITMAN	Subaru Impreza	SLS-D	11	57.304	1.329	79.590	57.366
5	67	Marshall WISHART	Mazda RX8	SLS-D	13	57.768	1.793	78.951	58.451
6	777	Ian HOGGINS	Honda Civic	SLS-D	13	58.197	2.222	78.369	58.561
7	86	Adam MORRISON	Seat Leon	SLS-C	11	58.615	2.640	77.810	58.880
8	9	Steven ARKLEY	Westfield Megabusa	SLS-C	14	59.753	3.778	76.328	59.758
9	180	Nick COOK	Fiesta Voodoo	SLS-D	5	1:00.877	4.902	74.919	1:02.402
10	37	Andrew SKINNER	Westfield Seiw	SLS-D	14	1:01.062	5.087	74.692	1:01.291
11	42	Alex MILNE	Audi TTRS Plus	SLS-D	8	1:01.179	5.204	74.549	1:02.105
12	94	Jonathan SCRIMGEOUR	Vauxhall Astra VXR	SLS-D	13	1:01.527	5.552	74.127	1:01.699
13	27	Iain TAYLOR	Renault Clio 182	SLS-D	12	1:01.794	5.819	73.807	1:02.087
14	73	Robert DAVEY	Lotus Elise S220 Cup	SLS-D	14	1:02.454	6.479	73.027	1:02.865
15	82	Alan STEWART	TR7 V8	SLS-D	11	1:03.366	7.391	71.976	1:03.385
16	58	Stewart McCracken	Caterham Super Sprint	SLS-D	13	1:09.720	13.745	65.417	1:10.485

### Announcements

Car No's 86 & 777 - Selected lap times disallowed - Exceeding track limits.

Clerk of the Course. Orbits

Sig : Time :  
 Chief Timekeeper : Ian Sharp (SMART Timing)  
 Results available at [www.speedhive.com](http://www.speedhive.com) and [www.smart-timing.co.uk](http://www.smart-timing.co.uk)







# Super Lap Scotland - Round 4 AC

Super Lap Scotland

Knockhill 1.267 miles

Qualifying - Group 2

21/07/2018 13:20

Practice (15:00 Time) started at 12:46:52

Lap	Time of Day	Lap Tm	S1	S2	S3	SFSpd	S1Spd	Lap	Time of Day	Lap Tm	S1	S2	S3	SFSpd	S1Spd
2	12:51:03.893	<b>1:05.321</b>	21.452	23.003	20.866	41.348	89.477								
3	12:52:05.656	<b>1:01.763</b>	18.418	<b>22.491</b>	20.854	<b>110.739</b>	<b>92.054</b>								
4	12:53:15.533	<b>1:09.877</b>	19.436	25.391	25.050	99.863	87.040								
5	13:19:50.897	<b>26:35.364</b>				101.371									
6	13:20:59.471	<b>1:08.574</b>		24.202	20.828	27.869	86.590								
7	13:22:01.327	<b>1:01.856</b>	18.491	22.882	<b>20.483</b>	109.832	91.802								
8	13:23:03.080	<b>1:01.753</b>	18.352	22.693	20.708	110.739	91.552								
9	13:24:05.449	<b>1:02.369</b>	18.566	23.105	20.698	110.012	91.055								
10	13:25:06.976	<b>1:01.527</b>	<b>18.171</b>	22.676	20.680	110.012	91.802								
11	13:26:19.855	<b>1:12.879</b>	20.174	23.431	29.274	99.419	90.077								
12	13:27:21.554	<b>1:01.699</b>	18.275	22.660	20.764	104.043	91.802								
13	13:28:34.003	<b>1:12.449</b>	24.474	25.217	22.758	109.118	76.086								

(27) Iain TAYLOR

1	12:48:14.205	<b>1:09.235</b>	22.313	24.760	22.162	47.560	84.946
2	12:49:18.330	<b>1:04.125</b>	19.240	23.320	21.565	98.398	88.532
3	12:50:21.721	<b>1:03.391</b>	18.463	23.169	21.759	102.611	86.590
4	12:51:23.808	<b>1:02.087</b>	18.338	22.810	20.939	101.218	89.120
5	12:52:26.097	<b>1:02.289</b>	<b>18.062</b>	22.896	21.331	105.184	89.596
6	12:53:28.459	<b>1:02.362</b>	18.127	23.065	21.170	102.926	<b>89.836</b>
7	13:19:58.368	<b>26:29.905</b>				84.518	
8	13:21:10.403	<b>1:12.035</b>		26.568	21.641	35.715	85.487
9	13:22:13.483	<b>1:03.080</b>	18.806	23.018	21.256	104.204	86.590
10	13:23:16.878	<b>1:03.395</b>	19.178	23.215	21.002	102.768	89.002
11	13:24:20.088	<b>1:03.210</b>	18.329	23.850	21.031	104.204	87.952
12	13:25:21.882	<b>1:01.794</b>	18.175	<b>22.790</b>	<b>20.829</b>	104.856	89.002

(73) Robert DAVEY

1	12:48:46.768	<b>1:18.451</b>	25.863	28.176	24.412	39.732	70.491
2	12:49:50.266	<b>1:03.498</b>	18.523	23.815	21.160	99.714	91.427
3	12:50:53.276	<b>1:03.010</b>	18.316	23.663	21.031	109.474	91.179
4	12:52:00.331	<b>1:07.055</b>	19.133	25.667	22.255	111.105	89.358
5	12:53:03.327	<b>1:02.996</b>	18.126	23.758	21.112	110.193	91.802
6	13:19:30.087	<b>26:26.760</b>	18.680			109.832	90.809
7	13:20:39.895	<b>1:09.808</b>	22.323	26.086	21.399	43.351	82.747
8	13:21:43.077	<b>1:03.182</b>	18.337	23.677	21.168	108.941	91.427
9	13:22:47.333	<b>1:04.256</b>	18.084	23.872	22.300	110.739	91.427
10	13:23:52.984	<b>1:05.651</b>	19.799	24.517	21.335	87.837	91.552
11	13:24:58.138	<b>1:05.154</b>	18.169	23.776	23.209	<b>111.846</b>	<b>92.562</b>
12	13:26:07.807	<b>1:09.669</b>	19.750	27.256	22.663	96.143	91.303
13	13:27:10.261	<b>1:02.454</b>	<b>17.991</b>	<b>23.295</b>	21.168	109.118	92.435
14	13:28:13.126	<b>1:02.865</b>	18.428	23.427	<b>21.010</b>	109.832	92.308

(82) Alan STEWART

1	12:48:43.540	<b>1:16.815</b>	25.572			32.944	76.259
2	12:49:48.069	<b>1:04.529</b>	18.666	24.307	21.556	106.520	89.120
3	12:50:51.435	<b>1:03.366</b>	<b>18.647</b>	23.555	21.164	107.030	<b>90.809</b>
4	12:52:04.649	<b>1:13.214</b>	21.387	27.174	24.653	101.678	68.477
5	12:53:20.176	<b>1:15.527</b>	21.772	26.307	27.448	79.136	88.068
6	13:19:56.113	<b>26:35.937</b>				81.540	
7	13:21:08.983	<b>1:12.870</b>		25.939	22.251	31.184	85.054
8	13:22:12.750	<b>1:03.767</b>	18.775	<b>23.342</b>	21.650	106.520	90.564
9	13:23:19.018	<b>1:06.268</b>	19.759	25.223	21.286	101.218	72.785
10	13:24:22.403	<b>1:03.385</b>	19.040	23.366	<b>20.979</b>	104.856	89.836
11	13:25:28.511	<b>1:06.108</b>	19.573	24.742	21.793	<b>107.201</b>	76.870

(58) Stewart McCracken

1	12:48:29.121	<b>1:16.995</b>	24.239	28.709	24.047	50.801	76.782
2	12:49:40.223	<b>1:11.102</b>	20.462	27.065	23.575	96.281	83.989
3	12:50:50.708	<b>1:10.485</b>	20.348	27.449	<b>22.688</b>	98.543	84.732
4	12:52:00.428	<b>1:09.720</b>	<b>20.281</b>	26.428	23.011	<b>98.833</b>	84.412
5	12:53:12.971	<b>1:12.543</b>	20.741	27.999	23.803	96.143	82.240
6	13:19:53.943	<b>26:40.972</b>				95.323	
7	13:21:14.892	<b>1:20.949</b>		30.466	23.534	31.271	67.445
8	13:22:26.291	<b>1:11.399</b>	20.877	27.103	23.419	98.543	80.081
9	13:23:41.071	<b>1:14.780</b>	24.853	26.877	23.050	97.967	77.135
10	13:24:56.573	<b>1:15.502</b>	20.734	26.671	28.097	97.682	84.095
11	13:26:08.055	<b>1:11.482</b>	20.902	27.149	23.431	93.595	84.200
12	13:27:18.625	<b>1:10.570</b>	20.776	<b>26.358</b>	23.436	95.188	<b>85.815</b>
13	13:28:31.278	<b>1:12.653</b>	21.446	26.553	24.654	96.143	84.839

Clerk of the Course.

Orbits

Sig : Time :  
 Chief Timekeeper : Ian Sharp (SMART Timing)  
 Results available at [www.speedhive.com](http://www.speedhive.com) and [www.smart-timing.co.uk](http://www.smart-timing.co.uk)





**Super Lap Scotland - Round 4 AC**

**Sorted on best lap time**

Super Lap Scotland

Knockhill 1.267 miles

Qualifying - Group 3

21/07/2018 13:40

Practice (15:00 Time) started at 13:30:42

Pos	No.	Name	Make/Model	Class Code	Laps	Best Tm	Diff	Best Speed	2nd Best
1	0	Andy FORREST	Westfield	SLS-P	11	51.666		88.275	51.968
2	7	David LONG	Caterham R400	SLS-P	8	53.695	2.029	84.940	54.166
3	44	Steven JEFFERIES	Mitsubishi Evo VI	SLS-A	10	53.995	2.329	84.468	54.730
4	79	Eric HOLMES	Mitsubishi Evo 6RS	SLS-A	9	54.456	2.790	83.753	54.734
5	98	Matthew LAWSON	Mitsubishi Evo IV	SLS-P	8	54.974	3.308	82.964	56.894
6	55	Fiona KINDNESS	Subaru Impreza	SLS-B	7	55.150	3.484	82.699	55.410
7	13	Keith COWIE	Seat Leon Supercopa	SLS-B	8	55.681	4.015	81.910	56.232
8	75	Jack STRATHDEE	Ford Focus	SLS-B	11	56.234	4.568	81.105	56.418
9	61	Andy CLOTWORTHY	Subaru Impreza	SLS-B	9	58.055	6.389	78.561	58.434
10	10	Nev WOOD	Ariel Atom	SLS-A	10	58.861	7.195	77.485	59.109

Clerk of the Course.

Orbits

Sig : Time :  
Chief Timekeeper : Ian Sharp (SMART Timing)

Results available at [www.speedhive.com](http://www.speedhive.com) and [www.smart-timing.co.uk](http://www.smart-timing.co.uk)







# Super Lap Scotland - Round 4 AC

Sorted on best lap time

Super Lap Scotland

Knockhill 1.267 miles

Qualifying - Overall

21/07/2018 13:00


Practice started at 12:28:11

Pos	No.	Name	Make/Model	Class Code	Laps	Best Tm	Diff	Best Speed	2nd Best
1	0	Andy FORREST	Westfield	SLS-P	11	51.666		88.275	51.968
2	7	David LONG	Caterham R400	SLS-P	8	53.695	2.029	84.940	54.166
3	44	Steven JEFFERIES	Mitsubishi Evo VI	SLS-A	10	53.995	2.329	84.468	54.730
4	79	Eric HOLMES	Mitsubishi Evo 6RS	SLS-A	9	54.456	2.790	83.753	54.734
5	98	Matthew LAWSON	Mitsubishi Evo IV	SLS-P	8	54.974	3.308	82.964	56.894
6	55	Fiona KINDNESS	Subaru Impreza	SLS-B	7	55.150	3.484	82.699	55.410
7	13	Keith COWIE	Seat Leon Supercopa	SLS-B	8	55.681	4.015	81.910	56.232
8	78	David RYBOWSKI	Subaru Impreza WRX	SLS-C	11	55.975	4.309	81.480	56.162
9	75	Jack STRATHDEE	Ford Focus	SLS-B	12	56.234	4.568	81.105	56.418
10	11	Christopher CHERRY	Mitsubishi Evo	SLS-C	11	56.489	4.823	80.739	56.693
11	77	Ian BONTHRONE	BMW M3	SLS-C	12	56.980	5.314	80.043	57.159
12	81	Ian PITMAN	Subaru Impreza	SLS-D	11	57.304	5.638	79.590	57.366
13	67	Marshall WISHART	Mazda RX8	SLS-D	13	57.768	6.102	78.951	58.451
14	777	Ian HOGGINS	Honda Civic	SLS-D	14	58.037	6.371	78.585	58.197
15	61	Andy CLOTWORTHY	Subaru Impreza	SLS-B	9	58.055	6.389	78.561	58.434
16	86	Adam MORRISON	Seat Leon	SLS-C	12	58.415	6.749	78.077	58.615
17	10	Nev WOOD	Ariel Atom	SLS-A	10	58.861	7.195	77.485	59.109
18	87	Paul BELL	Renault Clio Cup	SLS-E	11	59.429	7.763	76.744	59.491
19	484	Euan DUNCAN	Honda S2000	SLS-E	12	59.704	8.038	76.391	59.811
20	9	Steven ARKLEY	Westfield Megabusa	SLS-C	14	59.753	8.087	76.328	59.758
21	88	Martin BROWN	Subaru Impreza WRX	SLS-F	10	59.794	8.128	76.276	59.881
22	48	Robert JOBSON	VW Golf Gti TCR	Guest	9	59.886	8.220	76.159	59.935
23	54	Steven McNAB	Renault Clio	SLS-E	13	59.888	8.222	76.156	1:00.044
24	180	Nick COOK	Fiesta Voodoo	SLS-D	6	1:00.877	9.211	74.919	1:02.402
25	37	Andrew SKINNER	Westfield Seiw	SLS-D	14	1:01.062	9.396	74.692	1:01.291
26	42	Alex MILNE	Audi TTRS Plus	SLS-D	8	1:01.179	9.513	74.549	1:02.105
27	18	Andy TAYLOR	Fiesta Voodoo	SLS-D	13	1:01.204	9.538	74.519	1:01.668
28	888	Yumen LAI	Renault Clio 182	SLS-F	9	1:01.475	9.809	74.190	1:01.533
29	94	Jonathan SCRIMGEOUR	Vauxhall Astra VXR	SLS-D	13	1:01.527	9.861	74.127	1:01.699
30	27	Iain TAYLOR	Renault Clio 182	SLS-D	12	1:01.794	10.128	73.807	1:02.087
31	555	Lewis MacDOUGALL	Renault Clio	SLS-F	13	1:01.795	10.129	73.806	1:01.991
32	60	Ray McGINLAY	Ford Puma	SLS-F	14	1:02.074	10.408	73.474	1:02.149
33	65	Kevin STRACHAN	Renault Clio	SLS-F	9	1:02.354	10.688	73.144	1:02.511
34	73	Robert DAVEY	Lotus Elise S220 Cup	SLS-D	14	1:02.454	10.788	73.027	1:02.865
35	28	Ewan HAMILTON	Mini Cooper S	SLS-F	12	1:02.653	10.987	72.795	1:03.076
36	24	Jordan SMITH	Ford Escort	SLS-F	13	1:02.712	11.046	72.727	1:02.802
37	82	Alan STEWART	TR7 V8	SLS-D	11	1:03.366	11.700	71.976	1:03.385
38	172	Keith RICHARDSON	Renault Clio 172	SLS-F	11	1:03.645	11.979	71.661	1:03.696
39	155	Karen O'BRIEN	Mini Cooper	SLS-F	11	1:04.526	12.860	70.682	1:05.091
40	38	Sean HISLOP	Renault Clio RS	SLS-F	9	1:04.675	13.009	70.519	1:05.796
41	41	Neil METHVEN	Mini Cooper	SLS-F	11	1:05.579	13.913	69.547	1:05.702
42	19	Ian WALSH	Mini Cooper	SLS-F	13	1:06.197	14.531	68.898	1:06.265
43	58	Stewart McCracken	Caterham Super Sprint	SLS-D	13	1:09.720	18.054	65.417	1:10.485

Clerk of the Course.

Orbits

Sig : Time :  
 Chief Timekeeper : Ian Sharp (SMART Timing)  
 Results available at [www.speedhive.com](http://www.speedhive.com) and [www.smart-timing.co.uk](http://www.smart-timing.co.uk)



# Super Lap Scotland - Round 4 AC

Sorted on best lap time

Super Lap Scotland

Knockhill 1.267 miles

Qualifying - Overall

21/07/2018 13:00

Practice started at 12:28:11

Pos	No.	Name	Make/Model	Class Code	Laps	Best Tm	Diff	Best Speed	2nd Best
-----	-----	------	------------	------------	------	---------	------	------------	----------

**Guest**

1	48	Robert JOBSON	VW Golf Gti TCR	Guest	9	59.886		76.159	59.935
---	----	---------------	-----------------	-------	---	--------	--	--------	--------

**Super Lap Scotland (A)**

1	44	Steven JEFFERIES	Mitsubishi Evo VI	SLS-A	10	53.995		84.468	54.730
2	79	Eric HOLMES	Mitsubishi Evo 6RS	SLS-A	9	54.456	0.461	83.753	54.734
3	10	Nev WOOD	Ariel Atom	SLS-A	10	58.861	4.866	77.485	59.109

**Super Lap Scotland (B)**

1	55	Fiona KINDNESS	Subaru Impreza	SLS-B	7	55.150		82.699	55.410
2	13	Keith COWIE	Seat Leon Supercopa	SLS-B	8	55.681	0.531	81.910	56.232
3	75	Jack STRATHDEE	Ford Focus	SLS-B	12	56.234	1.084	81.105	56.418
4	61	Andy CLOTWORTHY	Subaru Impreza	SLS-B	9	58.055	2.905	78.561	58.434

**Super Lap Scotland (C)**

1	78	David RYBOWSKI	Subaru Impreza WRX	SLS-C	11	55.975		81.480	56.162
2	11	Christopher CHERRY	Mitsubishi Evo	SLS-C	11	56.489	0.514	80.739	56.693
3	77	Ian BONTHRONE	BMW M3	SLS-C	12	56.980	1.005	80.043	57.159
4	86	Adam MORRISON	Seat Leon	SLS-C	12	58.415	2.440	78.077	58.615
5	9	Steven ARKLEY	Westfield Megabus	SLS-C	14	59.753	3.778	76.328	59.758

**Super Lap Scotland (D)**

1	81	Ian PITMAN	Subaru Impreza	SLS-D	11	57.304		79.590	57.366
2	67	Marshall WISHART	Mazda RX8	SLS-D	13	57.768	0.464	78.951	58.451
3	777	Ian HOGGINS	Honda Civic	SLS-D	14	58.037	0.733	78.585	58.197
4	180	Nick COOK	Fiesta Voodoo	SLS-D	6	1:00.877	3.573	74.919	1:02.402
5	37	Andrew SKINNER	Westfield Seiw	SLS-D	14	1:01.062	3.758	74.692	1:01.291
6	42	Alex MILNE	Audi TTRS Plus	SLS-D	8	1:01.179	3.875	74.549	1:02.105
7	18	Andy TAYLOR	Fiesta Voodoo	SLS-D	13	1:01.204	3.900	74.519	1:01.668
8	94	Jonathan SCRIMGEOUR	Vauxhall Astra VXR	SLS-D	13	1:01.527	4.223	74.127	1:01.699
9	27	Iain TAYLOR	Renault Clio 182	SLS-D	12	1:01.794	4.490	73.807	1:02.087
10	73	Robert DAVEY	Lotus Elise S220 Cup	SLS-D	14	1:02.454	5.150	73.027	1:02.865
11	82	Alan STEWART	TR7 V8	SLS-D	11	1:03.366	6.062	71.976	1:03.385
12	58	Stewart McCracken	Caterham Super Sprint	SLS-D	13	1:09.720	12.416	65.417	1:10.485

**Super Lap Scotland (E)**

1	87	Paul BELL	Renault Clio Cup	SLS-E	11	59.429		76.744	59.491
2	484	Euan DUNCAN	Honda S2000	SLS-E	12	59.704	0.275	76.391	59.811
3	54	Steven McNAB	Renault Clio	SLS-E	13	59.888	0.459	76.156	1:00.044

**Super Lap Scotland (F)**

1	88	Martin BROWN	Subaru Impreza WRX	SLS-F	10	59.794		76.276	59.881
---	----	--------------	--------------------	-------	----	--------	--	--------	--------

Clerk of the Course.

Sig : \_\_\_\_\_ Time : \_\_\_\_\_  
 Chief Timekeeper : Ian Sharp (SMART Timing)  
 Results available at [www.speedhive.com](http://www.speedhive.com) and [www.smart-timing.co.uk](http://www.smart-timing.co.uk)





# Super Lap Scotland - Round 4 AC

Sorted on best lap time

Super Lap Scotland

Knockhill 1.267 miles

Qualifying - Overall

21/07/2018 13:00

Practice started at 12:28:11

Pos	No.	Name	Make/Model	Class Code	Laps	Best Tm	Diff	Best Speed	2nd Best
2	888	Yumen LAI	Renault Clio 182	SLS-F	9	1:01.475	1.681	74.190	1:01.533
3	555	Lewis MacDOUGALL	Renault Clio	SLS-F	13	1:01.795	2.001	73.806	1:01.991
4	60	Ray McGINLAY	Ford Puma	SLS-F	14	1:02.074	2.280	73.474	1:02.149
5	65	Kevin STRACHAN	Renault Clio	SLS-F	9	1:02.354	2.560	73.144	1:02.511
6	28	Ewan HAMILTON	Mini Cooper S	SLS-F	12	1:02.653	2.859	72.795	1:03.076
7	24	Jordan SMITH	Ford Escort	SLS-F	13	1:02.712	2.918	72.727	1:02.802
8	172	Keith RICHARDSON	Renault Clio 172	SLS-F	11	1:03.645	3.851	71.661	1:03.696
9	155	Karen O'BRIEN	Mini Cooper	SLS-F	11	1:04.526	4.732	70.682	1:05.091
10	38	Sean HISLOP	Renault Clio RS	SLS-F	9	1:04.675	4.881	70.519	1:05.796
11	41	Neil METHVEN	Mini Cooper	SLS-F	11	1:05.579	5.785	69.547	1:05.702
12	19	Ian WALSH	Mini Cooper	SLS-F	13	1:06.197	6.403	68.898	1:06.265

## Super Lap Scotland (Pro)

1	0	Andy FORREST	Westfield	SLS-P	11	51.666		88.275	51.968
2	7	David LONG	Caterham R400	SLS-P	8	53.695	2.029	84.940	54.166
3	98	Matthew LAWSON	Mitsubishi Evo IV	SLS-P	8	54.974	3.308	82.964	56.894

Clerk of the Course.

Sig : Time :

Chief Timekeeper : Ian Sharp (SMART Timing)

Results available at [www.speedhive.com](http://www.speedhive.com) and [www.smart-timing.co.uk](http://www.smart-timing.co.uk)

Printed: 21/07/2018 20:57:23

Orbits





ORGANISERS OF THE



Round 8 - Knockhill - Anti-Clockwise

Sprint

No.	Name	Make	Run 1			Run 2			Best
			Intermediate	Flying Lap	Finish	Intermediate	Flying Lap	Finish	
1	Heather CALDER	Gould GR55	38.81	43.30	82.11	37.61	42.94	80.55	80.55
2	Colin CALDER	Gould GR55	38.61	44.01	82.62	38.19	43.70	81.89	81.89
14	Stewart ROBB	Pilbeam MP88			DNF	40.04	45.39	85.43	85.43
4	Terry HOLMES	Lola Tegra/Judd			DNF	40.75	46.38	87.13	87.13
6	Nicholas ALGAR	DJ Firehawk	42.88	49.73	92.61	41.30	47.71	89.01	89.01
3	John GRAHAM	Gould GR55B	41.75		DNF	41.59	47.88	89.47	89.47
5	Steve MILES	Van Dieman RF96	42.17	49.06	91.23	41.95	48.69	90.64	90.64
15	Graham BLACKWELL	Mygale EcoBoost	42.98	48.93	91.91	43.46	49.09	92.55	91.91
16	Pete GOULDING	Mygale FF200 X47R	42.97	49.70	92.67	43.28	50.22	93.50	92.67
8	Graham PORRETT	Lola Tegra T90			DNF	44.12	50.84	94.96	94.96
7	Simon BAINBRIDGE	SBR Chrono V8	44.39		DNF				DNF
17	Steven BROWN	JKS JR01			DNF			DNF	DNF



Scottish Motorsports Automatic Race Timing







# Super Lap Scotland - Round 4 AC

Sorted on best lap time

Super Lap Scotland

Knockhill 1.267 miles

Final - Class F

21/07/2018 14:30

Practice started at 14:13:54


Pos	No.	Name	Make/Model	Class Code	Laps	Best Tm	Diff	Best Speed	2nd Best
1	88	Martin BROWN	Subaru Impreza WRX	SLS-F	2	59.531		76.613	1:09.257
2	60	Ray McGINLAY	Ford Puma	SLS-F	2	1:01.707	2.176	73.911	1:16.768
3	888	Yumen LAI	Renault Clio 182	SLS-F	2	1:01.940	2.409	73.633	1:19.815
4	65	Kevin STRACHAN	Renault Clio	SLS-F	2	1:02.308	2.777	73.198	1:18.759
5	555	Lewis MacDOUGALL	Renault Clio	SLS-F	2	1:02.488	2.957	72.987	1:17.544
6	24	Jordan SMITH	Ford Escort	SLS-F	2	1:02.950	3.419	72.452	1:22.716
7	28	Ewan HAMILTON	Mini Cooper S	SLS-F	2	1:03.173	3.642	72.196	1:27.610
8	172	Keith RICHARDSON	Renault Clio 172	SLS-F	2	1:04.214	4.683	71.026	1:23.460
9	38	Sean HISLOP	Renault Clio RS	SLS-F	2	1:04.404	4.873	70.816	1:18.069
10	41	Neil METHVEN	Mini Cooper	SLS-F	2	1:06.239	6.708	68.854	1:21.988
11	19	Ian WALSH	Mini Cooper	SLS-F	2	1:06.786	7.255	68.290	1:10.582
12	155	Karen O'BRIEN	Mini Cooper	SLS-F	2	1:07.477	7.946	67.591	1:15.909

Clerk of the Course.

Orbits

Sig : Time :  
 Chief Timekeeper : Ian Sharp (SMART Timing)

Results available at [www.speedhive.com](http://www.speedhive.com) and [www.smart-timing.co.uk](http://www.smart-timing.co.uk)



# Super Lap Scotland - Round 4 AC

Super Lap Scotland

Knockhill 1.267 miles

Final - Class F

21/07/2018 14:30

Practice started at 14:13:54

Lap	Time of Day	Lap Tm	S1	S2	S3	SFSpd	S1Spd	Lap	Time of Day	Lap Tm	S1	S2	S3	SFSpd	S1Spd
<b>(88) Martin BROWN</b>															
1	14:23:56.304	<b>1:09.257</b>	22.863	25.842	20.552	36.333	81.441								
2	14:24:55.835	<b>59.531</b>	17.445	22.089	19.997	112.786	91.552								
<b>(60) Ray McGINLAY</b>															
1	14:23:16.471	<b>1:16.768</b>	25.396	29.830	21.542	37.158	58.152								
2	14:24:18.178	<b>1:01.707</b>	18.359	22.474	20.874	103.721	86.702								
<b>(888) Yumen LAI</b>															
1	14:23:49.019	<b>1:19.815</b>	27.932	30.952	20.931	35.963	62.484								
2	14:24:50.959	<b>1:01.940</b>	18.512	22.578	20.850	104.204	82.341								
<b>(65) Kevin STRACHAN</b>															
1	14:19:49.103	<b>1:18.759</b>	25.519	31.638	21.602	38.656	66.443								
2	14:20:51.411	<b>1:02.308</b>	18.346	23.024	20.938	105.848	86.257								
<b>(555) Lewis MacDOUGALL</b>															
1	14:23:31.780	<b>1:17.544</b>	25.376	30.135	22.033	32.961	68.060								
2	14:24:34.268	<b>1:02.488</b>	18.580	22.588	21.320	103.084	83.989								
<b>(24) Jordan SMITH</b>															
1	14:19:19.126	<b>1:22.716</b>	27.511	31.335	23.870	35.658	53.133								
2	14:20:22.076	<b>1:02.950</b>	18.266	23.250	21.434	98.111	86.035								
<b>(28) Ewan HAMILTON</b>															
1	14:19:40.708	<b>1:27.610</b>	32.020	33.176	22.414	24.994	58.970								
2	14:20:43.881	<b>1:03.173</b>	18.822	23.076	21.275	103.721	85.706								
<b>(172) Keith RICHARDSON</b>															
1	14:19:05.967	<b>1:23.460</b>	25.385	34.210	23.865	39.993	61.230								
2	14:20:10.181	<b>1:04.214</b>	18.621	23.848	21.745	102.298	83.675								
<b>(38) Sean HISLOP</b>															
1	14:15:41.678	<b>1:18.069</b>	25.184	29.694	23.191	36.472	65.986								
2	14:16:46.082	<b>1:04.404</b>	19.119	23.184	22.101	101.832	84.946								
<b>(41) Neil METHVEN</b>															
1	14:15:31.618	<b>1:21.988</b>	28.373	29.152	24.463	30.755	60.349								
2	14:16:37.857	<b>1:06.239</b>	19.700	23.964	22.575	91.055	78.214								
<b>(19) Ian WALSH</b>															
1	14:15:07.494	<b>1:10.582</b>	23.227	23.997	23.358	39.969	76.259								
2	14:16:14.280	<b>1:06.786</b>	19.522	24.141	23.123	90.564	76.086								
<b>(155) Karen O'BRIEN</b>															
1	14:15:51.094	<b>1:15.909</b>	24.507	27.533	23.869	38.679	74.316								
2	14:16:58.571	<b>1:07.477</b>	19.985	23.687	23.805	90.686	78.214								

Clerk of the Course.

Sig : Time :  
 Chief Timekeeper : Ian Sharp (SMART Timing)

Results available at [www.speedhive.com](http://www.speedhive.com) and [www.smart-timing.co.uk](http://www.smart-timing.co.uk)

Printed: 21/07/2018 20:59:45

Orbits





Bulletin No. \_\_\_\_\_

**Super Lap Scotland - Round 4 AC**

**Sorted on best lap time**

Super Lap Scotland

Knockhill 1.267 miles

Final - Class E

21/07/2018 14:40

Practice started at 14:28:24

Pos	No.	Name	Make/Model	Class Code	Laps	Best Tm	Diff	Best Speed	2nd Best
1	87	Paul BELL	Renault Clio Cup	SLS-E	2	59.463		76.700	1:12.352
2	48	Robert JOBSON	VW Golf Gti TCR	Guest	2	59.999	0.536	76.015	1:16.500
3	484	Euan DUNCAN	Honda S2000	SLS-E	2	1:00.089	0.626	75.901	1:17.940
4	54	Steven McNAB	Renault Clio	SLS-E	2	1:00.654	1.191	75.194	1:25.007

Clerk of the Course.

Sig : Time :  
 Chief Timekeeper : Ian Sharp (SMART Timing)

Results available at [www.speedhive.com](http://www.speedhive.com) and [www.smart-timing.co.uk](http://www.smart-timing.co.uk)

Printed: 21/07/2018 21:00:06

Orbits





# Super Lap Scotland - Round 4 AC

Super Lap Scotland

Knockhill 1.267 miles

Final - Class E

21/07/2018 14:40

Practice started at 14:28:24

Lap	Time of Day	Lap Tm	S1	S2	S3	SFSpd	S1Spd	Lap	Time of Day	Lap Tm	S1	S2	S3	SFSpd	S1Spd
<b>(87) Paul BELL</b>															
1	14:30:18.536	<b>1:12.352</b>	21.917	<b>29.511</b>	<b>20.924</b>	42.021	79.417								
2	14:31:17.999	<b>59.463</b>	<b>17.548</b>			106.689	<b>89.957</b>								
<b>(48) Robert JOBSON</b>															
1	14:29:41.921	<b>1:16.500</b>	23.725	32.266	20.509	50.080	65.280								
2	14:30:41.920	<b>59.999</b>	<b>17.608</b>	<b>22.256</b>	<b>20.135</b>	<b>115.305</b>	<b>95.188</b>								
<b>(484) Euan DUNCAN</b>															
1	14:30:09.960	<b>1:17.940</b>	25.052	<b>31.841</b>	<b>21.047</b>	40.040	55.278								
2	14:31:10.049	<b>1:00.089</b>	<b>18.231</b>			111.660	<b>92.181</b>								
<b>(54) Steven McNAB</b>															
1	14:30:01.917	<b>1:25.007</b>	27.805	35.263	21.939	45.312	49.380								
2	14:31:02.571	<b>1:00.654</b>	<b>17.980</b>	<b>22.297</b>	<b>20.377</b>	<b>108.764</b>	<b>90.686</b>								

Clerk of the Course. Orbits

Sig : Time :  
 Chief Timekeeper : Ian Sharp (SMART Timing)  
 Results available at [www.speedhive.com](http://www.speedhive.com) and [www.smart-timing.co.uk](http://www.smart-timing.co.uk)





**Super Lap Scotland - Round 4 AC**

**Sorted on best lap time**

Super Lap Scotland

Knockhill 1.267 miles

Final - Class D

21/07/2018 14:55

Practice started at 14:34:26


Pos	No.	Name	Make/Model	Class Code	Laps	Best Tm	Diff	Best Speed	2nd Best
1	81	Ian PITMAN	Subaru Impreza	SLS-D	2	<b>57.209</b>		79.722	1:16.398
2	777	Ian HOGGINS	Honda Civic	SLS-D	2	<b>57.830</b>	0.621	78.866	1:08.450
3	67	Marshall WISHART	Mazda RX8	SLS-D	2	<b>57.954</b>	0.745	78.698	1:07.537
4	42	Alex MILNE	Audi TTRS Plus	SLS-D	2	<b>59.884</b>	2.675	76.161	1:24.566
5	94	Jonathan SCRIMGEOUR	Vauxhall Astra VXR	SLS-D	2	<b>1:01.324</b>	4.115	74.373	1:17.244
6	73	Robert DAVEY	Lotus Elise S220 Cup	SLS-D	2	<b>1:01.337</b>	4.128	74.357	1:13.033
7	37	Andrew SKINNER	Westfield Seiw	SLS-D	2	<b>1:01.499</b>	4.290	74.161	1:14.021
8	27	Iain TAYLOR	Renault Clio 182	SLS-D	2	<b>1:02.405</b>	5.196	73.085	1:11.921
9	82	Alan STEWART	TR7 V8	SLS-D	2	<b>1:02.653</b>	5.444	72.795	1:18.878
10	58	Stewart McCracken	Caterham Super Sprint	SLS-D	2	<b>1:09.630</b>	12.421	65.501	1:17.521

Clerk of the Course.

Orbits

Sig : Time :  
Chief Timekeeper : Ian Sharp (SMART Timing)

Results available at [www.speedhive.com](http://www.speedhive.com) and [www.smart-timing.co.uk](http://www.smart-timing.co.uk)





# Super Lap Scotland - Round 4 AC

Super Lap Scotland

Knockhill 1.267 miles

Final - Class D

21/07/2018 14:55

Practice started at 14:34:26

Lap	Time of Day	Lap Tm	S1	S2	S3	SFSpd	S1Spd	Lap	Time of Day	Lap Tm	S1	S2	S3	SFSpd	S1Spd
<b>(81) Ian PITMAN</b>															
1	14:43:46.046	<b>1:16.398</b>	25.831	29.930	20.637	35.190	62.542								
2	14:44:43.255	<b>57.209</b>	<b>16.783</b>	<b>21.089</b>	<b>19.337</b>	<b>120.049</b>	<b>97.257</b>								
<b>(777) Ian HOGGINS</b>															
1	14:42:56.425	<b>1:08.450</b>	24.275	24.519	19.656	41.890	78.857								
2	14:43:54.255	<b>57.630</b>	<b>17.206</b>	<b>21.473</b>	<b>19.151</b>	<b>116.103</b>	<b>95.595</b>								
<b>(67) Marshall WISHART</b>															
1	14:43:15.914	<b>1:07.537</b>	25.155	23.130	<b>19.252</b>	41.527	69.398								
2	14:44:13.868	<b>57.954</b>	<b>17.385</b>	<b>21.153</b>	19.416	<b>119.409</b>	<b>98.979</b>								
<b>(42) Alex MILNE</b>															
1	14:39:53.219	<b>1:24.566</b>	29.374	33.464	21.728	35.829	47.459								
2	14:40:53.103	<b>59.884</b>	<b>17.064</b>	<b>22.750</b>	<b>20.070</b>	120.915	<b>102.142</b>								
<b>(94) Jonathan SCRIMGEOUR</b>															
1	14:39:30.391	<b>1:17.244</b>	24.476	30.986	21.782	37.282	64.964								
2	14:40:31.715	<b>1:01.324</b>	<b>18.299</b>	<b>22.453</b>	<b>20.572</b>	109.832	<b>91.552</b>								
<b>(73) Robert DAVEY</b>															
1	14:36:14.560	<b>1:13.033</b>	24.443	27.125	21.465	35.172	75.914								
2	14:37:15.897	<b>1:01.337</b>	<b>17.756</b>	<b>23.037</b>	<b>20.544</b>	111.290	<b>91.802</b>								
<b>(37) Andrew SKINNER</b>															
1	14:40:04.832	<b>1:14.021</b>	24.194	27.869	21.958	34.556	62.600								
2	14:41:06.331	<b>1:01.499</b>	<b>18.249</b>	<b>22.546</b>	<b>20.704</b>	102.298	<b>89.596</b>								
<b>(27) Iain TAYLOR</b>															
1	14:36:28.217	<b>1:11.921</b>	22.217	26.996	22.708	44.354	77.851								
2	14:37:30.622	<b>1:02.405</b>	<b>18.074</b>	<b>23.023</b>	<b>21.308</b>	<b>103.242</b>	<b>88.884</b>								
<b>(82) Alan STEWART</b>															
1	14:36:04.573	<b>1:18.878</b>	26.652	28.680	23.546	30.968	67.242								
2	14:37:07.226	<b>1:02.653</b>	<b>18.333</b>	<b>23.519</b>	<b>20.801</b>	<b>106.859</b>	<b>92.054</b>								
<b>(58) Stewart McCracken</b>															
1	14:35:48.355	<b>1:17.521</b>	24.393	29.371	23.757	39.039	73.422								
2	14:36:57.985	<b>1:09.630</b>	<b>20.340</b>	<b>26.698</b>	<b>22.592</b>	<b>98.398</b>	<b>82.139</b>								

Clerk of the Course.

Sig : Time :  
 Chief Timekeeper : Ian Sharp (SMART Timing)  
 Results available at [www.speedhive.com](http://www.speedhive.com) and [www.smart-timing.co.uk](http://www.smart-timing.co.uk)

Printed: 21/07/2018 21:00:55

Orbits





**Super Lap Scotland - Round 4 AC**

**Sorted on best lap time**

Super Lap Scotland

Knockhill 1.267 miles

Final - Class C


21/07/2018 15:05

Practice started at 14:46:05

Pos	No.	Name	Make/Model	Class Code	Laps	Best Tm	Diff	Best Speed	2nd Best
1	11	Christopher CHERRY	Mitsubishi Evo	SLS-C	2	56.102		81.295	1:13.641
2	78	David RYBOWSKI	Subaru Impreza WRX	SLS-C	2	56.187	0.085	81.173	1:19.518
3	77	Ian BONTRHONE	BMW M3	SLS-C	2	57.035	0.933	79.966	1:08.139
4	86	Adam MORRISON	Seat Leon	SLS-C	2	57.834	1.732	78.861	1:05.732
5	9	Steven ARKLEY	Westfield Megabus	SLS-C	2	58.227	2.125	78.329	1:19.188

Clerk of the Course. Orbits

Sig : Time :  
 Chief Timekeeper : Ian Sharp (SMART Timing)  
 Results available at [www.speedhive.com](http://www.speedhive.com) and [www.smart-timing.co.uk](http://www.smart-timing.co.uk)





# Super Lap Scotland - Round 4 AC

Super Lap Scotland

Knockhill 1.267 miles

Final - Class C

21/07/2018 15:05

Practice started at 14:46:05

Lap	Time of Day	Lap Tm	S1	S2	S3	SFSpd	S1Spd	Lap	Time of Day	Lap Tm	S1	S2	S3	SFSpd	S1Spd
<b>(11) Christopher CHERRY</b>															
1	14:51:04.972	<b>1:13.641</b>	24.373	28.587	20.681	33.255	67.717								
2	14:52:01.074	<b>56.102</b>	<b>16.456</b>	<b>20.803</b>	<b>18.843</b>	122.459	<b>102.142</b>								
<b>(78) David RYBOWSKI</b>															
1	14:51:32.717	<b>1:19.518</b>	26.085	33.335	20.098	38.457	58.203								
2	14:52:28.904	<b>56.187</b>	<b>16.081</b>	<b>21.120</b>	<b>18.986</b>	125.435	<b>103.084</b>								
<b>(77) Ian BONTHRONE</b>															
1	14:48:03.633	<b>1:08.139</b>	22.058	26.107	19.974	46.186	74.813								
2	14:49:00.668	<b>57.035</b>	<b>16.978</b>	<b>20.839</b>	<b>19.218</b>	124.504	<b>102.926</b>								
<b>(86) Adam MORRISON</b>															
1	14:47:40.385	<b>1:05.732</b>	22.595	23.583	19.554	32.640	90.686								
2	14:48:38.219	<b>57.834</b>	<b>17.056</b>	<b>21.576</b>	<b>19.202</b>	131.842	<b>104.204</b>								
<b>(9) Steven ARKLEY</b>															
1	14:47:29.864	<b>1:19.188</b>	27.642	30.585	20.961	33.238	58.507								
2	14:48:28.091	<b>58.227</b>	<b>16.664</b>	<b>22.050</b>	<b>19.513</b>	113.935	<b>100.161</b>								

Clerk of the Course. Orbits

Sig : Time :  
 Chief Timekeeper : Ian Sharp (SMART Timing)  
 Results available at [www.speedhive.com](http://www.speedhive.com) and [www.smart-timing.co.uk](http://www.smart-timing.co.uk)







Bulletin No. \_\_\_\_\_

**Super Lap Scotland - Round 4 AC**

**Sorted on best lap time**

Super Lap Scotland

Knockhill 1.267 miles

Final - Class B

21/07/2018 15:15

Practice started at 14:54:16

Pos	No.	Name	Make/Model	Class Code	Laps	Best Tm	Diff	Best Speed	2nd Best
1	55	Fiona KINDNESS	Subaru Impreza	SLS-B	2	54.907		83.065	1:13.134
2	13	Keith COWIE	Seat Leon Supercopa	SLS-B	2	55.571	0.664	82.072	1:22.048
3	75	Jack STRATHDEE	Ford Focus	SLS-B	2	1:06.978	12.071	68.095	

Clerk of the Course.

Sig : Time :  
 Chief Timekeeper : Ian Sharp (SMART Timing)

Results available at [www.speedhive.com](http://www.speedhive.com) and [www.smart-timing.co.uk](http://www.smart-timing.co.uk)

Printed: 21/07/2018 21:01:49

Orbits





# Super Lap Scotland - Round 4 AC

Super Lap Scotland

Knockhill 1.267 miles

Final - Class B

21/07/2018 15:15

Practice started at 14:54:16

Lap	Time of Day	Lap Tm	S1	S2	S3	SFSpd	S1Spd	Lap	Time of Day	Lap Tm	S1	S2	S3	SFSpd	S1Spd
<b>(55) Fiona KINDNESS</b>															
1	14:56:07.035	<b>1:13.134</b>	23.928	28.943	20.263	42.233	60.731								
2	14:57:01.942	<b>54.907</b>	<b>16.098</b>	<b>20.434</b>	<b>18.375</b>	130.306	<b>106.015</b>								
<b>(13) Keith COWIE</b>															
1	14:55:58.462	<b>1:22.048</b>	26.351	36.106	19.591	42.608	46.797								
2	14:56:54.033	<b>55.571</b>	<b>15.878</b>	<b>21.092</b>	<b>18.601</b>	<b>126.857</b>	<b>109.653</b>								
<b>(75) Jack STRATHDEE</b>															
1	14:55:27.430	<b>1:04.788</b>	<b>20.107</b>	<b>25.543</b>	19.138	44.325	<b>63.130</b>								
2	14:56:34.408	<b>1:06.978</b>	20.979	27.150	<b>18.849</b>	<b>126.618</b>	45.221								

Clerk of the Course. Orbits

Sig : Time :  
 Chief Timekeeper : Ian Sharp (SMART Timing)  
 Results available at [www.speedhive.com](http://www.speedhive.com) and [www.smart-timing.co.uk](http://www.smart-timing.co.uk)





**Super Lap Scotland - Round 4 AC**

**Sorted on best lap time**

Super Lap Scotland Knockhill 1.267 miles  
 Final - Class A 21/07/2018 15:25  
 Practice started at 14:58:41

Pos	No.	Name	Make/Model	Class Code	Laps	Best Tm	Diff	Best Speed	2nd Best
1	79	Eric HOLMES	Mitsubishi Evo 6RS	SLS-A	2	53.732		84.881	1:12.657
2	44	Steven JEFFERIES	Mitsubishi Evo VI	SLS-A	2	54.564	0.832	83.587	1:22.605
Not classified									
DNF	10	Nev WOOD	Ariel Atom	SLS-A	1	1:12.733		62.707	

Clerk of the Course. Orbits

Sig : Time :  
 Chief Timekeeper : Ian Sharp (SMART Timing)  
 Results available at [www.speedhive.com](http://www.speedhive.com) and [www.smart-timing.co.uk](http://www.smart-timing.co.uk)





# Super Lap Scotland - Round 4 AC

Super Lap Scotland

Knockhill 1.267 miles

Final - Class A

21/07/2018 15:25

Practice started at 14:58:41

Lap	Time of Day	Lap Tm	S1	S2	S3	SFSpd	S1Spd	Lap	Time of Day	Lap Tm	S1	S2	S3	SFSpd	S1Spd
<b>(79) Eric HOLMES</b>															
1	15:00:13.124	<b>1:12.657</b>	26.349	27.315	18.993	39.107	74.399								
2	15:01:06.856	<b>53.732</b>	15.594	19.975	18.163	140.392	119.409								
<b>(44) Steven JEFFERIES</b>															
1	15:00:43.430	<b>1:22.605</b>	26.850	35.521	20.234	41.864	46.961								
2	15:01:37.994	<b>54.564</b>	15.576	20.757	18.231	144.008	114.714								
<b>(10) Nev WOOD</b>															
1	15:00:00.029	<b>1:12.733</b>	21.815			48.770	58.815								

Clerk of the Course. Orbits

Sig : Time :  
 Chief Timekeeper : Ian Sharp (SMART Timing)  
 Results available at [www.speedhive.com](http://www.speedhive.com) and [www.smart-timing.co.uk](http://www.smart-timing.co.uk)





Bulletin No. \_\_\_\_\_

# Super Lap Scotland - Round 4 AC

Sorted on best lap time

Super Lap Scotland

Knockhill 1.267 miles

Final - Pro

21/07/2018 15:35

Practice started at 15:03:55

Pos	No.	Name	Make/Model	Class Code	Laps	Best Tm	Diff	Best Speed	2nd Best
1	0	Andy FORREST	Westfield	SLS-P	2	51.664		88.279	1:03.654
2	7	David LONG	Caterham R400	SLS-P	2	55.160	3.496	82.684	1:07.378
3	98	Matthew LAWSON	Mitsubishi Evo IV	SLS-P	2	57.249	5.585	79.667	1:12.162

Clerk of the Course.

Sig : Time :  
 Chief Timekeeper : Ian Sharp (SMART Timing)

Results available at [www.speedhive.com](http://www.speedhive.com) and [www.smart-timing.co.uk](http://www.smart-timing.co.uk)

Printed: 21/07/2018 21:03:00

Orbits





# Super Lap Scotland - Round 4 AC

Super Lap Scotland

Knockhill 1.267 miles

Final - Pro

21/07/2018 15:35

Practice started at 15:03:55

Lap	Time of Day	Lap Tm	S1	S2	S3	SFSpd	S1Spd	Lap	Time of Day	Lap Tm	S1	S2	S3	SFSpd	S1Spd
<b>(0) Andy FORREST</b>															
1	15:05:44.332	<b>1:03.654</b>	19.923	25.548	18.183	43.492	87.380								
2	15:06:35.996	<b>51.664</b>	<b>14.928</b>	<b>19.614</b>	<b>17.122</b>	<b>141.877</b>	<b>124.044</b>								
<b>(7) David LONG</b>															
1	15:05:28.665	<b>1:07.378</b>	23.136	25.198	19.044	50.878	60.841								
2	15:06:23.825	<b>55.160</b>	<b>16.201</b>	<b>20.504</b>	<b>18.455</b>	<b>130.306</b>	<b>112.033</b>								
<b>(98) Matthew LAWSON</b>															
1	15:05:14.528	<b>1:12.162</b>	25.261			37.743	61.341								
2	15:06:11.777	<b>57.249</b>	<b>16.363</b>			<b>131.584</b>	<b>113.357</b>								

Clerk of the Course. Orbits

Sig : Time :  
 Chief Timekeeper : Ian Sharp (SMART Timing)  
 Results available at [www.speedhive.com](http://www.speedhive.com) and [www.smart-timing.co.uk](http://www.smart-timing.co.uk)





# Super Lap Scotland - Round 4 AC

Sorted on best lap time

Super Lap Scotland

Knockhill 1.267 miles

Final - Overall

21/07/2018 14:30

Practice started at 14:13:54

Pos	No.	Name	Make/Model	Class Code	Laps	Best Tm	Diff	Best Speed	2nd Best
1	0	Andy FORREST	Westfield	SLS-P	2	51.664		88.279	1:03.654
2	79	Eric HOLMES	Mitsubishi Evo 6RS	SLS-A	2	53.732	2.068	84.881	1:12.657
3	44	Steven JEFFERIES	Mitsubishi Evo VI	SLS-A	2	54.564	2.900	83.587	1:22.605
4	55	Fiona KINDNESS	Subaru Impreza	SLS-B	2	54.907	3.243	83.065	1:13.134
5	7	David LONG	Caterham R400	SLS-P	2	55.160	3.496	82.684	1:07.378
6	13	Keith COWIE	Seat Leon Supercopa	SLS-B	2	55.571	3.907	82.072	1:22.048
7	11	Christopher CHERRY	Mitsubishi Evo	SLS-C	2	56.102	4.438	81.295	1:13.641
8	78	David RYBOWSKI	Subaru Impreza WRX	SLS-C	2	56.187	4.523	81.173	1:19.518
9	77	Ian BONTHRONE	BMW M3	SLS-C	2	57.035	5.371	79.966	1:08.139
10	81	Ian PITMAN	Subaru Impreza	SLS-D	2	57.209	5.545	79.722	1:16.398
11	98	Matthew LAWSON	Mitsubishi Evo IV	SLS-P	2	57.249	5.585	79.667	1:12.162
12	777	Ian HOGGINS	Honda Civic	SLS-D	2	57.830	6.166	78.866	1:08.450
13	86	Adam MORRISON	Seat Leon	SLS-C	2	57.834	6.170	78.861	1:05.732
14	67	Marshall WISHART	Mazda RX8	SLS-D	2	57.954	6.290	78.698	1:07.537
15	9	Steven ARKLEY	Westfield Megabus	SLS-C	2	58.227	6.563	78.329	1:19.188
16	87	Paul BELL	Renault Clio Cup	SLS-E	2	59.463	7.799	76.700	1:12.352
17	88	Martin BROWN	Subaru Impreza WRX	SLS-F	2	59.531	7.867	76.613	1:09.257
18	42	Alex MILNE	Audi TTRS Plus	SLS-D	2	59.884	8.220	76.161	1:24.566
19	48	Robert JOBSON	VW Golf Gti TCR	Guest	2	59.999	8.335	76.015	1:16.500
20	484	Euan DUNCAN	Honda S2000	SLS-E	2	1:00.089	8.425	75.901	1:17.940
21	54	Steven McNAB	Renault Clio	SLS-E	2	1:00.654	8.990	75.194	1:25.007
22	94	Jonathan SCRIMGEOUR	Vauxhall Astra VXR	SLS-D	2	1:01.324	9.660	74.373	1:17.244
23	73	Robert DAVEY	Lotus Elise S220 Cup	SLS-D	2	1:01.337	9.673	74.357	1:13.033
24	37	Andrew SKINNER	Westfield Seiw	SLS-D	2	1:01.499	9.835	74.161	1:14.021
25	60	Ray McGINLAY	Ford Puma	SLS-F	2	1:01.707	10.043	73.911	1:16.768
26	888	Yumen LAI	Renault Clio 182	SLS-F	2	1:01.940	10.276	73.633	1:19.815
27	65	Kevin STRACHAN	Renault Clio	SLS-F	2	1:02.308	10.644	73.198	1:18.759
28	27	Iain TAYLOR	Renault Clio 182	SLS-D	2	1:02.405	10.741	73.085	1:11.921
29	555	Lewis MacDOUGALL	Renault Clio	SLS-F	2	1:02.488	10.824	72.987	1:17.544
30	82	Alan STEWART	TR7 V8	SLS-D	2	1:02.653	10.989	72.795	1:18.878
31	24	Jordan SMITH	Ford Escort	SLS-F	2	1:02.950	11.286	72.452	1:22.716
32	28	Ewan HAMILTON	MIni Cooper S	SLS-F	2	1:03.173	11.509	72.196	1:27.610
33	172	Keith RICHARDSON	Renault Clio 172	SLS-F	2	1:04.214	12.550	71.026	1:23.460
34	38	Sean HISLOP	Renault Clio RS	SLS-F	2	1:04.404	12.740	70.816	1:18.069
35	75	Jack STRATHDEE	Ford Focus	SLS-B	2	1:04.788	13.124	70.396	1:06.978
36	41	Neil METHVEN	Mini Cooper	SLS-F	2	1:06.239	14.575	68.854	1:21.988
37	19	Ian WALSH	Mini Cooper	SLS-F	2	1:06.786	15.122	68.290	1:10.582
38	155	Karen O'BRIEN	Mini Cooper	SLS-F	2	1:07.477	15.813	67.591	1:15.909
39	58	Stewart McCracken	Caterham Super Sprint	SLS-D	2	1:09.630	17.966	65.501	1:17.521

Not classified

DNF	10	Nev WOOD	Ariel Atom	SLS-A	1	1:12.733		62.707	
-----	----	----------	------------	-------	---	----------	--	--------	--

Clerk of the Course.

Sig : Time :  
 Chief Timekeeper : Ian Sharp (SMART Timing)  
 Results available at [www.speedhive.com](http://www.speedhive.com) and [www.smart-timing.co.uk](http://www.smart-timing.co.uk)



# Super Lap Scotland - Round 4 AC

Sorted on best lap time

Super Lap Scotland Knockhill 1.267 miles

Final - Overall 21/07/2018 14:30

Practice started at 14:13:54

Pos	No.	Name	Make/Model	Class Code	Laps	Best Tm	Diff	Best Speed	2nd Best
-----	-----	------	------------	------------	------	---------	------	------------	----------

**Guest**

1	48	Robert JOBSON	VW Golf Gti TCR	Guest	2	59.999		76.015	1:16.500
---	----	---------------	-----------------	-------	---	--------	--	--------	----------

**Super Lap Scotland (A)**

1	79	Eric HOLMES	Mitsubishi Evo 6RS	SLS-A	2	53.732		84.881	1:12.657
2	44	Steven JEFFERIES	Mitsubishi Evo VI	SLS-A	2	54.564	0.832	83.587	1:22.605

**Not classified**

DNF	10	Nev WOOD	Ariel Atom	SLS-A	1	1:12.733		62.707	
-----	----	----------	------------	-------	---	----------	--	--------	--

**Super Lap Scotland (B)**

1	55	Fiona KINDNESS	Subaru Impreza	SLS-B	2	54.907		83.065	1:13.134
2	13	Keith COWIE	Seat Leon Supercopa	SLS-B	2	55.571	0.664	82.072	1:22.048
3	75	Jack STRATHDEE	Ford Focus	SLS-B	2	1:04.788	9.881	70.396	1:06.978

**Super Lap Scotland (C)**

1	11	Christopher CHERRY	Mitsubishi Evo	SLS-C	2	56.102		81.295	1:13.641
2	78	David RYBOWSKI	Subaru Impreza WRX	SLS-C	2	56.187	0.085	81.173	1:19.518
3	77	Ian BONTRHON	BMW M3	SLS-C	2	57.035	0.933	79.966	1:08.139
4	86	Adam MORRISON	Seat Leon	SLS-C	2	57.834	1.732	78.861	1:05.732
5	9	Steven ARKLEY	Westfield Megabus	SLS-C	2	58.227	2.125	78.329	1:19.188

**Super Lap Scotland (D)**

1	81	Ian PITMAN	Subaru Impreza	SLS-D	2	57.209		79.722	1:16.398
2	777	Ian HOGGINS	Honda Civic	SLS-D	2	57.830	0.621	78.866	1:08.450
3	67	Marshall WISHART	Mazda RX8	SLS-D	2	57.954	0.745	78.698	1:07.537
4	42	Alex MILNE	Audi TTRS Plus	SLS-D	2	59.884	2.675	76.161	1:24.566
5	94	Jonathan SCRIMGEOUR	Vauxhall Astra VXR	SLS-D	2	1:01.324	4.115	74.373	1:17.244
6	73	Robert DAVEY	Lotus Elise S220 Cup	SLS-D	2	1:01.337	4.128	74.357	1:13.033
7	37	Andrew SKINNER	Westfield Seiw	SLS-D	2	1:01.499	4.290	74.161	1:14.021
8	27	Iain TAYLOR	Renault Clio 182	SLS-D	2	1:02.405	5.196	73.085	1:11.921
9	82	Alan STEWART	TR7 V8	SLS-D	2	1:02.653	5.444	72.795	1:18.878
10	58	Stewart McCracken	Caterham Super Sprint	SLS-D	2	1:09.630	12.421	65.501	1:17.521

**Super Lap Scotland (E)**

1	87	Paul BELL	Renault Clio Cup	SLS-E	2	59.463		76.700	1:12.352
2	484	Euan DUNCAN	Honda S2000	SLS-E	2	1:00.089	0.626	75.901	1:17.940
3	54	Steven McNAB	Renault Clio	SLS-E	2	1:00.654	1.191	75.194	1:25.007

**Super Lap Scotland (F)**

1	88	Martin BROWN	Subaru Impreza WRX	SLS-F	2	59.531		76.613	1:09.257
2	60	Ray McGINLAY	Ford Puma	SLS-F	2	1:01.707	2.176	73.911	1:16.768


Clerk of the Course.

Sig : Time :  
 Chief Timekeeper : Ian Sharp (SMART Timing)

Results available at [www.speedhive.com](http://www.speedhive.com) and [www.smart-timing.co.uk](http://www.smart-timing.co.uk)

Printed: 21/07/2018 20:58:08

Orbits







# Super Lap Scotland - Round 4 AC

Sorted on best lap time

Super Lap Scotland

Knockhill 1.267 miles

Final - Overall

21/07/2018 14:30

Practice started at 14:13:54

Pos	No.	Name	Make/Model	Class Code	Laps	Best Tm	Diff	Best Speed	2nd Best
3	888	Yumen LAI	Renault Clio 182	SLS-F	2	1:01.940	2.409	73.633	1:19.815
4	65	Kevin STRACHAN	Renault Clio	SLS-F	2	1:02.308	2.777	73.198	1:18.759
5	555	Lewis MacDOUGALL	Renault Clio	SLS-F	2	1:02.488	2.957	72.987	1:17.544
6	24	Jordan SMITH	Ford Escort	SLS-F	2	1:02.950	3.419	72.452	1:22.716
7	28	Ewan HAMILTON	Mini Cooper S	SLS-F	2	1:03.173	3.642	72.196	1:27.610
8	172	Keith RICHARDSON	Renault Clio 172	SLS-F	2	1:04.214	4.683	71.026	1:23.460
9	38	Sean HISLOP	Renault Clio RS	SLS-F	2	1:04.404	4.873	70.816	1:18.069
10	41	Neil METHVEN	Mini Cooper	SLS-F	2	1:06.239	6.708	68.854	1:21.988
11	19	Ian WALSH	Mini Cooper	SLS-F	2	1:06.786	7.255	68.290	1:10.582
12	155	Karen O'BRIEN	Mini Cooper	SLS-F	2	1:07.477	7.946	67.591	1:15.909

## Super Lap Scotland (Pro)


1	0	Andy FORREST	Westfield	SLS-P	2	51.664		88.279	1:03.654
2	7	David LONG	Caterham R400	SLS-P	2	55.160	3.496	82.684	1:07.378
3	98	Matthew LAWSON	Mitsubishi Evo IV	SLS-P	2	57.249	5.585	79.667	1:12.162

Clerk of the Course.

Sig : Time :  
 Chief Timekeeper : Ian Sharp (SMART Timing)

Results available at [www.speedhive.com](http://www.speedhive.com) and [www.smart-timing.co.uk](http://www.smart-timing.co.uk)

Orbits





# Super Lap Scotland - Round 5

Sorted on best lap time

Scottish Legends Championship

Knockhill 1.267 miles

Testing - Session 1

21/07/2018 16:40


Practice (15:00 Time) started at 16:06:53

Pos	No.	Name	Make/Model	Class Code	Laps	Best Tm	Diff	Best Speed	2nd Best
1	52	Stewart BLACK	Ford Coupe	L	12	59.186		77.059	59.313
2	7	Duncan VINCENT	Ford Coupe	LT	11	59.485	0.299	76.672	59.694
3	1	John PATERSON	Ford Coupe	L	13	59.700	0.514	76.396	59.959
4	60	Dave NEWALL	Ford Coupe	L	5	59.717	0.531	76.374	59.925
5	22	Ben MASON	Sedan	L	12	59.905	0.719	76.135	1:00.180
6	71	Ryan McLEISH	Ford Coupe	L	8	1:00.024	0.838	75.984	1:00.129
7	15	Steven McGILL	Ford Coupe	L	13	1:00.400	1.214	75.511	1:01.278
8	17	Billy WAIT	Saloon	L	10	1:00.578	1.392	75.289	1:00.660
9	5	Michael PAXTON	Ford Coupe	L	13	1:01.015	1.829	74.749	1:01.116
10	33	Kieran BEATY	Ford Coupe	L	13	1:01.166	1.980	74.565	1:01.169
11	86	Jon CRITCHLOW	Sedan	LR	4	1:02.181	2.995	73.348	1:02.737
12	16	John BUSHBY	Ford Coupe	L	13	1:02.999	3.813	72.395	1:03.011
13	85	Mark BEATY	Ford Coupe	L	13	1:03.601	4.415	71.710	1:03.781
14	8	Jordan HODGSON	Ford Coupe	L	13	1:04.005	4.819	71.258	1:04.192
15	6	David HUNTER	Ford Coupe	L	13	1:04.298	5.112	70.933	1:04.364
16	30	Mark FRENCH	Ford Coupe	LR	11	1:05.863	6.677	69.247	1:06.714

Clerk of the Course.

Orbits

Sig :                      Time :  
 Chief Timekeeper : Ian Sharp (SMART Timing)  
 Results available at [www.speedhive.com](http://www.speedhive.com) and [www.smart-timing.co.uk](http://www.smart-timing.co.uk)





# Super Lap Scotland - Round 5

## Scottish Legends Championship

Knockhill 1.267 miles

### Testing - Session 1

21/07/2018 16:40

### Practice (15:00 Time) started at 16:06:53

Lap	Time of Day	Lap Tm	S1	S2	S3	S3Spd	SFSpd	Lap	Time of Day	Lap Tm	S1	S2	S3	S3Spd	SFSpd
<b>(52) Stewart BLACK</b>															
1	16:08:05.677			24.108	18.708	96.697	<b>92.690</b>	1	16:08:22.444			26.134	20.477	85.815	79.136
2	16:09:07.153	<b>1:01.476</b>	19.666	23.183	18.627	94.385	90.442	2	16:09:33.229	<b>1:10.785</b>	22.988	27.030	20.767	85.379	82.240
3	16:10:07.125	<b>59.972</b>	19.195	22.593	18.184	95.188	89.239	3	16:10:41.603	<b>1:08.374</b>	22.681	25.178	20.515	93.076	81.739
4	16:11:06.643	<b>59.518</b>	19.102	22.537	17.879	94.518	89.716	4	16:11:48.043	<b>1:06.440</b>	22.139	23.790	20.511	94.518	86.035
5	16:12:06.477	<b>59.834</b>	19.292	22.642	17.900	94.785	89.477	5	16:12:53.244	<b>1:05.201</b>	21.999	24.068	19.134	93.726	89.596
6	16:13:06.647	<b>1:00.170</b>	19.271	22.840	18.059	93.857	89.477	6	16:20:52.048	<b>6:20.064</b>		24.703	20.261	83.571	81.540
7	16:20:26.635	<b>5:51.381</b>		22.816	17.886	<b>97.399</b>	91.928	7	16:21:57.942	<b>1:05.894</b>	23.208	23.891	18.795	<b>95.323</b>	<b>90.198</b>
8	16:21:26.623	<b>59.988</b>	19.582	22.393	18.013	97.117	90.198	8	16:23:03.206	<b>1:05.264</b>	<b>19.460</b>	23.725	22.079	76.432	69.977
9	16:22:29.000	<b>1:02.377</b>			<b>17.666</b>	96.281	90.320	9	16:24:09.616	<b>1:06.210</b>	23.138	24.532	18.540	92.435	89.477
10	16:23:28.186	<b>59.186</b>		22.444	17.723	95.868	89.836	10	16:25:09.416	<b>1:00.400</b>	19.618	<b>22.870</b>	<b>17.912</b>	<b>94.252</b>	<b>89.596</b>
11	16:24:27.499	<b>59.313</b>	<b>19.054</b>	22.473	17.786	96.143	90.686	11	16:26:11.094	<b>1:01.278</b>	19.480	23.042	18.756	93.988	71.013
12	16:25:28.898	<b>1:01.399</b>	19.161	<b>22.177</b>	20.061	95.323	37.511	12	16:27:23.543	<b>1:12.449</b>	24.464	25.828	22.157	77.941	71.089
								13	16:28:41.018	<b>1:17.475</b>	25.298	26.782	25.395	81.048	28.666
<b>(7) Duncan VINCENT</b>															
1	16:09:08.231				22.894	69.831	70.789	1	16:08:07.292			24.951	18.893	89.836	87.153
2	16:10:18.575	<b>1:10.344</b>			18.747	95.053	<b>90.686</b>	2	16:09:09.408	<b>1:02.116</b>	20.346	23.286	18.484	93.988	90.198
3	16:11:20.298	<b>1:01.723</b>			18.422	95.323	89.957	3	16:10:09.986	<b>1:00.578</b>	19.638	22.980	<b>17.960</b>	<b>97.682</b>	89.477
4	16:12:21.616	<b>1:01.318</b>			18.032	96.005	90.564	4	16:11:11.238	<b>1:01.252</b>	19.908	23.267	18.077	94.385	89.477
5	16:20:26.138	<b>8:04.522</b>			17.899	96.558	89.358	5	16:12:11.898	<b>1:00.660</b>	19.606	<b>22.976</b>	18.078	95.188	90.564
6	16:21:25.623	<b>59.485</b>			17.887	94.919	88.884	6	16:20:32.061	<b>5:07.824</b>		18.393	94.651	<b>88.299</b>	
7	16:22:25.817	<b>1:00.194</b>			18.352	94.785	88.884	7	16:21:34.115	<b>1:02.054</b>		19.291	93.335	<b>90.686</b>	
8	16:23:25.511	<b>59.694</b>			17.895	94.919	89.002	8	16:22:35.105	<b>1:00.990</b>		18.234	94.120	88.183	
9	16:24:25.672	<b>1:00.161</b>	<b>19.516</b>	<b>22.649</b>	17.996	93.595	89.002	9	16:23:37.716	<b>1:02.611</b>		19.972	93.988	61.398	
10	16:25:25.577	<b>59.905</b>			<b>17.876</b>	92.308	88.884	10	16:25:16.750	<b>1:39.034</b>		34.090	54.559	25.860	
11	16:26:46.090	<b>1:20.513</b>		29.216	28.079	64.403	33.520								
<b>(1) John PATERSON</b>															
1	16:08:11.345			24.254	18.244	95.595	91.427	1	16:08:40.568			38.644	26.095	62.776	65.027
2	16:09:11.709	<b>1:00.364</b>	19.497	22.872	17.995	94.919	<b>92.054</b>	2	16:09:56.069	<b>1:15.501</b>	26.729	28.619	20.153	89.358	83.260
3	16:10:12.661	<b>1:00.952</b>	19.745	23.129	18.078	94.785	90.077	3	16:11:07.739	<b>1:11.670</b>	22.985	25.122	23.563	68.477	69.183
4	16:11:12.686	<b>1:00.025</b>	<b>19.418</b>	22.597	18.010	<b>97.682</b>	90.442	4	16:12:11.202	<b>1:03.463</b>	21.462	23.395	18.606	92.947	87.040
5	16:12:12.645	<b>59.959</b>	19.476	22.673	<b>17.810</b>	96.143	91.552	5	16:20:32.454	<b>7:10.779</b>		24.452	18.832	90.077	<b>88.416</b>
6	16:20:26.219	<b>8:13.574</b>	19.609	23.291	<b>18.017</b>	94.518	90.809	6	16:21:33.829	<b>1:01.375</b>		23.151	18.384	93.465	87.722
7	16:21:26.724	<b>1:00.505</b>	19.761	22.514	18.230	95.868	89.002	7	16:22:35.649	<b>1:01.820</b>	20.193	23.206	18.421	<b>93.726</b>	88.299
8	16:22:27.185	<b>1:00.461</b>	19.681	22.767	18.013	95.731	90.077	8	16:23:36.664	<b>1:01.015</b>	19.815	<b>22.998</b>	<b>18.202</b>	93.595	87.153
9	16:23:26.885	<b>59.700</b>	19.435	<b>22.418</b>	17.847	95.459	89.957	9	16:24:37.990	<b>1:01.326</b>	19.860	23.032	18.434	91.802	87.952
10	16:24:27.021	<b>1:00.136</b>	19.586	22.598	17.952	94.252	88.532	10	16:25:39.106	<b>1:01.116</b>	<b>19.750</b>	23.021	18.345	91.427	87.722
11	16:25:42.844	<b>1:15.823</b>	22.429	28.920	24.474	59.074	69.758	11	16:26:41.163	<b>1:02.057</b>	19.838	23.606	18.613	91.303	88.068
12	16:27:00.427	<b>1:17.583</b>	24.897	29.392	23.294	55.923	70.938	12	16:27:43.055	<b>1:01.892</b>	20.134	23.226	18.532	90.809	87.153
13	16:28:22.052	<b>1:21.625</b>	24.503	28.785	28.337	60.078	34.556	13	16:28:44.990	<b>1:01.935</b>	19.955	23.443	18.537	91.427	87.266
<b>(60) Dave NEWALL</b>															
1	16:08:24.009			23.927	18.491	93.335	89.716	1	16:08:17.492			26.829	20.756	92.054	90.320
2	16:09:23.934	<b>59.925</b>	19.655	<b>22.409</b>	17.861	97.399	90.686	2	16:09:21.595	<b>1:04.103</b>	20.932	24.116	19.055	93.335	89.120
3	16:10:23.965	<b>1:00.031</b>	19.374	22.776	17.881	<b>97.540</b>	<b>92.435</b>	3	16:10:23.766	<b>1:02.171</b>	19.946	23.462	18.763	93.726	89.716
4	16:11:24.151	<b>1:00.186</b>	19.212	22.936	18.038	94.919	90.320	4	16:11:25.777	<b>1:02.011</b>	20.275	23.171	18.565	94.919	<b>91.055</b>
5	16:12:23.868	<b>59.717</b>	19.367	22.549	<b>17.801</b>	96.558	90.564	5	16:12:27.508	<b>1:01.731</b>	20.038	23.404	<b>18.289</b>	<b>96.281</b>	89.120
								6	16:20:48.923	<b>7:05.803</b>		23.862	18.865	93.335	88.416
								7	16:21:51.901	<b>1:02.978</b>		24.002	18.293	94.919	89.596
								8	16:22:53.067	<b>1:01.166</b>	19.807	23.019	18.340	93.988	89.239
								9	16:23:54.354	<b>1:01.287</b>	19.737	<b>22.890</b>	18.660	93.726	88.416
								10	16:24:55.917	<b>1:01.563</b>	19.925	23.152	18.486	92.435	88.299
								11	16:25:57.086	<b>1:01.169</b>	<b>19.606</b>	23.250	18.313	94.919	88.068
								12	16:27:00.963	<b>1:03.877</b>	19.648	24.851	19.378	92.562	89.002
								13	16:28:02.520	<b>1:01.557</b>	19.807	23.268	18.482	91.802	87.608
<b>(33) Kieran BEATY</b>															
1	16:08:17.492							1	16:08:03.693			24.914	19.772	89.239	88.299
2	16:09:21.595	<b>1:04.103</b>						2	16:09:08.288	<b>1:04.595</b>	20.993	24.370	19.232	93.988	<b>90.320</b>
3	16:10:23.766	<b>1:02.171</b>						3	16:10:10.469	<b>1:02.181</b>	20.045	<b>23.581</b>	<b>18.555</b>	<b>94.120</b>	89.239
4	16:11:25.777	<b>1:02.011</b>						4	16:11:13.206	<b>1:02.737</b>	<b>19.747</b>	23.964	19.026	93.595	88.649
5	16:12:27.508	<b>1:01.731</b>													
6	16:20:48.923	<b>7:05.803</b>													
7	16:21:51.901	<b>1:02.978</b>													
8	16:22:53.067	<b>1:01.166</b>													
9	16:23:54.354	<b>1:01.287</b>													
10	16:24:55.917	<b>1:01.563</b>													
11	16:25:57.086	<b>1:01.169</b>													
12	16:27:00.963	<b>1:03.877</b>													
13	16:28:02.520	<b>1:01.557</b>													
<b>(86) Jon CRITCHLOW</b>															
1	16:08:03.693							1	16:08:03.693			24.914	19.772	89.239	88.299
2	16:09:08.288	<b>1:04.595</b>						2	16:09:08.288	<b>1:04.595</b>	20.993	24.370	19.232	93.988	<b>90.320</b>
3	16:10:10.469	<b>1:02.181</b>						3	16:10:10.469	<b>1:02.181</b>	20.045	<b>23.581</b>	<b>18.555</b>	<b>94.120</b>	89.239
4	16:11:13.206	<b>1:02.737</b>						4	16:11:13.206	<b>1:02.737</b>	<b>19.747</b>	23.964	19.026	93.595	88.649
<b>(16) John BUSHBY</b>															
1	16:08:11.370							1	16:08:11.370			29.782	20.917	76.259	82.139
2	16:09:18.280	<b>1:06.910</b>						2	16:09:18.280	<b>1:06.910</b>	21.837	25.882	19.191	91.427	87.722
3	16:10:21.725	<b>1:03.445</b>						3	16:10:21.725	<b>1:03.445</b>	20.311	24.499	18.635	92.435	88.649
4	16:11:24.736	<b>1:03</b>													



# Super Lap Scotland - Round 5

## Scottish Legends Championship

Knockhill 1.267 miles

### Testing - Session 1

21/07/2018 16:40

### Practice (15:00 Time) started at 16:06:53

Lap	Time of Day	Lap Tm	S1	S2	S3	S3Spd	SFSpd	Lap	Time of Day	Lap Tm	S1	S2	S3	S3Spd	SFSpd
11	16:25:55.775	1:04.159	21.117	24.263	18.779	91.552	87.380								
12	16:27:00.673	1:04.898	20.541	25.179	19.178	90.564	87.153								
13	16:28:06.913	1:06.240	21.149	24.381	20.710	90.077	67.310								

(85) Mark BEATY

1	16:08:26.340			27.722	22.094	78.488	81.938
2	16:09:36.704	1:10.364	23.471	25.517	21.376	76.694	81.839
3	16:10:46.094	1:09.390	22.956	25.658	20.776	78.857	83.780
4	16:11:56.807	1:10.713	23.971	25.953	20.789	79.700	82.849
5	16:13:05.509	1:08.702	22.944	24.872	20.886	80.755	84.732
6	16:20:50.429	6:13.329	24.564	20.636	83.989	84.946	
7	16:21:59.054	1:08.625	22.793	24.655	21.177	79.511	79.606
8	16:23:06.869	1:07.815	22.768	24.177	20.870	77.581	82.645
9	16:24:18.009	1:11.140	24.146	24.215	22.779	79.136	36.571
10	16:25:44.551	1:26.542	43.821	23.337	19.384	88.767	87.040
11	16:26:48.152	1:03.601	20.993	23.340	19.268	89.358	86.257
12	16:27:51.933	1:03.781	20.859	23.892	19.030	91.802	86.257
13	16:28:56.595	1:04.662	20.056	23.393	21.213	93.595	33.354

(8) Jordan HODGSON

1	16:08:20.391			28.175	24.046	71.773	71.013
2	16:09:36.006	1:15.615	23.928	28.478	23.209	67.854	75.402
3	16:10:49.417	1:13.411	22.707	26.984	23.720	75.742	71.850
4	16:11:59.901	1:10.484	22.964	25.903	21.617	78.950	77.761
5	16:13:09.074	1:09.173	21.276	25.871	22.026	70.491	82.039
6	16:20:58.035	6:17.181	24.531	20.179	88.183	87.380	
7	16:22:03.030	1:04.995	20.892	24.290	19.813	91.552	88.068
8	16:23:08.713	1:05.683	21.472	24.437	19.774	91.677	88.416
9	16:24:12.905	1:04.192	21.246	23.442	19.504	94.518	86.702
10	16:25:18.205	1:05.300	21.020	24.442	19.838	90.320	84.518
11	16:26:23.319	1:05.114	21.596	24.302	19.216	90.320	90.198
12	16:27:27.324	1:04.005	20.596	24.000	19.409	89.477	85.379
13	16:28:37.198	1:09.874	21.219	24.239	24.416	91.552	27.136

(6) David HUNTER

1	16:08:17.281			26.714	21.239	83.467	77.761
2	16:09:25.971	1:08.690	23.158	25.353	20.179	81.639	86.702
3	16:10:31.783	1:05.812	21.866	24.677	19.269	92.181	87.608
4	16:11:36.659	1:04.876	21.132	24.521	19.223	93.465	88.649
5	16:12:42.408	1:05.749	20.895	25.201	19.653	91.427	87.040
6	16:20:57.147	6:45.291	24.698	20.306	88.299	86.368	
7	16:22:02.513	1:05.366		24.339	19.696	89.239	86.479
8	16:23:08.097	1:05.584	21.533	24.490	19.561	90.442	86.368
9	16:24:12.461	1:04.364	21.023	23.788	19.553	88.532	87.040
10	16:25:17.846	1:05.385	21.063	24.416	19.906	90.442	85.054
11	16:26:22.662	1:04.816	21.409	24.369	19.038	91.677	90.932
12	16:27:26.960	1:04.298	20.730	24.101	19.467	89.002	86.814
13	16:28:36.453	1:09.493	21.181	24.245	24.067	91.303	28.976

(30) Mark FRENCH

1	16:08:02.945			25.117	20.232	85.706	81.639
2	16:09:11.386	1:08.441	21.224	26.848	20.369	83.157	82.240
3	16:10:18.703	1:07.317	21.992	25.563	19.762	87.608	81.938
4	16:11:25.811	1:07.108	21.014	24.665	21.429	86.146	82.747
5	16:12:33.551	1:07.740	21.204	26.307	20.229	84.732	81.739
6	16:21:02.721	7:08.255		25.236	21.346	86.035	68.547
7	16:22:34.831	1:32.110			34.805	53.049	29.892
8	16:24:50.673	2:15.842	1:30.540	25.441	19.861	85.379	81.639
9	16:25:58.232	1:07.559	22.769	24.952	19.838	86.814	82.951
10	16:27:04.946	1:06.714	21.221	25.746	19.747	84.412	81.639
11	16:28:10.809	1:05.863	21.121	24.973	19.769	85.270	80.950

Clerk of the Course.

Sig : Time :  
 Chief Timekeeper : Ian Sharp (SMART Timing)  
 Results available at [www.speedhive.com](http://www.speedhive.com) and [www.smart-timing.co.uk](http://www.smart-timing.co.uk)





# Super Lap Scotland - Round 5

Sorted on best lap time

Rockstar Energy Chase

Knockhill 1.267 miles

Qualifying

21/07/2018 17:00


Practice (15:00 Time) started at 16:37:11

Pos	No.	Name	Make/Model	Class Code	Laps	Best Tm	Diff	Best Speed	2nd Best
1	7	David LONG	Caterham R400	SLS-P	7	53.613		85.070	54.159
2	13	Keith COWIE	Seat Leon Supercopa	SLS-B	10	56.258	2.645	81.070	56.485
3	78	David RYBOWSKI	Subaru Impreza WRX	SLS-C	4	58.410	4.797	78.083	59.662
4	777	Ian HOGGINS	Honda Civic	SLS-D	15	58.675	5.062	77.731	58.780
5	67	Marshall WISHART	Mazda RX8	SLS-D	12	58.676	5.063	77.729	58.862
6	86	Adam MORRISON	Seat Leon	SLS-C	8	58.697	5.084	77.701	58.902
7	6	Michael FOSTER	Renault Clio 172	SLS-E	13	59.789	6.176	76.282	59.865
8	54	Steven McNAB	Renault Clio	SLS-E	13	59.928	6.315	76.105	1:00.160
9	87	Paul BELL	Renault Clio Cup	SLS-E	14	59.954	6.341	76.072	59.962
10	888	Yumen LAI	Renault Clio 182	SLS-F	6	1:01.704	8.091	73.915	1:02.503
11	55	Fiona KINDNESS	Mini Cooper	SLS-F	11	1:03.614	10.001	71.696	1:03.636
12	41	Neil METHVEN	Mini Cooper	SLS-F	14	1:04.923	11.310	70.250	1:05.079
13	19	Ian WALSH	Mini Cooper	SLS-F	14	1:05.032	11.419	70.132	1:05.057

Clerk of the Course.

Orbits

Sig :                      Time :  
 Chief Timekeeper : Ian Sharp (SMART Timing)  
 Results available at [www.speedhive.com](http://www.speedhive.com) and [www.smart-timing.co.uk](http://www.smart-timing.co.uk)





# Super Lap Scotland - Round 5

## Rockstar Energy Chase

## Knockhill 1.267 miles

### Qualifying

21/07/2018 17:00

Practice (15:00 Time) started at 16:37:11

Lap	Time of Day	Lap Tm	S1	S2	S3	S3Spd	SFSpd
<b>(7) David LONG</b>							
1	16:38:22.462			24.153	17.708	92.947	110.556
2	16:39:17.203	<b>54.741</b>	17.863	21.167	15.711	116.304	113.935
3	16:40:11.362	<b>54.159</b>	17.921	<b>20.674</b>	15.564	118.356	114.129
4	16:41:05.671	<b>54.309</b>	17.983	20.707	15.619	<b>118.775</b>	112.408
5	16:42:12.832	<b>1:07.161</b>	17.943	28.432	20.786	53.133	113.357
6	16:43:06.445	<b>53.613</b>	<b>17.566</b>	20.728	<b>15.319</b>	114.714	<b>114.518</b>
7	16:44:18.151	<b>1:11.706</b>	19.718	26.295	25.693	76.000	28.472

Lap	Time of Day	Lap Tm	S1	S2	S3	S3Spd	SFSpd
<b>(54) Steven McNAB</b>							
5	16:42:38.177	<b>59.972</b>	19.452	22.585	17.935	94.651	87.494
6	16:43:44.204	<b>1:06.027</b>	19.575	26.569	19.883	64.589	85.925
7	16:44:44.069	<b>59.865</b>	19.472	<b>22.396</b>	17.997	94.785	86.814
8	16:45:43.858	<b>59.789</b>	<b>19.303</b>	22.628	<b>17.858</b>	94.919	86.590
9	16:46:44.118	<b>1:00.260</b>	19.636	22.441	18.183	94.919	<b>88.299</b>
10	16:47:56.811	<b>1:12.693</b>	20.647	27.350	24.696	81.441	31.835
11	16:50:41.079	<b>2:44.268</b>	2:01.762	23.937	18.569	92.690	85.596
12	16:51:41.470	<b>1:00.391</b>	19.568	22.751	18.072	94.120	87.837
13	16:52:41.426	<b>59.956</b>	19.463	22.417	18.076	94.919	86.927

<b>(13) Keith COWIE</b>							
1	16:38:35.694			26.526	17.925	93.205	106.520
2	16:39:32.992	<b>57.298</b>	19.141	22.032	<b>16.125</b>	<b>114.323</b>	<b>107.717</b>
3	16:40:34.197	<b>1:01.205</b>	18.994	22.841	19.370	79.323	103.084
4	16:41:30.455	<b>56.258</b>	18.409	21.408	16.441	113.357	105.681
5	16:42:27.120	<b>56.665</b>	18.598	<b>21.313</b>	16.754	112.033	103.561
6	16:43:40.544	<b>1:13.424</b>	20.839	27.296	25.289	59.335	36.472
7	16:45:41.558	<b>2:01.014</b>	1:21.249	22.620	17.145	108.238	104.692
8	16:46:38.334	<b>56.776</b>	<b>18.396</b>	21.624	16.756	110.739	102.768
9	16:47:34.819	<b>56.485</b>	18.442	21.471	16.572	112.033	104.692
10	16:48:50.376	<b>1:15.557</b>	19.666	25.133	30.758	64.838	26.234

<b>(87) Paul BELL</b>							
1	16:38:23.046			24.276	19.016	90.932	88.183
2	16:39:25.476	<b>1:02.430</b>	20.257	23.472	18.701	92.054	89.358
3	16:40:25.870	<b>1:00.394</b>	19.532	22.777	18.085	96.281	89.239
4	16:41:29.703	<b>1:03.833</b>	19.469	22.876	21.488	96.005	62.137
5	16:42:47.697	<b>1:17.994</b>	25.282	28.887	23.825	69.112	72.081
6	16:43:56.896	<b>1:09.199</b>	24.352	25.862	18.985	92.054	<b>89.716</b>
7	16:44:57.502	<b>1:00.606</b>	19.569	22.976	18.061	96.558	88.767
8	16:45:57.662	<b>1:00.160</b>	19.574	<b>22.635</b>	17.951	96.976	88.767
9	16:47:09.856	<b>1:12.194</b>	21.823	29.984	20.387	75.233	88.649
10	16:48:10.288	<b>1:00.432</b>	19.738	22.696	17.998	<b>97.117</b>	88.649
11	16:49:22.308	<b>1:12.020</b>	22.242	29.676	20.102	79.985	89.716
12	16:50:22.236	<b>59.928</b>	<b>19.368</b>	22.668	<b>17.892</b>	97.117	89.239
13	16:51:42.113	<b>1:19.877</b>	22.538	30.898	26.441	70.863	32.608

<b>(78) David RYBOWSKI</b>							
1	16:38:33.124			27.234	19.185	80.465	100.310
2	16:39:31.534	<b>58.410</b>	<b>19.480</b>	<b>22.227</b>	<b>16.703</b>	<b>103.721</b>	<b>100.460</b>
3	16:40:31.196	<b>59.662</b>			17.170	102.611	100.161
4	16:41:44.415	<b>1:13.219</b>		27.329	24.020	68.199	29.919

<b>(777) Ian HOGGINS</b>							
1	16:38:36.915			25.425	18.339	97.399	91.179
2	16:39:36.407	<b>59.492</b>	19.183	22.528	17.781	100.611	91.677
3	16:40:35.945	<b>59.538</b>	18.980	22.699	17.859	100.011	91.552
4	16:41:34.799	<b>58.854</b>	<b>18.888</b>	22.279	17.687	100.611	<b>92.054</b>
5	16:42:34.454	<b>59.655</b>	19.203	22.664	17.788	97.682	90.686
6	16:43:33.644	<b>59.190</b>	19.054	22.216	17.920	98.833	91.303
7	16:44:32.424	<b>58.780</b>	18.934	21.998	17.848	98.398	91.802
8	16:45:31.273	<b>58.849</b>	19.122	21.980	17.747	100.762	91.179
9	16:46:34.085	<b>1:02.812</b>	19.052	24.893	18.867	82.240	90.320
10	16:47:32.760	<b>58.675</b>	18.979	<b>21.953</b>	17.743	<b>101.218</b>	91.179
11	16:48:31.556	<b>58.796</b>	18.938	22.325	<b>17.533</b>	100.161	91.303
12	16:49:30.675	<b>59.119</b>	19.045	22.082	17.992	100.011	88.416
13	16:50:29.512	<b>58.837</b>	19.256	22.015	17.566	100.914	91.427
14	16:51:44.675	<b>1:15.163</b>			19.058	87.837	91.303
15	16:52:59.663	<b>1:14.988</b>		29.085	25.818	69.041	33.672

<b>(67) Marshall WISHART</b>							
1	16:38:20.003			23.992	19.395	96.143	95.868
2	16:39:19.918	<b>59.915</b>	19.379	22.395	18.141	101.524	<b>97.117</b>
3	16:40:18.780	<b>58.862</b>	19.184	<b>21.844</b>	17.834	<b>103.402</b>	96.005
4	16:41:18.140	<b>59.360</b>	19.128	22.198	18.034	101.371	93.726
5	16:42:17.294	<b>59.154</b>	19.163	22.199	<b>17.792</b>	101.524	94.385
6	16:43:15.970	<b>58.676</b>	<b>18.880</b>	21.850	17.946	100.914	92.947
7	16:44:27.339	<b>1:11.369</b>	19.428	32.453	19.488	73.502	92.947
8	16:45:26.457	<b>59.118</b>	19.101	22.016	18.001	100.161	92.690
9	16:46:44.839	<b>1:18.382</b>	22.344	31.433	24.605	62.079	63.669
10	16:48:01.561	<b>1:16.722</b>	26.327	31.088	19.307	78.032	92.054
11	16:49:01.181	<b>59.620</b>	19.319	22.212	18.089	99.566	92.435
12	16:50:05.576	<b>1:04.395</b>	18.948	21.938	23.509	99.125	34.309

<b>(86) Adam MORRISON</b>							
1	16:38:25.317			23.381	23.296	93.335	36.412
2	16:41:45.362	<b>3:20.045</b>	2:39.903	22.877	17.265	112.408	101.678
3	16:42:44.059	<b>58.697</b>	19.391	22.096	<b>17.210</b>	114.714	100.161
4	16:43:42.961	<b>58.902</b>	19.309	22.094	17.499	106.183	<b>102.142</b>
5	16:44:56.769	<b>1:13.808</b>	19.026	31.686	23.096	54.338	67.310
6	16:46:05.313	<b>1:08.544</b>	24.297	26.214	18.033	88.299	101.371
7	16:47:06.093	<b>1:00.780</b>	<b>18.883</b>	<b>21.906</b>	19.991	<b>114.910</b>	97.399
8	16:49:07.919	<b>2:01.826</b>			29.693	54.119	32.783

<b>(6) Michael FOSTER</b>							
1	16:38:37.790			26.746	19.261	90.932	87.494
2	16:39:37.820	<b>1:00.030</b>	19.481	22.525	18.024	<b>94.919</b>	87.153
3	16:40:37.989	<b>1:00.169</b>	19.355	22.790	18.024	94.518	86.927
4	16:41:38.205	<b>1:00.216</b>	19.527	22.650	18.039	93.726	86.368

<b>(888) Yumen LAI</b>							
1	16:38:25.434			24.205	19.275	88.649	83.260
2	16:39:27.937	<b>1:02.503</b>	20.417	23.135	18.951	<b>92.818</b>	83.260
3	16:40:29.641	<b>1:01.704</b>	<b>19.927</b>	<b>23.128</b>	<b>18.649</b>	92.562	<b>83.989</b>
4	16:41:32.780	<b>1:03.139</b>	20.043	23.623	19.473	92.054	70.789
5	16:42:51.741	<b>1:18.961</b>	24.806	31.409	22.746	67.581	71.620
6	16:44:08.112	<b>1:16.371</b>	23.041	27.303	26.027	78.672	30.462

<b>(55) Fiona KINDNESS</b>							
1	16:38:48.797			33.901	25.542	63.851	56.775
2	16:39:56.272	<b>1:07.475</b>	23.098	24.679	19.698	83.363	76.607
3	16:40:59.886	<b>1:03.614</b>	20.642	<b>23.701</b>	19.271	83.989	76.870
4	16:42:03.522	<b>1:03.636</b>	<b>20.507</b>	23.711	19.418	<b>84.412</b>	<b>77.313</b>
5	16:43:23.482	<b>1:19.960</b>	22.994	30.833	26.133	66.774	34.117
6	16:45:55.244	<b>2:31.762</b>	1:46.292	25.568	19.902	81.938	76.432
7	16:46:59.222	<b>1:03.978</b>	20.836	23.775	19.367	83.989	76.259
8	16:48:03.255	<b>1:04.033</b>	20.735	23.738	19.560	84.095	76.345
9	16:49:07.167	<b>1:03.912</b>	20.848	23.823	<b>19.241</b>	84.095	76.345
10	16:50:11.490	<b>1:04.323</b>	20.972	23.873	19.478	83.571	76.432
11	16:51:37.207	<b>1:25.717</b>	26.136	33.546	26.035	54.603	34.861

<b>(41) Neil METHVEN</b>							
1	16:38:45.846			25.090	20.145	82.341	75.742
2	16:39:51.816	<b>1:05.970</b>	21.549	24.376	20.045	82.645	76.172
3	16:40:57.417	<b>1:05.601</b>	21.026	24.918	19.657	81.839	76.345
4	16:42:02.496	<b>1:05.079</b>	21.101	24.204	19.774	82.951	76.086
5	16:43:11.046	<b>1:08.550</b>			19.646	82.747	<b>76.870</b>
6	16:44:17.265	<b>1:06.219</b>		24.734	19.891	83.054	76.870
7	16:45:22.864	<b>1:05.599</b>	21.600	24.382	19.617	83.885	76.172
8	16:46:28.753	<b>1:05.889</b>	21.687	24.507	19.695	83.260	75.572
9	16:47:34.807	<b>1:06.054</b>	21.496	24.697	19.861	81.839	76.172
10	16:48:40.398	<b>1:05.591</b>	21.041	24.887	19.663	82.341	76.345
11	16:49:46.490	<b>1:06.092</b>	<b>20.837</b>	24.322	20.933	83.467	60.



# Super Lap Scotland - Round 5

Rockstar Energy Chase

Knockhill 1.267 miles

Qualifying

21/07/2018 17:00

Practice (15:00 Time) started at 16:37:11

Lap	Time of Day	Lap Tm	S1	S2	S3	S3Spd	SFSpd	Lap	Time of Day	Lap Tm	S1	S2	S3	S3Spd	SFSpd
12	16:50:54.834	1:08.344	24.484	24.278	19.582	84.518	76.086								
13	16:51:59.757	1:04.923	21.317	24.020	19.586	84.625	76.172								
14	16:53:05.272	1:05.515	21.169	23.880	20.466	84.946	74.647								

(19) Ian WALSH

1	16:38:47.499			25.022	21.101	81.244	74.234
2	16:39:52.746	1:05.247	21.102	24.119	20.026	82.341	74.647
3	16:40:58.105	1:05.359	21.098	24.112	20.149	80.755	75.317
4	16:42:03.162	1:05.057	20.897	24.156	20.004	83.571	74.981
5	16:43:10.611	1:07.449	21.060	26.430	19.959	81.540	74.813
6	16:44:16.961	1:06.350	21.608	24.761	19.981	79.985	74.647
7	16:45:22.685	1:05.724	21.360	24.447	19.917	81.839	74.647
8	16:46:29.338	1:06.653	22.255	24.433	19.965	83.363	74.730
9	16:47:36.293	1:06.955	21.591	24.550	20.814	82.442	71.315
10	16:48:42.599	1:06.306	21.644	24.643	20.019	81.639	74.399
11	16:49:48.480	1:05.881	21.524	24.444	19.913	81.343	74.234
12	16:50:54.174	1:05.694	21.580	24.160	19.954	81.938	74.152
13	16:51:59.206	1:05.032	21.263	24.006	19.763	82.240	74.399
14	16:53:06.263	1:07.057	21.132	24.098	21.827	82.240	62.310

Clerk of the Course. Orbits

Sig : Time :  
 Chief Timekeeper : Ian Sharp (SMART Timing)  
 Results available at [www.speedhive.com](http://www.speedhive.com) and [www.smart-timing.co.uk](http://www.smart-timing.co.uk)



# Super Lap Scotland - Round 5


Rockstar Energy Chase

Knockhill 1.267 miles

Race


22/07/2018 17:45

Race (10 Laps)



POLE POSITION

Rank	Driver	Time	Rank
2	13 Keith COWIE	56.258	1
4	777 Ian HOGGINS	58.675	2
6	86 Adam MORRISON	58.697	3
8	54 Steven McNAB	59.928	4
10	888 Yumen LAI	1:01.704	5
12	41 Neil METHVEN	1:04.923	6
			7
			8
			9
			10
			11
			12
			13







# Super Lap Scotland - Round 5

Sorted on best lap time

Scottish Legends Championship

Knockhill 1.267 miles

Testing - Session 2

21/07/2018 17:20

Practice (15:00 Time) started at 16:55:01

Pos	No.	Name	Make/Model	Class Code	Laps	Best Tm	Diff	Best Speed	2nd Best
1	52	Stewart BLACK	Ford Coupe	L	10	58.996		77.308	59.233
2	7	Duncan VINCENT	Ford Coupe	LT	11	59.443	0.447	76.726	59.556
3	71	Ryan McLEISH	Ford Coupe	L	12	59.500	0.504	76.653	59.810
4	1	John PATERSON	Ford Coupe	L	12	59.501	0.505	76.651	59.561
5	22	Ben MASON	Sedan	L	8	59.571	0.575	76.561	59.824
6	37	Ivor GREENWOOD	Ford Coupe	L	10	59.600	0.604	76.524	59.642
7	60	Dave NEWALL	Ford Coupe	L	7	59.716	0.720	76.376	59.744
8	15	Steven McGILL	Ford Coupe	L	11	59.886	0.890	76.159	1:00.129
9	8	Jordan HODGSON	Ford Coupe	L	14	1:00.133	1.137	75.846	1:00.356
10	6	David HUNTER	Ford Coupe	L	14	1:00.168	1.172	75.802	1:00.232
11	5	Michael PAXTON	Ford Coupe	L	15	1:00.385	1.389	75.529	1:00.957
12	17	Billy WAIT	Saloon	L	11	1:00.799	1.803	75.015	1:01.253
13	85	Mark BEATY	Ford Coupe	L	11	1:00.831	1.835	74.976	1:01.013
14	44	Colm O'SULLIVAN	Ford Coupe	LR	15	1:00.914	1.918	74.873	1:00.926
15	33	Kieran BEATY	Ford Coupe	L	14	1:01.055	2.059	74.701	1:01.484
16	16	John BUSHBY	Ford Coupe	L	10	1:02.759	3.763	72.672	1:02.867
17	30	Mark FRENCH	Ford Coupe	LR	5	1:07.186	8.190	67.884	1:15.786

Clerk of the Course.

Orbits

Sig : Time :  
Chief Timekeeper : Ian Sharp (SMART Timing)

Results available at [www.speedhive.com](http://www.speedhive.com) and [www.smart-timing.co.uk](http://www.smart-timing.co.uk)

