

# Knockhill

26<sup>th</sup>/27<sup>th</sup> May 2018

## Knockhill Motor Sports Club Scottish Championship Bike Meeting

Reverse direction



**S.M.A.R.T.**

**Scottish Motorsports Automatic Race Timing**

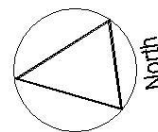
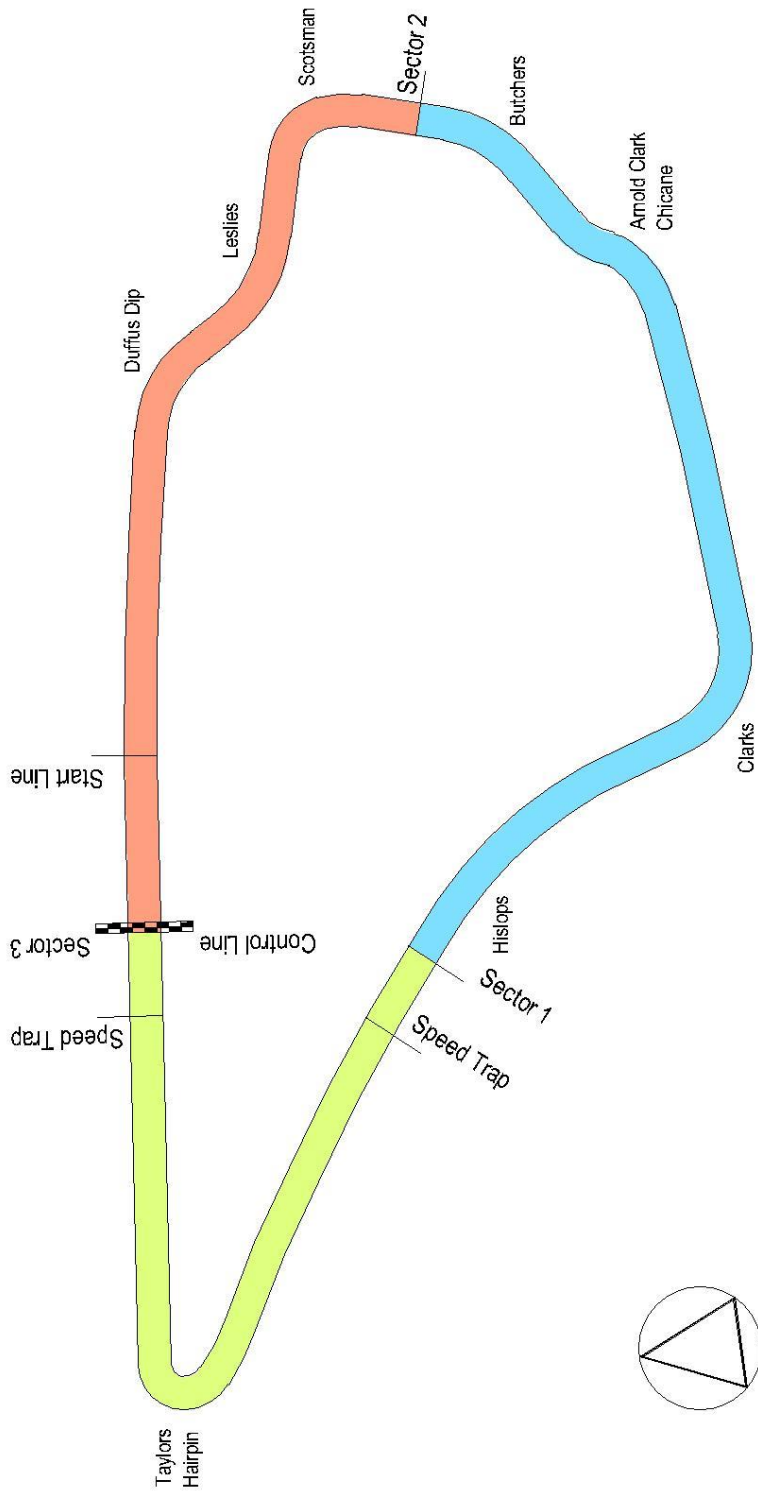

Ravenslea, Melrose Road, Galashiels, TD1 2AT

Telephone : 01896 – 752447

# Scottish Motorsports Automatic Race Timing

## Circuit layout

### Knockhill – Anti Clockwise



Sector	Length
Sector 1	0.334 Mile
Sector 2	0.503 Mile
Sector 3	0.433 Mile

# Qualifying Results

**KMSC National Motorcycle Racing AC**

**Sorted on best lap time**

**Scottish Championship Pre-Injection 600**

**Knockhill 1.267 miles**

**Warm Up**

**26/05/2018 09:15**

**Practice (10:00 Time) started at 8:53:32**

Pos	No.	Name	Make/Model	CC	Class	Laps	Best Tm	In Lap	Diff	Avg. Speed
1	41	Kieran MURRAY	Yamaha	R6 600	PI6	9	55.344	8		75.981
2	22	William MASON	Yamaha	R6 600	PI6	3	55.596	3	0.252	63.947
3	168	Paul WISHART	Yamaha	R6 600	PI6	3	55.604	3	0.260	64.013
4	15	Jon DICKIE	Yamaha	R6 600	PI6	3	55.721	3	0.377	63.059
5	8	Patryk MOTYKA	Yamaha	R6 600	PI6	8	56.491	8	1.147	67.554
6	60	Dougie BROWN	Yamaha	R6 600	PI6	9	57.626	8	2.282	69.482
7	54	Cameron ROBB	Yamaha	R6 600	PI6	7	58.633	7	3.289	58.551
8	21	Andy LOCK	Yamaha	R6 600	PI6	8	59.464	8	4.120	65.238
9	93	Lee SEAGER	Yamaha	ZX6R Ninja	PI6	3	1:00.482	3	5.138	56.318
10	126	Martin BULMAN	Honda	CBR600FX	PI6	3	1:02.125	3	6.781	54.832
11	17	Gary WHITEFORD	Kawasaki	ZX6R	PI6	3	1:02.430	2	7.086	55.742
12	95	Michael MacKINNON	Yamaha	R6 600	PI6	7	1:03.241	6	7.897	57.060
13	31	Darren ANDERSON	Kawasaki	ZXR 600	PI6	4	1:05.514	4	10.170	31.582
14	45	Gerry SULLIVAN	Kawasaki	ZX6R 600	PI6	3	1:06.768	3	11.424	52.094
15	23	Paul REID	Honda	CBR600	PI6	3	1:06.877	3	11.533	52.213
16	888	Joe CAIRNEY	Yamaha	R6 600	PI6	2	1:07.968	2	12.624	45.022
17	34	Darren GREENE	Yamaha	R6 600	PI6			0		-

Clerk of the Course :

Sig : Time :

Chief Timekeeper : Ian Sharp (SMART Timing)

Results available at [www.speedhive.com](http://www.speedhive.com) and [www.smart-timing.co.uk](http://www.smart-timing.co.uk)

Printed: 26/05/2018 09:55:04

Orbits



## KMSC National Motorcycle Racing AC

Scottish Championship Pre-Injection 600

Knockhill 1.267 miles

Warm Up

26/05/2018 09:15

Practice (10:00 Time) started at 8:53:32

Lap	Time of Day	Lap Tm	S1	S2	S3	SFSpd	S1Spd	Lap	Time of Day	Lap Tm	S1	S2	S3	SFSpd	S1Spd
<b>(41) Kieran MURRAY</b>															
1	8:55:02.514	56.177			40.280	137.234		2	8:56:39.649	1:03.316			45.256	124.273	
2	8:55:58.657	56.143			39.943	137.234		3	8:57:41.774	1:02.125			44.277	124.273	
3	8:56:54.137	55.480			39.759	138.081		<b>(17) Gary WHITEFORD</b>							
4	8:57:51.791	57.654			41.591	138.652		1	8:55:32.510	1:03.432			45.098	125.435	
5	9:13:37.882	15:46.091			15:29.955	135.571		2	8:56:34.940	1:02.430			44.200	121.352	
6	9:14:38.496	1:00.614			41.913	53.515		3	8:57:37.701	1:02.761			44.819	124.044	
7	9:15:35.763	57.267			40.756	134.754		<b>(95) Michael MacKINNON</b>							
8	9:16:31.107	55.344			39.567	137.234		1	8:56:51.268	1:07.811			46.552	48.175	
9	9:17:27.025	55.918			40.182	137.516		2	8:57:55.136	1:03.868			45.713	124.044	
<b>(22) William MASON</b>															
1	8:55:13.480	58.612			42.013	134.484		3	9:13:27.608	15:32.472			15:13.166	118.775	
2	8:56:10.608	57.128			40.911	135.845		4	9:14:35.916	1:08.308			46.906	47.527	
3	8:57:06.204	55.596			39.942	137.234		5	9:15:39.217	1:03.301			45.120	117.321	
<b>(168) Paul WISHART</b>															
1	8:55:13.244	58.520			41.874	136.121		6	9:16:42.458	1:03.241			45.188	118.356	
2	8:56:10.380	57.136			40.914	139.227		7	9:17:46.312	1:03.854			45.786	119.835	
3	8:57:05.984	55.604			39.736	139.227		<b>(31) Darren ANDERSON</b>							
<b>(15) Jon DICKIE</b>															
1	8:55:17.486	57.365			40.575	129.802		1	9:14:44.397	1:12.729			50.205	48.418	
2	8:56:13.496	56.010			40.378	137.798		2	9:15:52.597	1:08.200			48.593	102.142	
3	8:57:09.217	55.721			39.932	142.177		3	9:16:58.929	1:06.332			47.019	103.721	
<b>(8) Patryk MOTYKA</b>															
1	8:55:16.718	1:00.031			42.724	126.857		4	9:18:04.443	1:05.514			46.325	103.402	
2	8:56:14.780	58.062			41.702	133.680		<b>(45) Gerry SULLIVAN</b>							
3	8:57:12.442	57.662			41.545	135.845		1	8:55:40.739	1:07.853			48.902	111.105	
4	9:13:24.437	16:11.995			15:55.655	133.947		2	8:56:48.122	1:07.383			48.209	110.193	
5	9:14:33.085	1:08.648			47.901	56.967		3	8:57:54.890	1:06.768			47.826	116.912	
6	9:15:33.158	1:00.073			42.147	123.360		<b>(23) Paul REID</b>							
7	9:16:30.418	57.260			41.045	133.680		1	8:55:39.905	1:09.501			48.922	102.142	
8	9:17:26.909	56.491			40.610	135.845		2	8:56:47.414	1:07.509			48.380	112.976	
<b>(60) Dougie BROWN</b>															
1	8:55:26.685	1:01.186			44.066	133.150		3	8:57:54.291	1:06.877			47.715	114.518	
2	8:56:26.231	59.546			42.570	131.584		<b>(888) Joe CAIRNEY</b>							
3	8:57:24.916	58.685			41.907	136.121		1	8:55:46.875	1:09.339			48.746	115.107	
4	9:13:22.738	14:58.422			42.820	53.558		2	8:56:54.843	1:07.968			47.692	104.529	
5	9:14:24.857	1:02.119			42.017	135.571		<b>(54) Cameron ROBB</b>							
6	9:15:23.901	59.044			42.017	135.571		1	8:55:26.589	1:01.120			43.654	132.624	
7	9:16:21.831	57.930			41.372	134.754		2	8:56:27.123	1:00.534			43.134	130.814	
8	9:17:19.457	57.626			41.270	136.398		3	8:57:27.178	1:00.055			42.878	132.102	
9	9:18:17.566	58.109			41.659	135.845		4	9:14:30.776	16:04.928					
<b>(21) Andy LOCK</b>															
1	8:55:23.164	1:02.868			44.786	125.201		5	9:15:34.761	1:03.985			43.276	41.246	
2	8:56:25.691	1:02.527			44.581	121.352		6	9:16:33.426	58.665			42.076	135.845	
3	8:57:27.203	1:01.512			43.529	123.815		7	9:17:32.059	58.633			41.977	132.886	
4	9:13:37.414	15:06.394						<b>(93) Lee SEAGER</b>							
5	9:14:44.408	1:06.994			47.198	52.021		1	8:55:32.533	1:02.168			44.103	128.313	
6	9:15:45.375	1:00.967			43.495	118.565		2	8:56:34.709	1:02.176			44.217	129.053	
7	9:16:46.621	1:01.246			43.714	124.044		3	8:57:35.191	1:00.482			43.287	128.805	
8	9:17:46.085	59.464			42.569	131.070		<b>(126) Martin BULMAN</b>							
<b>(93) Lee SEAGER</b>															
1	8:55:32.533	1:02.168			44.103	128.313		1	8:55:36.333	1:04.939			45.871	118.147	
2	8:56:34.709	1:02.176			44.217	129.053									
3	8:57:35.191	1:00.482			43.287	128.805									
<b>(126) Martin BULMAN</b>															
1	8:55:36.333	1:04.939			45.871	118.147									

Clerk of the Course :

Sig : Time :

Chief Timekeeper : Ian Sharp (SMART Timing)

 Results available at [www.speedhive.com](http://www.speedhive.com) and [www.smart-timing.co.uk](http://www.smart-timing.co.uk)

Printed: 26/05/2018 09:55:26

Orbits



# Qualifying Results

KMSC National Motorcycle Racing AC

Sorted on best lap time

National CB500's

Knockhill 1.267 miles

Warm Up

26/05/2018 09:30

Practice (10:00 Time) started at 9:19:55

Pos	No.	Name	Make/Model	CC	Class	Laps	Best Tm	In Lap	Diff	Avg. Speed
1	144	Keith SHEPHERD	Honda	CB500	CB	8	1:01.526	7		71.411
2	47	Steve KAIN	Honda	CB500	CB	6	1:02.854	5	1.328	55.240
3	87	Jodie CHALK	Honda	CB500	CB	1	1:02.869	1	1.343	33.710
4	23	Ross McCLEARY	Honda	CB500	CB	7	1:03.240	7	1.714	66.280
5	48	Allan BROOKBANKS	Honda	CB500	CB	8	1:03.762	8	2.236	67.838
6	96	Andrew KIRKWOOD	Honda	CB500	CB	8	1:03.953	7	2.427	69.093
7	7	Colvin DENHOLM	Honda	CB500	CB	6	1:04.684	6	3.158	65.112
8	26	Raymond REID	Honda	CB500	CB	7	1:05.362	5	3.836	61.240
9	113	Calum PERT	Honda	CB500	CB	6	1:07.173	6	5.647	53.790
10	55	Allan McCLEARY	Honda	CB500	CB	7	1:07.425	6	5.899	62.580
11	66	Phil ROBINSON	Honda	CB500	CB	6	1:07.862	6	6.336	54.884
12	73	Fraser CAMERON	Yamaha	R6 600	CB	7	1:07.869	6	6.343	61.566
13	126	Martin BULMAN	Honda	CB500	CB	7	1:08.095	7	6.569	58.929
14	666	David MAGRATH	Honda	CB500	CB	7	1:10.517	5	8.991	61.674
15	117	Lianne MAYHEW	Honda	CB500	CB	7	1:11.245	7	9.719	60.025

Clerk of the Course :

Orbits

Sig : Time :

Chief Timekeeper : Ian Sharp (SMART Timing)

Results available at [www.speedhive.com](http://www.speedhive.com) and [www.smart-timing.co.uk](http://www.smart-timing.co.uk)

Printed: 26/05/2018 10:01:12



## KMSC National Motorcycle Racing AC

National CB500's

Knockhill 1.267 miles

Warm Up

26/05/2018 09:30

Practice (10:00 Time) started at 9:19:55

Lap	Time of Day	Lap Tm	S1	S2	S3	SFSpd	S1Spd	Lap	Time of Day	Lap Tm	S1	S2	S3	SFSpd	S1Spd																																																								
<b>(144) Keith SHEPHERD</b>								<b>(55) Allan McCLEARY</b>																																																															
1	9:21:08.914	<b>1:07.184</b>			46.136	49.636		6	9:28:23.796	<b>1:07.173</b>			47.872	108.238																																																									
2	9:22:11.015	<b>1:02.101</b>			44.078	109.832		1	9:21:31.796	<b>1:15.943</b>			52.012	48.912																																																									
3	9:23:13.519	<b>1:02.504</b>			44.612	110.922		2	9:22:43.453	<b>1:11.657</b>			51.535	103.561																																																									
4	9:24:15.402	<b>1:01.883</b>			<b>43.863</b>	110.012		3	9:23:52.843	<b>1:09.390</b>			49.681	103.561																																																									
5	9:25:19.144	<b>1:03.742</b>			45.890	<b>111.660</b>		4	9:25:01.427	<b>1:08.584</b>			49.282	105.349																																																									
6	9:26:21.409	<b>1:02.265</b>			44.623	109.296		5	9:26:10.196	<b>1:08.769</b>			49.609	106.015																																																									
7	9:27:22.935	<b>1:01.526</b>			43.904	108.588		6	9:27:17.621	<b>1:07.425</b>			48.155	104.043																																																									
8	9:28:26.000	<b>1:03.065</b>			45.266	111.474		7	9:28:25.224	<b>1:07.603</b>			<b>48.140</b>	<b>106.351</b>																																																									
<b>(47) Steve KAIN</b>								<b>(66) Phil ROBINSON</b>																																																															
1	9:22:46.745	<b>1:11.831</b>			48.884	47.093		1	9:22:30.742	<b>1:10.453</b>																																																													
2	9:23:55.158	<b>1:08.413</b>			49.835	104.692		2	9:23:41.179	<b>1:10.437</b>																																																													
3	9:25:00.003	<b>1:04.845</b>			46.962	<b>110.556</b>		3	9:24:49.512	<b>1:08.333</b>																																																													
4	9:26:04.030	<b>1:04.027</b>			45.671	109.653		4	9:25:57.815	<b>1:08.303</b>																																																													
5	9:27:06.884	<b>1:02.854</b>			<b>44.774</b>	109.296		5	9:27:05.795	<b>1:07.980</b>																																																													
6	9:28:10.446	<b>1:03.562</b>			45.124	109.653		6	9:28:13.657	<b>1:07.862</b>																																																													
<b>(87) Jodie CHALK</b>								<b>(73) Fraser CAMERON</b>																																																															
1	9:22:10.334	<b>1:02.869</b>						1	9:21:33.480	<b>1:14.738</b>			51.402	45.435																																																									
<b>(23) Ross McCLEARY</b>								<b>(126) Martin BULMAN</b>																																																															
1	9:21:28.850	<b>1:12.096</b>			48.966	51.423		1	9:22:01.314	<b>1:19.048</b>			53.766	39.921																																																									
2	9:22:35.802	<b>1:06.952</b>			48.116	106.015		2	9:23:13.611	<b>1:12.297</b>			51.262	98.543																																																									
3	9:23:41.180	<b>1:05.378</b>			46.814	107.717		3	9:24:21.858	<b>1:08.247</b>			<b>48.032</b>	103.561																																																									
4	9:24:45.270	<b>1:04.090</b>			46.094	<b>108.588</b>		4	9:25:30.283	<b>1:08.425</b>			48.480	<b>104.856</b>																																																									
5	9:25:49.783	<b>1:04.513</b>			46.283	107.717		5	9:26:39.981	<b>1:09.698</b>			49.616	103.561																																																									
6	9:26:53.503	<b>1:03.720</b>			45.551	107.372		6	9:27:48.734	<b>1:08.753</b>			48.618	104.204																																																									
7	9:27:56.743	<b>1:03.240</b>			<b>45.324</b>	107.544		7	9:28:56.829	<b>1:08.095</b>			48.033	103.882																																																									
<b>(48) Allan BROOKBANKS</b>								<b>(666) David MAGRATH</b>																																																															
1	9:21:16.387	<b>1:13.697</b>			50.966	44.472		1	9:21:22.955	<b>1:16.915</b>			53.000	44.679																																																									
2	9:22:24.143	<b>1:07.756</b>			48.333	101.066		2	9:22:35.091	<b>1:12.136</b>			51.466	<b>100.914</b>																																																									
3	9:23:31.366	<b>1:07.223</b>			48.438	107.372		3	9:23:46.909	<b>1:11.818</b>			51.893	99.419																																																									
4	9:24:36.430	<b>1:05.064</b>			46.586	106.015		4	9:24:58.647	<b>1:11.738</b>			51.236	99.419																																																									
5	9:25:41.187	<b>1:04.757</b>			46.245	109.296		5	9:26:09.164	<b>1:10.517</b>			<b>50.522</b>	98.688																																																									
6	9:26:45.340	<b>1:04.153</b>			46.032	108.941		6	9:27:19.716	<b>1:10.552</b>			50.583	97.257																																																									
7	9:27:49.148	<b>1:03.808</b>			45.742	108.764		7	9:28:32.716	<b>1:13.000</b>			52.731	99.272																																																									
8	9:28:52.910	<b>1:03.762</b>			<b>45.665</b>	<b>110.193</b>		<b>(117) Lianne MAYHEW</b>																																																															
<b>(96) Andrew KIRKWOOD</b>								<b>(7) Colvin DENHOLM</b>																																																															
1	9:21:08.968	<b>1:09.868</b>			47.674	51.861		1	9:21:21.430	<b>1:15.877</b>			52.065	44.679																																																									
2	9:22:14.622	<b>1:05.654</b>			46.462	104.856		2	9:22:29.800	<b>1:08.370</b>			48.845	104.692																																																									
3	9:23:19.912	<b>1:05.290</b>			46.385	106.015		3	9:23:37.970	<b>1:08.170</b>			48.949	105.349																																																									
4	9:24:24.698	<b>1:04.786</b>			45.798	105.848		4	9:24:44.342	<b>1:06.372</b>			47.430	106.015																																																									
5	9:25:29.844	<b>1:05.146</b>			46.109	106.183		5	9:25:50.645	<b>1:06.303</b>			47.310	106.183																																																									
6	9:26:34.133	<b>1:04.289</b>			<b>45.308</b>	105.184		6	9:26:55.329	<b>1:04.684</b>			<b>46.280</b>	<b>106.520</b>																																																									
7	9:27:38.086	<b>1:03.953</b>			45.319	105.681		<b>(26) Raymond REID</b>																																																															
8	9:28:43.144	<b>1:05.058</b>			46.312	<b>106.351</b>		1	9:21:56.578	<b>1:12.726</b>			49.613	49.599		<b>(113) Calum PERT</b>								<b>(7) Colvin DENHOLM</b>								1	9:21:17.717	<b>1:14.319</b>			51.279	44.888		2	9:23:51.652	<b>2:33.935</b>			2:13.684	107.030		3	9:25:00.751	<b>1:09.099</b>			48.957	106.689		4	9:26:09.261	<b>1:08.510</b>			48.894	<b>108.941</b>		5	9:27:16.623	<b>1:07.362</b>			<b>47.808</b>	108.588	
1	9:21:56.578	<b>1:12.726</b>			49.613	49.599		<b>(113) Calum PERT</b>								<b>(7) Colvin DENHOLM</b>								1	9:21:17.717	<b>1:14.319</b>			51.279	44.888		2	9:23:51.652	<b>2:33.935</b>			2:13.684	107.030		3	9:25:00.751	<b>1:09.099</b>			48.957	106.689		4	9:26:09.261	<b>1:08.510</b>			48.894	<b>108.941</b>		5	9:27:16.623	<b>1:07.362</b>			<b>47.808</b>	108.588									
<b>(113) Calum PERT</b>								<b>(7) Colvin DENHOLM</b>																																																															
1	9:21:17.717	<b>1:14.319</b>			51.279	44.888		2	9:23:51.652	<b>2:33.935</b>			2:13.684	107.030		3	9:25:00.751	<b>1:09.099</b>			48.957	106.689		4	9:26:09.261	<b>1:08.510</b>			48.894	<b>108.941</b>		5	9:27:16.623	<b>1:07.362</b>			<b>47.808</b>	108.588																																	
2	9:23:51.652	<b>2:33.935</b>			2:13.684	107.030		3	9:25:00.751	<b>1:09.099</b>			48.957	106.689		4	9:26:09.261	<b>1:08.510</b>			48.894	<b>108.941</b>		5	9:27:16.623	<b>1:07.362</b>			<b>47.808</b>	108.588																																									
3	9:25:00.751	<b>1:09.099</b>			48.957	106.689		4	9:26:09.261	<b>1:08.510</b>			48.894	<b>108.941</b>		5	9:27:16.623	<b>1:07.362</b>			<b>47.808</b>	108.588																																																	
4	9:26:09.261	<b>1:08.510</b>			48.894	<b>108.941</b>		5	9:27:16.623	<b>1:07.362</b>			<b>47.808</b>	108.588																																																									
5	9:27:16.623	<b>1:07.362</b>			<b>47.808</b>	108.588																																																																	

Clerk of the Course :

Orbits

Sig : Time :

Chief Timekeeper : Ian Sharp (SMART Timing)

 Results available at [www.speedhive.com](http://www.speedhive.com) and [www.smart-timing.co.uk](http://www.smart-timing.co.uk)

Printed: 26/05/2018 10:01:41



# Qualifying Results

## KMSC National Motorcycle Racing AC

Sorted on best lap time

Scottish Championship Superbikes & KMSC Clubman

Knockhill 1.267 miles

Warm Up

26/05/2018 09:45

Practice (10:00 Time) started at 9:31:12

Pos	No.	Name	Make/Model	CC	Class	Laps	Best Tm	In Lap	Diff	Avg. Speed
1	94	Greg GILFILLAN	BMW	S1000RR	SB	6	51.298	5		82.975
2	34	John DEAN	BMW	S1000RR	SB	8	51.321	4	0.023	70.707
3	99	Callum GRIGOR	Kawasaki	ZX10RR	SB	4	51.432	2	0.134	70.945
4	72	Sean GILFILLAN	Ducati	Panigale	SB	10	51.465	8	0.167	84.324
5	45	Ewan GRAY	Kawasaki	ZX10R	SB	4	51.972	4	0.674	82.313
6	1	Bruce BIRNIE	BMW	S1000RR	SB	9	52.335	8	1.037	77.985
7	32	John MacDONALD	Yamaha		SB	9	52.541	6	1.243	81.439
8	71	Gavin JONES	Yamaha	R1	C	9	53.260	8	1.962	77.590
9	67	Des BURNS	Kawasaki	ZX10R	C	8	53.808	7	2.510	79.329
10	75	Charlie BUNYAN	Kawasaki	ZX10R	C	9	54.024	6	2.726	76.932
11	122	David SUDDER	Suzuki	GSXR 1000	C	7	54.379	7	3.081	78.801
12	11	Richard HUGHES	BMW	S1000RR	SB	9	54.484	9	3.186	76.691
13	47	Alan BRYCE	BMW	1000RR	SB	9	54.872	7	3.574	76.978
14	30	Alan RENNIE	Honda	Fireblade	C	6	55.202	6	3.904	77.701
15	69	Rodney SCOTT	BMW	S1000RR	SB	7	56.320	7	5.022	74.516
16	37	Steven PATTERSON	Yamaha	YZF R1	C	8	56.687	8	5.389	72.842
17	38	Craig MARTIN	Honda	CBR900 RR-Y	C	8	58.208	8	6.910	72.638
18	41	Lukasz PIEC	BMW	S1000RR	C	1	58.246	1	6.948	10.354
19	222	Colin READ	BMW	S1000RR	C	8	59.434	7	8.136	72.351
20	51	Calum JACKSON	Suzuki	GSXR1000	C	8	59.716	5	8.418	70.863
21	19	Nic BOYES	Ducati	848	SB	8	59.742	8	8.444	72.161
22	9	Kristopher DUNCAN	Kawasaki	ZX10R	SB			0		-
23	18	Clint WALKER	BMW	S1000RR	C			0		-

Clerk of the Course :

Sig : Time :

Chief Timekeeper : Ian Sharp (SMART Timing)

Results available at [www.speedhive.com](http://www.speedhive.com) and [www.smart-timing.co.uk](http://www.smart-timing.co.uk)

Printed: 26/05/2018 09:45:09

Orbits



## KMSC National Motorcycle Racing AC

Scottish Championship Superbikes &amp; KMSC Clubman

Knockhill 1.267 miles

Warm Up

26/05/2018 09:45

Practice (10:00 Time) started at 9:31:12

Lap	Time of Day	Lap Tm	S1	S2	S3	SFSpd	S1Spd	Lap	Time of Day	Lap Tm	S1	S2	S3	SFSpd	S1Spd
<b>(94) Greg GILFILLAN</b>								<b>(67) Des BURNS</b>							
1	9:32:15.116	<b>57.079</b>			38.944	57.016		9	9:40:01.392	<b>53.841</b>			38.417	143.392	
2	9:33:09.214	<b>54.098</b>			37.939	143.699		1	9:32:23.907	<b>1:02.214</b>			42.897	55.830	
3	9:34:01.009	<b>51.795</b>			36.746	145.255		2	9:33:20.566	<b>56.659</b>			40.384	132.362	
4	9:34:53.369	<b>52.360</b>			37.222	144.941		3	9:34:17.740	<b>57.174</b>			40.647	133.415	
5	9:35:44.667	<b>51.298</b>			<b>36.669</b>	<b>148.468</b>		4	9:35:14.267	<b>56.527</b>			40.475	133.150	
6	9:36:42.150	<b>57.483</b>			40.170	148.140		5	9:36:09.550	<b>55.283</b>			39.399	134.484	
<b>(34) John DEAN</b>								6	9:37:04.225	<b>54.675</b>			39.168	139.517	
1	9:33:39.390	<b>57.577</b>			39.581	53.902		7	9:37:58.033	<b>53.808</b>			<b>38.682</b>	<b>142.177</b>	
2	9:34:34.683	<b>55.293</b>			39.328	136.121		8	9:38:52.302	<b>54.269</b>			38.991	139.517	
3	9:35:29.458	<b>54.775</b>			38.926	138.652		<b>(75) Charlie BUNYAN</b>							
4	9:36:20.779	<b>51.321</b>			<b>36.636</b>	147.166		1	9:32:37.576	<b>1:07.667</b>			46.374	48.735	
5	9:37:12.767	<b>51.988</b>			37.088	147.814		2	9:33:35.612	<b>58.036</b>			40.693	126.618	
6	9:38:04.819	<b>52.052</b>			37.355	<b>150.465</b>		3	9:34:35.382	<b>59.770</b>			43.471	128.805	
7	9:38:56.857	<b>52.038</b>			36.922	147.166		4	9:35:31.661	<b>56.279</b>			40.228	133.415	
8	9:39:48.385	<b>51.528</b>			36.784	147.814		5	9:36:27.500	<b>55.839</b>			40.115	138.939	
<b>(99) Callum GRIGOR</b>								6	9:37:21.524	<b>54.024</b>			<b>38.857</b>	<b>146.204</b>	
1	9:32:52.745	<b>55.305</b>			37.870	53.643		7	9:38:15.849	<b>54.325</b>			38.906	141.877	
2	9:33:44.177	<b>51.432</b>			<b>36.715</b>	144.008		8	9:39:10.991	<b>55.142</b>			39.501	138.939	
3	9:34:37.337	<b>53.160</b>			38.270	147.814		9	9:40:05.921	<b>54.930</b>			39.283	140.687	
4	9:35:29.495	<b>52.158</b>			37.736	<b>150.129</b>		<b>(122) David SUDDER</b>							
<b>(72) Sean GILFILLAN</b>								1	9:32:20.737	<b>1:01.835</b>			42.171	51.071	
1	9:32:16.298	<b>57.096</b>			38.675	53.600		2	9:33:20.234	<b>59.497</b>			41.298	144.008	
2	9:33:09.475	<b>53.177</b>			37.782	149.460		3	9:34:16.843	<b>56.609</b>			39.990	135.571	
3	9:34:01.399	<b>51.924</b>			36.920	148.468		4	9:35:13.900	<b>57.057</b>			40.575	124.504	
4	9:34:53.456	<b>52.057</b>			37.069	149.794		5	9:36:08.356	<b>54.456</b>			<b>38.856</b>	141.279	
5	9:35:44.947	<b>51.491</b>			<b>36.427</b>	<b>153.564</b>		6	9:37:03.122	<b>54.766</b>			38.984	144.941	
6	9:36:37.482	<b>52.535</b>			37.040	145.570		7	9:37:57.501	<b>54.379</b>			38.888	<b>145.886</b>	
7	9:37:31.749	<b>54.267</b>			38.073	135.025		<b>(11) Richard HUGHES</b>							
8	9:38:23.214	<b>51.465</b>			36.617	151.827		1	9:32:33.244	<b>1:06.431</b>			44.995	46.090	
9	9:39:16.722	<b>53.508</b>			38.603	152.171		2	9:33:34.918	<b>1:01.674</b>			44.817	124.273	
10	9:40:13.230	<b>56.508</b>			40.334	138.939		3	9:34:34.858	<b>59.940</b>			43.359	117.116	
<b>(45) Ewan GRAY</b>								4	9:35:31.302	<b>56.444</b>			40.453	128.313	
1	9:32:16.435	<b>56.904</b>			38.521	53.815		5	9:36:27.853	<b>56.551</b>			40.149	134.484	
2	9:33:09.736	<b>53.301</b>			37.805	137.798		6	9:37:23.124	<b>55.271</b>			39.378	135.025	
3	9:34:02.007	<b>52.271</b>			37.201	139.227		7	9:38:18.227	<b>55.103</b>			39.301	<b>136.675</b>	
4	9:34:53.979	<b>51.972</b>			<b>37.068</b>	144.941		8	9:39:13.111	<b>54.884</b>			39.184	135.845	
<b>(1) Bruce BIRNIE</b>								9	9:40:07.595	<b>54.484</b>			<b>38.839</b>	133.150	
1	9:32:47.531	<b>57.613</b>			39.763	53.988		<b>(47) Alan BRYCE</b>							
2	9:33:43.243	<b>55.712</b>			39.965	140.982		1	9:32:31.690	<b>1:05.441</b>			44.841	48.770	
3	9:34:38.028	<b>54.785</b>			39.398	145.570		2	9:33:34.312	<b>1:02.622</b>			45.310	124.968	
4	9:35:34.089	<b>56.061</b>			40.845	145.255		3	9:34:33.656	<b>59.344</b>			42.449	120.915	
5	9:36:27.777	<b>53.688</b>			38.784	147.814		4	9:35:29.617	<b>55.961</b>			40.258	130.560	
6	9:37:20.904	<b>53.127</b>			38.112	<b>152.517</b>		5	9:36:24.988	<b>55.371</b>			39.840	132.362	
7	9:38:13.546	<b>52.642</b>			<b>37.411</b>	151.484		6	9:37:20.594	<b>55.606</b>			40.040	134.484	
8	9:39:05.881	<b>52.335</b>			37.515	151.827		7	9:38:15.466	<b>54.872</b>			<b>39.050</b>	136.954	
9	9:39:58.715	<b>52.834</b>			37.837	148.140		8	9:39:10.619	<b>55.153</b>			39.599	138.081	
<b>(32) John MacDONALD</b>								9	9:40:05.597	<b>54.978</b>			<b>38.839</b>	133.150	
1	9:32:23.775	<b>1:04.141</b>			44.055	48.558		<b>(30) Alan RENNIE</b>							
2	9:33:21.093	<b>57.318</b>			39.934	112.597		1	9:32:24.075	<b>1:01.765</b>			42.537	57.851	
3	9:34:16.675	<b>55.582</b>			39.607	139.808		2	9:33:20.858	<b>56.783</b>			40.042	135.845	
4	9:35:10.216	<b>53.541</b>			38.284	140.687		3	9:34:17.360	<b>56.502</b>			40.446	<b>143.087</b>	
5	9:36:03.427	<b>53.211</b>			37.713	146.204		4	9:35:13.968	<b>56.608</b>			40.328	133.150	
6	9:36:55.968	<b>52.541</b>			<b>37.583</b>	<b>146.844</b>		5	9:36:09.333	<b>55.365</b>			39.297	139.517	
7	9:37:49.221	<b>53.253</b>			38.001	143.392		6	9:37:04.525	<b>55.202</b>			<b>39.247</b>	142.177	
8	9:38:42.375	<b>53.154</b>			38.117	145.886		<b>(69) Rodney SCOTT</b>							
9	9:39:36.391	<b>54.016</b>			38.893	143.699		1	9:32:31.579	<b>1:05.892</b>			45.523	47.192	
<b>(71) Gavin JONES</b>								2	9:33:33.051	<b>1:01.472</b>			43.765	119.621	
1	9:32:40.215	<b>1:06.282</b>			45.110	49.783		3	9:34:32.589	<b>59.538</b>			42.721	121.572	
2	9:33:37.104	<b>56.889</b>			40.588	135.025		4	9:35:31.087	<b>58.498</b>			41.983	134.215	
3	9:34:34.487	<b>57.383</b>			41.771	140.687		5	9:36:27.632	<b>56.545</b>			40.351	132.362	
4	9:35:31.139	<b>56.652</b>			41.011	142.782		6	9:37:24.480	<b>56.848</b>			40.490	131.070	
5	9:36:25.221	<b>54.082</b>			38.545	140.099		7	9:38:20.800	<b>56.320</b>			<b>40.164</b>	127.098	
6	9:37:20.691	<b>55.470</b>			39.896	143.087		<b>(37) Steven PATTERSON</b>							
7	9:38:14.291	<b>53.600</b>			38.150	143.392		1	9:32:37.342	<b>1:08.062</b>			46.523	49.562	
8	9:39:07.551	<b>53.260</b>			<b>37.984</b>	<b>144.008</b>		2	9:33:38.752	<b>1:01.410</b>			43.649	125.670	

Clerk of the Course :

Sig : Time :

Chief Timekeeper : Ian Sharp (SMART Timing)

 Results available at [www.speedhive.com](http://www.speedhive.com) and [www.smart-timing.co.uk](http://www.smart-timing.co.uk)

Printed: 26/05/2018 09:54:02

Orbits







# KMSC National Motorcycle Racing AC

Scottish Championship Superbikes & KMSC Clubman

Knockhill 1.267 miles

Warm Up

26/05/2018 09:45

Practice (10:00 Time) started at 9:31:12

Lap	Time of Day	Lap Tm	S1	S2	S3	SFSpd	S1Spd	Lap	Time of Day	Lap Tm	S1	S2	S3	SFSpd	S1Spd
3	9:34:38.683	59.931			42.935	126.142									
4	9:35:37.250	58.567			42.094	135.571									
5	9:36:37.016	59.766			42.951	132.886									
6	9:37:37.405	1:00.389			42.954	126.618									
7	9:38:36.575	59.170			42.082	126.618									
8	9:39:33.262	56.687			40.645	136.398									

(28) Andrew BUCHANAN

1	9:32:40.315	1:08.326			46.570	51.423									
2	9:33:41.556	1:01.241			43.440	127.339									
3	9:34:41.234	59.678			42.299	129.802									
4	9:35:39.022	57.788			41.069	132.624									
5	9:36:37.431	58.409			41.878	132.886									
6	9:37:37.957	1:00.526			43.108	130.053									
7	9:38:37.098	59.141			42.295	127.339									
8	9:39:34.913	57.815			41.346	129.302									

(38) Craig MARTIN

1	9:32:36.966	1:09.013			46.801	40.994									
2	9:33:38.243	1:01.277			43.512	121.792									
3	9:34:37.738	59.495			42.530	128.805									
4	9:35:36.776	59.038			42.437	124.044									
5	9:36:36.784	1:00.008			43.064	124.504									
6	9:37:37.369	1:00.585			43.415	128.068									
7	9:38:36.459	59.090			42.489	130.306									
8	9:39:34.667	58.208			41.422	133.680									

(41) Lukasz PIEC

1	9:38:32.828	58.246													
---	-------------	--------	--	--	--	--	--	--	--	--	--	--	--	--	--

(222) Colin READ

1	9:32:31.185	1:06.664			46.503	50.381									
2	9:33:34.384	1:03.199			45.461	121.133									
3	9:34:34.644	1:00.260			43.623	125.435									
4	9:35:36.017	1:01.373			44.133	127.098									
5	9:36:36.170	1:00.153			43.238	127.339									
6	9:37:36.719	1:00.549			43.290	127.581									
7	9:38:36.153	59.434			42.842	130.053									
8	9:39:36.664	1:00.511			43.089	125.670									

(51) Calum JACKSON

1	9:32:39.925	1:08.546			47.506	46.122									
2	9:33:43.751	1:03.826			46.137	133.150									
3	9:34:43.950	1:00.199			43.185	132.362									
4	9:35:44.103	1:00.153			42.963	133.415									
5	9:36:43.819	59.716			42.888	137.234									
6	9:37:45.657	1:01.838			44.693	135.298									
7	9:38:45.885	1:00.228			43.426	133.150									
8	9:39:47.250	1:01.365			44.183	133.150									

(19) Nic BOYES

1	9:32:28.630	1:08.581			46.814	46.765									
2	9:33:31.062	1:02.432			44.590	124.044									
3	9:34:33.086	1:02.024			44.606	122.459									
4	9:35:34.831	1:01.745			44.167	116.912									
5	9:36:35.685	1:00.854			43.582	125.201									
6	9:37:37.032	1:01.347			43.675	120.697									
7	9:38:38.250	1:01.218			43.564	117.116									
8	9:39:37.992	59.742			42.830	126.618									

Clerk of the Course :

Sig : Time :

Chief Timekeeper : Ian Sharp (SMART Timing)

Results available at [www.speedhive.com](http://www.speedhive.com) and [www.smart-timing.co.uk](http://www.smart-timing.co.uk)

Printed: 26/05/2018 09:54:02

Orbits





# Qualifying Results

**KMSC National Motorcycle Racing AC****Sorted on best lap time**

Scottish Championship Lightweights

Knockhill 1.267 miles

Warm Up

26/05/2018 10:00

Practice (10:00 Time) started at 9:42:33

Pos	No.	Name	Make/Model	CC	Class	Laps	Best Tm	In Lap	Diff	Avg. Speed
1	155	Scott CAMPBELL	Kawasaki	ER6 650	SL	6	56.947	6		73.321
2	21	Grant REID	Kawasaki	ER6	SL	5	57.460	4	0.513	73.770
3	85	Steven HORNE	Kawasaki	ER6	SL	8	57.479	5	0.532	75.670
4	34	Kenneth THIRLWALL	Kawasaki	ER6	SL	7	58.279	6	1.332	70.671
5	66	Kevin WATRET	Kawasaki	ER6	SL	5	59.275	4	2.328	72.182
6	800	Gordon CLARK	Kawasaki	ER6 650	SL	8	59.612	7	2.665	70.882
7	88	Lewis NICOL	Suzuki	SV650	SL	5	59.933	5	2.986	66.831
8	16	Gerry KEIRNAN	Kawasaki	ER6	SL	7	1:00.863	5	3.916	60.344
9	22	Allan BROWN	Suzuki	SV650	SL	8	1:00.922	6	3.975	68.909
10	15	Finlay MILNE	Suzuki	SV650	SL	8	1:01.106	5	4.159	70.836
11	74	Christine WATSON	Kawasaki	ER6	SL	8	1:01.657	8	4.710	68.040
12	7	Raymond DUGUID	Yamaha	TRX850	SL	8	1:02.007	8	5.060	68.329
13	26	Chris COCHRANE	Kawasaki	ER650	SL	7	1:04.624	7	7.677	66.154
14	278	Paul MARSHALL	Kawasaki	ER6	SL	2	2:01.625	1	1:04.678	29.957

Clerk of the Course :

Orbits

Sig : Time :

Chief Timekeeper : Ian Sharp (SMART Timing)

Results available at [www.speedhive.com](http://www.speedhive.com) and [www.smart-timing.co.uk](http://www.smart-timing.co.uk)

Printed: 26/05/2018 09:52:44



## KMSC National Motorcycle Racing AC

### Scottish Championship Lightweights

Knockhill 1.267 miles

#### Warm Up

26/05/2018 10:00

#### Practice (10:00 Time) started at 9:42:33

Lap	Time of Day	Lap Tm	S1	S2	S3	SFSpd	S1Spd
<b>(155) Scott CAMPBELL</b>							
1	9:43:56.212	<b>1:05.190</b>			44.559	47.866	
2	9:44:55.801	<b>59.589</b>			42.582	125.905	
3	9:45:54.151	<b>58.350</b>			41.507	125.201	
4	9:46:51.637	<b>57.486</b>			<b>41.009</b>	129.802	
5	9:47:50.104	<b>58.467</b>	16.300			128.313	<b>111.660</b>
6	9:48:47.051	<b>56.947</b>	16.543			130.560	111.474

<b>(21) Grant REID</b>							
1	9:43:48.428	<b>1:03.013</b>			43.666	50.533	
2	9:44:49.088	<b>1:00.660</b>			42.235	108.413	
3	9:45:47.986	<b>58.898</b>			42.114	126.142	
4	9:46:45.446	<b>57.460</b>			<b>41.229</b>	133.415	
5	9:47:42.948	<b>57.502</b>	16.489			<b>134.215</b>	<b>112.976</b>

<b>(85) Steven HORNE</b>							
1	9:43:48.511	<b>1:03.922</b>			44.342	53.387	
2	9:44:48.974	<b>1:00.463</b>			43.145	123.587	
3	9:45:47.525	<b>58.551</b>			41.801	127.581	
4	9:46:45.271	<b>57.746</b>			<b>41.348</b>	<b>129.551</b>	
5	9:47:42.750	<b>57.479</b>	16.244			128.068	<b>108.238</b>
6	9:48:40.262	<b>57.512</b>	16.511			126.857	107.201
7	9:49:37.843	<b>57.581</b>	16.496			127.581	107.201
8	9:50:36.015	<b>58.172</b>	16.581			126.618	107.030

<b>(34) Kenneth THIRLWALL</b>							
1	9:44:05.271	<b>1:10.044</b>			46.922	40.257	
2	9:45:08.441	<b>1:03.170</b>			44.679	125.201	
3	9:46:09.839	<b>1:01.398</b>			43.423	127.581	
4	9:47:09.362	<b>59.523</b>			<b>41.962</b>	<b>128.559</b>	
5	9:48:08.160	<b>58.798</b>	17.119			128.313	106.183
6	9:49:06.439	<b>58.279</b>	17.128			127.824	<b>106.351</b>
7	9:50:05.584	<b>59.145</b>	16.893			127.824	105.681

<b>(66) Kevin WATRET</b>							
1	9:43:51.061	<b>1:04.017</b>			44.127	51.149	
2	9:44:51.470	<b>1:00.409</b>			43.472	123.587	
3	9:45:50.798	<b>59.328</b>			42.639	<b>132.886</b>	
4	9:46:50.073	<b>59.275</b>			<b>42.495</b>	131.584	
5	9:47:49.753	<b>59.680</b>	16.501			129.802	107.717

<b>(800) Gordon CLARK</b>							
1	9:44:01.191	<b>1:09.642</b>			47.985	47.126	
2	9:45:05.526	<b>1:04.335</b>			45.464	114.323	
3	9:46:07.825	<b>1:02.299</b>			44.635	120.265	
4	9:47:08.140	<b>1:00.315</b>			<b>42.939</b>	123.360	
5	9:48:08.027	<b>59.887</b>	16.904			126.380	102.611
6	9:49:08.165	<b>1:00.138</b>	17.625			125.201	100.011
7	9:50:07.777	<b>59.612</b>	17.197			123.360	<b>107.890</b>
8	9:51:08.586	<b>1:00.809</b>	17.128			<b>127.098</b>	101.832

<b>(88) Lewis NICOL</b>							
1	9:44:08.639	<b>1:10.114</b>			47.538	46.538	
2	9:45:10.698	<b>1:02.059</b>			44.572	123.815	
3	9:46:14.184	<b>1:03.486</b>			45.981	124.504	
4	9:47:15.117	<b>1:00.933</b>			<b>43.466</b>	123.133	
5	9:48:15.050	<b>59.933</b>	16.970			125.905	<b>105.848</b>

<b>(16) Gerry KEIRNAN</b>							
1	9:45:03.208	<b>2:05.136</b>			1:41.068	43.018	
2	9:46:13.492	<b>1:10.284</b>			48.494	46.570	
3	9:47:17.565	<b>1:04.073</b>			<b>46.035</b>	125.670	
4	9:48:19.728	<b>1:02.163</b>	17.681			122.683	104.204
5	9:49:20.591	<b>1:00.863</b>	17.023			126.857	106.183
6	9:50:21.846	<b>1:01.255</b>	17.060			<b>127.339</b>	104.692
7	9:51:22.897	<b>1:01.051</b>	17.250			125.435	<b>107.201</b>

<b>(22) Allan BROWN</b>							
1	9:44:01.053	<b>1:12.048</b>			49.276	48.383	
2	9:45:08.525	<b>1:07.472</b>			47.757	113.935	
3	9:46:14.532	<b>1:06.007</b>			47.536	117.940	
4	9:47:18.085	<b>1:03.553</b>			<b>45.095</b>	115.903	
5	9:48:19.945	<b>1:01.860</b>	17.819			115.903	100.460

6	9:49:20.867	<b>1:00.922</b>	17.204			124.044	103.721
7	9:50:22.081	<b>1:01.214</b>	17.285			<b>126.618</b>	104.529
8	9:51:23.330	<b>1:01.249</b>	17.379			120.480	<b>105.515</b>

<b>(15) Finlay MILNE</b>							
1	9:43:55.633	<b>1:09.010</b>			47.259	52.305	
2	9:44:58.386	<b>1:02.753</b>			44.908	121.352	
3	9:46:00.753	<b>1:02.367</b>			44.773	<b>121.792</b>	
4	9:47:02.600	<b>1:01.847</b>			<b>44.653</b>	121.572	
5	9:48:03.706	<b>1:01.106</b>	17.357			120.480	<b>101.066</b>
6	9:49:04.902	<b>1:01.196</b>	17.404			119.835	100.161
7	9:50:06.680	<b>1:01.778</b>	17.395			118.985	99.272
8	9:51:08.921	<b>1:02.241</b>	17.956			120.915	97.117

<b>(74) Christine WATSON</b>							
1	9:44:07.612	<b>1:11.121</b>			48.893	49.055	
2	9:45:12.072	<b>1:04.460</b>			<b>45.694</b>	115.903	
3	9:46:16.746	<b>1:04.674</b>			46.241	123.587	
4	9:47:21.204	<b>1:04.458</b>			46.393	121.572	
5	9:48:23.755	<b>1:02.551</b>	17.715			121.133	108.238
6	9:49:26.031	<b>1:02.276</b>	17.642			<b>126.142</b>	108.413
7	9:50:28.430	<b>1:02.399</b>	18.036			123.587	106.351
8	9:51:30.087	<b>1:01.657</b>	17.692			121.572	<b>109.296</b>

<b>(7) Raymond DUGUID</b>							
1	9:44:04.329	<b>1:11.055</b>			49.496	40.257	
2	9:45:09.437	<b>1:05.108</b>			46.844	117.321	
3	9:46:15.155	<b>1:05.718</b>			47.363	120.049	
4	9:47:17.881	<b>1:02.726</b>			<b>45.174</b>	122.014	
5	9:48:21.079	<b>1:03.198</b>	17.743			<b>122.683</b>	<b>100.161</b>
6	9:49:23.397	<b>1:02.318</b>	17.540			121.133	99.125
7	9:50:25.817	<b>1:02.420</b>	17.776			120.265	98.979
8	9:51:27.824	<b>1:02.007</b>	17.685			119.196	98.979

<b>(26) Chris COCHRANE</b>							
1	9:44:00.608	<b>1:12.821</b>			50.175	46.027	
2	9:45:07.583	<b>1:06.975</b>			47.790	116.709	
3	9:46:14.678	<b>1:07.095</b>			48.121	115.703	
4	9:47:21.193	<b>1:06.515</b>			<b>47.046</b>	109.118	
5	9:48:26.425	<b>1:05.232</b>	19.090			<b>117.116</b>	<b>96.558</b>
6	9:49:31.809	<b>1:05.384</b>	19.433			111.105	95.595
7	9:50:36.433	<b>1:04.624</b>	18.493			116.103	96.281

<b>(278) Paul MARSHALL</b>							
1	9:44:53.961	<b>2:01.625</b>				1:40.038	45.343
2	9:47:38.316	<b>2:44.355</b>				2:23.774	<b>58.304</b>

Clerk of the Course :

Sig : Time :

Chief Timekeeper : Ian Sharp (SMART Timing)

 Results available at [www.speedhive.com](http://www.speedhive.com) and [www.smart-timing.co.uk](http://www.smart-timing.co.uk)

Printed: 26/05/2018 09:53:08

Orbits



# Qualifying Results

## KMSC National Motorcycle Racing AC

Sorted on best lap time

Scottish Championship Formula 600's

Knockhill 1.267 miles

Warm Up

26/05/2018 10:15

Practice (10:00 Time) started at 9:53:16

Pos	No.	Name	Make/Model	CC	Class	Laps	Best Tm	In Lap	Diff	Avg. Speed
1	12	William MONIE	Suzuki	GSXR600	S6	9	52.613	9		82.484
2	64	Sam MUNRO	Kawasaki	ZX6R 600	S6	8	52.623	3	0.010	82.806
3	38	William BERGIN	Kawasaki	ZX6R 600	S6	9	53.347	5	0.734	81.723
4	19	Kristopher DUNCAN	Kawasaki	ZX6R 600	S6	3	53.493	2	0.880	26.471
5	8	Jon DICKIE	Yamaha	R6 600	S6	6	54.033	4	1.420	80.314
6	87	Steven ALLISON	Kawasaki	ZX6R 600	S6	7	54.293	6	1.680	76.485
7	91	Lewis SHAND	Yamaha	R6 600	S6	9	54.375	8	1.762	80.125
8	47	Steven HADDOW	Kawasaki	ZX6R 600	S6	7	54.670	6	2.057	76.903
9	11	Patrick FORMAN	Kawasaki	ZX6R 600	S6	9	54.894	3	2.281	80.557
10	5	Simon SMAIL	Triumph	Daytona 675R	S6	6	55.127	6	2.514	59.469
11	26	Alan McGREGOR	Kawasaki	ZX6	S6	9	55.191	7	2.578	76.825
12	1	Bruce BIRNIE	Kawasaki	ZX6	S6	4	55.280	3	2.667	36.728
13	55	James McLAREN	Suzuki	GSXR600	S6	8	55.433	6	2.820	75.696
14	85	Steve HORNE	Triumph	Daytona 675	S6	9	55.438	8	2.825	76.960
15	48	Mark FARRELL	Yamaha	R6 600	S6	8	57.739	8	5.126	73.625
16	27	Andrew DONALD	Kawasaki	ZX6R 600	S6	7	58.181	4	5.568	62.795
17	76	Steven BEATTIE	Triumph	Daytona 675R	S6	8	58.222	6	5.609	71.614
18	58	Barry STEWART	Kawasaki	ZX6R 600	S6	8	58.658	6	6.045	71.884
19	7	Paul MacKEY	Kawasaki	ZX6R 600	S6	7	59.177	7	6.564	68.088
20	25	Jim PURVIS	Yamaha	R6 600	S6	8	59.224	4	6.611	73.749
21	9	Rishon HICKEY	Kawasaki	WK650	S6	7	59.821	6	7.208	70.764
22	22	Chris SPELLMAN	Yamaha	R6 600	S6	8	1:00.399	7	7.786	70.207
23	50	Calum JACKSON	Triumph	Daytona 675	S6	8	1:00.555	4	7.942	71.947
24	92	Christopher SCOTT	Yamaha	R6 600	S6	8	1:01.062	5	8.449	71.640

Clerk of the Course :

Orbits

Sig : Time :

Chief Timekeeper : Ian Sharp (SMART Timing)

 Results available at [www.speedhive.com](http://www.speedhive.com) and [www.smart-timing.co.uk](http://www.smart-timing.co.uk)

Printed: 26/05/2018 10:03:06



## KMSC National Motorcycle Racing AC

Scottish Championship Formula 600's

Knockhill 1.267 miles

Warm Up

26/05/2018 10:15

Practice (10:00 Time) started at 9:53:16

Lap	Time of Day	Lap Tm	S1	S2	S3	SFSpd	S1Spd	Lap	Time of Day	Lap Tm	S1	S2	S3	SFSpd	S1Spd
<b>(12) William MONIE</b>															
1	9:54:25.529	<b>1:01.412</b>	19.326			46.217	117.321	1	9:54:21.102	<b>1:00.027</b>	18.343			57.951	111.846
2	9:55:19.663	<b>54.134</b>	15.685			147.489	122.014	2	9:55:16.723	<b>55.621</b>	16.109			136.675	117.116
3	9:56:13.997	<b>54.334</b>	16.191			<b>150.129</b>	121.572	3	9:56:11.617	<b>54.894</b>	<b>15.669</b>			140.392	117.733
4	9:57:07.391	<b>53.394</b>	15.119			148.140	124.044	4	9:57:07.775	<b>56.158</b>	16.114			136.954	116.912
5	9:58:01.433	<b>54.042</b>	16.129			147.814	117.733	5	9:58:03.222	<b>55.447</b>	16.201			<b>140.982</b>	<b>118.565</b>
6	9:58:54.417	<b>52.984</b>	15.229			148.797	124.504	6	9:58:58.603	<b>55.381</b>	16.009			135.025	117.526
7	9:59:47.410	<b>52.993</b>	15.275			149.128	123.587	7	9:59:54.338	<b>55.735</b>	15.935			136.121	116.103
8	10:00:41.876	<b>54.466</b>	15.263			146.523	<b>124.735</b>	8	10:00:50.137	<b>55.799</b>	16.206			134.215	117.733
9	10:01:34.489	<b>52.613</b>	<b>15.040</b>			149.128	124.044	9	10:01:46.391	<b>56.254</b>	15.921			134.754	115.903
<b>(64) Sam MUNRO</b>															
1	9:54:23.589	<b>1:02.085</b>	19.823			55.645	83.157	1	9:55:22.444	<b>1:59.693</b>					
2	9:55:16.738	<b>53.149</b>	15.206			142.177	122.459	2	9:56:18.564	<b>56.120</b>					
3	9:56:09.361	<b>52.623</b>	15.056			<b>148.468</b>	122.683	3	9:57:14.091	<b>55.527</b>					
4	9:57:02.349	<b>52.988</b>	15.044			143.699	<b>123.133</b>	4	9:58:09.236	<b>55.145</b>					
5	9:57:56.371	<b>54.022</b>	15.480			143.087	118.356	5	10:00:01.872	<b>1:52.636</b>					
6	9:58:50.745	<b>54.374</b>	<b>14.927</b>			143.699	121.133	6	10:00:56.999	<b>55.127</b>					
7	9:59:44.299	<b>53.554</b>	15.015			140.099	121.352								
8	10:00:37.474	<b>53.175</b>	15.518			143.087	123.133								
<b>(38) William BERGIN</b>															
1	9:54:21.152	<b>59.276</b>	18.282			53.345	116.912	1	9:54:35.785	<b>1:08.200</b>	22.370			46.377	102.611
2	9:55:15.270	<b>54.118</b>	15.342			<b>144.008</b>	119.409	2	9:55:36.449	<b>1:00.664</b>	17.126			122.236	116.103
3	9:56:09.428	<b>54.158</b>	15.632			133.947	119.196	3	9:56:33.853	<b>57.404</b>	16.972			131.326	111.105
4	9:57:03.562	<b>54.134</b>	15.630			131.326	<b>121.133</b>	4	9:57:30.980	<b>57.127</b>	16.056			139.517	118.147
5	9:57:56.909	<b>53.347</b>	15.312			141.577	120.480	5	9:58:27.091	<b>56.111</b>	16.439			126.380	117.940
6	9:58:52.552	<b>55.643</b>	15.157			140.099	120.697	6	9:59:22.722	<b>55.631</b>	15.879			139.808	118.147
7	9:59:47.356	<b>54.804</b>	<b>15.057</b>			143.087	120.480	7	10:00:17.913	<b>55.191</b>	15.645			138.652	<b>119.409</b>
8	10:00:44.601	<b>57.245</b>	16.189			141.877	115.504	8	10:01:13.352	<b>55.439</b>	15.637			140.099	119.196
9	10:01:39.122	<b>54.521</b>	15.696			140.392	118.565	9	10:02:11.145	<b>57.793</b>	15.978			<b>141.279</b>	112.220
<b>(19) Kristopher DUNCAN</b>															
1	10:00:05.835	<b>1:03.580</b>	23.174			26.535	113.357	1	9:58:44.909	<b>1:02.210</b>	20.915			48.948	113.935
2	10:00:59.328	<b>53.493</b>	15.500			140.982	121.792	2	9:59:41.714	<b>56.805</b>	<b>15.723</b>			<b>141.877</b>	<b>120.697</b>
3	10:01:53.725	<b>54.397</b>	<b>15.140</b>			<b>144.317</b>	<b>122.459</b>	3	10:00:36.994	<b>55.280</b>	15.793			140.687	118.985
								4	10:01:33.568	<b>56.574</b>	16.679			140.099	113.549
<b>(8) Jon DICKIE</b>															
1	9:54:24.674	<b>1:01.494</b>	18.955			45.870	111.660	1	9:54:40.396	<b>1:06.453</b>	21.300			45.620	116.912
2	9:55:19.546	<b>54.872</b>	15.685			136.954	120.265	2	9:55:39.262	<b>58.866</b>	16.824			136.398	117.116
3	9:56:14.045	<b>54.499</b>	15.592			140.982	118.985	3	9:56:38.998	<b>59.736</b>	16.124			138.652	121.133
4	9:57:08.078	<b>54.033</b>	15.375			144.317	<b>121.352</b>	4	9:57:35.364	<b>56.366</b>	16.303			<b>141.877</b>	119.835
5	9:58:03.202	<b>55.124</b>	16.374			138.652	<b>125.124</b>	5	9:58:30.961	<b>55.597</b>	<b>15.712</b>			139.808	<b>121.352</b>
6	9:58:57.562	<b>54.360</b>	<b>15.230</b>			<b>145.570</b>	119.835	6	9:59:26.394	<b>55.433</b>	15.972			138.652	119.835
								7	10:00:22.331	<b>55.937</b>	16.186			136.398	114.518
								8	10:01:18.864	<b>56.533</b>	16.262			137.516	93.595
<b>(87) Steven ALLISON</b>															
1	9:54:39.191	<b>1:03.248</b>	19.827			45.870	112.597	1	9:54:37.003	<b>1:03.576</b>	20.398			46.896	112.408
2	9:55:37.180	<b>57.989</b>	16.581			132.624	114.129	2	9:55:36.599	<b>59.596</b>	16.277			137.516	117.321
3	9:56:34.411	<b>57.231</b>	16.803			134.754	<b>117.116</b>	3	9:56:35.295	<b>58.696</b>	17.874			117.733	110.739
4	9:57:30.653	<b>56.242</b>	16.074			134.754	113.935	4	9:57:31.315	<b>56.020</b>	15.887			139.517	119.409
5	9:58:25.336	<b>54.683</b>	<b>15.650</b>			137.234	116.912	5	9:58:27.628	<b>56.313</b>	16.299			136.398	115.903
6	9:59:19.629	<b>54.293</b>	15.686			135.298	116.506	6	9:59:23.292	<b>55.664</b>	15.680			138.081	121.133
7	10:00:14.256	<b>54.627</b>	15.710			<b>137.798</b>	115.703	7	10:00:18.785	<b>55.493</b>	15.666			<b>140.392</b>	<b>122.014</b>
								8	10:01:14.223	<b>55.438</b>	15.802			140.099	121.572
								9	10:02:10.212	<b>55.989</b>	<b>15.566</b>			138.366	120.915
<b>(91) Lewis SHAND</b>															
1	9:54:28.048	<b>1:02.990</b>	20.199			52.716	116.304	1	9:54:41.341	<b>1:08.500</b>	22.902			43.576	110.922
2	9:55:25.069	<b>57.021</b>	16.647			138.366	119.409	2	9:55:42.234	<b>1:00.893</b>	17.892			115.305	117.321
3	9:56:20.579	<b>55.510</b>	16.128			142.177	119.196	3	9:56:40.832	<b>58.598</b>	16.592			138.366	116.709
4	9:57:15.219	<b>54.640</b>	15.589			144.008	121.352	4	9:57:40.174	<b>59.342</b>	16.704			132.624	117.321
5	9:58:09.750	<b>54.531</b>	15.524			143.392	121.133	5	9:58:39.055	<b>58.881</b>	17.101			127.824	117.940
6	9:59:05.436	<b>55.686</b>	15.589			143.392	121.352	6	9:59:36.867	<b>57.812</b>	<b>16.204</b>			135.298	<b>118.985</b>
7	10:00:00.026	<b>54.590</b>	<b>15.480</b>			<b>144.317</b>	119.835	7	10:00:34.680	<b>57.813</b>	16.438			137.516	117.733
8	10:00:54.401	<b>54.375</b>	15.717			144.008	119.835	8	10:01:32.419	<b>57.739</b>	16.483			<b>139.517</b>	118.985
9	10:01:49.144	<b>54.743</b>	15.650			139.808	<b>121.792</b>								
<b>(47) Steven HADDOW</b>															
1	9:54:38.505	<b>1:07.491</b>	22.421			40.894	101.678	1	9:55:52.756	<b>1:06.945</b>	21.628			41.786	111.474
2	9:55:36.687	<b>58.182</b>	16.289			137.234	118.985	2	9:56:52.391	<b>59.635</b>	17.173			128.805	115.903
3	9:56:31.887	<b>55.200</b>	15.802			140.392	119.409	3	9:57:50.755	<b>58.364</b>	16.483			129.551	117.940
4	9:57:26.590	<b>54.703</b>	15.550			142.177	<b>120.049</b>	4	9:58:48.936	<b>58.181</b>	16.499			138.939	115.903
5	9:58:21.298	<b>54.708</b>	<b>15.375</b>			<b>144.008</b>	119.835	5	9:59:47.408	<b>58.472</b>	<b>16.092</b>			<b>139.227</b>	117.940
6	9:59:15.968	<b>54.670</b>	15.396			142.782	120.049								
7	10:00:11.987	<b>56.019</b>	15.924			141.279	117.116								
<b>(27) Andrew DONALD</b>															
1	9:55:52.756	<b>1:06.945</b>	21.628					1	9:55:52.756	<b>1:06.945</b>	21.628			41.786	111.474
2	9:56:52.391	<b>59.635</b>	17.173					2	9:56:52.391	<b>59.635</b>	17.173			128.805	115.903
3	9:57:50.755	<b>58.364</b>	16.483					3	9:57:50.755	<b>58.364</b>	16.483			129.551	117.940
4	9:58:48.936	<b>58.181</b>	16.499					4	9:58:48.936	<b>58.181</b>	16.499			138.939	115.903
5	9:59:47.408	<b>58.472</b>	<b>16.092</b>					5	9:59:47.408	<b>58.472</b>	<b>16.092</b>			<b>139.227</b>	117.940

Clerk of the Course :

Sig : \_\_\_\_\_ Time : \_\_\_\_\_  
 Chief Timekeeper : Ian Sharp (SMART Timing)

Results available at [www.speedhive.com](http://www.speedhive.com) and [www.smart-timing.co.uk](http://www.smart-timing.co.uk)

Printed: 26/05/2018 10:03:27

Orbits



## KMSC National Motorcycle Racing AC

Scottish Championship Formula 600's

Knockhill 1.267 miles

Warm Up

26/05/2018 10:15

Practice (10:00 Time) started at 9:53:16

Lap	Time of Day	Lap Tm	S1	S2	S3	SFSpd	S1Spd	Lap	Time of Day	Lap Tm	S1	S2	S3	SFSpd	S1Spd
6	10:00:46.049	<b>58.641</b>	17.069			131.842	118.565	3	9:56:37.774	<b>1:01.918</b>	17.461			<b>134.215</b>	109.118
7	10:01:45.265	<b>59.216</b>	16.581			132.102	<b>119.621</b>	4	9:57:38.966	<b>1:01.192</b>	17.467			131.584	<b>114.910</b>
<b>(76) Steven BEATTIE</b>								5	9:58:40.028	<b>1:01.062</b>	<b>17.443</b>			132.624	113.357
1	9:54:43.703	<b>1:11.312</b>	23.440			39.153	99.863	6	9:59:41.755	<b>1:01.727</b>	17.517			132.362	112.976
2	9:55:45.820	<b>1:02.117</b>	17.017			131.326	109.474	7	10:00:44.215	<b>1:02.460</b>	17.461			128.068	111.290
3	9:56:46.434	<b>1:00.614</b>	16.646			134.484	113.166	8	10:01:46.155	<b>1:01.940</b>	17.659			131.070	109.832
4	9:57:46.176	<b>59.742</b>	16.594			134.754	112.786	<b>(58) Barry STEWART</b>							
5	9:58:45.336	<b>59.160</b>	16.680			133.415	109.653	1	9:54:41.136	<b>1:09.081</b>	22.341			38.545	105.515
6	9:59:43.558	<b>58.222</b>	<b>16.440</b>			131.584	<b>113.357</b>	2	9:55:43.835	<b>1:02.699</b>	18.066			117.321	113.357
7	10:00:45.183	<b>1:01.625</b>	16.732			<b>135.298</b>	112.597	3	9:56:44.332	<b>1:00.497</b>	17.002			130.306	109.832
8	10:01:46.340	<b>1:01.157</b>	16.965			134.754	111.660	4	9:57:44.654	<b>1:00.322</b>	16.983			132.624	113.935
<b>(58) Barry STEWART</b>								5	9:58:44.209	<b>59.555</b>	17.054			125.201	112.033
1	9:54:41.136	<b>1:09.081</b>	22.341			38.545	105.515	6	9:59:42.867	<b>58.658</b>	<b>16.321</b>			<b>135.571</b>	114.714
2	9:55:43.835	<b>1:02.699</b>	18.066			117.321	113.357	7	10:00:44.730	<b>1:01.863</b>	17.181			128.313	115.504
3	9:56:44.332	<b>1:00.497</b>	17.002			130.306	109.832	8	10:01:44.422	<b>59.692</b>	16.675			133.947	<b>116.103</b>
4	9:57:44.654	<b>1:00.322</b>	16.983			132.624	113.935	<b>(7) Paul MacKEY</b>							
5	9:58:44.209	<b>59.555</b>	17.054			125.201	112.033	1	9:55:05.043	<b>1:08.365</b>	19.871			58.152	100.914
6	9:59:42.867	<b>58.658</b>	<b>16.321</b>			<b>135.571</b>	114.714	2	9:56:07.357	<b>1:02.314</b>	17.582			131.070	108.413
7	10:00:44.730	<b>1:01.863</b>	17.181			128.313	115.504	3	9:57:07.697	<b>1:00.340</b>	17.007			133.415	<b>115.504</b>
8	10:01:44.422	<b>59.692</b>	16.675			133.947	<b>116.103</b>	4	9:58:07.293	<b>59.596</b>	16.766			135.298	114.323
<b>(7) Paul MacKEY</b>								5	9:59:06.830	<b>59.537</b>	16.826			<b>136.121</b>	113.166
1	9:55:05.043	<b>1:08.365</b>	19.871			58.152	100.914	6	10:00:06.558	<b>59.728</b>	17.065			129.802	112.976
2	9:56:07.357	<b>1:02.314</b>	17.582			131.070	108.413	7	10:01:05.735	<b>59.177</b>	<b>16.601</b>			135.571	114.323
3	9:57:07.697	<b>1:00.340</b>	17.007			133.415	<b>115.504</b>	<b>(25) Jim PURVIS</b>							
4	9:58:07.293	<b>59.596</b>	16.766			135.298	114.323	1	9:54:30.373	<b>1:07.041</b>	20.338			44.237	102.298
5	9:59:06.830	<b>59.537</b>	16.826			<b>136.121</b>	113.166	2	9:55:31.004	<b>1:00.631</b>	16.951			127.581	112.408
6	10:00:06.558	<b>59.728</b>	17.065			129.802	112.976	3	9:56:31.444	<b>1:00.440</b>	16.695			129.053	112.597
7	10:01:05.735	<b>59.177</b>	<b>16.601</b>			135.571	114.323	4	9:57:30.668	<b>59.224</b>	16.555			130.053	112.976
<b>(25) Jim PURVIS</b>								5	9:58:30.194	<b>59.526</b>	16.718			125.435	113.742
1	9:54:30.373	<b>1:07.041</b>	20.338			44.237	102.298	6	9:59:29.726	<b>59.532</b>	16.733			129.053	<b>114.323</b>
2	9:55:31.004	<b>1:00.631</b>	16.951			127.581	112.408	7	10:00:29.490	<b>59.764</b>	<b>16.531</b>			129.551	112.220
3	9:56:31.444	<b>1:00.440</b>	16.695			129.053	112.597	8	10:01:31.588	<b>1:02.098</b>	18.634			<b>130.560</b>	103.561
4	9:57:30.668	<b>59.224</b>	16.555			130.053	112.976	<b>(9) Rishon HICKEY</b>							
5	9:58:30.194	<b>59.526</b>	16.718			125.435	113.742	1	9:54:35.219	<b>1:08.155</b>	22.691			44.150	111.105
6	9:59:29.726	<b>59.532</b>	16.733			129.053	<b>114.323</b>	2	9:55:42.161	<b>1:06.942</b>	20.081			124.504	54.871
7	10:00:29.490	<b>59.764</b>	<b>16.531</b>			129.551	112.220	3	9:56:44.181	<b>1:02.020</b>	17.765			<b>134.215</b>	81.244
8	10:01:31.588	<b>1:02.098</b>	18.634			<b>130.560</b>	103.561	4	9:57:45.072	<b>1:00.891</b>	17.464			130.053	<b>113.935</b>
<b>(9) Rishon HICKEY</b>								5	9:58:47.451	<b>1:02.379</b>	18.093			125.670	81.343
1	9:54:35.219	<b>1:08.155</b>	22.691			44.150	111.105	6	9:59:47.272	<b>59.821</b>	17.235			133.680	112.408
2	9:55:42.161	<b>1:06.942</b>	20.081			124.504	54.871	7	10:00:48.007	<b>1:00.735</b>	<b>17.069</b>			133.947	112.220
3	9:56:44.181	<b>1:02.020</b>	17.765			<b>134.215</b>	81.244	<b>(22) Chris SPELLMAN</b>							
4	9:57:45.072	<b>1:00.891</b>	17.464			130.053	<b>113.935</b>	1	9:54:40.760	<b>1:14.517</b>	23.872			41.553	88.767
5	9:58:47.451	<b>1:02.379</b>	18.093			125.670	81.343	2	9:55:45.678	<b>1:04.918</b>	18.015			130.814	100.914
6	9:59:47.272	<b>59.821</b>	17.235			133.680	112.408	3	9:56:48.992	<b>1:03.314</b>	17.610			127.824	106.520
7	10:00:48.007	<b>1:00.735</b>	<b>17.069</b>			133.947	112.220	4	9:57:50.987	<b>1:01.995</b>	17.026			132.624	<b>110.012</b>
<b>(22) Chris SPELLMAN</b>								5	9:58:52.888	<b>1:01.901</b>	17.355			133.415	104.204
1	9:54:40.760	<b>1:14.517</b>	23.872			41.553	88.767	6	9:59:53.749	<b>1:00.861</b>	16.830			133.680	104.856
2	9:55:45.678	<b>1:04.918</b>	18.015			130.814	100.914	7	10:00:54.148	<b>1:00.399</b>	<b>16.702</b>			<b>134.754</b>	109.474
3	9:56:48.992	<b>1:03.314</b>	17.610			127.824	106.520	8	10:01:56.550	<b>1:02.402</b>	16.997			132.362	107.717
4	9:57:50.987	<b>1:01.995</b>	17.026			132.624	<b>110.012</b>	<b>(50) Calum JACKSON</b>							
5	9:58:52.888	<b>1:01.901</b>	17.355			133.415	104.204	1	9:54:33.768	<b>1:07.014</b>	22.158			42.446	109.653
6	9:59:53.749	<b>1:00.861</b>	16.830			133.680	104.856	2	9:55:36.440	<b>1:02.672</b>	17.382			128.559	103.721
7	10:00:54.148	<b>1:00.399</b>	<b>16.702</b>			<b>134.754</b>	109.474	3	9:56:39.316	<b>1:02.876</b>	17.867			122.908	105.848
8	10:01:56.550	<b>1:02.402</b>	16.997			132.362	107.717	4	9:57:39.871	<b>1:00.555</b>	17.643			123.360	109.653
<b>(50) Calum JACKSON</b>								5	9:58:40.906	<b>1:01.035</b>	17.539			<b>132.362</b>	105.848
1	9:54:33.768	<b>1:07.014</b>	22.158			42.446	109.653	6	9:59:42.335	<b>1:01.429</b>	17.110			128.313	107.544
2	9:55:36.440	<b>1:02.672</b>	17.382			128.559	103.721	7	10:00:43.298	<b>1:00.963</b>	17.161			128.805	<b>110.556</b>
3	9:56:39.316	<b>1:02.876</b>	17.867			122.908	105.848	8	10:01:43.978	<b>1:00.680</b>	<b>17.090</b>			130.560	104.043
4	9:57:39.871	<b>1:00.555</b>	17.643			123.360	109.653	<b>(92) Christopher SCOTT</b>							
5	9:58:40.906	<b>1:01.035</b>	17.539			<b>132.362</b>	105.848	1	9:54:32.234	<b>1:07.500</b>	20.531			52.062	104.204
6	9:59:42.335	<b>1:01.429</b>	17.110			128.313	107.544	2	9:55:35.856	<b>1:03.622</b>	18.193			121.352	113.166
7	10:00:43.298	<b>1:00.963</b>	17.161			128.805	<b>110.556</b>	<b>(92) Christopher SCOTT</b>							
8	10:01:43.978	<b>1:00.680</b>	<b>17.090</b>			130.560	104.043	1	9:54:32.234	<b>1:07.500</b>	20.531			52.062	104.204
<b>(92) Christopher SCOTT</b>								2	9:55:35.856	<b>1:03.622</b>	18.193			121.352	113.166

Clerk of the Course :

Sig : Time :

Chief Timekeeper : Ian Sharp (SMART Timing)

 Results available at [www.speedhive.com](http://www.speedhive.com) and [www.smart-timing.co.uk](http://www.smart-timing.co.uk)

Printed: 26/05/2018 10:03:27

Orbits





# Qualifying Results

**KMSC National Motorcycle Racing AC****Sorted on best lap time**

KMSC Championship 125's &amp; KMSC F400's

Knockhill 1.267 miles

Warm Up

26/05/2018 10:30

Practice (10:00 Time) started at 10:03:58

Pos	No.	Name	Make/Model	CC	Class	Laps	Best Tm	In Lap	Diff	Avg. Speed
1	58	James McLAREN	Suzuki	GSXR600	F400	9	58.573	7		69.714
2	22	Ross MAGUIRE	Aprilia	RS125	F125	9	1:02.194	9	3.621	70.282
3	69	Mark BOWRAN	Kawasaki	ZXR400	F400	9	1:03.030	6	4.457	67.165
4	33	Declan CONNELL	Aprilia	RS125	F125	9	1:04.726	7	6.153	65.474
5	117	Lianne MAYHEW	Kawasaki	ER6	F400	9	1:04.764	9	6.191	65.596
6	122	Logan TURNER	Aprilia	RS125	F125	8	1:04.881	8	6.308	61.057
7	12	Jimmy MUIR	Aprilia	RS125	F125	9	1:07.005	7	8.432	65.157
8	55	Owen PATERSON	Aprilia	RS125	F125	5	1:08.178	5	9.605	38.234
9	8	Nathan ALLARDYCE	Aprilia	RS125	F125	8	1:08.626	7	10.053	61.540
10	118	Rod WALKER	Kawasaki	ZXR400	F400	8	1:09.910	5	11.337	59.936
11	27	Jordan HAY	Aprilia	RS125	F125	8	1:10.003	7	11.430	60.366
12	99	Marc GIBSON	Kawasaki	ZXR400	F400	2	1:10.157	2	11.584	55.649
13	16	Mia KELLAS	Aprilia	RS125	F125	6	1:11.716	5	13.143	58.237

Clerk of the Course :

Orbits

Sig : Time :

Chief Timekeeper : Ian Sharp (SMART Timing)

Results available at [www.speedhive.com](http://www.speedhive.com) and [www.smart-timing.co.uk](http://www.smart-timing.co.uk)

Printed: 26/05/2018 10:17:21



## KMSC National Motorcycle Racing AC

### KMSC Championship 125's & KMSC F400's

### Knockhill 1.267 miles

### Warm Up

### 26/05/2018 10:30

### Practice (10:00 Time) started at 10:03:58

Lap	Time of Day	Lap Tm	S1	S2	S3	SFSpd	S1Spd	Lap	Time of Day	Lap Tm	S1	S2	S3	SFSpd	S1Spd
<b>(58) James McLAREN</b>															
1	10:05:46.125	1:04.485	20.535			50.839	88.183								
2	10:06:48.893	1:02.768	18.270			115.703	95.459								
3	10:07:50.814	1:01.921	17.630			117.940	97.967								
4	10:08:50.549	59.735	17.240			116.506	98.979								
5	10:09:50.328	59.779	16.997			120.480	99.125								
6	10:10:49.386	59.058	17.082			119.835	98.833								
7	10:11:47.959	58.573	16.836			121.352	98.833								
8	10:12:48.274	1:00.315	16.880			121.133	100.161								
9	10:13:47.821	59.547	17.253			121.792	100.310								
<b>(22) Ross MAGUIRE</b>															
1	10:05:14.221	1:09.882	23.086			47.359	80.658								
2	10:06:18.648	1:04.427	19.061			101.066	83.989								
3	10:07:22.590	1:03.942	18.478			101.987	84.732								
4	10:08:25.573	1:02.983	18.569			95.868	84.518								
5	10:09:28.509	1:02.936	18.523			101.832	82.543								
6	10:10:32.479	1:03.970	18.498			101.678	84.306								
7	10:11:37.408	1:04.929	19.242			104.204	83.571								
8	10:12:40.867	1:03.459	18.539			103.242	84.518								
9	10:13:43.061	1:02.194	18.422			100.611	83.780								
<b>(69) Mark BOWRAN</b>															
1	10:05:31.094	1:16.199	23.152			46.313	91.552								
2	10:06:37.493	1:06.399	18.873			116.506	98.979								
3	10:07:42.857	1:05.364	18.533			118.775	99.714								
4	10:08:47.784	1:04.927	18.856			120.915	101.524								
5	10:09:52.025	1:04.241	17.813			122.014	101.066								
6	10:10:55.055	1:03.030	18.379			117.321	101.218								
7	10:12:00.595	1:05.540	18.119			121.352	99.566								
8	10:13:06.629	1:06.034	18.514			118.565	100.011								
9	10:14:10.170	1:03.541	18.301			113.166	100.161								
<b>(33) Declan CONNELL</b>															
1	10:05:33.427	1:16.314	22.876			45.745	83.054								
2	10:06:42.590	1:09.163	20.910			102.926	84.518								
3	10:07:48.922	1:06.332	19.821			102.454	84.200								
4	10:08:55.112	1:06.190	19.657			102.926	85.487								
5	10:10:01.260	1:06.148	19.256			104.043	84.625								
6	10:11:07.258	1:05.998	19.237			102.298	84.946								
7	10:12:11.984	1:04.726	18.900			101.832	85.379								
8	10:13:19.646	1:07.662	18.685			101.832	86.368								
9	10:14:25.958	1:06.312	19.783			95.868	76.259								
<b>(117) Lianne MAYHEW</b>															
1	10:05:35.010	1:18.591	24.211			39.244	85.487								
2	10:06:43.009	1:07.999	19.811			111.290	89.596								
3	10:07:50.893	1:07.884	20.535			107.372	91.802								
4	10:08:56.542	1:05.649	18.958			109.296	94.518								
5	10:10:02.474	1:05.932	18.814			113.742	93.988								
6	10:11:08.161	1:05.687	18.703			112.033	93.076								
7	10:12:13.652	1:05.491	18.625			111.846	94.252								
8	10:13:20.024	1:06.372	18.588			113.166	96.005								
9	10:14:24.788	1:04.764	18.852			106.689	93.988								
<b>(122) Logan TURNER</b>															
1	10:05:20.001	1:09.377													
2	10:06:25.965	1:05.964													
3	10:07:31.334	1:05.369													
4	10:08:36.360	1:05.026													
5	10:10:37.323	2:00.963													
6	10:11:45.391	1:08.068	21.559			45.039	80.465								
7	10:12:51.729	1:06.338	19.503			99.714	82.039								
8	10:13:56.610	1:04.881	19.353			100.762									
<b>(12) Jimmy MUIR</b>															
1	10:05:24.065	1:12.567	24.214			43.128	82.139								
2	10:06:31.845	1:07.780	20.151			97.682	82.240								
3	10:07:39.766	1:07.921	19.952			98.254	81.244								
4	10:08:47.846	1:08.080	20.361			97.824									
5	10:09:55.834	1:07.988	20.100			98.979	81.839								
6	10:11:03.335	1:07.501	19.746			98.543	82.341								
7	10:12:10.340	1:07.005	19.767			98.111	82.341								
<b>(55) Owen PATERSON</b>															
1	10:09:20.043	1:15.896	23.018			46.667	83.571								
2	10:10:28.872	1:08.829	19.659			99.566	83.675								
3	10:11:37.376	1:08.504	19.371			99.714	82.747								
4	10:12:47.284	1:09.908	19.713			100.310	82.645								
5	10:13:55.462	1:08.178	18.970			100.762	83.467								
<b>(8) Nathan ALLARDYCE</b>															
1	10:05:32.534	1:22.345	25.600			34.485	74.897								
2	10:06:46.673	1:14.139	22.394			91.552	75.148								
3	10:08:02.533	1:15.860	21.421			92.818	76.870								
4	10:09:13.811	1:11.278	20.915			91.928	76.519								
5	10:10:24.686	1:10.875	20.638			92.818	76.694								
6	10:11:34.623	1:09.937	20.730			93.335	76.432								
7	10:12:43.249	1:08.626	20.301			93.076	76.782								
8	10:13:51.921	1:08.672	20.191			93.726	76.607								
<b>(118) Rod WALKER</b>															
1	10:05:43.580	1:24.630	27.523			40.622	90.320								
2	10:06:56.635	1:13.055	21.375			116.103	91.179								
3	10:08:10.454	1:13.819	21.198			114.323	78.950								
4	10:09:20.644	1:10.190	20.002			115.107	95.323								
5	10:10:30.554	1:09.910	20.113			116.103	95.188								
6	10:11:42.238	1:11.684	20.536			117.940	93.205								
7	10:12:54.078	1:11.840	19.667			116.709	95.731								
8	10:14:07.790	1:13.712	21.836			107.544	86.257								
<b>(27) Jordan HAY</b>															
1	10:05:42.800	1:23.106	26.976			41.501	78.032								
2	10:06:57.804	1:15.004	23.142			81.839	82.139								
3	10:08:10.429	1:12.625	22.161			94.385	79.230								
4	10:09:21.273	1:10.844	21.284			94.785	81.639								
5	10:10:31.845	1:10.572	21.310			96.558	81.048								
6	10:11:43.408	1:11.563	21.188			96.836	81.343								
7	10:12:53.411	1:10.003	20.963			96.697	80.853								
8	10:14:03.451	1:10.040	21.340			97.117	80.561								
<b>(99) Marc GIBSON</b>															
1	10:05:32.757	1:18.708	25.592			37.828	84.518								
2	10:06:42.914	1:10.157	19.787			107.717	86.927								
<b>(16) Mia KELLAS</b>															
1	10:05:36.807	1:23.954	26.144			40.944	70.343								
2	10:06:54.670	1:17.863	22.794			88.416	70.491								
3	10:08:10.439	1:15.769	22.366			87.952	71.089								
4	10:09:24.880	1:14.441	22.804			89.477	73.182								
5	10:10:36.596	1:11.716	20.790			89.596	73.989								
6	10:11:48.909	1:12.313	21.190			90.809	72.004								

Clerk of the Course :

Sig : Time :

Chief Timekeeper : Ian Sharp (SMART Timing)

Results available at



# Qualifying Results

**KMSC National Motorcycle Racing AC**

**Sorted on best lap time**

**Scottish Championship Pre-Injection 600**

**Knockhill 1.267 miles**

**Qualifying**

**26/05/2018 10:45**

**Qualifying (10:00 Time) started at 10:16:52**

Pos	No.	Name	Make/Model	CC	Class	Laps	Best Tm	In Lap	Diff	Avg. Speed
1	15	Jon DICKIE	Yamaha	R6 600	PI6	8	53.851	4		79.475
2	168	Paul WISHART	Yamaha	R6 600	PI6	11	54.057	3	0.206	77.888
3	41	Kieran MURRAY	Yamaha	R6 600	PI6	9	54.072	5	0.221	68.051
4	22	William MASON	Yamaha	R6 600	PI6	11	54.411	4	0.560	81.026
5	54	Cameron ROBB	Yamaha	R6 600	PI6	11	56.015	6	2.164	78.583
6	8	Patryk MOTYKA	Yamaha	R6 600	PI6	8	56.200	6	2.349	79.385
7	60	Dougie BROWN	Yamaha	R6 600	PI6	10	56.321	6	2.470	78.751
8	93	Lee SEAGER	Yamaha	ZX6R Ninja	PI6	10	57.379	10	3.528	71.925
9	92	Andrew CRAIGMILE	Yamaha	R6 600	PI6	9	57.789	7	3.938	73.660
10	21	Andy LOCK	Yamaha	R6 600	PI6	10	57.916	8	4.065	75.347
11	17	Gary WHITEFORD	Kawasaki	ZX6R	PI6	10	58.516	10	4.665	75.049
12	70	Simon HARDY	Yamaha	R6 600	PI6	10	58.693	10	4.842	73.600
13	95	Michael MacKINNON	Yamaha	R6 600	PI6	10	59.045	7	5.194	72.976
14	126	Martin BULMAN	Honda	CBR600FX	PI6	9	1:00.233	5	6.382	72.506
15	45	Gerry SULLIVAN	Kawasaki	ZX6R 600	PI6	9	1:01.381	9	7.530	71.150
16	34	Darren GREENE	Yamaha	R6 600	PI6	10	1:01.431	3	7.580	71.179
17	23	Paul REID	Honda	CBR600	PI6	10	1:01.798	6	7.947	70.641
18	31	Darren ANDERSON	Kawasaki	ZXR 600	PI6	10	1:01.993	6	8.142	71.167
19	66	Derek McGREGOR	Yamaha	R6 5EB	PI6	10	1:02.780	8	8.929	68.718

Clerk of the Course :

Sig : Time :

Chief Timekeeper : Ian Sharp (SMART Timing)

Results available at [www.speedhive.com](http://www.speedhive.com) and [www.smart-timing.co.uk](http://www.smart-timing.co.uk)

Printed: 26/05/2018 10:31:34

Orbits



## KMSC National Motorcycle Racing AC

Scottish Championship Pre-Injection 600

Knockhill 1.267 miles

Qualifying

26/05/2018 10:45

Qualifying (10:00 Time) started at 10:16:52

Lap	Time of Day	Lap Tm	S1	S2	S3	SFSpd	S1Spd	Lap	Time of Day	Lap Tm	S1	S2	S3	SFSpd	S1Spd					
<b>(15) Jon DICKIE</b>								<b>(93) Lee SEAGER</b>												
1	10:17:54.083	<b>58.748</b>	18.906			44.413	108.941	1	10:18:18.036	<b>1:16.058</b>	21.603			47.832	101.832					
2	10:18:48.444	<b>54.361</b>	15.658			137.234	117.321	2	10:19:19.311	<b>1:01.275</b>	17.694			127.581	99.272					
3	10:19:42.619	<b>54.175</b>	15.386			141.577	118.356	3	10:20:18.039	<b>58.728</b>	16.917			129.802	108.064					
4	10:20:36.470	<b>53.851</b>	<b>15.343</b>			137.234	<b>119.196</b>	4	10:21:24.814	<b>1:06.775</b>	17.579			130.560	78.857					
5	10:21:31.228	<b>54.758</b>	15.393			136.675	119.196	5	10:22:30.968	<b>1:06.154</b>	16.931			129.802	108.064					
6	10:22:27.408	<b>56.180</b>	16.372			135.298	97.399	6	10:23:29.817	<b>58.849</b>	16.831			130.306	109.296					
7	10:23:28.179	<b>1:00.771</b>	15.410			139.808	118.985	7	10:24:28.111	<b>58.294</b>	16.840			130.306	<b>109.474</b>					
8	10:24:32.106	<b>1:03.927</b>	22.143			113.357	64.465	8	10:25:29.026	<b>1:00.915</b>	<b>16.542</b>			<b>130.814</b>	109.474					
<b>(168) Paul WISHART</b>								<b>(92) Andrew CRAIGMILE</b>												
1	10:17:55.034	<b>58.247</b>	18.159			47.662	117.940	1	10:18:12.925	<b>1:08.541</b>	20.685			53.218	101.524					
2	10:18:49.560	<b>54.526</b>	15.630			138.652	117.940	2	10:19:13.185	<b>1:00.260</b>	17.141			133.947	112.220					
3	10:19:43.617	<b>54.057</b>	15.533			139.808	118.985	3	10:20:15.084	<b>1:01.899</b>	17.271			132.624	108.238					
4	10:20:37.927	<b>54.310</b>	15.781			141.877	116.709	4	10:21:18.204	<b>1:03.120</b>	17.283			132.102	97.117					
5	10:21:32.341	<b>54.414</b>	15.471			139.808	<b>119.409</b>	5	10:22:17.221	<b>59.017</b>	16.897			130.560	111.290					
6	10:22:27.472	<b>55.131</b>	15.529			140.392	118.775	6	10:23:15.998	<b>58.777</b>	16.403			134.754	<b>112.976</b>					
7	10:23:54.221	<b>1:26.749</b>	15.740			135.845	116.709	7	10:24:13.787	<b>57.789</b>	16.325			135.025	112.033					
8	10:24:53.732	<b>59.511</b>	17.476			57.308	116.912	8	10:25:12.151	<b>58.364</b>	16.623			<b>135.571</b>	112.786					
9	10:25:48.258	<b>54.526</b>	15.628			140.099	118.985	9	10:26:10.276	<b>58.125</b>	16.414			135.025	112.408					
10	10:26:42.496	<b>54.238</b>	<b>15.379</b>			141.877	118.565	<b>(21) Andy LOCK</b>												
11	10:27:37.142	<b>54.646</b>	15.458			142.177	119.196	1	10:18:05.259	<b>1:05.911</b>	20.371			52.428	106.015					
<b>(41) Kieran MURRAY</b>								<b>(92) Andrew CRAIGMILE</b>												
1	10:17:53.934	<b>57.794</b>	17.999			51.981	111.290	2	10:19:05.476	<b>1:00.217</b>	17.013			128.805	111.290					
2	10:18:49.320	<b>55.386</b>	15.978			136.398	112.786	3	10:20:05.021	<b>59.545</b>	17.015			126.380	110.739					
3	10:19:46.020	<b>56.700</b>	16.840			135.845	115.703	4	10:21:04.758	<b>59.737</b>	17.061			<b>131.326</b>	109.653					
4	10:20:40.348	<b>54.328</b>	15.700			138.081	<b>116.103</b>	5	10:22:04.498	<b>59.740</b>	17.185			126.380	110.374					
5	10:21:34.420	<b>54.072</b>	15.559			139.517	114.518	6	10:23:03.713	<b>59.215</b>	16.913			125.201	112.597					
6	10:22:09.209	<b>2:34.789</b>	15.851			<b>140.099</b>	112.408	7	10:24:03.000	<b>59.287</b>	16.968			119.835	112.408					
7	10:25:05.826	<b>56.617</b>	17.160			63.851	114.129	8	10:25:00.916	<b>57.916</b>	<b>16.560</b>			128.805	<b>112.786</b>					
8	10:26:01.690	<b>55.864</b>	<b>15.402</b>			138.081	<b>116.304</b>	9	10:25:59.417	<b>58.501</b>	16.653			127.824	111.846					
9	10:26:56.203	<b>54.513</b>	15.478			137.516	114.910	10	10:26:58.326	<b>58.909</b>	16.728			127.339	111.660					
<b>(22) William MASON</b>								<b>(21) Andy LOCK</b>												
1	10:17:55.907	<b>58.912</b>	18.815			44.560	112.597	1	10:18:05.259	<b>1:05.911</b>	20.371			52.428	106.015					
2	10:18:50.552	<b>54.645</b>	15.602			137.234	117.116	2	10:19:05.476	<b>1:00.217</b>	17.013			128.805	111.290					
3	10:19:45.323	<b>54.771</b>	15.690			137.516	116.304	3	10:20:05.021	<b>59.545</b>	17.015			126.380	110.739					
4	10:20:39.734	<b>54.411</b>	15.539			137.798	117.321	4	10:21:04.758	<b>59.737</b>	17.061			<b>131.326</b>	109.653					
5	10:21:34.154	<b>54.420</b>	15.533			139.227	116.912	5	10:22:04.498	<b>59.740</b>	17.185			126.380	110.374					
6	10:22:29.525	<b>55.371</b>	16.074			136.398	114.129	6	10:23:03.713	<b>59.215</b>	16.913			125.201	112.597					
7	10:23:25.614	<b>56.089</b>	<b>15.326</b>			139.517	<b>117.733</b>	7	10:24:03.000	<b>59.287</b>	16.968			119.835	112.408					
8	10:24:21.178	<b>55.564</b>	16.414			132.102	114.910	8	10:25:00.916	<b>57.916</b>	<b>16.560</b>			128.805	<b>112.786</b>					
9	10:25:16.497	<b>55.319</b>	15.569			137.798	117.526	9	10:25:59.417	<b>58.501</b>	16.653			127.824	111.846					
10	10:26:14.071	<b>57.574</b>	15.859			<b>139.808</b>	112.220	10	10:26:58.326	<b>58.909</b>	16.728			127.339	111.660					
11	10:27:12.195	<b>58.124</b>	15.742			137.798	115.305	<b>(17) Gary WHITEFORD</b>												
<b>(54) Cameron ROBB</b>								<b>(17) Gary WHITEFORD</b>												
1	10:18:01.221	<b>1:02.398</b>	19.749			49.931	104.692	1	10:18:05.557	<b>1:05.146</b>	20.811			47.900	111.105					
2	10:18:59.403	<b>58.182</b>	16.822			133.150	109.118	2	10:19:05.340	<b>59.783</b>	17.261			128.313	110.012					
3	10:19:56.107	<b>56.704</b>	16.111			131.842	112.597	3	10:20:04.433	<b>59.093</b>	<b>16.513</b>			<b>135.571</b>	<b>112.408</b>					
4	10:20:52.527	<b>56.420</b>	16.008			133.150	113.742	4	10:21:04.131	<b>59.698</b>	17.349			129.802	112.033					
5	10:21:49.084	<b>56.557</b>	16.080			133.150	112.597	5	10:22:03.907	<b>59.776</b>	17.441			124.968	111.290					
6	10:22:45.099	<b>56.015</b>	15.834			<b>138.366</b>	<b>114.129</b>	6	10:23:03.064	<b>59.157</b>	17.116			133.415	112.408					
7	10:23:41.410	<b>56.311</b>	<b>15.817</b>			134.484	112.220	7	10:24:02.736	<b>59.672</b>	17.194			132.362	112.033					
8	10:24:38.086	<b>56.676</b>	16.007			136.954	113.742	8	10:25:03.175	<b>1:00.439</b>	17.134			133.415	111.474					
9	10:25:35.021	<b>56.935</b>	16.346			136.675	111.660	9	10:26:02.220	<b>59.045</b>	17.037			134.215	112.033					
10	10:26:32.537	<b>57.516</b>	16.292			133.150	112.976	10	10:27:00.736	<b>58.516</b>	17.144			129.551	112.408					
11	10:27:31.444	<b>58.907</b>	16.732			129.551	110.012	<b>(70) Simon HARDY</b>												
<b>(8) Patryk MOTYKA</b>								<b>(70) Simon HARDY</b>												
1	10:17:56.831	<b>1:01.103</b>	18.930			42.716	108.064	1	10:18:12.747	<b>1:10.210</b>	21.887			46.122	102.926					
2	10:18:54.272	<b>57.441</b>	16.224			132.886	112.786	2	10:19:14.216	<b>1:01.469</b>	18.218			124.044	109.474					
3	10:19:50.844	<b>56.572</b>	15.961			135.571	112.597	3	10:20:15.616	<b>1:01.400</b>	17.163			128.805	110.922					
4	10:20:47.134	<b>56.290</b>	15.802			136.954	112.786	4	10:21:18.119	<b>1:02.503</b>	17.297			128.068	104.366					
5	10:21:43.798	<b>56.664</b>	16.072			136.675	112.220	5	10:22:16.991	<b>58.872</b>	<b>16.714</b>			131.326	110.193					
6	10:22:39.998	<b>56.200</b>	16.001			136.954	112.786	6	10:23:16.335	<b>59.344</b>	16.901			<b>131.842</b>	111.290					
7	10:23:36.383	<b>56.385</b>	15.827			<b>137.234</b>	<b>114.323</b>	7	10:24:15.458	<b>59.123</b>	16.971			131.326	107.372					
8	10:24:32.630	<b>56.247</b>	15.911			135.845	111.105	8	10:25:14.331	<b>58.873</b>	17.085			128.313	110.922					
<b>(60) Dougie BROWN</b>								<b>(95) Michael MacKINNON</b>												
1	10:18:00.437	<b>1:02.462</b>	20.056			44.295	106.520	1	10:18:08.138	<b>1:07.284</b>	21.966			46.961	100.460					
2	10:18:57.863	<b>57.426</b>	16.652			135.845	111.660	2	10:19:12.216	<b>1:04.078</b>	18.105			121.792	96.005					
								<b>(95) Michael MacKINNON</b>												
								3								10:20:14.619	<b>1:02.403</b>	18.038	124.273	104.366
								4								10:21:18.974	<b>1:04.355</b>	18.295	120.049	102.611
								5								10:22:20.589	<b>1:01.615</b>	17.541	120.697	102.454

Clerk of the Course :

Sig : Time :

Chief Timekeeper : Ian Sharp (SMART Timing)

Results available at [www.speedhive.com](http://www.speedhive.com) and [www.smart-timing.co.uk](http://www.smart-timing.co.uk)

Printed: 26/05/2018 10:32:11

Orbits



## KMSC National Motorcycle Racing AC

Scottish Championship Pre-Injection 600

Knockhill 1.267 miles

Qualifying

26/05/2018 10:45

Qualifying (10:00 Time) started at 10:16:52

Lap	Time of Day	Lap Tm	S1	S2	S3	SFSpd	S1Spd	Lap	Time of Day	Lap Tm	S1	S2	S3	SFSpd	S1Spd
6	10:23:19.856	59.267	16.878			125.435	106.689	10	10:27:56.724	1:04.422	17.908			122.014	102.142
7	10:24:18.901	59.045	16.921			124.504	106.859								
8	10:25:18.293	59.392	16.946			127.339	106.520								
9	10:26:18.373	1:00.080	16.952			125.670	107.372								
10	10:27:17.997	59.624	17.127			125.905	103.242								

(126) Martin BULMAN

1	10:18:07.556	1:07.751	22.005			44.442	95.188
2	10:19:11.414	1:03.858	18.001			124.735	98.833
3	10:20:14.363	1:02.949	17.982			117.321	105.184
4	10:21:15.089	1:00.726	17.802			124.044	105.681
5	10:22:15.322	1:00.233	17.439			129.302	106.520
6	10:23:15.989	1:00.667	16.982			131.326	108.941
7	10:24:16.947	1:00.958	17.465			130.306	100.762
8	10:25:17.494	1:00.547	17.375			128.068	104.366
9	10:26:19.141	1:01.647	17.450			128.313	110.012

(45) Gerry SULLIVAN

1	10:18:07.871	1:07.624	22.057			45.870	95.188
2	10:19:12.057	1:04.186	17.985			118.565	97.257
3	10:20:16.949	1:04.892	18.659			114.910	93.076
4	10:21:19.729	1:02.780				120.480	
5	10:22:21.864	1:02.135				108.764	102.926
6	10:23:24.032	1:02.168	17.997			117.321	104.043
7	10:24:26.114	1:02.082	18.215			113.357	97.399
8	10:25:28.549	1:02.435	17.810			117.733	99.272
9	10:26:29.930	1:01.381	16.960			123.133	107.372

(34) Darren GREENE

1	10:18:13.246	1:09.652	22.688			48.699	88.884
2	10:19:15.347	1:02.101	18.530			124.044	105.681
3	10:20:16.778	1:01.431	17.973			126.380	101.678
4	10:21:19.990	1:03.212	17.969			122.236	101.218
5	10:22:21.810	1:01.820	18.459			113.166	97.540
6	10:23:23.980	1:02.170	18.388			120.049	102.611
7	10:24:26.003	1:02.023	18.456			118.985	94.252
8	10:25:29.289	1:03.286	18.193			117.733	102.768
9	10:26:32.037	1:02.748	17.823			130.306	104.856
10	10:27:33.773	1:01.736	18.669			114.518	95.731

(23) Paul REID

1	10:18:05.088	1:07.542	20.733			45.221	90.077
2	10:19:10.378	1:05.290	19.080			114.323	100.161
3	10:20:13.873	1:03.495	18.311			118.565	94.120
4	10:21:17.906	1:04.033	18.359			116.506	96.836
5	10:22:20.372	1:02.466	17.870			122.236	99.714
6	10:23:22.170	1:01.798	17.530			121.572	97.257
7	10:24:25.015	1:02.845	17.810			123.133	98.111
8	10:25:27.913	1:02.898	18.081			119.835	98.254
9	10:26:32.041	1:04.128	18.152			111.474	99.714
10	10:27:38.660	1:06.619	21.225			108.413	96.558

(31) Darren ANDERSON

1	10:18:05.684	1:07.296	20.985			46.345	103.084
2	10:19:11.008	1:05.324	19.141			111.474	89.120
3	10:20:15.277	1:04.269	18.748			103.084	99.863
4	10:21:19.308	1:04.031	18.484			103.402	102.142
5	10:22:21.444	1:02.136	17.946			109.296	103.721
6	10:23:23.437	1:01.993	17.955			107.372	103.561
7	10:24:25.524	1:02.087	18.445			107.372	104.043
8	10:25:28.179	1:02.655	17.978			108.413	105.848
9	10:26:31.761	1:03.582	18.516			112.786	106.689
10	10:27:33.888	1:02.127	18.073			106.183	104.856

(66) Derek McGREGOR

1	10:18:19.400	1:16.260	22.827			44.619	92.690
2	10:19:24.090	1:04.690	18.584			121.133	101.371
3	10:20:28.437	1:04.347	18.681			117.116	99.714
4	10:21:33.212	1:04.775	18.562			115.703	103.402
5	10:22:37.674	1:04.462	18.753			111.290	101.678
6	10:23:41.478	1:03.804	18.474			117.733	100.611
7	10:24:46.066	1:04.588	18.313			118.356	105.349
8	10:25:48.846	1:02.780	18.216			121.792	101.987
9	10:26:52.302	1:03.456	18.149			121.352	101.678

Clerk of the Course :

Sig : Time :

Chief Timekeeper : Ian Sharp (SMART Timing)

Results available at [www.speedhive.com](http://www.speedhive.com) and [www.smart-timing.co.uk](http://www.smart-timing.co.uk)

## KMSC National Motorcycle Racing AC


Scottish Championship Pre-Injection 600

Knockhill 1.267 miles

Race 1 - 1st Race

26/05/2018 13:15

Race (10 Laps)



POLE POSITION

3	2	1	1
41 Kieran MURRAY 54.072	168 Paul WISHART 54.057	15 Jon DICKIE 53.851	1
6	5	4	2
8 Patryk MOTYKA 56.200	54 Cameron ROBB 56.015	22 William MASON 54.411	2
9	8	7	3
92 Andrew CRAIGMILE 57.789	93 Lee SEAGER 57.379	60 Dougie BROWN 56.321	3
12	11	10	4
70 Simon HARDY 58.693	17 Gary WHITEFORD 58.516	21 Andy LOCK 57.916	4
15	14	13	5
45 Gerry SULLIVAN 1:01.381	126 Martin BULMAN 1:00.233	95 Michael MacKINNON 59.045	5
18	17	16	6
31 Darren ANDERSON 1:01.993	23 Paul REID 1:01.798	34 Darren GREENE 1:01.431	6
		19	7
		66 Derek McGREGOR 1:02.780	7

Clerk of the Course :

Orbits

Sig : Time :

Chief Timekeeper : Ian Sharp (SMART Timing)

Results available at [www.speedhive.com](http://www.speedhive.com) and [www.smart-timing.co.uk](http://www.smart-timing.co.uk)



## KMSC National Motorcycle Racing AC


Scottish Championship Pre-Injection 600

Knockhill 1.267 miles

Race 19 - 2nd Race - AMENDED GRID

27/05/2018 12:15

Race (10 Laps)



AMENDED GRID - Bike No.75 Added to back of Grid

POLE POSITION

		POLE POSITION		
<b>3</b>	<b>2</b>	<b>1</b>		<b>1</b>
41 Kieran MURRAY 54.072	168 Paul WISHART 54.057	15 Jon DICKIE 53.851		
<b>6</b>	<b>5</b>	<b>4</b>		<b>2</b>
8 Patryk MOTYKA 56.200	54 Cameron ROBB 56.015	22 William MASON 54.411		
<b>9</b>	<b>8</b>	<b>7</b>		<b>3</b>
92 Andrew CRAIGMILE 57.789	93 Lee SEAGER 57.379	60 Dougie BROWN 56.321		
<b>12</b>	<b>11</b>	<b>10</b>		<b>4</b>
70 Simon HARDY 58.693	17 Gary WHITEFORD 58.516	21 Andy LOCK 57.916		
<b>15</b>	<b>14</b>	<b>13</b>		<b>5</b>
45 Gerry SULLIVAN 1:01.381	126 Martin BULMAN 1:00.233	95 Michael MacKINNON 59.045		
<b>18</b>	<b>17</b>	<b>16</b>		<b>6</b>
31 Darren ANDERSON 1:01.993	23 Paul REID 1:01.798	34 Darren GREENE 1:01.431		
	<b>20</b>	<b>19</b>		<b>7</b>
	75 Harry PULLAR	66 Derek McGREGOR 1:02.780		

Clerk of the Course :

Sig : Time :

Chief Timekeeper : Ian Sharp (SMART Timing)

Results available at [www.speedhive.com](http://www.speedhive.com) and [www.smart-timing.co.uk](http://www.smart-timing.co.uk)

Printed: 27/05/2018 09:10:44

Orbits



# Qualifying Results

**KMSC National Motorcycle Racing AC**
**Sorted on best lap time**
**National CB500's**
**Knockhill 1.267 miles**
**Qualifying**
**26/05/2018 11:00**
**Qualifying (10:00 Time) started at 10:29:49**

Pos	No.	Name	Make/Model	CC	Class	Laps	Best Tm	In Lap	Diff	Avg. Speed
1	87	Jodie CHALK	Honda	CB500	CB	9	59.751	4		66.591
2	144	Keith SHEPHERD	Honda	CB500	CB	7	1:00.947	4	1.196	48.897
3	47	Steve KAIN	Honda	CB500	CB	10	1:00.984	7	1.233	71.796
4	23	Ross McCLEARY	Honda	CB500	CB	10	1:01.330	10	1.579	71.696
5	48	Allan BROOKBANKS	Honda	CB500	CB	10	1:01.664	9	1.913	71.801
6	26	Raymond REID	Honda	CB500	CB	9	1:02.459	5	2.708	70.425
7	96	Andrew KIRKWOOD	Honda	CB500	CB	10	1:02.535	8	2.784	71.388
8	113	Calum PERT	Honda	CB500	CB	10	1:04.085	10	4.334	69.252
9	7	Colvin DENHOLM	Honda	CB500	CB	9	1:04.762	9	5.011	67.840
10	55	Allan McCLEARY	Honda	CB500	CB	9	1:05.658	5	5.907	66.801
11	66	Phil ROBINSON	Honda	CB500	CB	9	1:06.115	5	6.364	66.794
12	73	Fraser CAMERON	Yamaha	R6 600	CB	8	1:06.501	6	6.750	66.303
13	126	Martin BULMAN	Honda	CB500	CB	9	1:06.504	8	6.753	65.137
14	117	Lianne MAYHEW	Honda	CB500	CB	9	1:07.533	4	7.782	64.566
15	666	David MAGRATH	Honda	CB500	CB	9	1:08.154	4	8.403	64.636
16	13	Andrew BARTON	Honda	CB500	CB	3	1:11.145	1	11.394	57.898

Clerk of the Course :

Orbits

Sig : Time :

Chief Timekeeper : Ian Sharp (SMART Timing)

 Results available at [www.speedhive.com](http://www.speedhive.com) and [www.smart-timing.co.uk](http://www.smart-timing.co.uk)

Printed: 26/05/2018 10:45:52





## KMSC National Motorcycle Racing AC

National CB500's

Knockhill 1.267 miles

Qualifying

26/05/2018 11:00

Qualifying (10:00 Time) started at 10:29:49

Lap	Time of Day	Lap Tm	S1	S2	S3	SFSpd	S1Spd	Lap	Time of Day	Lap Tm	S1	S2	S3	SFSpd	S1Spd
2	10:32:23.446	1:09.006	19.993			98.833	80.755								
3	10:33:31.798	1:08.352	19.548			98.979	84.095								
4	10:34:39.331	1:07.533	19.319			98.979	83.571								
5	10:35:47.267	1:07.936	19.572			100.914	83.363								
6	10:36:57.971	1:10.704	19.360			100.161	84.200								
7	10:38:07.452	1:09.481	19.866			101.066	82.543								
8	10:39:16.236	1:08.784	19.695			100.011	84.306								
9	10:40:25.670	1:09.434	20.250			102.454	80.465								
(666) David MAGRATH															
1	10:31:12.897	1:13.690	23.256			41.682	79.700								
2	10:32:22.078	1:09.181	20.165			101.371	85.925								
3	10:33:30.620	1:08.542	19.708			102.298	85.379								
4	10:34:38.774	1:08.154	19.278			102.454	84.412								
5	10:35:47.064	1:08.290	19.438			100.611	84.200								
6	10:36:57.579	1:10.515	19.300			102.142	83.571								
7	10:38:06.450	1:08.871	19.771			103.402	82.951								
8	10:39:16.235	1:09.785	19.986			101.371	85.162								
9	10:40:24.984	1:08.749	20.095			101.218	81.739								
(13) Andrew BARTON															
1	10:31:02.370	1:11.145	21.545			50.155	86.257								
2	10:32:22.705	1:20.335	22.218			75.402	60.025								
3	10:33:46.225	1:23.520	22.959			69.831	59.704								

Clerk of the Course :

Sig : Time :

Chief Timekeeper : Ian Sharp (SMART Timing)

 Results available at [www.speedhive.com](http://www.speedhive.com) and [www.smart-timing.co.uk](http://www.smart-timing.co.uk)

Printed: 26/05/2018 10:46:15

Orbits





## KMSC National Motorcycle Racing AC


National CB500's

Knockhill 1.267 miles

Race 2 - 1st Race

26/05/2018 13:30

Race (10 Laps)



POLE POSITION

<b>3</b>	<b>2</b>	<b>1</b>	<b>1</b>
47 Steve KAIN 1:00.984	144 Keith SHEPHERD 1:00.947	87 Jodie CHALK 59.751	
<b>6</b>	<b>5</b>	<b>4</b>	<b>2</b>
26 Raymond REID 1:02.459	48 Allan BROOKBANKS 1:01.664	23 Ross McCLEARY 1:01.330	
<b>9</b>	<b>8</b>	<b>7</b>	<b>3</b>
7 Colvin DENHOLM 1:04.762	113 Calum PERT 1:04.085	96 Andrew KIRKWOOD 1:02.535	
<b>12</b>	<b>11</b>	<b>10</b>	<b>4</b>
73 Fraser CAMERON 1:06.501	66 Phil ROBINSON 1:06.115	55 Allan McCLEARY 1:05.658	
<b>15</b>	<b>14</b>	<b>13</b>	<b>5</b>
666 David MAGRATH 1:08.154	117 Lianne MAYHEW 1:07.533	126 Martin BULMAN 1:06.504	
		<b>16</b>	<b>6</b>
		13 Andrew BARTON 1:11.145	

Clerk of the Course :

Sig : Time :

Chief Timekeeper : Ian Sharp (SMART Timing)

Results available at [www.speedhive.com](http://www.speedhive.com) and [www.smart-timing.co.uk](http://www.smart-timing.co.uk)

Printed: 26/05/2018 10:44:19

Orbits



## KMSC National Motorcycle Racing AC


National CB500's

Knockhill 1.267 miles

Race 20 - 2nd Race

27/05/2018 12:30

Race (10 Laps)



POLE POSITION

<b>3</b>	<b>2</b>	<b>1</b>	<b>1</b>
47 Steve KAIN 1:00.984	144 Keith SHEPHERD 1:00.947	87 Jodie CHALK 59.751	
<b>6</b>	<b>5</b>	<b>4</b>	<b>2</b>
26 Raymond REID 1:02.459	48 Allan BROOKBANKS 1:01.664	23 Ross McCLEARY 1:01.330	
<b>9</b>	<b>8</b>	<b>7</b>	<b>3</b>
7 Colvin DENHOLM 1:04.762	113 Calum PERT 1:04.085	96 Andrew KIRKWOOD 1:02.535	
<b>12</b>	<b>11</b>	<b>10</b>	<b>4</b>
73 Fraser CAMERON 1:06.501	66 Phil ROBINSON 1:06.115	55 Allan McCLEARY 1:05.658	
<b>15</b>	<b>14</b>	<b>13</b>	<b>5</b>
666 David MAGRATH 1:08.154	117 Lianne MAYHEW 1:07.533	126 Martin BULMAN 1:06.504	
		<b>16</b>	<b>6</b>
		13 Andrew BARTON 1:11.145	

Clerk of the Course :

Sig : Time :

Chief Timekeeper : Ian Sharp (SMART Timing)

Results available at [www.speedhive.com](http://www.speedhive.com) and [www.smart-timing.co.uk](http://www.smart-timing.co.uk)

Printed: 26/05/2018 13:07:39

Orbits



# Qualifying Results

## KMSC National Motorcycle Racing AC

Sorted on best lap time

Scottish Championship Superbikes & KMSC Clubman

Knockhill 1.267 miles

Qualifying

26/05/2018 11:15

Qualifying (10:00 Time) started at 10:43:47

Pos	No.	Name	Make/Model	CC	Class	Laps	Best Tm	In Lap	Diff	Avg. Speed
1	94	Greg GILFILLAN	BMW	S1000RR	SB	6	50.690	6		86.399
2	72	Sean GILFILLAN	Ducati	Panigale	SB	11	50.767	4	0.077	86.513
3	99	Callum GRIGOR	Kawasaki	ZX10RR	SB	12	50.837	6	0.147	84.306
4	34	John DEAN	BMW	S1000RR	SB	12	51.167	11	0.477	84.660
5	88	Lewis ROLLO	Kawasaki	ZX10R	SB	2	51.296	2	0.606	83.729
6	45	Ewan GRAY	Kawasaki	ZX10R	SB	11	51.340	2	0.650	80.287
7	32	John MacDONALD	Yamaha		SB	10	51.552	5	0.862	83.962
8	1	Bruce BIRNIE	BMW	S1000RR	SB	11	51.612	9	0.922	81.921
9	9	Kristopher DUNCAN	Kawasaki	ZX10R	SB	6	51.843	6	1.153	85.447
10	71	Gavin JONES	Yamaha	R1	C	7	52.989	7	2.299	83.015
11	122	David SUDDER	Suzuki	GSXR 1000	C	7	53.078	6	2.388	82.601
12	67	Des BURNS	Kawasaki	ZX10R	C	8	53.244	7	2.554	83.008
13	18	Clint WALKER	BMW	S1000RR	C	11	53.264	6	2.574	81.665
14	47	Alan BRYCE	BMW	1000RR	SB	11	53.282	6	2.592	81.319
15	75	Charlie BUNYAN	Kawasaki	ZX10R	C	7	53.431	3	2.741	82.010
16	28	Andrew BUCHANAN	Yamaha	R1	C	11	53.597	7	2.907	81.233
17	11	Richard HUGHES	BMW	S1000RR	SB	9	53.771	7	3.081	81.046
18	69	Rodney SCOTT	BMW	S1000RR	SB	11	54.307	8	3.617	79.946
19	30	Alan RENNIE	Honda	Fireblade	C	5	54.704	2	4.014	78.532
20	37	Steven PATTERSON	Yamaha	YZF R1	C	11	55.842	10	5.152	77.578
21	41	Lukasz PIEC	BMW	S1000RR	C	11	56.186	5	5.496	76.775
22	38	Craig MARTIN	Honda	CBR900 RR-Y	C	11	56.788	6	6.098	76.415
23	222	Colin READ	BMW	S1000RR	C	10	57.588	6	6.898	75.513
24	51	Calum JACKSON	Suzuki	GSXR1000	C	10	58.470	7	7.780	75.534
25	19	Nic BOYES	Ducati	848	SB	10	58.725	8	8.035	74.954

Clerk of the Course :

Sig : Time :

Chief Timekeeper : Ian Sharp (SMART Timing)

Results available at [www.speedhive.com](http://www.speedhive.com) and [www.smart-timing.co.uk](http://www.smart-timing.co.uk)

Printed: 26/05/2018 10:58:24

Orbits



## KMSC National Motorcycle Racing AC

Scottish Championship Superbikes & KMSC Clubman

Knockhill 1.267 miles

Qualifying

26/05/2018 11:15

Qualifying (10:00 Time) started at 10:43:47

Lap	Time of Day	Lap Tm	S1	S2	S3	SFSpd	S1Spd
<b>(94) Greg GILFILLAN</b>							
1	10:44:48.398	<b>55.643</b>	17.739			50.495	125.435
2	10:45:39.981	<b>51.583</b>	14.808			146.204	132.362
3	10:46:31.443	<b>51.462</b>	14.806			<b>151.143</b>	129.802
4	10:47:22.541	<b>51.098</b>	14.652			142.782	131.070
5	10:48:13.263	<b>50.722</b>	14.615			150.465	<b>132.624</b>
6	10:49:03.953	<b>50.690</b>	<b>14.453</b>			151.143	132.362
<b>(72) Sean GILFILLAN</b>							
1	10:44:50.005	<b>56.954</b>	18.128			51.032	129.551
2	10:45:40.937	<b>50.932</b>	14.802			149.128	128.313
3	10:46:32.649	<b>51.712</b>	14.678			<b>156.428</b>	<b>132.362</b>
4	10:47:23.416	<b>50.767</b>	14.696			156.428	131.326
5	10:48:14.339	<b>50.923</b>	14.594			152.865	131.842
6	10:49:05.357	<b>51.018</b>	14.726			148.468	131.070
7	10:49:57.851	<b>52.494</b>	14.566			152.171	129.302
8	10:50:49.546	<b>51.695</b>	14.614			149.128	130.814
9	10:51:43.638	<b>54.092</b>	15.093			150.804	126.142
10	10:52:35.032	<b>51.394</b>	<b>14.533</b>			149.128	130.053
11	10:53:27.142	<b>52.110</b>	14.956			146.844	128.068
<b>(99) Callum GRIGOR</b>							
1	10:44:44.332	<b>53.627</b>	17.077			56.727	126.142
2	10:45:40.749	<b>56.417</b>	15.122			146.844	97.257
3	10:46:42.154	<b>1:01.405</b>	17.150			<b>151.827</b>	68.687
4	10:47:33.323	<b>51.169</b>	14.737			148.468	128.068
5	10:48:24.586	<b>51.263</b>	14.666			150.804	<b>129.802</b>
6	10:49:15.423	<b>50.837</b>	<b>14.610</b>			149.794	128.805
7	10:50:06.398	<b>50.975</b>	14.718			147.166	128.559
8	10:50:57.756	<b>51.358</b>	14.622			146.523	128.559
9	10:51:49.926	<b>52.170</b>	14.619			149.794	129.802
10	10:52:42.462	<b>52.536</b>	14.808			142.177	126.142
11	10:53:33.820	<b>51.358</b>	15.002			146.844	127.824
12	10:54:36.427	<b>1:02.607</b>	16.479			144.941	82.442
<b>(34) John DEAN</b>							
1	10:45:00.649	<b>59.571</b>	18.652			41.656	124.504
2	10:45:52.702	<b>52.053</b>	14.877			150.465	134.215
3	10:46:44.639	<b>51.937</b>	14.752			151.143	131.070
4	10:47:36.620	<b>51.981</b>	15.154			147.814	131.326
5	10:48:28.443	<b>51.823</b>	<b>14.717</b>			151.827	134.215
6	10:49:19.985	<b>51.542</b>	14.784			151.827	132.886
7	10:50:12.440	<b>52.455</b>	15.264			147.814	134.215
8	10:51:03.920	<b>51.480</b>	14.776			152.171	122.459
9	10:51:56.477	<b>52.557</b>	14.749			150.129	<b>135.298</b>
10	10:52:50.686	<b>54.209</b>	14.801			149.128	135.298
11	10:53:41.853	<b>51.167</b>	14.772			146.523	135.298
12	10:54:33.712	<b>51.859</b>	14.896			<b>156.428</b>	132.362
<b>(88) Lewis ROLLO</b>							
1	10:44:44.860	<b>53.634</b>	17.137			45.651	<b>129.802</b>
2	10:45:36.156	<b>51.296</b>	<b>14.595</b>			<b>153.214</b>	129.802
<b>(45) Ewan GRAY</b>							
1	10:44:50.290	<b>56.743</b>	17.833			51.306	125.435
2	10:45:41.630	<b>51.340</b>	14.774			144.628	128.313
3	10:46:33.939	<b>52.309</b>	15.112			<b>150.804</b>	127.339
4	10:47:25.715	<b>51.776</b>	14.842			144.317	128.313
5	10:48:17.423	<b>51.708</b>	14.886			142.177	127.581
6	10:49:09.045	<b>51.622</b>	14.815			148.468	<b>129.802</b>
7	10:50:01.400	<b>52.355</b>	14.963			141.877	127.098
8	10:51:35.332	<b>1:33.932</b>	15.264			139.517	122.908
9	10:52:28.449	<b>53.117</b>	16.266			66.181	128.313
10	10:53:20.230	<b>51.781</b>	<b>14.695</b>			145.570	127.339
11	10:54:12.115	<b>51.885</b>	14.882			142.177	126.618
<b>(32) John MacDONALD</b>							
1	10:44:47.566	<b>55.852</b>	17.985			48.383	124.044
2	10:45:39.943	<b>52.377</b>	14.912			146.523	127.581
3	10:46:32.698	<b>52.755</b>	15.446			149.128	127.824
4	10:47:24.297	<b>51.599</b>	15.002			145.570	129.802
5	10:48:15.849	<b>51.552</b>	14.822			<b>152.517</b>	<b>130.560</b>
6	10:49:08.798	<b>52.949</b>	15.134			149.128	128.313

Lap	Time of Day	Lap Tm	S1	S2	S3	SFSpd	S1Spd
7	10:50:01.183	<b>52.385</b>	<b>14.750</b>			152.517	128.068
8	10:50:55.220	<b>54.037</b>	15.675			144.941	124.504
9	10:51:53.056	<b>57.836</b>	16.534			142.177	120.480
10	10:52:50.439	<b>57.383</b>	17.075			131.842	110.193
<b>(1) Bruce BIRNIE</b>							
1	10:45:09.840	<b>58.365</b>	17.732			57.016	124.273
2	10:46:02.171	<b>52.331</b>	14.964			151.143	130.306
3	10:46:55.867	<b>53.696</b>	15.147			148.797	<b>133.947</b>
4	10:47:48.485	<b>52.618</b>	14.764			151.143	132.624
5	10:48:40.182	<b>51.697</b>	14.742			149.794	131.584
6	10:49:32.489	<b>52.307</b>	14.833			148.797	131.070
7	10:50:24.752	<b>52.263</b>	<b>14.660</b>			153.214	131.070
8	10:51:16.406	<b>51.654</b>	14.763			153.564	133.150
9	10:52:08.018	<b>51.612</b>	14.751			153.214	128.313
10	10:53:01.508	<b>53.490</b>	15.889			<b>155.342</b>	124.735
11	10:53:59.649	<b>58.141</b>	15.293			154.626	122.014
<b>(9) Kristopher DUNCAN</b>							
1	10:44:47.221	<b>55.790</b>	17.841			54.603	122.908
2	10:45:39.420	<b>52.199</b>	14.844			147.814	125.435
3	10:46:31.276	<b>51.856</b>	14.712			<b>150.129</b>	125.435
4	10:47:23.315	<b>52.039</b>	<b>14.686</b>			149.128	125.435
5	10:48:15.640	<b>52.325</b>	15.022			149.460	127.824
6	10:49:07.483	<b>51.843</b>	14.829			145.886	<b>129.551</b>
<b>(71) Gavin JONES</b>							
1	10:44:50.235	<b>57.975</b>	18.035			50.609	123.815
2	10:45:44.161	<b>53.926</b>	15.448			140.687	123.587
3	10:46:38.169	<b>54.008</b>	15.399			<b>148.140</b>	124.735
4	10:47:31.529	<b>53.360</b>	15.368			147.489	123.587
5	10:48:25.377	<b>53.848</b>	15.209			146.844	124.044
6	10:49:18.819	<b>53.442</b>	15.403			145.886	125.201
7	10:50:11.808	<b>52.989</b>	<b>15.206</b>			145.570	<b>125.435</b>
<b>(122) David SUDDER</b>							
1	10:44:51.532	<b>59.144</b>	19.008			46.635	111.846
2	10:45:45.789	<b>54.257</b>	15.751			139.227	121.792
3	10:46:39.644	<b>53.855</b>	<b>15.349</b>			144.941	124.044
4	10:47:33.197	<b>53.553</b>	15.509			142.177	<b>124.273</b>
5	10:48:26.623	<b>53.426</b>	15.412			146.204	122.459
6	10:49:19.701	<b>53.078</b>	15.394			145.255	122.683
7	10:50:13.735	<b>54.034</b>	15.819			140.982	120.915
<b>(67) Des BURNS</b>							
1	10:44:50.675	<b>58.603</b>	18.503			51.941	114.714
2	10:45:44.576	<b>53.901</b>	15.387			141.577	122.236
3	10:46:38.555	<b>53.979</b>	15.291			140.099	124.968
4	10:47:32.152	<b>53.597</b>	<b>15.191</b>			138.939	125.905
5	10:48:25.803	<b>53.651</b>	15.218			144.317	125.435
6	10:49:19.214	<b>53.411</b>	15.263			<b>146.204</b>	127.581
7	10:50:12.458	<b>53.244</b>	15.279			139.808	127.339
8	10:51:06.786	<b>54.328</b>	15.478			143.087	<b>128.805</b>
<b>(18) Clint WALKER</b>							
1	10:45:01.641	<b>1:04.375</b>	21.532			38.479	109.118
2	10:45:57.479	<b>55.838</b>	15.720			140.392	115.903
3	10:46:51.887	<b>54.408</b>	15.357			143.087	123.815
4	10:47:45.788	<b>53.901</b>	15.333			144.317	122.683
5	10:48:39.218	<b>53.430</b>	<b>15.032</b>			<b>146.844</b>	124.735
6	10:49:32.482	<b>53.264</b>	15.287			146.204	<b>126.618</b>
7	10:50:25.755	<b>53.273</b>	15.481			145.886	124.504
8	10:51:19.619	<b>53.864</b>	15.094			146.844	125.435
9	10:52:13.863	<b>54.244</b>	15.345			144.628	123.133
10	10:53:07.891	<b>54.028</b>	15.473			144.628	124.273
11	10:54:01.573	<b>53.682</b>	15.367			144.628	123.815
<b>(47) Alan BRYCE</b>							
1	10:45:04.215	<b>1:02.527</b>	19.316				

## KMSC National Motorcycle Racing AC

Scottish Championship Superbikes & KMSC Clubman

Knockhill 1.267 miles

Qualifying

26/05/2018 11:15

Qualifying (10:00 Time) started at 10:43:47

Lap	Time of Day	Lap Tm	S1	S2	S3	SFSpd	S1Spd	Lap	Time of Day	Lap Tm	S1	S2	S3	SFSpd	S1Spd
7	10:50:29.872	<b>53.297</b>	14.919			143.087	125.670	2	10:46:00.554	<b>58.111</b>	16.096			137.234	113.935
8	10:51:23.237	<b>53.365</b>	15.197			141.877	124.273	3	10:46:57.527	<b>56.973</b>	16.041			140.099	114.129
9	10:52:16.943	<b>53.706</b>	15.299			134.484	122.014	4	10:47:54.471	<b>56.944</b>	<b>16.003</b>			140.982	108.413
10	10:53:10.535	<b>53.592</b>	15.140			136.398	127.581	5	10:48:50.657	<b>56.186</b>	16.055			133.680	<b>115.903</b>
11	10:54:04.181	<b>53.646</b>	15.210			135.025	128.805	6	10:49:47.943	<b>57.286</b>	16.080			<b>141.279</b>	108.413
<b>(75) Charlie BUNYAN</b>															
1	10:44:52.768	<b>59.221</b>	18.812			52.841	127.824	7	10:50:46.257	<b>58.314</b>	16.497			131.584	114.714
2	10:45:46.805	<b>54.037</b>	15.491			139.227	124.735	8	10:51:43.737	<b>57.480</b>	16.493			128.805	113.166
3	10:46:40.236	<b>53.431</b>	15.210			142.479	<b>129.053</b>	9	10:52:44.134	<b>1:00.397</b>	17.584			131.584	98.398
4	10:47:34.769	<b>54.533</b>	15.384			140.687	125.670	10	10:53:41.982	<b>57.848</b>	16.747			124.273	113.166
5	10:48:28.480	<b>53.711</b>	15.479			139.517	126.857	11	10:54:40.697	<b>58.715</b>	17.052			140.099	109.653
6	10:49:22.611	<b>54.131</b>	15.552			137.516	126.618	<b>(38) Craig MARTIN</b>							
7	10:50:16.523	<b>53.912</b>	15.317			139.808	125.435	1	10:45:01.300	<b>1:06.058</b>	21.556			40.597	109.474
<b>(28) Andrew BUCHANAN</b>															
1	10:44:55.053	<b>1:00.260</b>	19.154			47.027	120.915	2	10:46:01.423	<b>1:00.123</b>	16.793			127.824	110.193
2	10:45:50.974	<b>55.921</b>	15.940			138.366	119.621	3	10:46:59.312	<b>57.889</b>	16.993			132.362	114.714
3	10:46:46.604	<b>55.630</b>	15.814			139.517	117.116	4	10:47:57.152	<b>57.840</b>	16.180			134.754	<b>115.903</b>
4	10:47:41.489	<b>54.885</b>	15.873			<b>146.204</b>	119.835	5	10:48:54.724	<b>57.572</b>	16.451			<b>136.398</b>	113.549
5	10:48:36.484	<b>54.995</b>	15.914			142.479	115.305	6	10:49:51.512	<b>56.788</b>	<b>16.160</b>			128.805	115.305
6	10:49:31.193	<b>54.709</b>	15.519			138.939	<b>122.236</b>	7	10:50:50.151	<b>58.639</b>	16.792			134.484	103.721
7	10:50:24.790	<b>53.597</b>	<b>15.460</b>			140.687	121.572	8	10:51:48.279	<b>58.128</b>	16.472			129.802	115.107
8	10:51:19.521	<b>54.731</b>	15.506			140.982	116.912	9	10:52:47.026	<b>58.747</b>	16.494			134.484	110.012
9	10:52:15.091	<b>55.570</b>	15.773			140.099	119.196	10	10:53:45.571	<b>58.545</b>	16.805			113.935	113.357
10	10:53:10.457	<b>55.366</b>	15.583			142.782	120.915	11	10:54:43.783	<b>58.212</b>	17.209			121.352	110.556
11	10:54:04.840	<b>54.383</b>	16.024			140.982	118.147	<b>(222) Colin READ</b>							
<b>(11) Richard HUGHES</b>															
1	10:44:56.846	<b>1:01.972</b>	19.781			44.768	118.985	1	10:45:03.474	<b>1:04.255</b>	20.808			42.527	101.066
2	10:45:51.769	<b>54.923</b>	15.802			129.551	121.133	2	10:46:02.284	<b>58.810</b>	17.151			131.070	113.166
3	10:46:46.690	<b>54.921</b>	15.429			139.808	<b>123.360</b>	3	10:47:01.187	<b>58.903</b>	16.707			<b>135.571</b>	108.764
4	10:47:41.073	<b>54.383</b>	15.447			141.279	122.908	4	10:47:58.776	<b>57.589</b>	<b>15.957</b>			132.886	114.129
5	10:48:35.914	<b>54.841</b>	15.916			136.675	114.910	5	10:48:56.880	<b>58.104</b>	16.493			129.302	113.549
6	10:49:30.208	<b>54.294</b>	15.621			131.842	120.915	6	10:49:54.468	<b>57.588</b>	16.119			131.842	<b>114.518</b>
7	10:50:23.979	<b>53.771</b>	<b>15.420</b>			132.624	122.014	7	10:50:52.778	<b>58.310</b>	16.590			128.559	111.846
8	10:51:19.038	<b>55.059</b>	15.652			138.366	118.775	8	10:51:51.553	<b>58.775</b>	16.468			130.053	113.357
9	10:52:13.705	<b>54.667</b>	15.701			<b>141.577</b>	119.409	9	10:52:51.419	<b>59.866</b>	16.691			129.802	108.238
<b>(69) Rodney SCOTT</b>															
1	10:45:02.027	<b>1:04.304</b>	21.255			40.994	107.890	10	10:53:51.224	<b>59.805</b>	17.056			123.587	106.859
2	10:45:58.712	<b>56.685</b>	16.070			134.484	119.621	<b>(51) Calum JACKSON</b>							
3	10:46:53.685	<b>54.973</b>	15.824			136.954	125.670	1	10:44:58.057	<b>1:03.939</b>	19.474			41.120	119.409
4	10:47:48.248	<b>54.563</b>	15.599			140.982	129.802	2	10:45:58.653	<b>1:00.596</b>	16.867			132.102	114.518
5	10:48:43.595	<b>55.347</b>	15.673			137.798	124.504	3	10:46:57.876	<b>59.223</b>	16.892			<b>139.808</b>	<b>120.697</b>
6	10:49:39.060	<b>55.465</b>	16.079			134.484	126.618	4	10:47:56.904	<b>59.028</b>	16.598			136.398	119.196
7	10:50:33.660	<b>54.600</b>	15.504			139.517	<b>130.053</b>	5	10:48:56.557	<b>59.653</b>	16.605			138.939	117.116
8	10:51:27.967	<b>54.307</b>	15.471			<b>147.166</b>	128.313	6	10:49:56.092	<b>59.535</b>	17.097			120.265	116.912
9	10:52:22.284	<b>54.317</b>	<b>15.409</b>			143.087	124.735	7	10:50:54.562	<b>58.470</b>	16.594			129.053	112.220
10	10:53:19.387	<b>57.103</b>	17.206			146.523	123.360	8	10:51:53.519	<b>58.957</b>	16.802			128.805	118.775
11	10:54:14.784	<b>55.397</b>	16.341			138.081	126.380	9	10:52:52.200	<b>58.681</b>	16.924			133.415	110.193
<b>(30) Alan RENNIE</b>															
1	10:44:52.329	<b>58.264</b>	18.492			52.102	121.792	10	10:53:51.052	<b>58.852</b>	<b>16.557</b>			131.326	109.474
2	10:45:47.033	<b>54.704</b>	<b>15.931</b>			142.177	<b>124.044</b>	<b>(19) Nic BOYES</b>							
3	10:46:43.501	<b>56.468</b>	16.920			<b>146.844</b>	116.103	1	10:45:00.485	<b>1:05.967</b>	20.850			43.520	96.976
4	10:47:40.078	<b>56.577</b>	17.185			138.652	114.129	2	10:46:01.039	<b>1:00.554</b>	16.983			127.098	96.281
5	10:48:37.604	<b>57.526</b>	17.443			132.624	106.183	3	10:47:01.771	<b>1:00.732</b>	17.256			125.201	99.714
<b>(37) Steven PATTERSON</b>															
1	10:45:04.019	<b>1:03.244</b>	20.128			41.095	113.935	4	10:48:01.390	<b>59.619</b>	17.296			124.735	100.762
2	10:46:01.824	<b>57.805</b>	16.187			<b>143.699</b>	122.459	5	10:49:00.527	<b>59.137</b>	<b>16.451</b>			<b>129.802</b>	<b>104.529</b>
3	10:46:59.642	<b>57.818</b>	16.836			131.842	111.474	6	10:50:00.013	<b>59.486</b>	17.039			126.857	100.011
4	10:47:57.495	<b>57.853</b>	16.159			139.808	119.621	7	10:50:58.979	<b>58.966</b>	16.765			127.339	103.242
5	10:48:55.163	<b>57.668</b>	16.256			133.947	122.014	8	10:51:57.704	<b>58.725</b>	16.828			128.313	104.043
6	10:49:51.924	<b>56.761</b>	16.357			129.302	124.735	9	10:52:56.472	<b>58.768</b>	16.670			127.581	103.242
7	10:50:47.922	<b>55.998</b>	16.121			133.150	125.905	10	10:53:55.725	<b>59.253</b>	16.838			126.618	90.932
8	10:51:44.935	<b>57.013</b>	16.080			137.798	123.360	<b>(41) Lukasz PIEC</b>							
9	10:52:41.850	<b>56.915</b>	16.422			136.675	123.815	1	10:45:02.443	<b>1:03.927</b>	20.757			39.850	100.310
10	10:53:37.692	<b>55.842</b>	16.110			139.808	<b>126.857</b>								
11	10:54:33.940	<b>56.248</b>	<b>15.910</b>			140.982	125.201								

Clerk of the Course :

Sig : Time :

Chief Timekeeper : Ian Sharp (SMART Timing)

Results available at [www.speedhive.com](http://www.speedhive.com) and [www.smart-timing.co.uk](http://www.smart-timing.co.uk)

Orbits



## KMSC National Motorcycle Racing AC


Scottish Championship Superbikes & KMSC Clubman

Knockhill 1.267 miles

Race 3 - 1st Race

26/05/2018 13:45

Race (10 Laps)



POLE POSITION

<b>3</b>	<b>2</b>	<b>1</b>	<b>1</b>
99 Callum GRIGOR 50.837	72 Sean GILFILLAN 50.767	94 Greg GILFILLAN 50.690	
<b>6</b>	<b>5</b>	<b>4</b>	<b>2</b>
45 Ewan GRAY 51.340	88 Lewis ROLLO 51.296	34 John DEAN 51.167	
<b>9</b>	<b>8</b>	<b>7</b>	<b>3</b>
9 Kristopher DUNCAN 51.843	1 Bruce BIRNIE 51.612	32 John MacDONALD 51.552	
<b>12</b>	<b>11</b>	<b>10</b>	<b>4</b>
67 Des BURNS 53.244	122 David SUDDER 53.078	71 Gavin JONES 52.989	
<b>15</b>	<b>14</b>	<b>13</b>	<b>5</b>
75 Charlie BUNYAN 53.431	47 Alan BRYCE 53.282	18 Clint WALKER 53.264	
<b>18</b>	<b>17</b>	<b>16</b>	<b>6</b>
69 Rodney SCOTT 54.307	11 Richard HUGHES 53.771	28 Andrew BUCHANAN 53.597	
<b>21</b>	<b>20</b>	<b>19</b>	<b>7</b>
41 Lukasz PIEC 56.186	37 Steven PATTERSON 55.842	30 Alan RENNIE 54.704	
<b>24</b>	<b>23</b>	<b>22</b>	<b>8</b>
51 Calum JACKSON 58.470	222 Colin READ 57.588	38 Craig MARTIN 56.788	
		<b>25</b>	<b>9</b>
		19 Nic BOYES 58.725	

Clerk of the Course :

Sig : Time :

Chief Timekeeper : Ian Sharp (SMART Timing)

Results available at [www.speedhive.com](http://www.speedhive.com) and [www.smart-timing.co.uk](http://www.smart-timing.co.uk)

Printed: 26/05/2018 10:57:57

Orbits



## KMSC National Motorcycle Racing AC


Scottish Championship Superbikes & KMSC Clubman

Knockhill 1.267 miles

Race 21 - 2nd Race - AMENDED GRID

27/05/2018 12:45

Race (10 Laps)



AMENDED GRID - No.7 & 100 added to back of Grid

POLE POSITION

3	2	1	
99 Callum GRIGOR 50.837	72 Sean GILFILLAN 50.767	94 Greg GILFILLAN 50.690	1
6	5	4	2
45 Ewan GRAY 51.340	88 Lewis ROLLO 51.296	34 John DEAN 51.167	
9	8	7	3
9 Kristopher DUNCAN 51.843	1 Bruce BIRNIE 51.612	32 John MacDONALD 51.552	
12	11	10	4
67 Des BURNS 53.244	122 David SUDES 53.078	71 Gavin JONES 52.989	
15	14	13	5
75 Charlie BUNYAN 53.431	47 Alan BRYCE 53.282	18 Clint WALKER 53.264	
18	17	16	6
69 Rodney SCOTT 54.307	11 Richard HUGHES 53.771	28 Andrew BUCHANAN 53.597	
21	20	19	7
41 Lukasz PIEC 56.186	37 Steven PATTERSON 55.842	30 Alan RENNIE 54.704	
24	23	22	8
51 Calum JACKSON 58.470	222 Colin READ 57.588	38 Craig MARTIN 56.788	
27	26	25	9
100 Laura NUTTALL	7 James MacAULAY	19 Nic BOYES 58.725	

Clerk of the Course :

Sig : Time :

Chief Timekeeper : Ian Sharp (SMART Timing)

Results available at [www.speedhive.com](http://www.speedhive.com) and [www.smart-timing.co.uk](http://www.smart-timing.co.uk)

Orbits



# Qualifying Results

KMSC National Motorcycle Racing AC

Sorted on best lap time

Scottish Championship Lightweights

Knockhill 1.267 miles

Qualifying

26/05/2018 11:30

Qualifying (10:00 Time) started at 10:56:34

Pos	No.	Name	Make/Model	CC	Class	Laps	Best Tm	In Lap	Diff	Avg. Speed
1	155	Scott CAMPBELL	Kawasaki	ER6 650	SL	8	54.932	7		78.885
2	34	Kenneth THIRLWALL	Kawasaki	ER6	SL	11	55.906	10	0.974	76.394
3	21	Grant REID	Kawasaki	ER6	SL	10	56.159	3	1.227	78.313
4	85	Steven HORNE	Kawasaki	ER6	SL	11	56.445	10	1.513	77.856
5	800	Gordon CLARK	Kawasaki	ER6 650	SL	10	56.900	10	1.968	75.320
6	66	Kevin WATRET	Kawasaki	ER6	SL	9	57.755	7	2.823	77.269
7	22	Allan BROWN	Suzuki	SV650	SL	10	57.848	8	2.916	73.598
8	13	Andrew BARTON	Kawasaki	ER650	SL	10	57.968	8	3.036	74.202
9	88	Lewis NICOL	Suzuki	SV650	SL	6	58.057	4	3.125	60.913
10	16	Gerry KEIRNAN	Kawasaki	ER6	SL	8	58.099	7	3.167	73.856
11	39	Stuart HAMILTON	Suzuki	SV650	SL	10	59.512	7	4.580	73.236
12	15	Finlay MILNE	Suzuki	SV650	SL	10	59.906	7	4.974	73.004
13	7	Raymond DUGUID	Yamaha	TRX850	SL	10	1:00.057	10	5.125	72.708
14	74	Christine WATSON	Kawasaki	ER6	SL	10	1:00.372	6	5.440	73.342
15	26	Chris COCHRANE	Kawasaki	ER650	SL	7	1:02.853	4	7.921	69.267
16	278	Paul MARSHALL	Kawasaki	ER6	SL	3	1:07.442	2	12.510	62.840

Clerk of the Course :

Orbits

Sig : Time :

Chief Timekeeper : Ian Sharp (SMART Timing)

Results available at [www.speedhive.com](http://www.speedhive.com) and [www.smart-timing.co.uk](http://www.smart-timing.co.uk)

Printed: 26/05/2018 11:11:43





## KMSC National Motorcycle Racing AC

### Scottish Championship Lightweights

Knockhill 1.267 miles

#### Qualifying

26/05/2018 11:30

Qualifying (10:00 Time) started at 10:56:34

Lap	Time of Day	Lap Tm	S1	S2	S3	SFSpd	S1Spd
<b>(155) Scott CAMPBELL</b>							
1	10:57:45.485	<b>1:05.702</b>	22.256			42.473	90.809
2	10:58:43.869	<b>58.384</b>	17.251			129.802	109.474
3	10:59:39.784	<b>55.915</b>	15.975			131.842	111.290
4	11:00:35.096	<b>55.312</b>	15.889			<b>134.484</b>	110.922
5	11:01:31.577	<b>56.481</b>	15.969			131.326	112.220
6	11:02:26.639	<b>55.062</b>	15.937			132.624	<b>112.786</b>
7	11:03:21.571	<b>54.932</b>	15.853			130.560	110.922
8	11:04:16.584	<b>55.013</b>	<b>15.801</b>			132.886	111.290

Lap	Time of Day	Lap Tm	S1	S2	S3	SFSpd	S1Spd
<b>(34) Kenneth THIRLWALL</b>							
1	10:57:53.998	<b>1:07.065</b>	20.767			47.560	93.726
2	10:58:54.235	<b>1:00.237</b>	17.472			130.306	105.681
3	10:59:52.437	<b>58.202</b>	16.632			<b>130.560</b>	106.520
4	11:00:51.674	<b>59.237</b>	17.249			130.560	104.366
5	11:01:50.283	<b>58.609</b>	17.326			129.551	<b>107.030</b>
6	11:02:46.662	<b>56.379</b>	16.435			128.805	106.351
7	11:03:42.960	<b>56.298</b>	16.576			129.053	106.015
8	11:04:39.146	<b>56.186</b>	16.412			129.302	106.015
9	11:05:35.431	<b>56.285</b>	16.492			128.805	106.183
10	11:06:31.337	<b>55.906</b>	<b>16.357</b>			127.824	105.349
11	11:07:30.784	<b>59.447</b>	17.173			128.559	105.184

Lap	Time of Day	Lap Tm	S1	S2	S3	SFSpd	S1Spd
<b>(21) Grant REID</b>							
1	10:57:45.576	<b>1:04.126</b>	20.717			41.399	90.320
2	10:58:42.831	<b>57.255</b>	16.887			135.571	111.290
3	10:59:38.990	<b>56.159</b>	16.088			134.754	111.846
4	11:00:35.714	<b>56.724</b>	16.931			136.398	<b>114.518</b>
5	11:01:32.060	<b>56.346</b>	<b>15.759</b>			<b>136.675</b>	114.129
6	11:02:29.842	<b>57.782</b>	16.368			133.680	113.935
7	11:03:26.601	<b>56.759</b>	16.277			135.571	109.474
8	11:04:23.004	<b>56.403</b>	16.241			134.484	113.357
9	11:05:19.898	<b>56.894</b>	16.004			132.102	113.166
10	11:06:16.447	<b>56.549</b>	16.193			133.415	111.846

Lap	Time of Day	Lap Tm	S1	S2	S3	SFSpd	S1Spd
<b>(85) Steven HORNE</b>							
1	10:57:44.096	<b>1:03.893</b>	19.186			51.661	105.020
2	10:58:42.531	<b>58.435</b>	16.751			126.142	106.351
3	10:59:39.768	<b>57.237</b>	16.863			129.053	107.372
4	11:00:36.935	<b>57.167</b>	16.700			<b>131.070</b>	<b>109.832</b>
5	11:01:34.211	<b>57.276</b>	16.575			126.142	108.238
6	11:02:31.581	<b>57.370</b>	16.566			128.559	107.201
7	11:03:28.548	<b>56.967</b>	16.405			128.313	108.764
8	11:04:27.441	<b>58.893</b>	16.828			130.306	106.689
9	11:05:25.360	<b>57.919</b>	16.768			128.313	108.413
10	11:06:21.805	<b>56.445</b>	<b>16.166</b>			129.053	108.413
11	11:07:18.450	<b>56.645</b>	16.379			126.618	107.717

Lap	Time of Day	Lap Tm	S1	S2	S3	SFSpd	S1Spd
<b>(800) Gordon CLARK</b>							
1	10:57:48.703	<b>1:07.008</b>	21.601			44.590	91.179
2	10:58:49.919	<b>1:01.216</b>	17.419			123.587	99.272
3	10:59:49.434	<b>59.515</b>	16.387			128.313	107.030
4	11:00:50.961	<b>1:01.527</b>	17.446			122.908	107.201
5	11:01:52.021	<b>1:01.060</b>	17.721			120.915	<b>109.296</b>
6	11:02:49.668	<b>57.647</b>	16.722			125.435	108.941
7	11:03:47.329	<b>57.661</b>	16.662			126.142	109.118
8	11:04:45.080	<b>57.751</b>	16.538			<b>129.053</b>	107.890
9	11:05:42.692	<b>57.612</b>	16.689			123.360	108.764
10	11:06:39.592	<b>56.900</b>	<b>16.293</b>			127.339	108.764

Lap	Time of Day	Lap Tm	S1	S2	S3	SFSpd	S1Spd
<b>(66) Kevin WATRET</b>							
1	10:57:36.727	<b>1:02.111</b>	18.911			56.157	104.692
2	10:58:35.757	<b>59.030</b>	17.349			<b>132.624</b>	109.474
3	10:59:34.353	<b>58.596</b>	16.585			122.683	107.717
4	11:00:32.189	<b>57.836</b>	<b>16.316</b>			127.824	109.653
5	11:01:30.692	<b>58.503</b>	16.901			122.683	110.374
6	11:02:30.596	<b>59.904</b>	16.694			128.313	110.193
7	11:03:28.351	<b>57.755</b>	16.474			127.581	110.193
8	11:04:26.969	<b>58.618</b>	16.952			128.805	108.941
9	11:05:25.286	<b>58.317</b>	16.525			127.824	110.374

Lap	Time of Day	Lap Tm	S1	S2	S3	SFSpd	S1Spd
<b>(22) Allan BROWN</b>							
1	10:57:54.991	<b>1:09.108</b>	21.746			53.008	85.487

Lap	Time of Day	Lap Tm	S1	S2	S3	SFSpd	S1Spd
2	10:58:56.830	<b>1:01.839</b>	17.894			126.380	95.731
3	10:59:56.866	<b>1:00.036</b>	17.106			128.313	103.402
4	11:00:55.313	<b>58.447</b>	16.710			125.905	104.856
5	11:01:53.948	<b>58.635</b>	16.857			127.098	102.454
6	11:02:52.767	<b>58.819</b>	16.632			127.824	105.848
7	11:03:53.196	<b>1:00.429</b>	17.104			128.068	<b>106.015</b>
8	11:04:51.044	<b>57.848</b>	<b>16.592</b>			<b>128.805</b>	104.692
9	11:05:53.400	<b>1:02.356</b>	16.736			125.670	105.020
10	11:06:53.762	<b>1:00.362</b>	17.432			116.304	100.611

Lap	Time of Day	Lap Tm	S1	S2	S3	SFSpd	S1Spd
<b>(13) Andrew BARTON</b>							
1	10:57:48.136	<b>1:07.303</b>	22.321			42.312	92.690
2	10:58:52.330	<b>1:04.194</b>	17.080			125.905	105.020
3	10:59:52.328	<b>59.998</b>	17.387			127.098	105.020
4	11:00:52.129	<b>59.801</b>	16.871			126.857	107.201
5	11:01:53.087	<b>1:00.958</b>	17.981			115.305	106.859
6	11:02:52.331	<b>59.244</b>	16.875			125.670	<b>107.717</b>
7	11:03:51.516	<b>59.185</b>	17.543			126.618	106.183
8	11:04:49.484	<b>57.968</b>	16.859			<b>127.824</b>	105.848
9	11:05:50.200	<b>1:00.716</b>	17.162			126.618	106.859
10	11:06:48.716	<b>58.516</b>	<b>16.844</b>			126.142	105.184

Lap	Time of Day	Lap Tm	S1	S2	S3	SFSpd	S1Spd
<b>(88) Lewis NICOL</b>							
1	10:57:36.708	<b>1:02.559</b>	19.250			55.142	102.926
2	10:58:35.440	<b>58.732</b>	17.117			<b>128.313</b>	104.204
3	10:59:34.490	<b>59.050</b>	16.803			127.098	104.856
4	11:00:32.547	<b>58.057</b>	16.750			124.044	105.349
5	11:01:31.690	<b>59.143</b>	17.043			126.857	104.856
6	11:04:03.303	<b>2:31.613</b>	<b>16.458</b>			127.098	<b>107.201</b>

Lap	Time of Day	Lap Tm	S1	S2	S3	SFSpd	S1Spd
<b>(16) Gerry KEIRNAN</b>							
1	10:57:50.037	<b>1:07.310</b>	21.441			46.281	97.117
2	10:58:51.833	<b>1:01.796</b>	17.415			125.905	105.020
3	10:59:51.551	<b>59.718</b>	16.998			123.133	105.681
4	11:00:51.544	<b>59.993</b>	16.740			<b>130.053</b>	<b>107.372</b>
5	11:01:52.409	<b>1:00.865</b>	17.159			129.551	104.366
6	11:02:50.794	<b>58.385</b>	16.881			129.053	105.681
7	11:03:48.893	<b>58.099</b>	<b>16.593</b>			128.068	107.372
8	11:04:48.082	<b>59.189</b>	16.902			127.581	106.183

Lap	Time of Day	Lap Tm	S1	S2	S3	SFSpd	S1Spd
<b>(39) Stuart HAMILTON</b>							
1	10:57:53.139	<b>1:08.374</b>	22.077			41.812	101.371
2	10:58:54.457	<b>1:01.318</b>	17.781			122.459	102.298
3	10:59:54.754	<b>1:00.297</b>	17.533			121.352	103.084
4	11:00:54.733	<b>59.979</b>	17.786			123.587	103.882
5	11:01:54.958	<b>1:00.225</b>	17.284			124.273	<b>104.366</b>
6	11:02:54.801	<b>59.843</b>	17.379			122.236	103.402
7	11:03:54.313	<b>59.512</b>	<b>17.135</b>			<b>124.735</b>	104.043
8	11:04:55.133	<b>1:00.820</b>	17.400			121.352	102.926
9	11:05:56.437	<b>1:01.304</b>	17.665			121.352	103.561
10	11:06:56.822	<b>1:00.385</b>	17.559			121.572	101.987

## KMSC National Motorcycle Racing AC

Scottish Championship Lightweights

Knockhill 1.267 miles

Qualifying

26/05/2018 11:30

Qualifying (10:00 Time) started at 10:56:34

Lap	Time of Day	Lap Tm	S1	S2	S3	SFSpd	S1Spd	Lap	Time of Day	Lap Tm	S1	S2	S3	SFSpd	S1Spd
10	11:07:01.345	<b>1:00.057</b>	17.269			120.697	99.863								
<b>(74) Christine WATSON</b>															
1	10:57:43.820	<b>1:05.727</b>	19.713			55.142	104.204								
2	10:58:46.688	<b>1:02.868</b>	18.641			115.903	104.366								
3	10:59:48.979	<b>1:02.291</b>	17.728			124.044	104.529								
4	11:00:50.604	<b>1:01.625</b>	17.703			124.273	107.372								
5	11:01:51.761	<b>1:01.157</b>	17.549			120.049	<b>109.118</b>								
6	11:02:52.133	<b>1:00.372</b>	17.813			121.792	108.588								
7	11:03:52.898	<b>1:00.765</b>	17.381			125.201	108.764								
8	11:04:54.591	<b>1:01.693</b>	17.357			125.435	107.372								
9	11:05:55.514	<b>1:00.923</b>	17.542			124.504	107.717								
10	11:06:55.920	<b>1:00.406</b>	<b>17.269</b>			<b>126.142</b>	108.238								
<b>(26) Chris COCHRANE</b>															
1	10:57:53.831	<b>1:10.403</b>	22.264			43.890	97.399								
2	10:58:59.091	<b>1:05.260</b>	19.065			116.709	94.518								
3	11:00:02.592	<b>1:03.501</b>	17.936			<b>119.835</b>	<b>98.979</b>								
4	11:01:05.445	<b>1:02.853</b>	18.028			117.940	96.836								
5	11:02:08.749	<b>1:03.304</b>	<b>17.889</b>			118.775	97.399								
6	11:03:11.832	<b>1:03.083</b>	17.974			116.506	96.143								
7	11:04:14.962	<b>1:03.130</b>	18.233			115.703	95.459								
<b>(278) Paul MARSHALL</b>															
1	10:57:56.197	<b>1:10.782</b>	21.996			48.629	<b>91.303</b>								
2	10:59:03.639	<b>1:07.442</b>	<b>19.424</b>			<b>97.824</b>	80.176								
3	11:00:11.775	<b>1:08.136</b>	19.466			93.988	80.465								

Clerk of the Course :

Sig : Time :

Chief Timekeeper : Ian Sharp (SMART Timing)

Results available at [www.speedhive.com](http://www.speedhive.com) and [www.smart-timing.co.uk](http://www.smart-timing.co.uk)

Printed: 26/05/2018 11:12:00

Orbits



## KMSC National Motorcycle Racing AC


Scottish Championship Lightweights

Knockhill 1.267 miles

Race 4 - 1st Race

26/05/2018 14:00

Race (10 Laps)



POLE POSITION

<b>3</b>	<b>2</b>	<b>1</b>	<b>1</b>
21 Grant REID 56.159	34 Kenneth THIRLWALL 55.906	155 Scott CAMPBELL 54.932	
<b>6</b>	<b>5</b>	<b>4</b>	<b>2</b>
66 Kevin WATRET 57.755	800 Gordon CLARK 56.900	85 Steven HORNE 56.445	
<b>9</b>	<b>8</b>	<b>7</b>	<b>3</b>
88 Lewis NICOL 58.057	13 Andrew BARTON 57.968	22 Allan BROWN 57.848	
<b>12</b>	<b>11</b>	<b>10</b>	<b>4</b>
15 Finlay MILNE 59.906	39 Stuart HAMILTON 59.512	16 Gerry KEIRNAN 58.099	
<b>15</b>	<b>14</b>	<b>13</b>	<b>5</b>
26 Chris COCHRANE 1:02.853	74 Christine WATSON 1:00.372	7 Raymond DUGUID 1:00.057	
		<b>16</b>	<b>6</b>
		278 Paul MARSHALL 1:07.442	

Clerk of the Course :

Sig : Time :

Chief Timekeeper : Ian Sharp (SMART Timing)

Results available at [www.speedhive.com](http://www.speedhive.com) and [www.smart-timing.co.uk](http://www.smart-timing.co.uk)

Printed: 26/05/2018 11:11:12

Orbits



**KMSC National Motorcycle Racing AC**


Scottish Championship Lightweights

Knockhill 1.267 miles

Race 22 - 2nd Race

27/05/2018 13:00

Race (10 Laps) started at 13:39:02



POLE POSITION

3	2	1	
21 Grant REID 56.159	34 Kenneth THIRLWALL 55.906	155 Scott CAMPBELL 54.932	1
6	5	4	2
66 Kevin WATRET 57.755	800 Gordon CLARK 56.900	85 Steven HORNE 56.445	
9	8	7	3
88 Lewis NICOL 58.057	13 Andrew BARTON 57.968	22 Allan BROWN 57.848	
12	11	10	4
15 Finlay MILNE 59.906	39 Stuart HAMILTON 59.512	16 Gerry KEIRNAN 58.099	
15	14	13	5
26 Chris COCHRANE 1:02.853	74 Christine WATSON 1:00.372	7 Raymond DUGUID 1:00.057	
		16	6
		278 Paul MARSHALL 1:07.442	

Clerk of the Course :

Sig : Time :

Chief Timekeeper : Ian Sharp (SMART Timing)

Results available at [www.speedhive.com](http://www.speedhive.com) and [www.smart-timing.co.uk](http://www.smart-timing.co.uk)

Orbits



# Qualifying Results

## KMSC National Motorcycle Racing AC

Sorted on best lap time

Scottish Championship Formula 600's

Knockhill 1.267 miles

Qualifying

26/05/2018 11:45

Qualifying (10:00 Time) started at 11:09:21

Pos	No.	Name	Make/Model	CC	Class	Laps	Best Tm	In Lap	Diff	Avg. Speed
1	64	Sam MUNRO	Kawasaki	ZX6R 600	S6	11	51.914	6		83.472
2	12	William MONIE	Suzuki	GSXR600	S6	12	52.102	11	0.188	85.724
3	38	William BERGIN	Kawasaki	ZX6R 600	S6	9	52.458	4	0.544	74.808
4	19	Kristopher DUNCAN	Kawasaki	ZX6R 600	S6	8	52.728	5	0.814	78.579
5	1	Bruce BIRNIE	Kawasaki	ZX6	S6	8	52.770	7	0.856	57.258
6	47	Steven HADDOW	Kawasaki	ZX6R 600	S6	11	53.165	6	1.251	80.693
7	8	Jon DICKIE	Yamaha	R6 600	S6	10	53.215	5	1.301	83.419
8	91	Lewis SHAND	Yamaha	R6 600	S6	11	53.514	6	1.600	83.476
9	87	Steven ALLISON	Kawasaki	ZX6R 600	S6	11	53.799	3	1.885	82.697
10	55	James McLAREN	Suzuki	GSXR600	S6	11	53.865	10	1.951	78.540
11	11	Patrick FORMAN	Kawasaki	ZX6R 600	S6	11	53.992	6	2.078	82.732
12	26	Alan McGREGOR	Kawasaki	ZX6	S6	11	54.006	6	2.092	82.012
13	85	Steve HORNE	Triumph	Daytona 675	S6	11	54.015	10	2.101	78.272
14	5	Simon SMAIL	Triumph	Daytona 675R	S6	8	54.324	5	2.410	81.467
15	27	Andrew DONALD	Kawasaki	ZX6R 600	S6	10	55.700	5	3.786	79.123
16	50	Calum JACKSON	Triumph	Daytona 675	S6	11	57.239	11	5.325	77.052
17	7	Paul MacKEY	Kawasaki	ZX6R 600	S6	7	57.259	3	5.345	75.660
18	48	Mark FARRELL	Yamaha	R6 600	S6	10	57.344	4	5.430	75.604
19	58	Barry STEWART	Kawasaki	ZX6R 600	S6	10	57.433	7	5.519	73.831
20	76	Steven BEATTIE	Triumph	Daytona 675R	S6	11	57.696	5	5.782	76.933
21	9	Rishon HICKEY	Kawasaki	WK650	S6	10	57.914	9	6.000	75.514
22	25	Jim PURVIS	Yamaha	R6 600	S6	11	58.093	5	6.179	76.718
23	22	Chris SPELLMAN	Yamaha	R6 600	S6	10	58.967	4	7.053	73.844
24	92	Christopher SCOTT	Yamaha	R6 600	S6	10	59.309	6	7.395	73.534

Clerk of the Course :

Sig : Time :

Chief Timekeeper : Ian Sharp (SMART Timing)

 Results available at [www.speedhive.com](http://www.speedhive.com) and [www.smart-timing.co.uk](http://www.smart-timing.co.uk)

Printed: 28/05/2018 17:39:11

Orbits



## KMSC National Motorcycle Racing AC

Scottish Championship Formula 600's

Knockhill 1.267 miles

Qualifying

26/05/2018 11:45

Qualifying (10:00 Time) started at 11:09:21

Lap	Time of Day	Lap Tm	S1	S2	S3	SFSpd	S1Spd	Lap	Time of Day	Lap Tm	S1	S2	S3	SFSpd	S1Spd
<b>(64) Sam MUNRO</b>															
1	11:10:34.022	<b>58.985</b>	19.278			51.384	114.714	2	11:11:13.307	<b>53.821</b>	15.387			145.255	119.621
2	11:11:26.820	<b>52.798</b>	15.033			147.489	121.352	3	11:12:06.539	<b>53.232</b>	15.052			144.317	120.915
3	11:12:19.572	<b>52.752</b>	15.083			145.255	123.133	4	11:13:00.206	<b>53.667</b>	15.313			140.099	<b>121.352</b>
4	11:13:11.699	<b>52.127</b>	14.838			145.255	121.352	5	11:13:53.421	<b>53.215</b>	<b>15.021</b>			145.255	120.480
5	11:14:03.659	<b>51.960</b>	14.822			146.204	122.908	6	11:14:48.884	<b>55.463</b>	16.145			138.652	104.043
6	11:14:55.573	<b>51.914</b>	14.803			146.844	<b>124.504</b>	7	11:15:42.476	<b>53.592</b>	15.279			142.479	121.133
7	11:15:48.252	<b>52.679</b>	15.220			<b>148.140</b>	122.683	8	11:16:39.453	<b>56.977</b>	16.238			136.121	118.985
8	11:16:43.652	<b>55.400</b>	17.406			147.814	120.915	9	11:17:34.108	<b>54.655</b>	16.281			143.699	119.196
9	11:17:36.336	<b>52.684</b>	15.387			140.687	121.352	10	11:18:28.684	<b>54.576</b>	16.268			145.255	118.147
10	11:18:28.845	<b>52.509</b>	<b>14.763</b>			147.166	122.908	<b>(91) Lewis SHAND</b>							
11	11:19:22.982	<b>54.137</b>	15.194			146.844	123.133	1	11:10:21.125	<b>58.426</b>	18.570			55.691	118.775
<b>(12) William MONIE</b>															
1	11:10:18.999	<b>56.943</b>	18.181			53.686	116.709	2	11:11:16.108	<b>54.983</b>	15.963			142.782	120.480
2	11:11:13.305	<b>54.306</b>	16.292			149.128	123.815	3	11:12:11.044	<b>54.936</b>	15.746			142.782	120.480
3	11:12:06.472	<b>53.167</b>	15.175			148.468	123.133	4	11:13:04.621	<b>53.577</b>	15.457			145.255	120.049
4	11:12:59.300	<b>52.828</b>	15.062			150.129	123.587	5	11:13:59.033	<b>54.412</b>	15.750			<b>146.204</b>	120.915
5	11:13:51.664	<b>52.364</b>	15.170			148.797	124.044	6	11:14:52.547	<b>53.514</b>	15.306			145.570	121.133
6	11:14:44.850	<b>53.186</b>	15.140			150.804	119.835	7	11:15:46.265	<b>53.718</b>	15.232			145.255	<b>121.572</b>
7	11:15:37.923	<b>53.073</b>	15.007			<b>151.143</b>	124.968	8	11:16:40.679	<b>54.414</b>	15.593			143.087	121.133
8	11:16:30.408	<b>52.485</b>	15.159			148.797	123.587	9	11:17:34.731	<b>54.052</b>	15.990			140.982	121.133
9	11:17:22.691	<b>52.283</b>	15.070			149.794	124.968	10	11:18:28.485	<b>53.754</b>	<b>15.231</b>			145.886	121.572
10	11:18:15.912	<b>53.221</b>	15.069			150.129	125.670	11	11:19:22.949	<b>54.464</b>	15.445			145.255	121.133
11	11:19:08.014	<b>52.102</b>	15.090			148.797	125.201	<b>(87) Steven ALLISON</b>							
12	11:20:00.396	<b>52.382</b>	<b>14.962</b>			149.460	<b>125.905</b>	1	11:10:23.553	<b>58.752</b>	18.848			48.912	113.935
<b>(38) William BERGIN</b>															
1	11:11:11.518	<b>53.510</b>	15.325			<b>144.317</b>	118.565	2	11:11:17.713	<b>54.160</b>	15.535			138.939	114.714
2	11:12:04.714	<b>53.196</b>	15.457			139.517	118.775	3	11:12:11.512	<b>53.799</b>	15.478			138.939	116.709
3	11:12:58.327	<b>53.613</b>	15.256			141.877	118.985	4	11:13:05.842	<b>54.330</b>	15.780			140.392	117.733
4	11:13:50.785	<b>52.458</b>	15.081			141.279	118.985	5	11:14:00.098	<b>54.256</b>	15.708			<b>141.279</b>	117.940
5	11:14:48.074	<b>57.289</b>	16.472			143.392	88.299	6	11:14:53.945	<b>53.847</b>	<b>15.433</b>			140.687	116.912
6	11:15:42.105	<b>54.031</b>	15.298			143.392	118.356	7	11:15:48.355	<b>54.410</b>	15.560			138.652	118.565
7	11:16:40.198	<b>58.093</b>	17.084			123.587	113.549	8	11:16:43.890	<b>55.535</b>	15.758			137.798	118.775
8	11:17:33.864	<b>53.666</b>	15.352			143.392	118.356	9	11:17:39.600	<b>55.710</b>	15.854			139.517	117.733
9	11:18:30.652	<b>56.788</b>	<b>15.059</b>			143.087	<b>119.196</b>	10	11:18:34.067	<b>54.467</b>	15.694			138.366	116.912
<b>(19) Kristopher DUNCAN</b>															
1	11:10:48.138	<b>1:11.564</b>	28.824			32.977	82.341	11	11:19:28.615	<b>54.548</b>	15.617			138.939	<b>118.985</b>
2	11:11:41.838	<b>53.700</b>	15.446			142.479	120.049	<b>(55) James McLAREN</b>							
3	11:12:38.498	<b>56.660</b>	16.119			138.939	111.105	1	11:10:40.898	<b>1:01.536</b>	19.374			57.455	115.703
4	11:13:32.010	<b>53.512</b>	15.253			141.877	<b>135.912</b>	2	11:11:41.476	<b>1:00.578</b>	16.768			141.577	110.012
5	11:14:24.738	<b>52.728</b>	<b>15.120</b>			142.479	120.915	3	11:12:38.593	<b>57.117</b>	16.337			141.279	114.518
6	11:15:20.169	<b>55.431</b>	15.493			<b>143.392</b>	120.915	4	11:13:34.411	<b>55.818</b>	15.680			138.652	121.572
7	11:16:13.199	<b>53.030</b>	15.303			141.279	120.049	5	11:14:30.357	<b>55.946</b>	16.146			141.877	97.117
8	11:17:06.274	<b>53.075</b>	15.157			143.392	<b>121.352</b>	6	11:15:26.294	<b>55.937</b>	15.954			143.392	107.544
<b>(1) Bruce BIRNIE</b>															
1	11:13:43.165	<b>59.096</b>	19.013			48.106	112.597	7	11:16:21.257	<b>54.963</b>	15.706			140.392	119.835
2	11:14:38.319	<b>55.154</b>	15.421			141.279	120.265	8	11:17:17.546	<b>56.289</b>	15.758			<b>144.941</b>	108.941
3	11:15:31.943	<b>53.624</b>	15.422			144.628	120.265	9	11:18:12.465	<b>54.919</b>	15.779			142.782	107.372
4	11:16:25.304	<b>53.361</b>	15.290			143.087	121.792	10	11:19:06.330	<b>53.865</b>	<b>15.123</b>			144.628	<b>122.459</b>
5	11:17:19.464	<b>54.160</b>	15.621			142.177	121.792	11	11:20:00.721	<b>54.391</b>	15.573			143.087	121.792
6	11:18:13.640	<b>54.176</b>	15.628			141.279	<b>124.273</b>	<b>(11) Patrick FORMAN</b>							
7	11:19:06.410	<b>52.770</b>	<b>15.080</b>			144.628	122.683	1	11:10:20.567	<b>58.040</b>	18.274			54.737	112.976
8	11:19:59.180	<b>52.770</b>	15.168			<b>147.489</b>	121.572	2	11:11:15.517	<b>54.950</b>	15.782			139.227	117.116
<b>(47) Steven HADDOW</b>															
1	11:10:38.853	<b>1:02.035</b>	19.651			39.313	116.304	3	11:12:11.088	<b>55.571</b>	15.956			136.675	113.935
2	11:11:33.707	<b>54.854</b>	15.694			140.392	117.526	4	11:13:05.602	<b>54.514</b>	15.902			134.484	117.526
3	11:12:27.990	<b>54.283</b>	15.534			144.008	118.985	5	11:13:59.622	<b>54.020</b>	15.630			<b>140.982</b>	116.709
4	11:13:23.523	<b>55.533</b>	15.322			143.699	119.409	6	11:14:53.614	<b>53.992</b>	<b>15.403</b>			140.687	117.526
5	11:14:17.631	<b>54.108</b>	15.485			143.699	118.147	7	11:15:48.163	<b>54.549</b>	15.703			139.227	116.103
6	11:15:10.796	<b>53.165</b>	<b>15.087</b>			144.941	118.775	8	11:16:43.467	<b>55.304</b>	15.666			137.234	<b>118.356</b>
7	11:16:07.983	<b>57.187</b>	17.438			<b>145.570</b>	105.184	9	11:17:39.467	<b>56.000</b>	15.619			135.845	116.103
8	11:17:01.987	<b>54.004</b>	15.359			142.479	118.356	10	11:18:33.882	<b>54.415</b>	15.667			138.081	116.912
9	11:17:55.975	<b>53.988</b>	15.333			142.782	<b>119.621</b>	11	11:19:28.357	<b>54.475</b>	15.609			139.808	115.107
10	11:18:50.244	<b>54.269</b>	15.183			144.008	119.409	<b>(26) Alan McGREGOR</b>							
11	11:19:43.679	<b>53.435</b>	15.216			144.317	118.775	1	11:10:27.671	<b>1:01.154</b>	19.449			50.043	118.147
<b>(8) Jon DICKIE</b>															
1	11:10:19.486	<b>56.565</b>	17.823			55.233	118.985	2	11:11:22.541	<b>54.870</b>	15.892			<b>143.699</b>	118.356
<b>Clerk of the Course :</b>															
<b>Sig :</b>															
<b>Time :</b>															
<b>Chief Timekeeper : Ian Sharp (SMART Timing)</b>															
<b>Results available at www.speedhive.com and www.smart-timing.co.uk</b>															

## KMSC National Motorcycle Racing AC

Scottish Championship Formula 600's

Knockhill 1.267 miles

Qualifying

26/05/2018 11:45

Qualifying (10:00 Time) started at 11:09:21

Lap	Time of Day	Lap Tm	S1	S2	S3	SFSpd	S1Spd
<b>(85) Steve HORNE</b>							
1	11:10:49.674	<b>57.274</b>	17.563			64.403	116.304
2	11:11:44.602	<b>54.928</b>	15.759			141.279	119.196
3	11:12:40.506	<b>55.904</b>	<b>15.358</b>			<b>144.941</b>	119.835
4	11:13:35.939	<b>55.433</b>	15.489			141.877	<b>121.352</b>
5	11:14:30.711	<b>54.772</b>	15.537			142.479	119.621
6	11:15:26.500	<b>55.789</b>	15.817			143.699	115.305
7	11:16:21.508	<b>55.008</b>	15.993			142.479	120.049
8	11:17:19.232	<b>57.724</b>	15.809			142.177	110.193
9	11:18:14.004	<b>54.772</b>	15.678			140.687	119.621
10	11:19:08.019	<b>54.015</b>	15.596			138.366	121.352
11	11:20:02.909	<b>54.890</b>	15.654			142.782	121.352

Lap	Time of Day	Lap Tm	S1	S2	S3	SFSpd	S1Spd
<b>(5) Simon SMAIL</b>							
1	11:10:24.004	<b>59.858</b>	19.228			49.746	112.220
2	11:11:19.386	<b>55.382</b>	16.279			137.516	114.129
3	11:12:14.181	<b>54.795</b>	15.807			138.081	118.147
4	11:13:08.524	<b>54.343</b>	15.717			135.025	<b>118.775</b>
5	11:14:02.848	<b>54.324</b>	15.690			136.675	118.147
6	11:14:57.452	<b>54.604</b>	<b>15.595</b>			140.687	116.103
7	11:15:55.057	<b>57.605</b>	17.471			<b>141.877</b>	99.863
8	11:16:49.812	<b>54.755</b>	15.814			138.939	117.321

Lap	Time of Day	Lap Tm	S1	S2	S3	SFSpd	S1Spd
<b>(27) Andrew DONALD</b>							
1	11:10:27.526	<b>1:02.755</b>	20.091			44.531	113.166
2	11:11:25.881	<b>58.355</b>	16.725			130.306	116.709
3	11:12:22.115	<b>56.234</b>	15.992			138.939	<b>118.147</b>
4	11:13:17.883	<b>55.768</b>	<b>15.889</b>			136.121	117.321
5	11:14:13.583	<b>55.700</b>	15.951			140.392	117.526
6	11:15:09.801	<b>56.218</b>	15.903			140.099	117.321
7	11:16:06.262	<b>56.461</b>	15.997			135.845	117.116
8	11:17:04.980	<b>58.718</b>	18.420			<b>141.577</b>	117.116
9	11:18:01.805	<b>56.825</b>	16.034			135.845	116.709
10	11:18:58.372	<b>56.567</b>	16.212			136.675	117.526

Lap	Time of Day	Lap Tm	S1	S2	S3	SFSpd	S1Spd
<b>(50) Calum JACKSON</b>							
1	11:10:29.032	<b>1:03.600</b>	19.962			48.948	107.030
2	11:11:27.159	<b>58.127</b>	16.494			131.070	112.597
3	11:12:25.584	<b>58.425</b>	16.393			128.805	<b>114.910</b>
4	11:13:25.142	<b>59.558</b>	16.343			134.484	104.366
5	11:14:24.462	<b>59.320</b>	16.875			131.584	101.832
6	11:15:22.292	<b>57.830</b>	16.821			<b>138.652</b>	104.529
7	11:16:20.286	<b>57.994</b>	<b>16.277</b>			135.845	109.832
8	11:17:19.132	<b>58.846</b>	16.661			130.560	108.941
9	11:18:18.228	<b>59.096</b>	16.902			132.624	107.201
10	11:19:15.823	<b>57.595</b>	16.432			133.680	112.033
11	11:20:13.062	<b>57.239</b>	16.325			132.102	113.357

Lap	Time of Day	Lap Tm	S1	S2	S3	SFSpd	S1Spd
<b>(7) Paul MacKEY</b>							
1	11:10:34.099	<b>1:05.157</b>	20.246			50.916	107.890
2	11:11:32.502	<b>58.403</b>	16.576			133.150	112.976
3	11:12:29.761	<b>57.259</b>	16.373			131.584	113.549
4	11:13:27.138	<b>57.377</b>	<b>16.233</b>			136.954	<b>116.506</b>
5	11:14:24.797	<b>57.659</b>	16.302			133.150	116.103
6	11:15:26.326	<b>1:01.529</b>	16.668			<b>138.366</b>	103.242
7	11:16:23.902	<b>57.576</b>	16.714			133.415	116.103

Lap	Time of Day	Lap Tm	S1	S2	S3	SFSpd	S1Spd
<b>(48) Mark FARRELL</b>							
1	11:10:40.551	<b>1:03.096</b>	20.252			44.619	112.033
2	11:11:41.151	<b>1:00.600</b>	16.899			139.227	102.611
3	11:12:38.605	<b>57.454</b>	16.467			139.808	115.107
4	11:13:35.949	<b>57.344</b>	16.616			125.670	118.356
5	11:14:33.592	<b>57.643</b>	16.371			134.215	<b>119.621</b>
6	11:15:30.988	<b>57.396</b>	<b>16.148</b>			<b>142.177</b>	118.985
7	11:16:29.278	<b>58.290</b>	16.388			139.808	113.166
8	11:17:26.927	<b>57.649</b>	16.343			139.227	118.356
9	11:18:25.501	<b>58.574</b>	16.729			127.824	118.985
10	11:19:25.207	<b>59.706</b>	16.628			135.298	117.733

Lap	Time of Day	Lap Tm	S1	S2	S3	SFSpd	S1Spd
<b>(58) Barry STEWART</b>							
1	11:10:54.534	<b>1:03.246</b>	19.692			47.832	115.504
2	11:11:52.924	<b>58.390</b>	16.535			138.652	112.220
3	11:12:51.972	<b>59.048</b>	16.285			137.234	115.305

Lap	Time of Day	Lap Tm	S1	S2	S3	SFSpd	S1Spd
4	11:13:50.345	<b>58.373</b>	16.746			<b>139.227</b>	114.323
5	11:14:48.024	<b>57.679</b>	<b>16.270</b>			136.954	114.910
6	11:15:46.283	<b>58.259</b>	16.395			137.516	114.323
7	11:16:43.716	<b>57.433</b>	16.343			136.398	<b>116.304</b>
8	11:17:41.980	<b>58.264</b>	16.818			126.857	115.504
9	11:18:40.523	<b>58.543</b>	16.895			133.947	115.107
10	11:19:39.688	<b>59.165</b>	16.397			127.824	115.504

Lap	Time of Day	Lap Tm	S1	S2	S3	SFSpd	S1Spd
<b>(76) Steven BEATTIE</b>							
1	11:10:29.710	<b>1:03.690</b>	20.102			49.416	103.882
2	11:11:28.357	<b>58.647</b>	16.157			136.398	113.357
3	11:12:26.375	<b>58.018</b>	16.190			136.954	115.107
4	11:13:25.563	<b>59.188</b>	16.371			<b>140.982</b>	<b>115.903</b>
5	11:14:23.259	<b>57.696</b>	16.303			135.845	113.935
6	11:15:21.411	<b>58.152</b>	<b>15.895</b>			138.366	115.305
7	11:16:19.224	<b>57.813</b>	16.350			133.415	113.166
8	11:17:18.452	<b>59.228</b>	16.456			135.845	105.848
9	11:18:16.719	<b>58.267</b>	16.338			135.025	112.786
10	11:19:15.517	<b>58.798</b>	16.333			130.814	114.714
11	11:20:14.070	<b>58.553</b>	16.120			131.326	113.357

Lap	Time of Day	Lap Tm	S1	S2	S3	SFSpd	S1Spd
<b>(9) Rishon HICKEY</b>							
1	11:10:36.065	<b>1:06.461</b>	20.944			53.008	105.515
2	11:11:36.308	<b>1:00.243</b>	17.219			132.362	113.166
3	11:12:35.563	<b>59.255</b>	17.005			131.842	112.976
4	11:13:34.532	<b>58.969</b>	16.838			<b>137.798</b>	114.323
5	11:14:33.527	<b>58.995</b>	16.873			133.150	114.129
6	11:15:32.169	<b>58.642</b>	16.711			137.234	116.103
7	11:16:30.574	<b>58.405</b>	16.724			128.313	115.504
8	11:17:28.953	<b>58.379</b>	<b>16.591</b>			136.121	<b>116.304</b>
9	11:18:26.867	<b>57.914</b>	16.661			133.415	114.714
10	11:19:25.921	<b>59.054</b>	16.675			136.954	114.714

Lap	Time of Day	Lap Tm	S1	S2	S3	SFSpd	S1Spd
<b>(25) Jim PURVIS</b>							
1	11:10:27.063	<b>1:03.449</b>	19.924			47.292	105.681
2	11:11:26.139	<b>59.076</b>	16.890			126.142	112.786
3	11:12:24.725	<b>58.586</b>	16.645			127.581	<b>115.305</b>
4	11:13:23.863	<b>59.138</b>	16.920			129.302	111.660
5	11:14:21.956	<b>58.093</b>	16.647			126.857	112.786
6	11:15:20.583	<b>58.627</b>	16.450			128.559	111.474
7	11:16:18.756	<b>58.173</b>	16.361			129.302	112.786
8	11:17:17.938	<b>59.182</b>	16.661			<b>133.150</b>	112.033
9	11:18:19.402	<b>1:01.464</b>	17.108			127.098	100.611
10	11:19:17.796	<b>58.394</b>	16.477			126.142	111.290
11	11:20:15.895	<b>58.099</b>	<b>16.275</b>			132.624	112.597

Lap	Time of Day	Lap Tm	S1	S2	S3	SFSpd	S1Spd
<b>(22) Chris SPELLMAN</b>							
1	11:10:39.443	<b>1:11.500</b>	22.290			45.435	94.919
2	11:11:41.054	<b>1:01.611</b>	17.150			132.624	104.529
3	11:12:40.663	<b>59.609</b>	16.509			<b>136.954</b>	110.374
4	11:13:39.630	<b>58.967</b>	<b>16.219</b>			135.298	

**KMSC National Motorcycle Racing AC**


Scottish Championship Formula 600's

Knockhill 1.267 miles

Race 5 - 1st Race

26/05/2018 14:15

Race (10 Laps) started at 13:40:28



POLE POSITION

<b>3</b> 38 William BERGIN 52.458	<b>2</b> 12 William MONIE 52.102	<b>1</b> 64 Sam MUNRO 51.914	<b>1</b>
<b>6</b> 47 Steven HADDOW 53.165	<b>5</b> 1 Bruce BIRNIE 52.770	<b>4</b> 19 Kristopher DUNCAN 52.728	<b>2</b>
<b>9</b> 87 Steven ALLISON 53.799	<b>8</b> 91 Lewis SHAND 53.514	<b>7</b> 8 Jon DICKIE 53.215	<b>3</b>
<b>12</b> 26 Alan McGREGOR 54.006	<b>11</b> 11 Patrick FORMAN 53.992	<b>10</b> 55 James McLAREN 53.865	<b>4</b>
<b>15</b> 27 Andrew DONALD 55.700	<b>14</b> 5 Simon SMAIL 54.324	<b>13</b> 85 Steve HORNE 54.015	<b>5</b>
<b>18</b> 48 Mark FARRELL 57.344	<b>17</b> 7 Paul MacKEY 57.259	<b>16</b> 50 Calum JACKSON 57.239	<b>6</b>
<b>21</b> 9 Rishon HICKEY 57.914	<b>20</b> 76 Steven BEATTIE 57.696	<b>19</b> 58 Barry STEWART 57.433	<b>7</b>
<b>24</b> 92 Christopher SCOTT 59.309	<b>23</b> 22 Chris SPELLMAN 58.967	<b>22</b> 25 Jim PURVIS 58.093	<b>8</b>

Clerk of the Course :

Sig : Time :

Chief Timekeeper : Ian Sharp (SMART Timing)

Results available at [www.speedhive.com](http://www.speedhive.com) and [www.smart-timing.co.uk](http://www.smart-timing.co.uk)

Printed: 28/05/2018 17:40:04

Orbits





**KMSC National Motorcycle Racing AC**


Scottish Championship Formula 600's

Knockhill 1.267 miles

Race 23 - 2nd Race - AMENDED GRID

27/05/2018 13:15

Race (10 Laps)



AMENDED GRID - No.71 & 103 Added to back of Grid

POLE POSITION

			1
<b>3</b>	<b>2</b>	<b>1</b>	<b>1</b>
38 William BERGIN 52.458	12 William MONIE 52.102	64 Sam MUNRO 51.914	
<b>6</b>	<b>5</b>	<b>4</b>	<b>2</b>
47 Steven HADDOW 53.165	1 Bruce BIRNIE 52.770	19 Kristopher DUNCAN 52.728	
<b>9</b>	<b>8</b>	<b>7</b>	<b>3</b>
87 Steven ALLISON 53.799	91 Lewis SHAND 53.514	8 Jon DICKIE 53.215	
<b>12</b>	<b>11</b>	<b>10</b>	<b>4</b>
26 Alan McGREGOR 54.006	11 Patrick FORMAN 53.992	55 James McLAREN 53.865	
<b>15</b>	<b>14</b>	<b>13</b>	<b>5</b>
27 Andrew DONALD 55.700	5 Simon SMAIL 54.324	85 Steve HORNE 54.015	
<b>18</b>	<b>17</b>	<b>16</b>	<b>6</b>
48 Mark FARRELL 57.344	7 Paul MacKEY 57.259	50 Calum JACKSON 57.239	
<b>21</b>	<b>20</b>	<b>19</b>	<b>7</b>
9 Rishon HICKEY 57.914	76 Steven BEATTIE 57.696	58 Barry STEWART 57.433	
<b>24</b>	<b>23</b>	<b>22</b>	<b>8</b>
71 Mike CRITCHELL	92 Christopher SCOTT 59.309	25 Jim PURVIS 58.093	
		<b>25</b>	<b>9</b>
		103 Richard DUNCAN	

Clerk of the Course :

Orbits

Sig : Time :

Chief Timekeeper : Ian Sharp (SMART Timing)

Results available at [www.speedhive.com](http://www.speedhive.com) and [www.smart-timing.co.uk](http://www.smart-timing.co.uk)





# Qualifying Results

**KMSC National Motorcycle Racing AC****Sorted on best lap time**

KMSC Championship 125's &amp; KMSC F400's

Knockhill 1.267 miles

Qualifying

26/05/2018 12:00

Qualifying (10:00 Time) started at 11:22:03

Pos	No.	Name	Make/Model	CC	Class	Laps	Best Tm	In Lap	Diff	Avg. Speed
1	58	James McLAREN	Suzuki	GSXR600	F400	8	58.748	4		56.708
2	69	Mark BOWRAN	Kawasaki	ZXR400	F400	10	59.375	9	0.627	73.969
3	39	Stuart HAMILTON	Kawasaki	ZXR400	F400	7	59.544	7	0.796	73.118
4	22	Ross MAGUIRE	Aprilia	RS125	F125	10	1:02.521	7	3.773	70.923
5	117	Lianne MAYHEW	Kawasaki	ER6	F400	9	1:03.443	7	4.695	67.965
6	33	Declan CONNELL	Aprilia	RS125	F125	10	1:03.487	7	4.739	69.067
7	99	Marc GIBSON	Kawasaki	ZXR400	F400	9	1:04.369	4	5.621	66.524
8	118	Rod WALKER	Kawasaki	ZXR400	F400	9	1:04.738	3	5.990	66.632
9	12	Jimmy MUIR	Aprilia	RS125	F125	8	1:06.900	3	8.152	58.620
10	55	Owen PATERSON	Aprilia	RS125	F125	9	1:07.036	7	8.288	64.181
11	8	Nathan ALLARDYCE	Aprilia	RS125	F125	8	1:07.896	8	9.148	64.366
12	122	Logan TURNER	Aprilia	RS125	F125	2	1:08.681	1	9.933	17.959
13	27	Jordan HAY	Aprilia	RS125	F125	9	1:09.041	6	10.293	63.681
14	16	Mia KELLAS	Aprilia	RS125	F125	3	1:11.819	3	13.071	58.892

Clerk of the Course :

Orbits

Sig : Time :

Chief Timekeeper : Ian Sharp (SMART Timing)

Results available at [www.speedhive.com](http://www.speedhive.com) and [www.smart-timing.co.uk](http://www.smart-timing.co.uk)

Printed: 26/05/2018 11:36:30



## KMSC National Motorcycle Racing AC

KMSC Championship 125's &amp; KMSC F400's

Knockhill 1.267 miles

Qualifying

26/05/2018 12:00

Qualifying (10:00 Time) started at 11:22:03

Lap	Time of Day	Lap Tm	S1	S2	S3	SFSpd	S1Spd
<b>(58) James McLAREN</b>							
1	11:25:47.490	<b>1:02.414</b>	19.695			46.313	98.979
2	11:26:46.928	<b>59.438</b>	17.351			121.792	99.863
3	11:27:50.008	<b>1:03.080</b>	18.991			123.360	96.558
4	11:28:48.756	<b>58.748</b>	16.937			123.133	<b>100.011</b>
5	11:29:47.890	<b>59.134</b>	<b>16.901</b>			<b>123.815</b>	99.714
6	11:30:47.082	<b>59.192</b>	17.194			121.792	97.399
7	11:31:46.771	<b>59.689</b>	16.986			122.683	99.419
8	11:32:47.163	<b>1:00.392</b>	17.456			123.587	98.688
<b>(69) Mark BOWRAN</b>							
1	11:23:17.290	<b>1:11.113</b>	22.016			53.643	67.717
2	11:24:19.039	<b>1:01.749</b>	17.539			119.835	100.762
3	11:25:19.825	<b>1:00.786</b>	17.894			120.049	101.066
4	11:26:19.832	<b>1:00.007</b>	17.400			121.792	<b>102.454</b>
5	11:27:19.568	<b>59.736</b>	16.976			<b>125.670</b>	100.762
6	11:28:19.987	<b>1:00.419</b>	17.387			123.360	101.218
7	11:29:19.486	<b>59.499</b>	17.085			123.815	101.066
8	11:30:20.030	<b>1:00.544</b>	17.202			122.908	101.218
9	11:31:19.405	<b>59.375</b>	<b>16.851</b>			124.968	102.142
10	11:32:20.345	<b>1:00.940</b>	17.400			122.908	101.371
<b>(39) Stuart HAMILTON</b>							
1	11:23:18.262	<b>1:08.513</b>	22.266			44.354	90.686
2	11:24:19.717	<b>1:01.455</b>	17.942			118.356	99.714
3	11:25:20.849	<b>1:01.132</b>	18.268			117.321	98.833
4	11:26:21.000	<b>1:00.151</b>	17.575			118.985	99.566
5	11:27:20.970	<b>59.970</b>	17.413			120.915	100.460
6	11:28:20.835	<b>59.865</b>	17.184			121.572	100.762
7	11:29:20.379	<b>59.544</b>	<b>17.110</b>			121.352	<b>100.914</b>
<b>(22) Ross MAGUIRE</b>							
1	11:23:13.019	<b>1:07.547</b>	21.548			49.019	82.849
2	11:24:16.744	<b>1:03.725</b>	18.692			101.832	83.467
3	11:25:20.113	<b>1:03.369</b>	<b>18.342</b>			102.768	83.885
4	11:26:22.835	<b>1:02.722</b>	18.688			100.161	<b>84.518</b>
5	11:27:25.611	<b>1:02.776</b>	18.536			<b>104.692</b>	82.240
6	11:28:28.392	<b>1:02.781</b>	18.553			103.561	82.747
7	11:29:30.913	<b>1:02.521</b>	18.477			103.242	82.543
8	11:30:37.019	<b>1:06.106</b>	18.793			103.242	81.540
9	11:31:41.739	<b>1:04.720</b>	18.670			102.768	83.054
10	11:32:46.825	<b>1:05.086</b>	18.445			102.454	84.306
<b>(117) Lianne MAYHEW</b>							
1	11:23:28.640	<b>1:12.966</b>	22.904			47.292	80.950
2	11:24:34.001	<b>1:05.361</b>	18.913			112.033	93.595
3	11:25:39.716	<b>1:05.715</b>	18.625			112.786	94.120
4	11:26:44.050	<b>1:04.334</b>	18.609			112.220	94.919
5	11:27:51.586	<b>1:07.536</b>	18.432			115.107	93.857
6	11:28:55.095	<b>1:03.509</b>	18.286			<b>116.304</b>	<b>95.323</b>
7	11:29:58.538	<b>1:03.443</b>	<b>17.894</b>			115.504	94.120
8	11:31:02.391	<b>1:03.853</b>	18.044			115.305	92.308
9	11:32:07.705	<b>1:05.314</b>	18.321			116.304	94.385
<b>(33) Declan CONNELL</b>							
1	11:23:18.934	<b>1:10.869</b>	21.692			45.343	83.989
2	11:24:24.569	<b>1:05.635</b>	19.141			102.454	<b>84.946</b>
3	11:25:31.068	<b>1:06.499</b>	19.198			101.987	84.095
4	11:26:36.077	<b>1:05.009</b>	19.103			101.987	84.732
5	11:27:42.118	<b>1:06.041</b>	19.000			102.611	83.054
6	11:28:46.982	<b>1:04.864</b>	18.927			102.768	84.200
7	11:29:50.469	<b>1:03.487</b>	18.958			103.242	84.839
8	11:30:54.191	<b>1:03.722</b>	18.830			103.561	83.260
9	11:31:58.851	<b>1:04.660</b>	<b>18.489</b>			<b>103.721</b>	83.780
10	11:33:04.105	<b>1:05.254</b>	19.227			103.242	82.240
<b>(99) Marc GIBSON</b>							
1	11:23:28.439	<b>1:14.433</b>	24.238			43.156	85.162
2	11:24:33.418	<b>1:04.979</b>	18.707			106.183	<b>90.198</b>
3	11:25:39.253	<b>1:05.835</b>	18.833			<b>113.935</b>	89.477
4	11:26:43.622	<b>1:04.369</b>	18.682			108.941	90.077
5	11:27:51.641	<b>1:08.019</b>	<b>18.516</b>			113.357	87.494
6	11:28:57.653	<b>1:06.012</b>	19.372			109.832	86.814

Lap	Time of Day	Lap Tm	S1	S2	S3	SFSpd	S1Spd
7	11:30:05.772	<b>1:08.119</b>	19.120			108.064	87.494
8	11:31:14.468	<b>1:08.696</b>	20.673			105.681	80.561
9	11:32:20.783	<b>1:06.315</b>	19.546			105.681	84.095
<b>(118) Rod WALKER</b>							
1	11:23:27.540	<b>1:15.904</b>	24.419			43.128	88.649
2	11:24:32.939	<b>1:05.399</b>	18.965			115.903	95.459
3	11:25:37.677	<b>1:04.738</b>	18.469			120.049	<b>97.824</b>
4	11:26:42.999	<b>1:05.322</b>	<b>18.341</b>			118.985	96.836
5	11:27:50.926	<b>1:07.927</b>	18.486			118.147	97.540
6	11:28:57.056	<b>1:06.130</b>	19.040			<b>120.265</b>	94.252
7	11:30:03.313	<b>1:06.257</b>	18.826			117.733	96.281
8	11:31:09.618	<b>1:06.305</b>	18.699			118.775	95.188
9	11:32:19.783	<b>1:10.165</b>	18.845			116.709	95.868
<b>(12) Jimmy MUIR</b>							
1	11:23:30.696	<b>1:13.403</b>	24.041			45.683	80.755
2	11:24:39.490	<b>1:08.794</b>	20.059			<b>99.566</b>	81.938
3	11:25:46.390	<b>1:06.900</b>	<b>19.507</b>			98.688	80.658
4	11:27:26.451	<b>1:40.061</b>	19.965			98.543	80.561
5	11:29:02.065	<b>1:35.614</b>	21.649			44.354	
6	11:30:11.469	<b>1:09.404</b>	21.542			50.878	81.048
7	11:31:18.922	<b>1:07.453</b>	19.900			99.125	80.561
8	11:32:26.180	<b>1:07.258</b>	19.843			98.688	<b>82.139</b>
<b>(55) Owen PATERSON</b>							
1	11:23:38.386	<b>1:14.200</b>	22.685			47.459	<b>82.747</b>
2	11:24:48.119	<b>1:09.733</b>	20.493			99.863	81.938
3	11:25:56.329	<b>1:08.210</b>	19.556			99.419	82.747
4	11:27:04.214	<b>1:07.885</b>	19.766			101.987	82.139
5	11:28:12.949	<b>1:08.735</b>	19.352			102.142	82.240
6	11:29:20.444	<b>1:07.495</b>	19.330			101.678	82.442
7	11:30:27.480	<b>1:07.036</b>	19.257			<b>102.768</b>	82.543
8	11:31:35.388	<b>1:07.908</b>	19.265			101.218	81.441
9	11:32:43.318	<b>1:07.930</b>	<b>18.933</b>			101.218	82.039
<b>(8) Nathan ALLARDYCE</b>							
1	11:23:29.688	<b>1:17.159</b>	25.332			43.775	73.502
2	11:24:39.479	<b>1:09.791</b>	20.326			94.785	76.607
3	11:25:47.737	<b>1:08.258</b>	20.052			93.988	<b>77.047</b>
4	11:26:57.543	<b>1:09.806</b>	19.943			93.857	76.694
5	11:28:06.492	<b>1:08.949</b>	20.220			93.726	75.317
6	11:29:14.770	<b>1:08.278</b>	20.091			94.120	74.564
7	11:30:22.714	<b>1:07.944</b>	<b>19.901</b>			94.120	75.742
8	11:31:30.610	<b>1:07.896</b>	20.014			95.188	75.828
<b>(122) Logan TURNER</b>							
1	11:23:34.407	<b>1:08.681</b>	<b>21.685</b>			50.801	<b>82.341</b>
2	11:30:31.672	<b>6:57.265</b>				<b>57.406</b>	
<b>(27) Jordan HAY</b>							
1	11:23:32.785	<b>1:13.736</b>	23.968			42.990	77.224
2	11:24:42.093	<b>1:09.308</b>	21.110			96.836	<b>81.048</b>
3	11:25:51.748	<b>1:09.655</b>	21.041			98.543	79.985
4	11:27:00.994	<b>1:09.246</b>	21.230			97.682	79.985
5	11:28:10.945	<b>1:09.951</b>	21.022			98.688	79.606
6	11:29:19.986	<b>1:09.041</b>	20.962			97.117	79.985
7	11:30:29.716	<b>1:09.730</b>	21.170			<b>99.419</b>	76.345
8	11:31:38.907	<b>1:09.191</b>	<b>20.708</b>			98.398	79.323
9	11:32:48.333	<b>1:09.426</b>	20.725			98.688	79.700
<b>(16) Mia KELLAS</b>							
1	11:23:32.205	<b>1:16.011</b>	24.936			42.259	72.004
2	11:24:44.245	<b>1:12.040</b>	21.381			<b>91.677</b>	<b>72.236</b>
3	11:25:56.064	<b>1:11.819</b>	21.280			91.677	71.620

Clerk of the Course :

Sig : Time :

Chief Timekeeper : Ian Sharp (SMART Timing)

 Results available at [www.speedhive.com](http://www.speedhive.com) and [www.smart-timing.co.uk](http://www.smart-timing.co.uk)

Printed: 26/05/2018 11:36:47

Orbits



## KMSC National Motorcycle Racing AC


KMSC Championship 125's & KMSC F400's

Knockhill 1.267 miles

Race 6 - 1st Race

26/05/2018 14:30

Race (10 Laps)



POLE POSITION

POLE POSITION			
<b>3</b>	<b>2</b>	<b>1</b>	<b>1</b>
39 Stuart HAMILTON 59.544	69 Mark BOWRAN 59.375	58 James McLAREN 58.748	
<b>6</b>	<b>5</b>	<b>4</b>	<b>2</b>
33 Declan CONNELL 1:03.487	117 Lianne MAYHEW 1:03.443	22 Ross MAGUIRE 1:02.521	
<b>9</b>	<b>8</b>	<b>7</b>	<b>3</b>
12 Jimmy MUIR 1:06.900	118 Rod WALKER 1:04.738	99 Marc GIBSON 1:04.369	
<b>12</b>	<b>11</b>	<b>10</b>	<b>4</b>
122 Logan TURNER 1:08.681	8 Nathan ALLARDYCE 1:07.896	55 Owen PATERSON 1:07.036	
	<b>14</b>	<b>13</b>	<b>5</b>
	16 Mia KELLAS 1:11.819	27 Jordan HAY 1:09.041	

Clerk of the Course :

Sig : Time :

Chief Timekeeper : Ian Sharp (SMART Timing)

Results available at [www.speedhive.com](http://www.speedhive.com) and [www.smart-timing.co.uk](http://www.smart-timing.co.uk)

Printed: 26/05/2018 11:36:02

Orbits



# Race Results

## KMSC National Motorcycle Racing AC

Sorted on Laps

Scottish Championship Pre-Injection 600

Knockhill 1.267 miles

Race 1 - 1st Race

26/05/2018 13:15

Race (10 Laps) started at 12:36:17

Pos	No.	Name	Make/Model	CC	Class	Laps	Total Tm	Diff	Best Tm	In Lap	Avg. Speed
1	15	Jon DICKIE	Yamaha	R6 600	PI6	10	9:04.427		53.380	3	83.778
2	168	Paul WISHART	Yamaha	R6 600	PI6	10	9:06.703	2.276	53.509	5	83.429
3	41	Kieran MURRAY	Yamaha	R6 600	PI6	10	9:13.643	9.216	53.722	3	82.383
4	22	William MASON	Yamaha	R6 600	PI6	10	9:14.020	9.593	53.933	6	82.327
5	8	Patryk MOTYKA	Yamaha	R6 600	PI6	10	9:29.972	25.545	55.867	6	80.023
6	60	Dougie BROWN	Yamaha	R6 600	PI6	10	9:33.954	29.527	55.923	3	79.468
7	54	Cameron ROBB	Yamaha	R6 600	PI6	10	9:37.535	33.108	56.381	4	78.975
8	17	Gary WHITEFORD	Kawasaki	ZX6R	PI6	10	9:39.878	35.451	56.510	3	78.656
9	70	Simon HARDY	Yamaha	R6 600	PI6	10	9:49.422	44.995	57.275	3	77.382
10	21	Andy LOCK	Yamaha	R6 600	PI6	10	9:50.188	45.761	57.648	9	77.282
11	93	Lee SEAGER	Yamaha	ZX6R Ninja	PI6	10	9:50.354	45.927	57.027	6	77.260
12	95	Michael MacKINNON	Yamaha	R6 600	PI6	9	9:11.468	1 Lap	58.750	7	74.437
13	45	Gerry SULLIVAN	Kawasaki	ZX6R 600	PI6	9	9:14.567	1 Lap	59.488	7	74.021
14	34	Darren GREENE	Yamaha	R6 600	PI6	9	9:14.770	1 Lap	59.483	7	73.994
15	126	Martin BULMAN	Honda	CBR600FX	PI6	9	9:22.315	1 Lap	1:00.483	4	73.001
16	23	Paul REID	Honda	CBR600	PI6	9	9:36.618	1 Lap	1:02.452	8	71.191
17	66	Derek McGREGOR	Yamaha	R6 5EB	PI6	9	9:37.906	1 Lap	1:02.055	8	71.032
18	31	Darren ANDERSON	Kawasaki	ZXR 600	PI6	9	9:44.135	1 Lap	1:01.647	9	70.275
Not classified											
DNF	92	Andrew CRAIGMILE	Yamaha	R6 600	PI6		9.165	DNF		0	-

Margin of Victory	Avg. Speed	Best Lap Tm	Best Speed	Best Lap by
2.276	83.778	53.380	85.446	15 - Jon DICKIE

Clerk of the Course :

Orbits

Sig : Time :

Chief Timekeeper : Ian Sharp (SMART Timing)

 Results available at [www.speedhive.com](http://www.speedhive.com) and [www.smart-timing.co.uk](http://www.smart-timing.co.uk)

Printed: 26/05/2018 12:49:36



## KMSC National Motorcycle Racing AC

### Scottish Championship Pre-Injection 600

### Knockhill 1.267 miles

#### Race 1 - 1st Race

26/05/2018 13:15

#### Race (10 Laps) started at 12:36:17

Lap	Time of Day	Lap Tm	S1	S2	S3	SFSpd	S1Spd	Lap	Time of Day	Lap Tm	S1	S2	S3	SFSpd	S1Spd
<b>(15) Jon DICKIE</b>															
1	12:37:17.772	<b>55.317</b>	16.284	20.567	18.466	91.179	116.912	1	12:37:22.166	<b>59.112</b>	17.865				109.118
2	12:38:11.182	<b>53.410</b>	15.103	20.172	18.135	<b>142.177</b>	117.940	2	12:38:19.248	<b>57.082</b>	16.036	21.940	19.106		112.788
3	12:39:04.562	<b>53.380</b>	15.111	<b>20.060</b>	18.209		118.356	3	12:39:15.888	<b>56.640</b>	16.066	21.615	18.959		112.408
4	12:39:58.218	<b>53.656</b>	15.135	20.429	18.092		118.356	4	12:40:12.269	<b>56.381</b>	16.039	21.596	18.746		113.166
5	12:40:51.859	<b>53.641</b>	<b>15.090</b>	20.359	18.192	141.279	118.147	5	12:41:09.237	<b>56.968</b>	16.889				111.660
6	12:41:45.612	<b>53.753</b>	15.271	20.362	18.120	139.227	<b>118.565</b>	6	12:42:05.669	<b>56.432</b>	16.077	<b>21.585</b>	18.770		112.220
7	12:42:39.767	<b>54.155</b>	15.490	20.671	17.994	138.652	118.147	7	12:43:03.087	<b>57.418</b>	17.268				110.012
8	12:43:33.519	<b>53.752</b>	15.270	20.558	<b>17.924</b>	136.398	118.147	8	12:44:00.224	<b>57.137</b>	16.644	21.610	18.883		114.129
9	12:44:27.988	<b>54.469</b>	15.459	20.447	18.563		117.940	9	12:44:56.727	<b>56.503</b>	<b>15.933</b>	21.889	<b>18.681</b>		111.105
10	12:45:21.594	<b>53.606</b>	15.334	20.206	18.066	139.517	117.733	10	12:45:54.702	<b>57.975</b>	16.552	21.828	19.595	<b>140.392</b>	<b>115.903</b>
<b>(168) Paul WISHART</b>															
1	12:37:17.672	<b>55.347</b>	16.166	20.650	18.531	94.252	116.912	1	12:37:22.874	<b>59.317</b>	17.638	22.099	19.580		113.549
2	12:38:11.458	<b>53.786</b>	15.409	20.350	18.027		118.356	2	12:38:19.646	<b>56.772</b>	16.449	21.543	18.780	133.947	113.357
3	12:39:05.150	<b>53.692</b>	15.380	20.205	18.107		117.321	3	12:39:16.156	<b>56.510</b>	<b>16.213</b>	<b>21.501</b>	18.796		<b>114.714</b>
4	12:39:59.021	<b>53.871</b>	15.412	20.399	18.060		119.196	4	12:40:13.309	<b>57.153</b>	16.428	21.654	19.071		113.166
5	12:40:52.530	<b>53.509</b>	15.264	20.219	18.026		117.733	5	12:41:10.772	<b>57.463</b>	16.780	21.676	19.007		113.742
6	12:41:46.185	<b>53.655</b>	15.256	20.346	18.053		118.985	6	12:42:07.613	<b>56.841</b>	16.360	21.619	18.862		113.549
7	12:42:40.250	<b>54.065</b>	15.516	20.657	<b>17.892</b>		118.147	7	12:43:04.994	<b>57.381</b>	16.602	21.846	18.933		113.935
8	12:43:34.404	<b>54.154</b>	15.495	20.668	17.991		116.912	8	12:44:02.597	<b>57.603</b>	16.708	22.062	18.833		112.408
9	12:44:30.299	<b>55.895</b>	<b>15.174</b>				<b>119.409</b>	9	12:44:59.898	<b>57.301</b>	16.784	21.835	<b>18.682</b>	<b>136.121</b>	112.786
10	12:45:23.870	<b>53.571</b>	15.368	<b>20.150</b>	18.053	<b>140.687</b>	118.147	10	12:45:57.045	<b>57.147</b>	16.581	21.663	18.903	129.802	113.357
<b>(41) Kieran MURRAY</b>															
1	12:37:20.148	<b>56.986</b>	17.489	20.949	18.548		114.323	1	12:37:24.368	<b>1:00.367</b>	18.182	22.955	19.230	93.857	109.653
2	12:38:14.256	<b>54.108</b>	15.539	20.654	<b>17.915</b>	<b>140.392</b>	114.714	2	12:38:21.875	<b>57.507</b>	16.534	<b>22.076</b>	<b>18.897</b>	127.824	111.474
3	12:39:07.978	<b>53.722</b>	15.433	<b>20.257</b>	18.032		114.910	3	12:39:19.150	<b>57.275</b>	<b>16.055</b>	22.110	19.110	<b>132.362</b>	<b>112.597</b>
4	12:40:01.835	<b>53.857</b>	15.411				113.935	4	12:40:17.139	<b>57.989</b>	16.674	22.197	19.118	130.814	111.846
5	12:40:56.108	<b>54.273</b>	<b>15.375</b>	20.829	18.069		114.910	5	12:41:15.687	<b>58.548</b>	16.440	22.544	19.564	129.802	111.660
6	12:41:50.178	<b>54.070</b>	15.606	20.535	17.929		115.107	6	12:42:13.947	<b>58.260</b>	16.682	22.335	19.243	128.068	111.290
7	12:42:45.975	<b>55.797</b>	15.485	21.252	19.060		115.703	7	12:43:12.532	<b>58.585</b>	16.801			126.857	111.660
8	12:43:40.560	<b>54.585</b>	15.732	20.648	18.205		115.703	8	12:44:10.771	<b>58.239</b>	16.456			130.306	108.588
9	12:44:34.849	<b>54.289</b>	15.398	20.851	18.040		115.703	9	12:45:08.567	<b>57.796</b>	16.659			130.814	109.474
10	12:45:30.810	<b>55.961</b>	15.538			138.081	<b>116.103</b>	10	12:46:06.589	<b>58.022</b>	16.592			129.053	111.660
<b>(22) William MASON</b>															
1	12:37:19.046	<b>55.766</b>	16.735	20.876	18.155	91.055	116.304	1	12:37:23.484	<b>1:00.018</b>	17.952	22.771	19.295		110.739
2	12:38:13.360	<b>54.314</b>	15.555	20.583	18.176	138.652	116.912	2	12:38:21.628	<b>58.144</b>	16.515	22.190	19.439	<b>131.584</b>	111.660
3	12:39:07.735	<b>54.375</b>	15.578	20.511	18.286	138.939	117.321	3	12:39:19.894	<b>58.266</b>	16.653	22.420	19.193		111.660
4	12:40:02.495	<b>54.760</b>	15.965	20.591	18.204		116.709	4	12:40:18.166	<b>58.272</b>	16.678	22.485	19.109		111.846
5	12:40:56.706	<b>54.211</b>	15.431	20.671	18.109	138.939	<b>117.733</b>	5	12:41:16.792	<b>58.626</b>	16.663	22.564	19.399		106.520
6	12:41:50.639	<b>53.933</b>	15.380	<b>20.480</b>	18.073	138.366	117.526	6	12:42:14.984	<b>58.192</b>	17.070	22.192	18.930		107.890
7	12:42:45.927	<b>55.288</b>	<b>15.366</b>	21.258	18.664		117.733	7	12:43:13.313	<b>58.329</b>	<b>16.458</b>	22.751	19.120		<b>112.597</b>
8	12:43:40.496	<b>54.569</b>	15.499	20.700	18.370	138.366	115.504	8	12:44:11.493	<b>58.180</b>	17.160	22.142	<b>18.878</b>	124.735	110.374
9	12:44:35.179	<b>54.683</b>	15.799	21.024	<b>17.860</b>	<b>140.099</b>	116.304	9	12:45:09.141	<b>57.648</b>	16.617	<b>22.039</b>	18.992	128.313	109.832
10	12:45:31.187	<b>56.008</b>	15.631	21.609	18.768	140.099	116.709	10	12:46:07.355	<b>58.214</b>	16.781	22.503	18.930	129.802	111.105
<b>(8) Patryk MOTYKA</b>															
1	12:37:19.979	<b>57.131</b>	16.528	22.055	18.548		112.976	1	12:37:24.183	<b>1:00.397</b>	18.401	22.570	19.426		108.941
2	12:38:16.174	<b>56.195</b>	16.113	21.608	<b>18.474</b>		<b>113.166</b>	2	12:38:22.848	<b>58.665</b>	17.093	22.065	19.507	130.814	<b>109.832</b>
3	12:39:12.152	<b>55.978</b>	15.718	21.703	18.557		112.786	3	12:39:22.050	<b>59.202</b>	17.416	22.377	19.409		107.890
4	12:40:08.628	<b>56.476</b>	15.982	21.750	18.744		110.374	4	12:40:19.506	<b>57.456</b>	16.451	21.898	19.107		108.941
5	12:41:04.662	<b>56.034</b>	15.839	<b>21.513</b>	18.682		112.408	5	12:41:17.287	<b>57.781</b>	<b>16.393</b>	21.949	19.439		109.653
6	12:42:00.529	<b>55.867</b>	15.712	21.627	18.528		112.220	6	12:42:14.314	<b>57.027</b>	16.459	<b>21.466</b>	19.102		109.296
7	12:42:56.766	<b>56.237</b>	15.748	21.596	18.893		112.408	7	12:43:13.248	<b>58.934</b>	16.393	23.043	19.498		108.413
8	12:43:53.076	<b>56.310</b>	15.819	21.961	18.530		111.474	8	12:44:10.856	<b>57.608</b>	16.663	21.868	19.077		106.520
9	12:44:50.668	<b>57.592</b>	15.816	22.503	19.273		111.474	9	12:45:09.793	<b>58.937</b>	17.733	21.741	19.463	130.560	107.030
10	12:45:47.139	<b>56.471</b>	<b>15.708</b>	21.999	18.764	<b>133.415</b>	112.033	10	12:46:07.521	<b>57.728</b>	16.661	22.169	<b>18.898</b>	<b>131.070</b>	109.474
<b>(95) Michael MacKINNON</b>															
1	12:37:29.527	<b>1:04.479</b>	18.782	25.094	20.603	88.767	102.142	1	12:37:29.527	<b>1:04.479</b>	18.782	25.094	20.603	88.767	102.142
2	12:38:30.821	<b>1:01.294</b>	17.450	22.992	20.852	124.968	101.524	2	12:38:30.821	<b>1:01.294</b>	17.450	22.992	20.852	124.968	101.524
3	12:39:30.527	<b>59.706</b>	17.104	<b>22.638</b>	19.964		103.882	3	12:39:30.527	<b>59.706</b>	17.104	<b>22.638</b>	19.964		103.882
4	12:40:30.868	<b>1:00.341</b>	17.107	23.297	19.937		104.043	4	12:40:30.868	<b>1:00.341</b>	17.107	23.297	19.937		104.043
5	12:41:30.673	<b>59.805</b>	17.095	22.728	19.982		122.236	5	12:41:30.673	<b>59.805</b>	17.095	22.728	19.982		122.236
6	12:42:30.152	<b>59.479</b>	16.907				<b>105.349</b>	6	12:42:30.152	<b>59.479</b>	16.907				<b>105.349</b>
7	12:43:28.902	<b>58.750</b>	<b>16.581</b>				<b>130.306</b>	7	12:43:28.902	<b>58.750</b>	<b>16.581</b>				<b>130.306</b>
8	12:44:28.581	<b>59.679</b>	16.584				105.349	8	12:44:28.581	<b>59.679</b>	16.584				105.349
9	12:45:28.635	<b>1:00.054</b>	17.266	22.893	<b>19.895</b>	124.044	104.692	9	12:45:28.635	<b>1:00.054</b>	17.266	22.893	<b>19.895</b>	124.044	104.692
<b>(45) Gerry SULLIVAN</b>															
1	12:37:29.161	<b>1:04.351</b>	18.734	25.203	20.414		98.833	1	12:37:29.161	<b>1:04.351</b>	18.734	25.203	20.414		98.833
2	12:38:30.086	<b>1:00.925</b>	17.251				<b>106.689</b>	2	12:38:30.086	<b>1:00.925</b>	17.251			124.273	<b>106.689</b>
3	12:39:30.277	<b>1:00.191</b>	<b>16.764</b>	<b>23.244</b>	20.183		103.882	3	12:39:30.277	<b>1:00.191</b>	<b>16.764</b>	<b>23.244</b>			

## KMSC National Motorcycle Racing AC

Scottish Championship Pre-Injection 600

Knockhill 1.267 miles

Race 1 - 1st Race

26/05/2018 13:15

Race (10 Laps) started at 12:36:17

Lap	Time of Day	Lap Tm	S1	S2	S3	SFSpd	S1Spd	Lap	Time of Day	Lap Tm	S1	S2	S3	SFSpd	S1Spd
4	12:40:30.724	1:00.447				119.409									
5	12:41:31.434	1:00.710		23.504	20.235	124.504	104.204								
6	12:42:31.013	59.579			19.570	116.709									
7	12:43:30.501	59.488	16.860			123.133	104.366								
8	12:44:31.345	1:00.844	17.231				104.043								
9	12:45:31.734	1:00.389	17.068	23.362	19.959	116.709	106.351								
<b>(34) Darren GREENE</b>															
1	12:37:28.701	1:03.845	18.522				95.459								
2	12:38:31.900	1:03.199	18.240	24.708	20.251	117.526	95.323								
3	12:39:31.980	1:00.080	17.333	23.426	19.321		103.561								
4	12:40:32.179	1:00.199	17.402				109.474								
5	12:41:32.043	59.864	16.977	23.325	19.562		106.689								
6	12:42:31.962	59.919	17.282				105.848								
7	12:43:31.445	59.483	16.991	22.979	19.513		107.717								
8	12:44:31.061	59.616	17.147	23.162	19.307		100.611								
9	12:45:31.937	1:00.876	17.848	23.425	19.603	125.670	107.890								
<b>(126) Martin BULMAN</b>															
1	12:37:30.243	1:05.541	19.609	25.217	20.715	89.358	100.611								
2	12:38:32.663	1:02.420	17.537	24.283	20.600	123.360	107.544								
3	12:39:34.859	1:02.196	17.860	24.085	20.251		104.366								
4	12:40:35.342	1:00.483	17.427	23.081	19.975	126.618	108.413								
5	12:41:35.832	1:00.490	17.303	23.239	19.948	130.560	108.588								
6	12:42:36.344	1:00.512	17.143	23.461	19.908	130.560	105.349								
7	12:43:37.332	1:00.988	17.440	23.676	19.872	130.306	103.402								
8	12:44:38.708	1:01.376	17.914	23.488	19.974	123.133	104.366								
9	12:45:39.482	1:00.774	17.634	23.216	19.924	126.618	105.515								
<b>(23) Paul REID</b>															
1	12:37:28.563	1:04.156	18.872			95.459	98.833								
2	12:38:31.811	1:03.248	18.090			117.321	97.399								
3	12:39:34.424	1:02.613	18.230				99.566								
4	12:40:38.107	1:03.683	18.101			118.356	96.697								
5	12:41:40.887	1:02.780	17.898			115.305	101.371								
6	12:42:45.479	1:04.592	18.099			115.903	86.035								
7	12:43:48.436	1:02.957	18.211			118.356	100.914								
8	12:44:50.888	1:02.452	17.713	24.421	20.318	121.352	96.836								
9	12:45:53.785	1:02.897	18.374			107.890	99.272								
<b>(66) Derek McGREGOR</b>															
1	12:37:32.330	1:06.554	19.797	25.585	21.172	85.270	91.303								
2	12:38:34.603	1:02.273	17.497	24.230	20.546	120.697	104.856								
3	12:39:37.204	1:02.601	17.890	24.000	20.711	127.581	107.544								
4	12:40:40.945	1:03.741	18.876	24.414	20.451	107.544	101.218								
5	12:41:43.534	1:02.589	18.057	24.070	20.462	121.792	103.882								
6	12:42:47.698	1:04.164	19.039	24.514	20.611	120.049	101.987								
7	12:43:50.840	1:03.142	18.725	24.026	20.391	118.985	100.914								
8	12:44:52.895	1:02.055	17.736	24.111	20.208	126.857	104.366								
9	12:45:55.073	1:02.178	17.765	24.160	20.253	126.142	102.768								
<b>(31) Darren ANDERSON</b>															
1	12:37:30.772	1:05.585	19.780	25.101	20.704	82.543	100.161								
2	12:38:32.890	1:02.118	17.979	23.815	20.324	107.030	104.529								
3	12:39:36.854	1:03.964	18.433	24.144	21.387		104.856								
4	12:40:40.189	1:03.335	18.916	23.930	20.489		103.402								
5	12:41:42.841	1:02.652	18.460	23.698	20.494		104.366								
6	12:42:46.434	1:03.593	18.600	24.175	20.818	106.520	99.272								
7	12:43:57.569	1:11.135	18.794	31.728	20.613	103.084	102.454								
8	12:44:59.655	1:02.086	18.480	23.366	20.240		103.242								
9	12:46:01.302	1:01.647	18.142	23.256	20.249	108.238	104.856								

Clerk of the Course :

Sig : Time :

Chief Timekeeper : Ian Sharp (SMART Timing)

 Results available at [www.speedhive.com](http://www.speedhive.com) and [www.smart-timing.co.uk](http://www.smart-timing.co.uk)

Printed: 26/05/2018 12:50:04

Orbits



## KMSC National Motorcycle Racing AC

Lapchart

Scottish Championship Pre-Injection 600

Knockhill 1.267 miles

Race 1 - 1st Race

26/05/2018 13:15

Race (10 Laps) started at 12:36:17

Competitors	Laps											
	0	1	2	3	4	5	6	7	8	9	10	
Paul WISHART (168)	1	168	168	15	15	15	15	15	15	15	15	15
Jon DICKIE (15)	2	15	15	168	168	168	168	168	168	168	168	168
Patryk MOTYKA (8)	3	8	22	22	22	41	41	41	22	22	41	41
Cameron ROBB (54)	4	54	8	41	41	22	22	22	41	41	22	22
Kieran MURRAY (41)	5	41	41	8	8	8	8	8	8	8	8	8
William MASON (22)	6	22	60	60	60	60	60	60	60	60	60	60
Dougie BROWN (60)	7	60	54	54	54	54	54	54	54	54	54	54
Andy LOCK (21)	8	21	17	17	17	17	17	17	17	17	17	17
Gary WHITEFORD (17)	9	17	21	21	70	70	70	70	70	70	70	70
Lee SEAGER (93)	10	93	93	70	21	21	21	93	93	93	21	21
Simon HARDY (70)	11	70	70	93	93	93	93	21	21	21	93	93
Paul REID (23)	12	23	23	45	45	45	95	95	95	95	95	95
Martin BULMAN (126)	13	126	34	95	95	95	45	45	45	34	45	45
Gerry SULLIVAN (45)	14	45	45	23	34	34	34	34	34	45	34	34
Darren GREENE (34)	15	34	95	34	23	126	126	126	126	126	126	126
Michael MacKINNON (95)	16	95	126	126	126	23	23	23	23	23	23	23
Darren ANDERSON (31)	17	31	31	31	31	31	31	31	66	66	66	66
Derek McGREGOR (66)	18	66	66	66	66	66	66	66	31	31	31	31
Andrew CRAIGMILE (92)	19	92										

Clerk of the Course :

Sig : Time :

Chief Timekeeper : Ian Sharp (SMART Timing)

 Results available at [www.speedhive.com](http://www.speedhive.com) and [www.smart-timing.co.uk](http://www.smart-timing.co.uk)

Printed: 26/05/2018 12:50:36

Orbits





## KMSC National Motorcycle Racing AC


KMSC Pre-Injection 600's

Knockhill 1.267 miles

Race 7 - 1st Race

26/05/2018 14:45

Race (10 Laps)



POLE POSITION

<b>3</b> 41 Kieran MURRAY	<b>2</b> 168 Paul WISHART	<b>1</b> 15 Jon DICKIE	<b>1</b>
<b>6</b> 60 Dougie BROWN	<b>5</b> 8 Patryk MOTYKA	<b>4</b> 22 William MASON	<b>2</b>
<b>9</b> 70 Simon HARDY	<b>8</b> 17 Gary WHITEFORD	<b>7</b> 54 Cameron ROBB	<b>3</b>
<b>12</b> 95 Michael MacKINNON	<b>11</b> 93 Lee SEAGER	<b>10</b> 21 Andy LOCK	<b>4</b>
<b>15</b> 126 Martin BULMAN	<b>14</b> 34 Darren GREENE	<b>13</b> 45 Gerry SULLIVAN	<b>5</b>
<b>18</b> 31 Darren ANDERSON	<b>17</b> 66 Derek McGREGOR	<b>16</b> 23 Paul REID	<b>6</b>
		<b>19</b> 92 Andrew CRAIGMILE	<b>7</b>

Clerk of the Course :

Orbits

Sig : Time :

Chief Timekeeper : Ian Sharp (SMART Timing)

Results available at [www.speedhive.com](http://www.speedhive.com) and [www.smart-timing.co.uk](http://www.smart-timing.co.uk)

Printed: 26/05/2018 12:48:39



# Race Results

## KMSC National Motorcycle Racing AC

Sorted on Laps

National CB500's

Knockhill 1.267 miles

Race 2 - 1st Race

26/05/2018 13:30

Race (10 Laps) started at 12:51:09

Pos	No.	Name	Make/Model	CC	Class	Laps	Total Tm	Diff	Best Tm	In Lap	Avg. Speed
1	87	Jodie CHALK	Honda	CB500	CB	10	10:09.902		59.723	3	74.784
2	144	Keith SHEPHERD	Honda	CB500	CB	10	10:18.793	8.891	1:00.205	3	73.709
3	47	Steve KAIN	Honda	CB500	CB	10	10:21.965	12.063	1:01.076	3	73.334
4	48	Allan BROOKBANKS	Honda	CB500	CB	10	10:22.233	12.331	1:00.826	10	73.302
5	23	Ross McCLEARY	Honda	CB500	CB	10	10:34.011	24.109	1:02.042	2	71.940
6	13	Andrew BARTON	Honda	CB500	CB	10	10:36.410	26.508	1:01.959	5	71.669
7	96	Andrew KIRKWOOD	Honda	CB500	CB	10	10:37.247	27.345	1:02.281	5	71.575
8	7	Colvin DENHOLM	Honda	CB500	CB	10	10:39.709	29.807	1:02.421	10	71.299
9	26	Raymond REID	Honda	CB500	CB	10	10:56.181	46.279	1:02.889	2	69.510
10	66	Phil ROBINSON	Honda	CB500	CB	10	11:06.375	56.473	1:04.666	2	68.446
11	55	Allan McCLEARY	Honda	CB500	CB	10	11:11.308	1:01.406	1:05.444	2	67.943
12	73	Fraser CAMERON	Yamaha	R6 600	CB	10	11:12.059	1:02.157	1:04.901	10	67.867
13	126	Martin BULMAN	Honda	CB500	CB	9	10:10.169	1 Lap	1:06.085	2	67.276
14	117	Lianne MAYHEW	Honda	CB500	CB	9	10:18.972	1 Lap	1:06.816	9	66.319
15	666	David MAGRATH	Honda	CB500	CB	9	10:26.119	1 Lap	1:07.435	2	65.562

Not classified

DNF	113	Calum PERT	Honda	CB500	CB	2	2:13.468	DNF	1:03.032	2	68.347
-----	-----	------------	-------	-------	----	---	----------	-----	----------	---	--------

Margin of Victory	Avg. Speed	Best Lap Tm	Best Speed	Best Lap by
8.891	74.784	59.723	76.371	87 - Jodie CHALK

Clerk of the Course :

Orbits

Sig : Time :

Chief Timekeeper : Ian Sharp (SMART Timing)

 Results available at [www.speedhive.com](http://www.speedhive.com) and [www.smart-timing.co.uk](http://www.smart-timing.co.uk)

Printed: 26/05/2018 13:05:14



## KMSC National Motorcycle Racing AC

National CB500's

Knockhill 1.267 miles

Race 2 - 1st Race

26/05/2018 13:30

Race (10 Laps) started at 12:51:09

Lap	Time of Day	Lap Tm	S1	S2	S3	SFSpd	S1Spd
(87) Jodie CHALK							
1	12:52:15.686	<b>1:01.148</b>	18.541	22.709	19.898	77.581	91.427
2	12:53:15.418	<b>59.732</b>	17.336	22.449	19.947	111.105	<b>93.465</b>
3	12:54:15.141	<b>59.723</b>	<b>17.295</b>	<b>22.427</b>	20.001	110.922	93.335
4	12:55:15.043	<b>59.902</b>	17.411	22.685	<b>19.806</b>	110.739	92.690
5	12:56:15.012	<b>59.969</b>	17.601	22.476	19.892	111.660	92.947
6	12:57:15.048	<b>1:00.036</b>	17.458	22.683	19.895	<b>112.597</b>	92.308
7	12:58:15.580	<b>1:00.532</b>	17.588	22.657	20.287	112.220	91.802
8	12:59:16.710	<b>1:01.130</b>	17.625	22.678	20.827	111.846	92.435
9	13:00:17.381	<b>1:00.671</b>	17.618	22.852	20.201	110.012	93.205
10	13:01:19.248	<b>1:01.867</b>	17.511	23.007	21.349	110.556	92.818

Lap	Time of Day	Lap Tm	S1	S2	S3	SFSpd	S1Spd
(144) Keith SHEPHERD							
1	12:52:16.658	<b>1:01.803</b>	18.758	22.854	<b>20.191</b>	76.607	91.552
2	12:53:17.309	<b>1:00.651</b>	17.772	<b>22.635</b>	20.244	109.653	<b>92.947</b>
3	12:54:17.514	<b>1:00.205</b>	<b>17.428</b>			109.832	92.181
4	12:55:18.335	<b>1:00.821</b>	17.465	23.081	20.275	<b>110.374</b>	91.552
5	12:56:19.243	<b>1:00.908</b>	17.518	23.061	20.329	110.012	91.055
6	12:57:20.565	<b>1:01.322</b>	17.994	22.832	20.496	110.193	91.677
7	12:58:21.953	<b>1:01.388</b>	17.650			110.193	91.303
8	12:59:22.711	<b>1:00.758</b>	17.627	22.705	20.426	109.653	90.932
9	13:00:24.953	<b>1:02.242</b>	17.721	23.780	20.741	109.118	91.802
10	13:01:28.139	<b>1:03.186</b>	17.644	24.187	21.355	109.118	92.181

Lap	Time of Day	Lap Tm	S1	S2	S3	SFSpd	S1Spd
(47) Steve KAIN							
1	12:52:17.794	<b>1:02.729</b>	18.722			78.397	89.477
2	12:53:18.892	<b>1:01.098</b>	17.555			111.660	<b>93.857</b>
3	12:54:19.968	<b>1:01.076</b>	<b>17.257</b>			112.597	93.726
4	12:55:21.587	<b>1:01.619</b>	17.441			112.597	93.335
5	12:56:23.658	<b>1:02.071</b>	17.696			113.357	92.562
6	12:57:25.680	<b>1:02.022</b>	17.769			111.846	87.494
7	12:58:27.212	<b>1:01.532</b>	17.360			110.922	92.947
8	12:59:28.809	<b>1:01.597</b>	17.639			<b>114.323</b>	92.690
9	13:00:30.147	<b>1:01.338</b>	17.560			92.690	92.690
10	13:01:31.311	<b>1:01.164</b>	17.365				93.076

Lap	Time of Day	Lap Tm	S1	S2	S3	SFSpd	S1Spd
(48) Allan BROOKBANKS							
1	12:52:18.448	<b>1:03.099</b>	18.838	23.598	20.663	78.580	92.054
2	12:53:19.285	<b>1:00.837</b>	17.507	<b>22.970</b>	20.360	110.922	92.562
3	12:54:20.401	<b>1:01.116</b>	<b>17.324</b>	23.188	20.604	112.408	<b>93.465</b>
4	12:55:22.226	<b>1:01.825</b>	17.352	23.864	20.609	111.660	92.308
5	12:56:23.840	<b>1:01.614</b>	17.454	23.531	20.629	111.660	92.308
6	12:57:25.488	<b>1:01.648</b>	17.461	23.488	20.699	<b>113.935</b>	90.686
7	12:58:27.208	<b>1:01.720</b>	17.529	23.352	20.839	110.922	90.564
8	12:59:28.737	<b>1:01.529</b>	17.427	23.311	20.791	110.739	90.686
9	13:00:30.753	<b>1:02.016</b>	17.819	23.642	20.555	109.653	91.427
10	13:01:31.579	<b>1:00.826</b>	17.393	23.226	<b>20.207</b>	111.290	91.928

Lap	Time of Day	Lap Tm	S1	S2	S3	SFSpd	S1Spd
(23) Ross McCLEARY							
1	12:52:20.043	<b>1:04.310</b>	19.642	23.844	20.824	76.172	89.596
2	12:53:22.085	<b>1:02.042</b>	<b>17.756</b>	<b>23.532</b>	20.754	<b>109.653</b>	<b>90.442</b>
3	12:54:24.394	<b>1:02.309</b>	17.882	23.758	<b>20.669</b>	108.238	90.320
4	12:55:27.081	<b>1:02.687</b>	17.937	24.005	20.745	108.238	89.477
5	12:56:29.629	<b>1:02.548</b>	18.068	23.719	20.761	108.064	89.596
6	12:57:32.189	<b>1:02.560</b>	17.916	23.729	20.915	108.764	89.358
7	12:58:34.842	<b>1:02.653</b>	17.970	23.774	20.909	107.372	88.767
8	12:59:37.851	<b>1:03.009</b>	18.168	23.755	21.086	106.520	87.837
9	13:00:40.589	<b>1:02.738</b>	17.956	23.911	20.871	106.859	89.477
10	13:01:43.357	<b>1:02.768</b>	18.121	23.767	20.880	106.689	90.442

Lap	Time of Day	Lap Tm	S1	S2	S3	SFSpd	S1Spd
(13) Andrew BARTON							
1	12:52:22.772	<b>1:05.794</b>	19.956	24.805	21.033	81.343	88.299
2	12:53:24.895	<b>1:02.123</b>	18.216	23.445	<b>20.462</b>	107.890	89.002
3	12:54:27.964	<b>1:03.069</b>	18.034	24.081	20.954	108.764	<b>90.320</b>
4	12:55:30.332	<b>1:02.368</b>	18.134	23.648	20.586	107.890	88.416
5	12:56:32.291	<b>1:01.959</b>	17.993	23.437	20.529	106.859	88.416
6	12:57:34.409	<b>1:02.118</b>	18.088	23.325	20.705	<b>108.941</b>	88.416
7	12:58:36.931	<b>1:02.522</b>	18.398	23.547	20.577	107.372	87.153
8	12:59:38.964	<b>1:02.033</b>	18.238	<b>23.084</b>	20.711	107.372	88.532
9	13:00:41.098	<b>1:02.134</b>	<b>17.842</b>	23.600	20.692	107.717	88.416
10	13:01:45.756	<b>1:04.658</b>	17.926	23.718	23.014	108.064	89.716

(96) Andrew KIRKWOOD							
----------------------	--	--	--	--	--	--	--

Lap	Time of Day	Lap Tm	S1	S2	S3	SFSpd	S1Spd
1	12:52:21.203	<b>1:05.006</b>	19.594			76.694	89.120
2	12:53:24.038	<b>1:02.835</b>	18.598	23.272	20.965	108.588	90.564
3	12:54:28.449	<b>1:04.411</b>	18.290	25.263	20.858	107.717	<b>90.686</b>
4	12:55:30.870	<b>1:02.421</b>	<b>17.977</b>			107.890	89.477
5	12:56:33.151	<b>1:02.281</b>	18.272			108.764	89.477
6	12:57:35.447	<b>1:02.296</b>	18.359	23.258	<b>20.679</b>	<b>108.941</b>	88.767
7	12:58:37.756	<b>1:02.309</b>	18.428	<b>23.151</b>	20.730	108.413	88.767
8	12:59:40.760	<b>1:03.004</b>	18.735			107.717	89.239
9	13:00:43.715	<b>1:02.955</b>	18.470	23.388	21.097	106.859	89.002
10	13:01:46.593	<b>1:02.878</b>	18.545			106.689	89.836

Lap	Time of Day	Lap Tm	S1	S2	S3	SFSpd	S1Spd
(7) Colvin DENHOLM							
1	12:52:23.362	<b>1:07.121</b>	20.710			77.851	87.952
2	12:53:26.127	<b>1:02.765</b>	18.052	23.845	20.868	108.238	89.358
3	12:54:29.373	<b>1:03.246</b>	<b>17.971</b>	24.276	20.999	107.890	90.198
4	12:55:32.285	<b>1:02.912</b>	18.100			107.890	88.884
5	12:56:35.264	<b>1:02.979</b>	18.214	23.977	<b>20.788</b>	107.717	89.596
6	12:57:38.112	<b>1:02.848</b>	18.099			<b>108.413</b>	88.416
7	12:58:40.966	<b>1:02.854</b>	18.269	23.690	20.895	107.544	88.299
8	12:59:43.860	<b>1:02.894</b>	18.193	23.588	21.113	106.351	89.239
9	13:00:46.634	<b>1:02.774</b>	18.074			106.183	88.884
10	13:01:49.055	<b>1:02.421</b>	18.006	<b>23.508</b>	20.907	106.859	<b>90.320</b>

Lap	Time of Day	Lap Tm	S1	S2	S3	SFSpd	S1Spd
(26) Raymond REID							
1	12:52:21.026	<b>1:05.536</b>	19.734	24.559	21.243	75.233	91.552
2	12:53:23.915	<b>1:02.889</b>	18.152	<b>23.596</b>	<b>21.141</b>	108.064	<b>92.308</b>
3	12:54:30.794	<b>1:06.879</b>	<b>18.030</b>	27.601	21.248	108.764	92.181
4	12:55:34.864	<b>1:04.070</b>	18.588	24.005	21.477	107.544	90.198
5	12:56:38.971	<b>1:04.107</b>	18.230	24.213	21.664	<b>109.832</b>	91.179
6	12:57:43.352	<b>1:04.381</b>	18.297	24.188	21.896	108.413	89.957
7	12:58:48.457	<b>1:05.105</b>	18.533	24.646	21.926	108.941	89.358
8	12:59:53.890	<b>1:05.433</b>	18.559	24.673	22.201	104.692	89.596
9	13:00:59.697	<b>1:05.807</b>	18.653	24.792	22.362	104.043	87.494
10	13:02:05.527	<b>1:05.830</b>	18.384	25.072	22.374	105.848	90.198

Lap	Time of Day	Lap Tm	S1	S2	S3	SFSpd	S1Spd
(66) Phil ROBINSON							
1	12:52:22.738	<b>1:06.674</b>	20.451	24.872	21.351	79.795	88.183
2	12:53:27.404	<b>1:04.666</b>	19.092	<b>24.326</b>	<b>21.248</b>	107.717	<b>90.564</b>
3	12:54:32.913	<b>1:05.509</b>	<b>18.919</b>	25.058	21.532	<b>108.238</b>	89.002
4	12:55:38.766	<b>1:05.853</b>	19.151	25.159	21.543	107.372	87.722
5	12:56:44.650	<b>1:05.884</b>	19.112	25.280	21.492	106.520	87.608
6	12:57:50.815						

## KMSC National Motorcycle Racing AC

National CB500's

Knockhill 1.267 miles

Race 2 - 1st Race

26/05/2018 13:30

Race (10 Laps) started at 12:51:09

Lap	Time of Day	Lap Tm	S1	S2	S3	SFSpd	S1Spd	Lap	Time of Day	Lap Tm	S1	S2	S3	SFSpd	S1Spd
3	12:54:37.863	<b>1:06.844</b>	<b>19.318</b>	25.334	22.192	107.372	88.068								
4	12:55:44.875	<b>1:07.012</b>	19.606	25.273	22.133	106.015	86.146								
5	12:56:51.838	<b>1:06.963</b>	19.430	24.912	22.621	106.689	86.368								
6	12:57:58.680	<b>1:06.842</b>	19.454	25.216	22.172	106.351	86.479								
7	12:59:05.866	<b>1:07.186</b>	19.518	25.165	22.503	106.520	85.706								
8	13:00:13.033	<b>1:07.167</b>	19.670	25.415	22.082	105.349	87.380								
9	13:01:19.515	<b>1:06.482</b>	19.577	25.019	21.886	105.184	87.608								
<b>(117) Lianne MAYHEW</b>															
1	12:52:28.185	<b>1:10.446</b>	21.276	26.444	22.726	75.064	82.645								
2	12:53:35.053	<b>1:06.868</b>	19.331	<b>25.395</b>	22.142	101.371	87.266								
3	12:54:44.723	<b>1:09.670</b>	19.423	27.675	22.572	<b>106.015</b>	85.270								
4	12:55:53.127	<b>1:08.404</b>	19.603	26.465	22.336	100.011	83.467								
5	12:57:00.497	<b>1:07.370</b>	18.943	25.976	22.451	103.882	86.368								
6	12:58:07.539	<b>1:07.042</b>	18.969	25.751	22.322	104.043	86.479								
7	12:59:14.450	<b>1:06.911</b>	<b>18.716</b>	25.748	22.447	101.987	85.925								
8	13:00:21.502	<b>1:07.052</b>	19.270	25.697	<b>22.085</b>	99.419	86.146								
9	13:01:28.318	<b>1:06.816</b>	18.915	25.695	22.206	102.454	<b>88.416</b>								
<b>(666) David MAGRATH</b>															
1	12:52:27.100	<b>1:10.437</b>	21.704	26.253	<b>22.480</b>	78.397	85.706								
2	12:53:34.535	<b>1:07.435</b>	<b>19.092</b>	<b>25.794</b>	22.549	102.926	<b>87.494</b>								
3	12:54:44.341	<b>1:09.806</b>	19.550	27.493	22.763	99.419	86.590								
4	12:55:52.567	<b>1:08.226</b>	19.787	25.826	22.613	101.987	84.732								
5	12:57:00.344	<b>1:07.777</b>	19.208	26.010	22.559	103.402	84.412								
6	12:58:09.322	<b>1:08.978</b>	19.192	26.490	23.296	<b>103.882</b>	84.839								
7	12:59:18.181	<b>1:08.859</b>	19.526	26.153	23.180	97.117	84.200								
8	13:00:26.733	<b>1:08.552</b>	19.670	26.216	22.666	98.688	85.706								
9	13:01:35.465	<b>1:08.732</b>	19.565	26.275	22.892	102.926	86.814								
<b>(113) Calum PERT</b>															
1	12:52:19.782	<b>1:04.283</b>	19.389	23.964	20.930	80.465	90.564								
2	12:53:22.814	<b>1:03.032</b>	<b>18.315</b>	<b>23.845</b>	<b>20.872</b>	108.764	<b>92.562</b>								

Clerk of the Course :

Sig : Time :

Chief Timekeeper : Ian Sharp (SMART Timing)

Results available at [www.speedhive.com](http://www.speedhive.com) and [www.smart-timing.co.uk](http://www.smart-timing.co.uk)

Printed: 26/05/2018 13:05:35

Orbits



## KMSC National Motorcycle Racing AC

## Lapchart

National CB500's

Knockhill 1.267 miles

Race 2 - 1st Race

26/05/2018 13:30

Race (10 Laps) started at 12:51:09

Competitors	Laps										
	0	1	2	3	4	5	6	7	8	9	10
Jodie CHALK (87)	1	87	87	87	87	87	87	87	87	87	87
Keith SHEPHERD (144)	2	144	144	144	144	144	144	144	144	144	144
Steve KAIN (47)	3	47	47	47	47	47	48	48	48	47	47
Allan BROOKBANKS (48)	4	48	48	48	48	48	47	47	47	48	48
Raymond REID (26)	5	26	113	23	23	23	23	23	23	23	23
Calum PERT (113)	6	113	23	113	13	13	13	13	13	13	13
Ross McCLEARY (23)	7	23	26	26	96	96	96	96	96	96	96
Phil ROBINSON (66)	8	66	96	96	7	7	7	7	7	7	7
Andrew KIRKWOOD (96)	9	96	66	13	26	26	26	26	26	26	26
Colvin DENHOLM (7)	10	7	13	7	66	66	66	66	66	66	66
Allan McCLEARY (55)	11	55	7	66	55	55	55	55	55	55	55
David MAGRATH (666)	12	666	55	55	126	126	126	126	126	73	73
Martin BULMAN (126)	13	126	126	126	73	73	73	73	73	126	126
Andrew BARTON (13)	14	13	666	73	666	666	666	117	117	117	117
Fraser CAMERON (73)	15	73	73	666	117	117	117	666	666	666	666
Lianne MAYHEW (117)	16	117	117	117							

Clerk of the Course :

Sig : Time :

Chief Timekeeper : Ian Sharp (SMART Timing)

 Results available at [www.speedhive.com](http://www.speedhive.com) and [www.smart-timing.co.uk](http://www.smart-timing.co.uk)

Printed: 26/05/2018 13:05:59

Orbits



## KMSC National Motorcycle Racing AC


KMSC Championship CB500's

Knockhill 1.267 miles

Race 8 - 1st Race

26/05/2018 15:00

Race (10 Laps)



POLE POSITION

<b>3</b> 47 Steve KAIN	<b>2</b> 144 Keith SHEPHERD	<b>1</b> 87 Jodie CHALK	<b>1</b>
<b>6</b> 13 Andrew BARTON	<b>5</b> 23 Ross McCLEARY	<b>4</b> 48 Allan BROOKBANKS	<b>2</b>
<b>9</b> 26 Raymond REID	<b>8</b> 7 Colvin DENHOLM	<b>7</b> 96 Andrew KIRKWOOD	<b>3</b>
<b>12</b> 73 Fraser CAMERON	<b>11</b> 55 Allan McCLEARY	<b>10</b> 66 Phil ROBINSON	<b>4</b>
<b>15</b> 666 David MAGRATH	<b>14</b> 117 Lianne MAYHEW	<b>13</b> 126 Martin BULMAN	<b>5</b>
		<b>16</b> 113 Calum PERT	<b>6</b>

Clerk of the Course :

Sig :                      Time :

Chief Timekeeper : Ian Sharp (SMART Timing)

Results available at [www.speedhive.com](http://www.speedhive.com) and [www.smart-timing.co.uk](http://www.smart-timing.co.uk)

Printed: 26/05/2018 13:04:44

Orbits



# Race Results

## KMSC National Motorcycle Racing AC

Sorted on Laps

Scottish Championship Superbikes &amp; KMSC Clubman

Knockhill 1.267 miles

Race 3 - 1st Race

26/05/2018 13:45

Race (10 Laps) started at 13:10:23

Pos	No.	Name	Make/Model	CC	Class	Laps	Total Tm	Diff	Best Tm	In Lap	Avg. Speed
1	94	Greg GILFILLAN	BMW	S1000RR	SB	10	8:33.810		50.249	9	88.770
2	99	Callum GRIGOR	Kawasaki	ZX10RR	SB	10	8:34.376	0.566	50.672	2	88.672
3	34	John DEAN	BMW	S1000RR	SB	10	8:37.601	3.791	50.757	4	88.120
4	72	Sean GILFILLAN	Ducati	Panigale	SB	10	8:37.737	3.927	50.655	5	88.097
5	45	Ewan GRAY	Kawasaki	ZX10R	SB	10	8:40.256	6.446	50.968	3	87.670
6	9	Kristopher DUNCAN	Kawasaki	ZX10R	SB	10	8:54.105	20.295	52.091	2	85.397
7	32	John MacDONALD	Yamaha		SB	10	8:56.533	22.723	52.028	3	85.010
8	71	Gavin JONES	Yamaha	R1	C	10	9:00.777	26.967	53.026	8	84.343
9	18	Clint WALKER	BMW	S1000RR	C	10	9:02.746	28.936	53.168	8	84.037
10	47	Alan BRYCE	BMW	1000RR	SB	10	9:04.076	30.266	53.161	7	83.832
11	75	Charlie BUNYAN	Kawasaki	ZX10R	C	10	9:06.125	32.315	53.077	8	83.517
12	67	Des BURNS	Kawasaki	ZX10R	C	10	9:06.993	33.183	53.176	5	83.385
13	122	David SUDDER	Suzuki	GSXR 1000	C	10	9:07.808	33.998	53.055	9	83.261
14	30	Alan RENNIE	Honda	Fireblade	C	10	9:11.996	38.186	53.818	6	82.629
15	11	Richard HUGHES	BMW	S1000RR	SB	10	9:12.132	38.322	53.522	2	82.609
16	28	Andrew BUCHANAN	Yamaha	R1	C	10	9:27.692	53.882	54.285	9	80.344
17	69	Rodney SCOTT	BMW	S1000RR	SB	9	8:36.850	1 Lap	54.616	5	79.423
18	37	Steven PATTERSON	Yamaha	YZF R1	C	9	8:37.170	1 Lap	55.865	2	79.374
19	41	Lukasz PIEC	BMW	S1000RR	C	9	8:43.226	1 Lap	55.769	9	78.455
20	38	Craig MARTIN	Honda	CBR900 RR-Y	C	9	8:50.156	1 Lap	56.898	8	77.430
21	51	Calum JACKSON	Suzuki	GSXR1000	C	9	8:52.710	1 Lap	57.421	5	77.058
22	222	Colin READ	BMW	S1000RR	C	9	8:57.581	1 Lap	58.029	5	76.360
23	19	Nic BOYES	Ducati	848	SB	9	9:12.603	1 Lap	59.464	7	74.284

## Not classified

DNF	1	Bruce BIRNIE	BMW	S1000RR	SB	3	2:42.552	DNF	51.473	2	84.178
DNF	88	Lewis ROLLO	Kawasaki	ZX10R	SB	1	1:07.347	DNF	53.987	1	67.725

## Announcements

New Track Record (50.249) for KMSC Superbikes by Greg GILFILLAN.

Margin of Victory	Avg. Speed	Best Lap Tm	Best Speed	Best Lap by
0.566	88.770	50.249	90.770	94 - Greg GILFILLAN

Clerk of the Course :

Sig : Time :

Chief Timekeeper : Ian Sharp (SMART Timing)

 Results available at [www.speedhive.com](http://www.speedhive.com) and [www.smart-timing.co.uk](http://www.smart-timing.co.uk)

Printed: 26/05/2018 13:23:43

Orbits



## KMSC National Motorcycle Racing AC

Scottish Championship Superbikes &amp; KMSC Clubman

Knockhill 1.267 miles

Race 3 - 1st Race

26/05/2018 13:45

Race (10 Laps) started at 13:10:23

Lap	Time of Day	Lap Tm	S1	S2	S3	SFSpd	S1Spd	Lap	Time of Day	Lap Tm	S1	S2	S3	SFSpd	S1Spd								
<b>(94) Greg GILFILLAN</b>																							
1	13:11:19.897	52.147	15.506	19.845	16.796		127.824	1	13:11:22.105	53.707	15.760	20.687	17.260		128.313								
2	13:12:10.554	50.657	14.470	19.375	16.812		130.053	2	13:12:14.556	52.451	15.235	20.054	17.162		128.068								
3	13:13:01.119	50.565	14.566	19.280	16.719		130.560	3	13:13:06.584	52.028	14.931	20.026	17.071		128.805								
4	13:13:51.897	50.778	14.473	19.385	16.920		132.102	4	13:13:59.118	52.534	15.067	20.179	17.288		126.380								
5	13:14:42.563	50.666	14.606	19.236	16.824		132.102	5	13:14:51.994	52.876	15.137	20.330	17.409		124.044								
6	13:15:34.352	51.789	15.088	19.210	17.491		131.326	6	13:15:44.764	52.770	15.119	20.177	17.474		127.824								
7	13:16:24.690	50.338	14.523	19.124	16.691		131.326	7	13:16:37.841	53.077	15.268	20.061	17.748		126.618								
8	13:17:15.901	51.211	14.761	19.670	16.780		133.680	8	13:17:31.386	53.545	15.305	20.535	17.705		123.815								
9	13:18:06.150	50.249	14.550	19.080	16.619		132.102	9	13:18:24.879	53.493	15.656	20.455	17.382		126.142								
10	13:18:57.152	51.002	14.568	19.636	16.798		130.053	10	13:19:19.875	54.996	15.270	21.435	18.291		127.581								
<b>(99) Callum GRIGOR</b>																							
1	13:11:19.665	51.590	15.364	19.440	16.786		128.559	<b>(71) Gavin JONES</b>								1	13:11:23.833	55.109	16.632	20.870	17.607		124.273
2	13:12:10.337	50.672	14.523	19.317	16.832		127.339	2	13:12:17.122	53.289	15.182	20.443	17.664		123.587								
3	13:13:01.107	50.770	14.561	19.290	16.919		130.560	3	13:13:10.456	53.334	15.261	20.669	17.404		124.504								
4	13:13:52.111	51.004	14.852	19.358	16.794		129.053	4	13:14:04.159	53.703	15.913	20.371	17.419		125.201								
5	13:14:42.787	50.676	14.794	19.154	16.728		128.068	5	13:14:57.732	53.573	15.119	20.552	17.902		122.683								
6	13:15:33.670	50.883	14.498	19.304	17.081		131.070	6	13:15:50.949	53.217	15.361	20.301	17.555		124.273								
7	13:16:24.475	50.805	14.418	19.372	17.015		129.053	7	13:16:44.143	53.194	15.254	20.413	17.527		123.815								
8	13:17:15.182	50.707	14.570	19.304	16.833		129.802	8	13:17:37.169	53.026	15.059	20.434	17.633		124.968								
9	13:18:06.136	50.954	14.573	19.394	16.987		127.824	9	13:18:30.622	53.453	15.486	20.176	17.791		123.360								
10	13:18:57.718	51.582	14.615	19.838	17.129		129.802	10	13:19:24.119	53.497	15.451	20.443	17.603		123.133								
<b>(34) John DEAN</b>																							
1	13:11:20.101	52.181	15.466	20.051	16.664		130.560	<b>(18) Clint WALKER</b>								1	13:11:23.495	54.274	15.919	20.891	17.464		126.857
2	13:12:10.906	50.805	14.662	19.327	16.816		135.298	2	13:12:16.990	53.495	15.339	20.457	17.699		125.905								
3	13:13:01.736	50.830	14.422	19.403	17.005		136.675	3	13:13:10.390	53.400	15.198	20.581	17.621		124.273								
4	13:13:52.493	50.757	14.488	19.450	16.819		133.680	4	13:14:03.883	53.493	15.174	20.648	17.671		124.273								
5	13:14:43.362	50.869	14.607	19.465	16.797		135.298	5	13:14:58.052	54.169	15.201	20.631	18.337		125.905								
6	13:15:34.610	51.248	14.725	19.410	17.113		133.947	6	13:15:51.998	53.946	15.343	20.754	17.849		124.273								
7	13:16:25.524	50.914	14.660	19.350	16.904		134.215	7	13:16:45.393	53.395	15.185	20.427	17.783		125.201								
8	13:17:17.598	52.074	14.937	20.045	17.092		133.150	8	13:17:38.561	53.168	15.197	20.259	17.712		125.435								
9	13:18:09.610	52.012	14.937	19.920	17.155		136.121	9	13:18:32.160	53.599	15.256	20.568	17.775	144.317	122.908								
10	13:19:00.943	51.333	14.740	19.645	16.948		134.484	10	13:19:26.088	53.928	15.575	20.583	17.770	141.577	121.352								
<b>(72) Sean GILFILLAN</b>																							
1	13:11:20.955	52.844	16.036	20.084	16.724		129.053	<b>(17) Alan BRYCE</b>								1	13:11:25.931	56.691	16.968	21.929	17.794		116.506
2	13:12:11.684	50.729	14.555	19.514	16.660		132.362	2	13:12:19.237	53.306	15.087	20.548	17.671		125.201								
3	13:13:02.692	51.008	14.652	19.699	16.657		133.947	3	13:13:13.064	53.827	15.194	20.740	17.893		127.339								
4	13:13:53.899	51.207	14.939	19.596	16.672		132.102	4	13:14:06.838	53.774	15.150	20.862	17.762		126.142								
5	13:14:44.554	50.655	14.525	19.274	16.856		131.070	5	13:15:00.049	53.211	15.167	20.563	17.481		124.044								
6	13:15:35.825	51.271	14.764	19.330	17.177		131.584	6	13:15:53.811	53.762	15.156	20.793	17.813		128.068								
7	13:16:27.019	51.194	14.935	19.422	16.837		129.053	7	13:16:46.972	53.161	15.200	20.467	17.494		127.824								
8	13:17:18.650	51.631	14.939	19.708	16.984		131.842	8	13:17:40.470	53.498	15.320	20.495	17.683		124.735								
9	13:18:09.956	51.306	14.647	19.418	17.241		132.102	9	13:18:34.204	53.734	15.159	20.830	17.745		126.857								
10	13:19:01.079	51.123	14.628	19.735	16.760		130.814	10	13:19:27.418	53.214	15.178	20.410	17.626		127.581								
<b>(45) Ewan GRAY</b>																							
1	13:11:20.635	52.265	15.667	19.716	16.882		125.670	<b>(75) Charlie BUNYAN</b>								1	13:11:26.624	57.448	17.244	22.303	17.901		117.526
2	13:12:11.642	51.007	14.618	19.415	16.974		128.068	2	13:12:20.974	54.350	15.555	21.100	17.695		124.504								
3	13:13:02.610	50.968	14.559	19.451	16.958		130.814	3	13:13:14.596	53.622	15.395	20.659	17.568		127.581								
4	13:13:53.861	51.251	14.716	19.494	17.041		130.306	4	13:14:09.004	54.408	15.611	21.196	17.601		122.014								
5	13:14:45.183	51.322	14.745	19.491	17.086		130.053	5	13:15:02.891	53.887	15.325	20.941	17.621		124.273								
6	13:15:36.595	51.412	14.928	19.323	17.161		129.053	6	13:15:56.075	53.184	15.192	20.336	17.656		126.142								
7	13:16:27.827	51.232	14.854	19.380	16.998		128.313	7	13:16:50.096	54.021	15.449	20.561	18.011		127.581								
8	13:17:19.791	51.964	14.812	19.675	17.477		129.802	8	13:17:43.173	53.077	15.111	20.348	17.618		129.302								
9	13:18:11.727	51.936	15.008	19.554	17.374		127.581	9	13:18:36.296	53.123	15.103	20.289	17.731		128.068								
10	13:19:03.598	51.871	14.835	19.649	17.387		128.068	10	13:19:29.467	53.171	15.609	20.148	17.414		123.133								
<b>(9) Kristopher DUNCAN</b>																							
1	13:11:22.635	54.243	16.388				128.559	<b>(67) Des BURNS</b>								1	13:11:24.770	55.686	16.491				126.142
2	13:12:14.726	52.091	14.898				128.313	2	13:12:18.548	53.778	15.521	20.703	17.554		125.201								
3	13:13:06.960	52.234	15.036				129.053	3	13:13:12.623	54.075	15.487				124.968								
4	13:13:59.301	52.341	15.261				126.142	4	13:14:06.488	53.865	15.304	20.957	17.604		127.339								
5	13:14:52.208	52.907	15.099				126.857	5	13:14:59.664	53.176	15.016	20.719	17.441		128.068								
6	13:15:44.970	52.762	15.257				128.068	6	13:15:53.377	53.713	15.370				125.435								
7	13:16:38.067	53.097	15.355				131.584	7	13:16:47.742	54.365	15.450				126.857								
8	13:17:31.420	53.353	15.190				125.905	8	13:17:42.101	54.359	15.628				124.735								
9	13:18:24.113	52.693	15.273				129.551	9	13:18:36.153	54.052	15.338				125.905								
10	13:19:17.447	53.334	15.054				125.201	10	13:19:30.335	54.182	15.932				120.265								
<b>(32) John MacDONALD</b>																							
1	13:11:25.801	56.837	17.090	21.836	17.911		122.014	<b>(122) David SUDDER</b>								1	13:11:25.801	56.837	17.090	21.836	17.911		122.014
2																							



## KMSC National Motorcycle Racing AC

Scottish Championship Superbikes &amp; KMSC Clubman

Knockhill 1.267 miles

Race 3 - 1st Race

26/05/2018 13:45

Race (10 Laps) started at 13:10:23

Lap	Time of Day	Lap Tm	S1	S2	S3	SFSpd	S1Spd	Lap	Time of Day	Lap Tm	S1	S2	S3	SFSpd	S1Spd
3	13:13:14.391	<b>53.607</b>	15.365	20.581	17.661		124.273	7	13:17:13.514	<b>56.007</b>	<b>15.705</b>	21.933	18.369		115.703
4	13:14:09.360	<b>54.969</b>	15.619	21.205	18.145		117.940	8	13:18:10.799	<b>57.285</b>	17.040	21.858	18.387		<b>117.733</b>
5	13:15:03.630	<b>54.270</b>	15.750	20.840	17.680		124.273	9	13:19:06.568	<b>55.769</b>	15.860	<b>21.657</b>	18.252		117.116
6	13:15:57.485	<b>53.855</b>	15.479	20.504	17.872		123.360	(38) Craig MARTIN							
7	13:16:51.348	<b>53.863</b>	15.444	20.681	17.738		<b>125.201</b>	1	13:11:32.051	<b>1:01.523</b>	18.313	23.875	19.335		110.556
8	13:17:44.703	<b>53.355</b>	15.432	20.294	17.629		123.815	2	13:12:30.220	<b>58.169</b>	16.416	22.468	19.285		115.703
9	13:18:37.758	<b>53.055</b>	<b>15.271</b>	<b>20.174</b>	17.610		122.236	3	13:13:28.884	<b>58.664</b>	16.523	22.683	19.458		115.703
10	13:19:31.150	<b>53.392</b>	15.494	20.327	<b>17.571</b>		119.621	4	13:14:27.350	<b>58.466</b>	16.593	22.784	19.089		114.910
(30) Alan RENNIE								5	13:15:25.176	<b>57.826</b>	<b>15.969</b>	22.825	19.032		<b>118.565</b>
1	13:11:25.091	<b>55.817</b>	16.738	21.211	17.868		127.098	6	13:16:22.186	<b>57.010</b>	16.256	<b>21.605</b>	19.149		117.321
2	13:12:18.940	<b>53.849</b>	<b>15.417</b>				<b>129.551</b>	7	13:17:19.089	<b>56.903</b>	16.240	21.972	18.691		109.653
3	13:13:13.375	<b>54.435</b>	15.719	20.917	17.799		127.339	8	13:18:15.987	<b>56.898</b>	16.587	21.751	<b>18.560</b>		115.903
4	13:14:09.508	<b>56.133</b>	17.166	21.123	17.844		116.103	9	13:19:13.498	<b>57.511</b>	16.160	22.014	19.337		109.118
5	13:15:03.997	<b>54.489</b>	15.691	21.001	<b>17.797</b>		122.683	(51) Calum JACKSON							
6	13:15:57.815	<b>53.818</b>	15.434	20.562	17.822		126.857	1	13:11:30.568	<b>1:00.529</b>	17.787	23.436	19.306		116.912
7	13:16:52.314	<b>54.499</b>	15.464	20.636	18.399		129.302	2	13:12:29.212	<b>58.644</b>	<b>16.166</b>	23.271	19.207		119.835
8	13:17:46.373	<b>54.059</b>	15.500	<b>20.559</b>	18.000		129.302	3	13:13:28.245	<b>59.033</b>	16.574	23.268	19.191		118.565
9	13:18:40.465	<b>54.092</b>	15.553				128.805	4	13:14:25.677	<b>57.432</b>	16.489	<b>22.055</b>	<b>18.888</b>		121.792
10	13:19:35.338	<b>54.873</b>	15.518	21.385	17.970		124.273	5	13:15:23.098	<b>57.421</b>	16.402	22.092	18.927		120.697
(11) Richard HUGHES								6	13:16:22.015	<b>58.917</b>	16.829	22.707	19.381		118.356
1	13:11:26.204	<b>56.625</b>	16.703	22.137	17.785		117.526	7	13:17:20.716	<b>58.701</b>	17.093	22.556	19.052		111.105
2	13:12:19.726	<b>53.522</b>	<b>15.408</b>	<b>20.672</b>	<b>17.442</b>		<b>126.857</b>	8	13:18:18.399	<b>57.683</b>	16.351	22.117	19.215		<b>123.587</b>
3	13:13:13.884	<b>54.158</b>	15.468	21.049	17.641		120.915	9	13:19:16.052	<b>57.653</b>	16.421	22.294	18.938		121.792
4	13:14:08.784	<b>54.900</b>	15.886	21.243	17.771		118.985	(222) Colin READ							
5	13:15:03.127	<b>54.343</b>	15.430	21.399	17.514		120.697	1	13:11:31.404	<b>1:00.771</b>	17.590	23.859	19.322		109.296
6	13:15:56.862	<b>53.735</b>	15.447	20.710	17.578		120.697	2	13:12:29.814	<b>58.410</b>	<b>16.203</b>	22.925	19.282		<b>116.304</b>
7	13:16:51.184	<b>54.322</b>	15.637	20.889	17.796		121.792	3	13:13:28.723	<b>58.909</b>	16.577	23.584	<b>18.748</b>		113.742
8	13:17:45.724	<b>54.540</b>	15.728	21.030	17.782		121.352	4	13:14:26.865	<b>58.142</b>	16.300	22.956	18.886		115.107
9	13:18:40.211	<b>54.487</b>	15.563	21.054	17.870		122.459	5	13:15:24.894	<b>58.029</b>	16.292	22.733	19.004		115.504
10	13:19:35.474	<b>55.263</b>	15.623	21.363	18.277		119.621	6	13:16:23.766	<b>58.872</b>	17.115	<b>22.729</b>	19.028		112.408
(28) Andrew BUCHANAN								7	13:17:23.046	<b>59.280</b>	17.070	23.231	18.979		108.764
1	13:11:30.631	<b>1:00.362</b>	17.714	24.243	18.405		116.912	8	13:18:21.687	<b>58.641</b>	16.641	23.044	18.956		114.714
2	13:12:29.312	<b>58.681</b>	16.270	23.297	19.114		<b>120.697</b>	9	13:19:20.923	<b>59.236</b>	16.724	23.069	19.443		111.290
3	13:13:26.627	<b>57.315</b>	16.135	22.668	18.512		118.565	(19) Nic BOYES							
4	13:14:22.266	<b>55.639</b>	15.776	21.446	18.417		117.733	1	13:11:34.769	<b>1:04.112</b>	18.604	24.772	20.736		100.161
5	13:15:16.554	<b>54.288</b>	15.625	20.969	<b>17.694</b>		118.565	2	13:12:34.898	<b>1:00.129</b>	17.204	23.189	19.736		101.987
6	13:16:11.866	<b>55.312</b>	15.839	21.695	17.778		118.356	3	13:13:35.188	<b>1:00.290</b>	17.177	23.476	19.637		102.768
7	13:17:07.174	<b>55.308</b>	15.491	21.568	18.249		118.775	4	13:14:35.953	<b>1:00.765</b>	17.101	23.959	19.705		97.257
8	13:18:01.538	<b>54.364</b>	<b>15.446</b>	<b>20.910</b>	18.008		117.940	5	13:15:36.674	<b>1:00.721</b>	16.973	23.517	20.231		101.524
9	13:18:55.823	<b>54.285</b>	15.538	20.947	17.800		120.697	6	13:16:36.603	<b>59.929</b>	17.001	23.312	19.616		100.011
10	13:19:51.034	<b>55.211</b>	15.789	21.295	18.127		118.356	7	13:17:36.067	<b>59.464</b>	<b>16.852</b>	<b>23.053</b>	<b>19.559</b>		100.011
(69) Rodney SCOTT								8	13:18:36.210	<b>1:00.143</b>	16.889	23.325	19.929		101.524
1	13:11:33.346	<b>59.439</b>	17.237	23.115	19.087		<b>128.805</b>	9	13:19:35.945	<b>59.735</b>	17.000	23.111	19.624		<b>103.084</b>
2	13:12:29.976	<b>56.630</b>	15.839	22.169	18.622		122.014	(1) Bruce BIRNIE							
3	13:13:26.741	<b>56.765</b>	15.942	22.478	18.345		119.621	1	13:11:22.301	<b>53.689</b>	15.711	20.790	17.188		132.102
4	13:14:22.447	<b>55.706</b>	15.899	21.714	18.093		127.824	2	13:12:13.774	<b>51.473</b>	<b>14.606</b>	<b>19.728</b>	<b>17.139</b>		<b>133.680</b>
5	13:15:17.063	<b>54.616</b>	15.628	<b>21.211</b>	<b>17.777</b>		124.504	3	13:13:05.894	<b>52.120</b>	14.713	19.957	17.450		132.624
6	13:16:12.339	<b>55.276</b>	15.472	21.900	17.904		127.824	(88) Lewis ROLLO							
7	13:17:07.264	<b>54.925</b>	<b>15.337</b>	21.552	18.036		128.068	1	13:11:30.689	<b>53.987</b>	<b>15.278</b>	<b>20.833</b>	<b>17.876</b>		<b>129.802</b>
8	13:18:03.590	<b>56.326</b>	16.205	21.979	18.142		122.459								
9	13:19:00.192	<b>56.602</b>	15.557	21.989	19.056		126.142								
(37) Steven PATTERSON															
1	13:11:28.030	<b>58.432</b>	17.514	22.534	18.384		121.133								
2	13:12:23.895	<b>55.865</b>	<b>15.890</b>	<b>21.739</b>	18.236		123.815								
3	13:13:20.259	<b>56.364</b>	15.933	22.011	18.420		123.360								
4	13:14:17.137	<b>56.878</b>	16.072	22.133	18.673		124.735								
5	13:15:14.112	<b>56.975</b>	16.198	22.220	18.557		115.504								
6	13:16:10.681	<b>56.569</b>	16.044	22.082	18.443		123.360								
7	13:17:07.033	<b>56.352</b>	16.195	21.786	18.371		123.815								
8	13:18:03.435	<b>56.402</b>	16.291	21.933	<b>18.178</b>		122.459								
9	13:19:00.512	<b>57.077</b>	16.354	21.892	18.831	<b>136.675</b>	<b>125.670</b>								
(41) Lukasz PIEC															
1	13:11:29.833	<b>59.902</b>	17.589	23.344	18.969		114.714								
2	13:12:28.621	<b>58.788</b>	16.637	23.189	18.962		113.742								
3	13:13:26.462	<b>57.841</b>	16.327	22.842	18.672		116.709								
4	13:14:24.516	<b>58.054</b>	17.067	22.717	18.270		100.011								
5	13:15:20.593	<b>56.077</b>	15.835	22.011	<b>18.231</b>		117.116								
6	13:16:17.507	<b>56.914</b>	15.969	22.493	18.452		116.506								

Clerk of the Course :

Sig : Time :

Chief Timekeeper : Ian Sharp (SMART Timing)

 Results available at [www.speedhive.com](http://www.speedhive.com) and [www.smart-timing.co.uk](http://www.smart-timing.co.uk)

Printed: 26/05/2018 13:24:17

Orbits



## KMSC National Motorcycle Racing AC

## Lapchart

Scottish Championship Superbikes & KMSC Clubman

Knockhill 1.267 miles

Race 3 - 1st Race

26/05/2018 13:45

Race (10 Laps) started at 13:10:23

Competitors	Laps											
	0	1	2	3	4	5	6	7	8	9	10	
Greg GILFILLAN (94)	1	94	99	99	99	94	94	99	99	99	99	94
John DEAN (34)	2	34	94	94	94	99	99	94	94	94	94	99
Callum GRIGOR (99)	3	99	34	34	34	34	34	34	34	34	34	34
Sean GILFILLAN (72)	4	72	45	45	45	45	72	72	72	72	72	72
Ewan GRAY (45)	5	45	72	72	72	72	45	45	45	45	45	45
Kristopher DUNCAN (9)	6	9	32	1	1	32	32	32	32	32	9	9
John MacDONALD (32)	7	32	1	32	32	9	9	9	9	9	32	32
Bruce BIRNIE (1)	8	1	9	9	9	18	71	71	71	71	71	71
Gavin JONES (71)	9	71	18	18	18	71	18	18	18	18	18	18
David SUDDER (122)	10	122	71	71	71	67	67	67	47	47	47	47
Des BURNS (67)	11	67	67	67	67	47	47	47	67	67	67	75
Charlie BUNYAN (75)	12	75	30	30	47	11	75	75	75	75	75	67
Clint WALKER (18)	13	18	122	47	30	75	11	11	11	122	122	122
Alan BRYCE (47)	14	47	47	11	11	122	122	122	122	11	11	30
Alan RENNIE (30)	15	30	11	122	122	30	30	30	30	30	30	11
Richard HUGHES (11)	16	11	75	75	75	37	37	37	37	28	28	28
Steven PATTERSON (37)	17	37	37	37	37	28	28	28	28	28	37	69
Lukasz PIEC (41)	18	41	41	41	41	69	69	69	69	69	69	37
Calum JACKSON (51)	19	51	51	51	28	41	41	41	41	41	41	41
Andrew BUCHANAN (28)	20	28	28	28	69	51	51	51	38	38	38	38
Craig MARTIN (38)	21	38	88	222	51	222	222	38	51	51	51	51
Colin READ (222)	22	222	222	69	222	38	38	222	222	222	222	222
Nic BOYES (19)	23	19	38	38	38	19	19	19	19	19	19	19
Rodney SCOTT (69)	24	69	69	19	19							
Lewis ROLLO (88)	25	88	19									

Clerk of the Course :

Sig : Time :

Chief Timekeeper : Ian Sharp (SMART Timing)

Results available at [www.speedhive.com](http://www.speedhive.com) and [www.smart-timing.co.uk](http://www.smart-timing.co.uk)

Printed: 26/05/2018 13:24:57

Orbits



## KMSC National Motorcycle Racing AC


KMSC Championship Superbikes & KMSC Clubman

Knockhill 1.267 miles

Race 9 - 1st Race

26/05/2018 15:15

Race (10 Laps)



POLE POSITION

<b>3</b> 34 John DEAN	<b>2</b> 99 Callum GRIGOR	<b>1</b> 94 Greg GILFILLAN	<b>1</b>
<b>6</b> 9 Kristopher DUNCAN	<b>5</b> 45 Ewan GRAY	<b>4</b> 72 Sean GILFILLAN	<b>2</b>
<b>9</b> 18 Clint WALKER	<b>8</b> 71 Gavin JONES	<b>7</b> 32 John MacDONALD	<b>3</b>
<b>12</b> 67 Des BURNS	<b>11</b> 75 Charlie BUNYAN	<b>10</b> 47 Alan BRYCE	<b>4</b>
<b>15</b> 11 Richard HUGHES	<b>14</b> 30 Alan RENNIE	<b>13</b> 122 David SUDDER	<b>5</b>
<b>18</b> 37 Steven PATTERSON	<b>17</b> 69 Rodney SCOTT	<b>16</b> 28 Andrew BUCHANAN	<b>6</b>
<b>21</b> 51 Calum JACKSON	<b>20</b> 38 Craig MARTIN	<b>19</b> 41 Lukasz PIEC	<b>7</b>
<b>24</b> 1 Bruce BIRNIE	<b>23</b> 19 Nic BOYES	<b>22</b> 222 Colin READ	<b>8</b>
		<b>25</b> 88 Lewis ROLLO	<b>9</b>

Clerk of the Course :

Sig : Time :

Chief Timekeeper : Ian Sharp (SMART Timing)

Results available at [www.speedhive.com](http://www.speedhive.com) and [www.smart-timing.co.uk](http://www.smart-timing.co.uk)

Orbits



# Race Results

## KMSC National Motorcycle Racing AC

Sorted on Laps

Scottish Championship Lightweights

Knockhill 1.267 miles

Race 4 - 1st Race

26/05/2018 14:00

Race (10 Laps) started at 13:25:21

Pos	No.	Name	Make/Model	CC	Class	Laps	Total Tm	Diff	Best Tm	In Lap	Avg. Speed
1	21	Grant REID	Kawasaki	ER6	SL	10	9:22.095		55.096	6	81.145
2	155	Scott CAMPBELL	Kawasaki	ER6 650	SL	10	9:22.188	0.093	54.977	10	81.131
3	34	Kenneth THIRLWALL	Kawasaki	ER6	SL	10	9:33.693	11.598	55.979	4	79.504
4	88	Lewis NICOL	Suzuki	SV650	SL	10	9:36.641	14.546	56.399	5	79.098
5	66	Kevin WATRET	Kawasaki	ER6	SL	10	9:38.525	16.430	56.682	4	78.840
6	85	Steven HORNE	Kawasaki	ER6	SL	10	9:39.482	17.387	56.188	9	78.710
7	800	Gordon CLARK	Kawasaki	ER6 650	SL	10	9:45.194	23.099	57.290	5	77.942
8	22	Allan BROWN	Suzuki	SV650	SL	10	9:49.502	27.407	57.681	5	77.372
9	13	Andrew BARTON	Kawasaki	ER650	SL	10	9:52.961	30.866	57.301	4	76.921
10	39	Stuart HAMILTON	Suzuki	SV650	SL	10	9:57.904	35.809	58.752	8	76.285
11	16	Gerry KEIRNAN	Kawasaki	ER6	SL	10	10:07.534	45.439	59.473	3	75.076
12	74	Christine WATSON	Kawasaki	ER6	SL	10	10:12.198	50.103	59.692	4	74.504
13	15	Finlay MILNE	Suzuki	SV650	SL	10	10:12.488	50.393	59.565	7	74.468
14	7	Raymond DUGUID	Yamaha	TRX850	SL	10	10:12.615	50.520	59.756	6	74.453
15	26	Chris COCHRANE	Kawasaki	ER650	SL	9	9:32.696	1 Lap	1:01.955	2	71.678

Not classified

DNS	278	Paul MARSHALL	Kawasaki	ER6	SL			DNS		0	-
-----	-----	---------------	----------	-----	----	--	--	-----	--	---	---

Margin of Victory	Avg. Speed	Best Lap Tm	Best Speed	Best Lap by
0.093	81.145	54.977	82.964	155 - Scott CAMPBELL

Clerk of the Course :

Orbits

Sig : Time :

Chief Timekeeper : Ian Sharp (SMART Timing)

 Results available at [www.speedhive.com](http://www.speedhive.com) and [www.smart-timing.co.uk](http://www.smart-timing.co.uk)

Printed: 26/05/2018 13:38:29



## KMSC National Motorcycle Racing AC

### Scottish Championship Lightweights

Knockhill 1.267 miles

#### Race 4 - 1st Race

26/05/2018 14:00

#### Race (10 Laps) started at 13:25:21

Lap	Time of Day	Lap Tm	S1	S2	S3	SFSpd	S1Spd	Lap	Time of Day	Lap Tm	S1	S2	S3	SFSpd	S1Spd								
<b>(21) Grant REID</b>																							
1	13:26:24.370	<b>57.485</b>	17.379				111.660	1	13:26:26.616	<b>59.487</b>	17.812				105.349								
2	13:27:20.192	<b>55.822</b>	16.029				112.786	2	13:27:24.313	<b>57.697</b>	16.638				108.764								
3	13:28:15.863	<b>55.671</b>	<b>15.646</b>				112.976	3	13:28:22.052	<b>57.739</b>	16.579				109.118								
4	13:29:11.303	<b>55.440</b>	15.744				<b>113.549</b>	4	13:29:19.550	<b>57.498</b>	<b>16.394</b>				<b>109.832</b>								
5	13:30:06.805	<b>55.502</b>	15.745				113.166	5	13:30:16.840	<b>57.290</b>	16.465				109.118								
6	13:31:01.901	<b>55.096</b>	15.704				112.786	6	13:31:14.212	<b>57.372</b>	16.446				108.588								
7	13:31:57.354	<b>55.453</b>	15.821				113.357	7	13:32:11.912	<b>57.700</b>	16.625				109.296								
8	13:32:52.549	<b>55.195</b>	15.711				112.597	8	13:33:11.010	<b>59.098</b>	17.816				108.064								
9	13:33:48.490	<b>55.941</b>	16.017				112.597	9	13:34:09.010	<b>58.000</b>	16.913				107.544								
10	13:34:43.650	<b>55.160</b>	15.691				112.220	10	13:35:06.749	<b>57.739</b>	16.604				107.717								
<b>(155) Scott CAMPBELL</b>																							
1	13:26:23.992	<b>57.297</b>	17.047	21.406	18.844		108.764	<b>(22) Allan BROWN</b>								1	13:26:27.791	<b>1:00.097</b>	18.379	22.528	19.190		104.856
2	13:27:19.840	<b>55.848</b>	16.116	21.041	18.691		109.296	2	13:27:25.633	<b>57.842</b>	16.728	21.967	<b>19.147</b>		105.020								
3	13:28:15.259	<b>55.419</b>	15.845	20.982	18.592		110.556	3	13:28:23.692	<b>58.059</b>	16.773	22.134	19.152		<b>105.349</b>								
4	13:29:10.727	<b>55.468</b>	16.087	20.872	18.509		110.374	4	13:29:21.924	<b>58.232</b>	16.737	22.267	19.228		104.692								
5	13:30:06.256	<b>55.529</b>	15.982	21.029	18.518		109.832	5	13:30:19.605	<b>57.681</b>	16.506	<b>21.810</b>	19.365		104.043								
6	13:31:01.483	<b>55.227</b>	15.884	20.759	18.584		110.012	6	13:31:17.522	<b>57.917</b>	16.550	22.096	19.271		103.402								
7	13:31:56.953	<b>55.470</b>	<b>15.842</b>	20.985	18.643		110.193	7	13:32:15.840	<b>58.318</b>	16.930	21.975	19.413		102.768								
8	13:32:52.302	<b>55.349</b>	15.908	20.778	18.663		109.296	8	13:33:14.192	<b>58.352</b>	16.820	22.108	19.424		102.768								
9	13:33:48.766	<b>56.464</b>	17.059	20.907	<b>18.498</b>		<b>111.846</b>	9	13:34:12.638	<b>58.446</b>	16.769	22.304	19.373		102.768								
10	13:34:43.743	<b>54.977</b>	15.969	<b>20.508</b>	18.500		109.832	10	13:35:11.057	<b>58.419</b>	16.902	22.011	19.506		101.678								
<b>(34) Kenneth THIRLWALL</b>																							
1	13:26:24.865	<b>58.039</b>	17.763	21.487	18.789		106.015	<b>(13) Andrew BARTON</b>								1	13:26:28.751	<b>1:01.268</b>	18.762	23.086	19.420		103.721
2	13:27:21.906	<b>57.041</b>	16.630	21.275	19.136		106.520	2	13:27:26.692	<b>57.941</b>	16.915	21.890	19.136		106.015								
3	13:28:18.561	<b>56.655</b>	16.372	21.212	19.071		<b>107.030</b>	3	13:28:24.972	<b>58.280</b>	16.679	22.207	19.394		<b>107.717</b>								
4	13:29:14.540	<b>55.979</b>	<b>16.366</b>	<b>20.988</b>	<b>18.625</b>		106.859	4	13:29:22.273	<b>57.301</b>	<b>16.520</b>	<b>21.709</b>	19.072		107.717								
5	13:30:10.949	<b>56.409</b>	16.373	21.277	18.759	<b>129.302</b>	106.183	5	13:30:20.643	<b>58.370</b>	17.107	22.018	19.245		106.520								
6	13:31:07.543	<b>56.594</b>	16.514	21.358	18.722	129.053	105.681	6	13:31:18.309	<b>57.666</b>	16.604	21.974	19.088		106.689								
7	13:32:04.325	<b>56.782</b>	16.477	21.336	18.969		105.848	7	13:32:16.089	<b>57.780</b>	16.550	21.977	19.253		106.859								
8	13:33:01.319	<b>56.994</b>	16.623	21.209	19.162		103.561	8	13:33:14.118	<b>58.029</b>	16.914	22.110	<b>19.005</b>		105.848								
9	13:33:58.046	<b>56.727</b>	16.465	21.261	19.001		106.183	9	13:34:15.052	<b>1:00.934</b>	17.591	23.928	19.415		106.689								
10	13:34:55.248	<b>57.202</b>	16.679	21.335	19.188	128.068	105.349	10	13:35:14.516	<b>59.464</b>	17.471	22.465	19.528		105.020								
<b>(88) Lewis NICOL</b>																							
1	13:26:25.069	<b>57.295</b>	17.281	21.347	18.667		<b>107.544</b>	<b>(39) Stuart HAMILTON</b>								1	13:26:28.663	<b>1:00.955</b>	18.158	23.124	19.673		<b>104.529</b>
2	13:27:23.207	<b>58.138</b>	17.442	21.615	19.081		107.030	2	13:27:27.902	<b>59.239</b>	17.209	22.348	19.682		102.454								
3	13:28:20.280	<b>57.073</b>	16.683	21.463	18.927		106.183	3	13:28:26.932	<b>59.030</b>	17.109	22.285	19.636		103.882								
4	13:29:16.741	<b>56.461</b>	16.604	21.282	<b>18.575</b>		105.681	4	13:29:25.704	<b>58.772</b>	17.179	<b>21.906</b>	19.687		103.402								
5	13:30:13.140	<b>56.399</b>	<b>16.271</b>	21.308	18.820		107.201	5	13:30:24.578	<b>58.874</b>	<b>16.830</b>	22.134	19.910		101.371								
6	13:31:09.710	<b>56.570</b>	16.523	21.464	18.583		105.349	6	13:31:23.601	<b>59.023</b>	17.096	22.354	<b>19.573</b>		102.142								
7	13:32:06.225	<b>56.515</b>	16.320	<b>21.256</b>	18.939		106.351	7	13:32:22.400	<b>58.799</b>	16.907	22.044	19.848		101.832								
8	13:33:03.294	<b>57.069</b>	16.279	21.558	19.232		105.848	8	13:33:21.152	<b>58.752</b>	16.865	22.177	19.710		101.987								
9	13:34:00.260	<b>56.966</b>	16.445	21.318	19.203		106.183	9	13:34:20.098	<b>58.946</b>	17.105	22.082	19.759		101.987								
10	13:34:58.196	<b>57.936</b>	17.820	21.419	18.697		100.310	10	13:35:19.459	<b>59.361</b>	16.911	22.485	19.965		101.987								
<b>(66) Kevin WATRET</b>																							
1	13:26:25.763	<b>58.643</b>	17.585	22.454	<b>18.604</b>		105.349	<b>(16) Gerry KEIRNAN</b>								1	13:26:30.293	<b>1:02.199</b>	18.291	23.581	20.327		103.242
2	13:27:22.609	<b>56.846</b>	16.190	21.905	18.751		111.105	2	13:27:29.883	<b>59.590</b>	16.941	22.921	19.728		<b>107.372</b>								
3	13:28:19.731	<b>57.122</b>	16.434	21.874	18.814		111.290	3	13:28:29.356	<b>59.473</b>	17.058	22.861	<b>19.554</b>		107.030								
4	13:29:16.413	<b>56.682</b>	16.233	<b>21.743</b>	18.706		111.290	4	13:29:29.189	<b>59.833</b>	17.253	<b>22.824</b>	19.756		105.848								
5	13:30:13.417	<b>57.004</b>	<b>16.077</b>	22.257	18.670		111.105	5	13:30:29.019	<b>59.830</b>	<b>16.915</b>	23.220	19.695		105.848								
6	13:31:10.959	<b>57.542</b>	16.383	22.107	19.052		107.890	6	13:31:28.921	<b>59.902</b>	17.294				104.529								
7	13:32:08.104	<b>57.145</b>	16.077	22.159	18.909		<b>111.474</b>	7	13:32:28.876	<b>59.955</b>	17.117	23.113	19.725		103.242								
8	13:33:05.667	<b>57.563</b>	16.282	22.099	19.182		110.739	8	13:33:28.862	<b>59.986</b>	17.379	22.834	19.773		103.242								
9	13:34:03.048	<b>57.381</b>	16.199	22.131	19.051		110.193	9	13:34:29.019	<b>1:00.157</b>	17.308	22.862	19.987		104.204								
10	13:35:00.080	<b>57.032</b>	16.125	22.017	18.890		110.012	10	13:35:29.089	<b>1:00.070</b>	17.312	23.050	19.708		104.043								
<b>(85) Steven HORNE</b>																							
1	13:26:27.130	<b>59.861</b>	18.309	22.405	19.147		107.717	<b>(74) Christine WATSON</b>								1	13:26:31.285	<b>1:02.242</b>	18.794	23.580	19.868		105.515
2	13:27:24.812	<b>57.682</b>	16.516	22.166	19.000		<b>109.474</b>	2	13:27:31.864	<b>1:00.579</b>	17.282	23.224	20.073		107.201								
3	13:28:22.624	<b>57.812</b>	16.413				108.588	3	13:28:32.167	<b>1:00.303</b>	17.408				108.588								
4	13:29:19.892	<b>57.268</b>	16.712				105.349	4	13:29:31.859	<b>59.692</b>	17.112	22.872	19.708		109.118								
5	13:30:17.194	<b>57.302</b>	16.607				107.201	5	13:30:32.221	<b>1:00.362</b>	<b>17.106</b>	23.332	19.924		107.372								
6	13:31:14.447	<b>57.253</b>	16.528				107.890	6	13:31:32.045	<b>59.824</b>	17.117	<b>22.817</b>	19.890		108.064								
7	13:32:12.234	<b>57.787</b>	16.513				109.118	7	13:32:31.875	<b>59.830</b>	17.123	23.089	<b>19.618</b>		<b>109.296</b>								
8	13:33:08.655	<b>56.421</b>	16.456				106.859	8	13:33:32.217	<b>1:00.342</b>	17.854	22.835	19.653		107.890								
9	13:34:04.843	<b>56.188</b>	<b>16.078</b>	<b>21.322</b>	<b>18.788</b>		108.413	9	13:34:32.75														



## KMSC National Motorcycle Racing AC

Scottish Championship Lightweights

Knockhill 1.267 miles

Race 4 - 1st Race

26/05/2018 14:00

Race (10 Laps) started at 13:25:21

Lap	Time of Day	Lap Tm	S1	S2	S3	SFSpd	S1Spd	Lap	Time of Day	Lap Tm	S1	S2	S3	SFSpd	S1Spd
3	13:28:33.203	1:00.629	17.303	23.133	20.193		102.768								
4	13:29:33.318	1:00.115	16.985	22.798	20.332		101.678								
5	13:30:33.147	59.829	17.077	22.647	20.105		100.310								
6	13:31:33.226	1:00.079	17.072	22.681	20.326		99.566								
7	13:32:32.791	59.565	16.999	22.638	19.928		100.310								
8	13:33:33.114	1:00.323	17.108	23.031	20.184		100.161								
9	13:34:33.365	1:00.251	17.259	22.797	20.195		99.863								
10	13:35:34.043	1:00.678	17.321	22.999	20.358		99.863								

(7) Raymond DUGUID

1	13:26:30.909	1:03.075	19.229	23.565	20.281		101.066
2	13:27:31.705	1:00.796	17.422	23.198	20.176		100.310
3	13:28:32.248	1:00.543	17.316	23.192	20.035		101.218
4	13:29:33.103	1:00.855	17.266	23.105	20.484		101.371
5	13:30:33.892	1:00.789	17.337	23.245	20.207		100.914
6	13:31:33.648	59.756	17.007	22.780	19.969		101.678
7	13:32:33.945	1:00.297	17.282	22.936	20.079		101.832
8	13:33:33.749	59.804	17.015	22.858	19.931		101.371
9	13:34:33.718	59.969	17.180	22.700	20.089		100.310
10	13:35:34.170	1:00.452	17.293	23.037	20.122		101.678

(26) Chris COCHRANE

1	13:26:33.408	1:04.471	19.701	24.288	20.482		97.682
2	13:27:35.363	1:01.955	17.760	23.811	20.384		98.111
3	13:28:38.278	1:02.915	17.904	24.384	20.627		98.254
4	13:29:40.660	1:02.382	17.939	23.766	20.677		96.281
5	13:30:43.389	1:02.729	18.091	24.075	20.563		96.143
6	13:31:46.395	1:03.006	17.759	24.577	20.670		97.682
7	13:32:48.978	1:02.583	17.746	24.108	20.729		97.257
8	13:33:51.909	1:02.931	17.892	24.604	20.435		93.465
9	13:34:54.251	1:02.342	17.619	24.214	20.509		96.976

Clerk of the Course :

Sig : Time :

Chief Timekeeper : Ian Sharp (SMART Timing)

Results available at [www.speedhive.com](http://www.speedhive.com) and [www.smart-timing.co.uk](http://www.smart-timing.co.uk)

Printed: 26/05/2018 13:38:56

Orbits





# Race Results

## KMSC National Motorcycle Racing AC

Lapchart

Scottish Championship Lightweights

Knockhill 1.267 miles

Race 4 - 1st Race

26/05/2018 14:00

Race (10 Laps) started at 13:25:21

Competitors	Laps										
	0	1	2	3	4	5	6	7	8	9	10
Scott CAMPBELL (155)	1	155	155	155	155	155	155	155	155	21	21
Kenneth THIRLWALL (34)	2	34	21	21	21	21	21	21	21	155	155
Grant REID (21)	3	21	34	34	34	34	34	34	34	34	34
Kevin WATRET (66)	4	66	88	66	66	66	88	88	88	88	88
Gordon CLARK (800)	5	800	66	88	88	88	66	66	66	66	66
Steven HORNE (85)	6	85	800	800	800	800	800	800	85	85	85
Andrew BARTON (13)	7	13	85	85	85	85	85	85	800	800	800
Allan BROWN (22)	8	22	22	22	22	22	22	22	13	22	22
Stuart HAMILTON (39)	9	39	39	13	13	13	13	13	22	13	13
Lewis NICOL (88)	10	88	13	39	39	39	39	39	39	39	39
Raymond DUGUID (7)	11	7	16	16	16	16	16	16	16	16	16
Gerry KEIRNAN (16)	12	16	7	7	74	74	74	74	74	74	74
Finlay MILNE (15)	13	15	74	74	7	7	15	15	15	15	15
Chris COCHRANE (26)	14	26	15	15	15	15	7	7	7	7	7
Christine WATSON (74)	15	74	26	26	26	26	26	26	26	26	
-	16										

Clerk of the Course :

Sig : Time :

Chief Timekeeper : Ian Sharp (SMART Timing)

Results available at [www.speedhive.com](http://www.speedhive.com) and [www.smart-timing.co.uk](http://www.smart-timing.co.uk)

Printed: 26/05/2018 13:39:25

Orbits



## KMSC National Motorcycle Racing AC


KMSC Championship Lightweights

Knockhill 1.267 miles

Race 10 - 1st Race

26/05/2018 15:30

Race (10 Laps)



POLE POSITION

<b>3</b> 34 Kenneth THIRLWALL	<b>2</b> 155 Scott CAMPBELL	<b>1</b> 21 Grant REID	<b>1</b>
<b>6</b> 85 Steven HORNE	<b>5</b> 66 Kevin WATRET	<b>4</b> 88 Lewis NICOL	<b>2</b>
<b>9</b> 13 Andrew BARTON	<b>8</b> 22 Allan BROWN	<b>7</b> 800 Gordon CLARK	<b>3</b>
<b>12</b> 74 Christine WATSON	<b>11</b> 16 Gerry KEIRNAN	<b>10</b> 39 Stuart HAMILTON	<b>4</b>
<b>15</b> 26 Chris COCHRANE	<b>14</b> 7 Raymond DUGUID	<b>13</b> 15 Finlay MILNE	<b>5</b>
		<b>16</b> 278 Paul MARSHALL	<b>6</b>

Clerk of the Course :

Orbits

Sig : Time :

Chief Timekeeper : Ian Sharp (SMART Timing)

Results available at [www.speedhive.com](http://www.speedhive.com) and [www.smart-timing.co.uk](http://www.smart-timing.co.uk)





# Race Results

## MSMC National Motorcycle Racing AC

Sorted on Laps

Scottish Championship Formula 600's

Knockhill 1.267 miles

Race 5 - 1st Race

26/05/2018 14:15

Race (10 Laps) started at 13:40:28

Pos	No.	Name	Make/Model	CC	Class	Laps	Total Tm	Diff	Best Tm	In Lap	Avg. Speed
1	64	Sam MUNRO	Kawasaki	ZX6R 600	S6	10	8:46.831		51.739	7	86.576
2	12	William MONIE	Suzuki	GSXR600	S6	10	8:47.083	0.252	51.654	4	86.535
3	1	Bruce BIRNIE	Kawasaki	ZX6	S6	10	8:54.831	8.000	51.981	2	85.281
4	8	Jon DICKIE	Yamaha	R6 600	S6	10	9:00.400	13.569	52.531	2	84.402
5	38	William BERGIN	Kawasaki	ZX6R 600	S6	10	9:01.664	14.833	53.004	2	84.205
6	91	Lewis SHAND	Yamaha	R6 600	S6	10	9:03.601	16.770	53.129	9	83.905
7	26	Alan McGREGOR	Kawasaki	ZX6	S6	10	9:08.179	21.348	52.928	6	83.204
8	11	Patrick FORMAN	Kawasaki	ZX6R 600	S6	10	9:08.374	21.543	53.712	4	83.175
9	47	Steven HADDOW	Kawasaki	ZX6R 600	S6	10	9:09.034	22.203	53.651	5	83.075
10	87	Steven ALLISON	Kawasaki	ZX6R 600	S6	10	9:10.596	23.765	53.836	3	82.839
11	85	Steve HORNE	Triumph	Daytona 675	S6	10	9:13.343	26.512	53.764	6	82.428
12	5	Simon SMAIL	Triumph	Daytona 675R	S6	10	9:17.324	30.493	54.496	4	81.839
13	48	Mark FARRELL	Yamaha	R6 600	S6	10	9:36.543	49.712	56.063	2	79.111
14	27	Andrew DONALD	Kawasaki	ZX6R 600	S6	10	9:36.826	49.995	55.853	10	79.072
15	7	Paul MacKEY	Kawasaki	ZX6R 600	S6	10	9:39.228	52.397	56.522	2	78.744
16	76	Steven BEATTIE	Triumph	Daytona 675R	S6	9	8:51.841	1 Lap	57.191	5	77.184
17	25	Jim PURVIS	Yamaha	R6 600	S6	9	8:53.000	1 Lap	56.956	3	77.017
18	9	Rishon HICKEY	Kawasaki	WK650	S6	9	9:00.503	1 Lap	58.434	7	75.947
19	92	Christopher SCOTT	Yamaha	R6 600	S6	9	9:04.631	1 Lap	58.535	9	75.372

Not classified

DNF	19	Kristopher DUNCAN	Kawasaki	ZX6R 600	S6	7	6:16.443	DNF	52.455	2	84.814
DNF	58	Barry STEWART	Kawasaki	ZX6R 600	S6	6	5:51.744	DNF	56.407	5	77.802
DNF	22	Chris SPELLMAN	Yamaha	R6 600	S6	6	6:03.403	DNF	58.206	4	75.306
DNF	55	James McLAREN	Suzuki	GSXR600	S6	4	3:49.985	DNF	54.664	3	79.329
DNS	50	Calum JACKSON	Triumph	Daytona 675	S6			DNS		0	-

Margin of Victory	Avg. Speed	Best Lap Tm	Best Speed	Best Lap by
0.252	86.576	51.654	88.301	12 - William MONIE

Clerk of the Course :

Orbits

Sig : Time :

Chief Timekeeper : Ian Sharp (SMART Timing)

Results available at [www.speedhive.com](http://www.speedhive.com) and [www.smart-timing.co.uk](http://www.smart-timing.co.uk)

Printed: 26/05/2018 13:53:24



## KMSC National Motorcycle Racing AC

### Scottish Championship Formula 600's

### Knockhill 1.267 miles

#### Race 5 - 1st Race

26/05/2018 14:15

#### Race (10 Laps) started at 13:40:28

Lap	Time of Day	Lap Tm	S1	S2	S3	SFSpd	S1Spd
<b>(64) Sam MUNRO</b>							
1	13:41:27.395	<b>53.775</b>	16.199	20.149	17.427		121.133
2	13:42:19.155	<b>51.760</b>	<b>14.757</b>	19.771	17.232		121.133
3	13:43:10.969	<b>51.814</b>	14.932	19.692	<b>17.190</b>		120.697
4	13:44:02.964	<b>51.995</b>	14.859	19.917	17.219	<b>144.628</b>	121.133
5	13:44:55.257	<b>52.293</b>	15.144	19.753	17.396		119.621
6	13:45:47.318	<b>52.061</b>	14.947	19.768	17.346		121.133
7	13:46:39.057	<b>51.739</b>	14.778	<b>19.594</b>	17.367		121.352
8	13:47:31.267	<b>52.210</b>	14.807	20.081	17.322		<b>122.683</b>
9	13:48:23.315	<b>52.048</b>	14.913	19.884	17.251		121.572
10	13:49:15.346	<b>52.031</b>	14.948	19.811	17.272	143.699	121.352

Lap	Time of Day	Lap Tm	S1	S2	S3	SFSpd	S1Spd
<b>(12) William MONIE</b>							
1	13:41:27.595	<b>53.914</b>	16.352	20.314	17.248		123.360
2	13:42:19.935	<b>52.340</b>	15.507	19.681	<b>17.152</b>		123.815
3	13:43:11.944	<b>52.009</b>	14.966	19.774	17.269		124.735
4	13:44:03.598	<b>51.654</b>	14.821	<b>19.575</b>	17.258	<b>149.794</b>	125.435
5	13:44:55.569	<b>51.971</b>	14.885	19.768	17.318		124.504
6	13:45:47.599	<b>52.030</b>	14.947	19.826	17.257		125.435
7	13:46:39.300	<b>51.701</b>	<b>14.759</b>	19.732	17.210		125.435
8	13:47:31.438	<b>52.138</b>	14.873	20.075	17.190		125.435
9	13:48:23.643	<b>52.205</b>	14.930	20.048	17.227		<b>125.905</b>
10	13:49:15.598	<b>51.955</b>	14.859	19.924	17.172	149.794	125.905

Lap	Time of Day	Lap Tm	S1	S2	S3	SFSpd	S1Spd
<b>(1) Bruce BIRNIE</b>							
1	13:41:28.674	<b>54.626</b>	16.456	20.738	17.432	93.205	124.044
2	13:42:20.655	<b>51.981</b>	15.009	<b>19.701</b>	<b>17.271</b>	<b>149.128</b>	123.587
3	13:43:13.067	<b>52.412</b>	15.054	19.876	17.482		123.815
4	13:44:05.480	<b>52.413</b>	15.043	20.069	17.301	144.317	123.815
5	13:44:57.638	<b>52.158</b>	14.966	19.792	17.400		123.133
6	13:45:49.646	<b>52.008</b>	<b>14.806</b>	19.757	17.445		<b>124.273</b>
7	13:46:42.123	<b>52.477</b>	15.131	19.785	17.561		122.459
8	13:47:35.353	<b>53.230</b>	15.214	20.208	17.808		121.352
9	13:48:29.038	<b>53.685</b>	15.114	20.332	18.239	143.087	122.683
10	13:49:23.346	<b>54.308</b>	15.539	20.559	18.210	140.687	120.049

Lap	Time of Day	Lap Tm	S1	S2	S3	SFSpd	S1Spd
<b>(8) Jon DICKIE</b>							
1	13:41:30.010	<b>55.476</b>	16.767	20.756	17.953		121.352
2	13:42:22.541	<b>52.531</b>	15.028	19.958	<b>17.545</b>		<b>122.236</b>
3	13:43:15.545	<b>53.004</b>	15.008	20.219	17.777		121.352
4	13:44:08.238	<b>52.693</b>	<b>14.956</b>	<b>19.928</b>	17.809	<b>143.699</b>	121.133
5	13:45:01.161	<b>52.923</b>	15.046	20.021	17.856		121.133
6	13:45:54.052	<b>52.891</b>	15.034	20.232	17.625		120.915
7	13:46:46.974	<b>52.922</b>	15.024	20.061	17.837		121.133
8	13:47:41.299	<b>54.325</b>	15.093	20.796	18.436		121.133
9	13:48:34.804	<b>53.505</b>	15.227	20.493	17.785	142.782	120.480
10	13:49:28.915	<b>54.111</b>	15.164	20.153	18.794	141.279	121.133

Lap	Time of Day	Lap Tm	S1	S2	S3	SFSpd	S1Spd
<b>(38) William BERGIN</b>							
1	13:41:29.382	<b>55.311</b>	16.289	21.211	17.811	91.677	120.265
2	13:42:22.386	<b>53.004</b>	15.217	20.164	<b>17.623</b>	139.808	<b>120.915</b>
3	13:43:15.932	<b>53.546</b>	15.263	20.507	17.776		114.518
4	13:44:08.942	<b>53.010</b>	15.218	<b>20.011</b>	17.781	<b>142.782</b>	120.480
5	13:45:02.564	<b>53.622</b>	15.252	20.545	17.825		119.835
6	13:45:55.731	<b>53.167</b>	15.281	20.125	17.761		120.480
7	13:46:48.980	<b>53.249</b>	15.136	20.284	17.829		120.265
8	13:47:42.576	<b>53.596</b>	<b>15.076</b>	20.336	18.184		119.835
9	13:48:35.807	<b>53.231</b>	15.237	20.259	17.735	142.177	120.697
10	13:49:30.179	<b>54.372</b>	15.722	20.555	18.095	141.577	117.526

Lap	Time of Day	Lap Tm	S1	S2	S3	SFSpd	S1Spd
<b>(91) Lewis SHAND</b>							
1	13:41:30.061	<b>55.711</b>	16.784	20.676	18.251		121.352
2	13:42:23.697	<b>53.636</b>	15.434	20.238	17.964		121.792
3	13:43:17.600	<b>53.903</b>	15.576	20.333	17.994		<b>122.236</b>
4	13:44:10.869	<b>53.269</b>	15.282	20.174	17.813	<b>144.317</b>	122.014
5	13:45:04.283	<b>53.414</b>	15.270	20.190	17.954		121.572
6	13:45:57.984	<b>53.701</b>	15.257	20.431	18.013		122.014
7	13:46:51.287	<b>53.303</b>	15.276	20.192	17.835		121.133
8	13:47:45.015	<b>53.728</b>	15.323	20.370	18.035		121.133
9	13:48:38.144	<b>53.129</b>	15.208	<b>20.156</b>	<b>17.765</b>	144.317	121.133
10	13:49:32.116	<b>53.972</b>	<b>15.204</b>	20.739	18.029	144.008	121.352

Lap	Time of Day	Lap Tm	S1	S2	S3	SFSpd	S1Spd
<b>(26) Alan Mcgregor</b>							
1	13:41:31.079	<b>56.247</b>	16.879	21.482	17.886	101.218	116.103
2	13:42:24.954	<b>53.875</b>	15.466	20.600	17.809	134.484	<b>122.459</b>
3	13:43:19.011	<b>54.057</b>	15.459	20.812	17.786	<b>143.087</b>	122.014
4	13:44:12.758	<b>53.747</b>	15.300			141.279	121.572
5	13:45:06.211	<b>53.453</b>	15.198	<b>20.418</b>	17.837		122.014
6	13:45:59.139	<b>52.928</b>	15.155				121.792
7	13:46:52.445	<b>53.306</b>	<b>15.143</b>	20.436	<b>17.727</b>		120.265
8	13:47:47.760	<b>55.315</b>	15.521	21.579	18.215		117.116
9	13:48:42.420	<b>54.660</b>	15.671			141.877	121.352
10	13:49:36.694	<b>54.274</b>	15.501			140.687	120.265

Lap	Time of Day	Lap Tm	S1	S2	S3	SFSpd	S1Spd
<b>(11) Patrick FORMAN</b>							
1	13:41:30.558	<b>55.878</b>	16.734	21.152	17.992	96.836	117.526
2	13:42:24.643	<b>54.085</b>	15.580	20.512	17.993	137.516	117.526
3	13:43:18.389	<b>53.746</b>	15.493	20.436	17.817		118.356
4	13:44:12.101	<b>53.712</b>	15.410	<b>20.358</b>	17.944	<b>139.517</b>	117.940
5	13:45:05.975	<b>53.874</b>	15.387	20.413	18.074		117.116
6	13:45:59.802	<b>53.827</b>	15.453	20.434	17.940		118.775
7	13:46:53.537	<b>53.735</b>	15.360	20.358	18.017		118.147
8	13:47:48.123	<b>54.586</b>	<b>15.359</b>	20.889	18.338		118.565
9	13:48:42.770	<b>54.647</b>	15.474	21.247	17.926	138.366	<b>119.621</b>
10	13:49:36.889	<b>54.119</b>	15.537	20.796	<b>17.786</b>	139.227	118.147

Lap	Time of Day	Lap Tm	S1	S2	S3	SFSpd	S1Spd
<b>(47) Steven HADDOW</b>							
1	13:41:28.581	<b>54.520</b>	16.374	20.419	<b>17.727</b>		<b>122.459</b>
2	13:42:22.426	<b>53.845</b>	15.346	<b>20.335</b>	18.164		119.835
3	13:43:16.440	<b>54.014</b>	15.506	20.680	17.828		120.265
4	13:44:10.267	<b>53.827</b>	15.320	20.450	18.057	<b>144.317</b>	120.480
5	13:45:03.918	<b>53.651</b>	15.348	20.429	17.874		120.265
6	13:45:57.839	<b>53.921</b>	<b>15.296</b>	20.551	18.074		120.265
7	13:46:52.242	<b>54.403</b>	15.634	20.573	18.196		121.572
8	13:47:47.323	<b>55.081</b>	15.615	21.013	18.453		119.621
9	13:48:42.369	<b>55.046</b>	15.681	21.155	18.210	133.415	117.526
10	13:49:37.549	<b>55.180</b>	15.735	21.327	18.118	136.954	119.409

Lap	Time of Day	Lap Tm	S1	S2	S3	SFSpd	S1Spd
<b>(87) Steven ALLISON</b>							
1	13:41:30.928	<b>56.212</b>	16.813	21.254	18.145	92.054	116.709
2	13:42:25.615	<b>54.687</b>	16.052	20.562	18.073	137.516	116.103
3	13:43:19.451	<b>53.836</b>	15.491	20.338	<b>18.007</b>		117.940
4	13:44:13.345	<b>53.894</b>	15.441	<b>20.316</b>	18.137	<b>138.652</b>	<b>118.147</b>
5	13:45:07.451	<b>54.106</b>	15.522	20.470	18.114		117.940
6	13:46:01.336	<b>53.885</b>	<b>15.415</b>	20.382	18.088		117.733
7	13:46:55.426	<b>54.090</b>	15.566	20.396	18.128		117.116
8	13:47:50.137	<b>54.711</b>	15.				

## KMSC National Motorcycle Racing AC

Scottish Championship Formula 600's

Knockhill 1.267 miles

Race 5 - 1st Race

26/05/2018 14:15

Race (10 Laps) started at 13:40:28

Lap	Time of Day	Lap Tm	S1	S2	S3	SFSpd	S1Spd
3	13:43:28.185	<b>56.399</b>	15.828	22.002	18.569	<b>140.687</b>	118.356
4	13:44:24.577	<b>56.392</b>	15.933	21.719	18.740	133.150	118.775
5	13:45:20.795	<b>56.218</b>	<b>15.764</b>	21.637	18.817		<b>118.985</b>
6	13:46:16.935	<b>56.140</b>	15.946	21.654	18.540		118.985
7	13:47:13.358	<b>56.423</b>	15.841	21.837	18.745		118.565
8	13:48:11.157	<b>57.799</b>	16.074	22.719	19.006		118.356
9	13:49:08.156	<b>56.999</b>	16.662	21.626	18.711	132.886	117.940
10	13:50:05.058	<b>56.902</b>	16.275	21.995	18.632	138.652	118.775

(27) Andrew DONALD

1	13:41:34.632	<b>59.533</b>	18.321	22.549	18.663	98.111	115.903
2	13:42:33.088	<b>58.456</b>	17.351	22.443	18.662	132.886	114.714
3	13:43:29.801	<b>56.713</b>	15.893	21.957	18.863	<b>140.099</b>	117.116
4	13:44:25.665	<b>55.864</b>	16.146	21.551	<b>18.167</b>	135.845	118.356
5	13:45:22.172	<b>56.507</b>	15.810	21.942	18.755		<b>118.565</b>
6	13:46:19.404	<b>57.232</b>	16.158	22.369	18.705		115.903
7	13:47:16.517	<b>57.113</b>	16.241	22.149	18.723		114.518
8	13:48:13.462	<b>56.945</b>	16.265	22.123	18.557		116.304
9	13:49:09.488	<b>56.026</b>	16.040	21.696	18.290	136.121	117.321
10	13:50:05.341	<b>55.853</b>	<b>15.782</b>	<b>21.493</b>	18.578	139.517	116.912

(7) Paul MacKEY

1	13:41:34.467	<b>59.234</b>	17.805	22.588	18.841		107.544
2	13:42:30.989	<b>56.522</b>	<b>15.989</b>	<b>21.730</b>	18.803		<b>117.526</b>
3	13:43:27.942	<b>56.953</b>	16.286	21.818	18.849	<b>134.754</b>	113.549
4	13:44:25.200	<b>57.258</b>	16.173	22.310	18.775	133.150	114.518
5	13:45:22.060	<b>56.860</b>	15.994	21.952	18.914		116.103
6	13:46:19.192	<b>57.132</b>	16.177	22.091	18.864		110.374
7	13:47:16.242	<b>57.050</b>	16.340	21.869	18.841		114.910
8	13:48:13.342	<b>57.100</b>	16.178	21.772	19.150		115.504
9	13:49:10.686	<b>57.344</b>	16.636	22.052	<b>18.656</b>	131.326	116.912
10	13:50:07.743	<b>57.057</b>	16.153	21.975	18.929	132.362	115.703

(76) Steven BEATTIE

1	13:41:35.682	<b>1:00.199</b>	18.156	22.981	19.062		106.859
2	13:42:35.278	<b>59.596</b>	18.389	22.454	18.753		111.846
3	13:43:32.588	<b>57.310</b>	15.948	22.513	18.849	<b>136.398</b>	<b>116.709</b>
4	13:44:30.295	<b>57.707</b>	16.204	22.381	19.122	133.415	116.103
5	13:45:27.486	<b>57.191</b>	16.281	<b>22.239</b>	18.671		116.709
6	13:46:25.187	<b>57.701</b>	16.335	22.814	<b>18.552</b>		112.033
7	13:47:23.166	<b>57.979</b>	<b>15.929</b>	22.788	19.262		115.703
8	13:48:21.414	<b>58.248</b>	16.202	22.615	19.431		114.323
9	13:49:20.356	<b>58.942</b>	17.692	22.399	18.851	133.947	98.254

(25) Jim PURVIS

1	13:41:36.783	<b>1:01.075</b>	18.223	23.679	19.173	97.399	107.201
2	13:42:34.162	<b>57.379</b>	16.127	22.325	18.927		<b>116.103</b>
3	13:43:31.118	<b>56.956</b>	15.979	22.058	<b>18.919</b>	<b>129.802</b>	115.504
4	13:44:28.108	<b>56.990</b>	<b>15.961</b>	<b>22.049</b>	18.980	129.802	116.103
5	13:45:25.914	<b>57.806</b>	16.012	22.458	19.336		114.518
6	13:46:24.245	<b>58.331</b>	16.404	22.598	19.329		110.374
7	13:47:23.091	<b>58.846</b>	16.321	22.880	19.645		111.474
8	13:48:22.952	<b>59.861</b>	16.708	23.390	19.763		112.597
9	13:49:21.515	<b>58.563</b>	16.780	22.632	19.151	126.380	109.832

(9) Rishon HICKEY

1	13:41:37.424	<b>1:01.547</b>	18.405	23.825	19.317		109.474
2	13:42:36.829	<b>59.405</b>	16.862	23.328	19.215		110.556
3	13:43:35.298	<b>58.469</b>	16.657	22.764	19.048	135.298	115.504
4	13:44:33.741	<b>58.443</b>	16.679	22.835	18.929	<b>137.516</b>	114.910
5	13:45:32.283	<b>58.542</b>	<b>16.646</b>	22.753	19.143		115.107
6	13:46:31.420	<b>59.137</b>	16.943	23.278	<b>18.916</b>		112.220
7	13:47:29.854	<b>58.434</b>	16.775	<b>22.446</b>	19.213		115.305
8	13:48:30.038	<b>1:00.184</b>	17.526	23.149	19.509		<b>115.903</b>
9	13:49:29.018	<b>58.980</b>	16.767	23.067	19.146	133.415	112.976

(92) Christopher SCOTT

1	13:41:39.372	<b>1:03.281</b>	18.878	24.815	19.588		98.254
2	13:42:38.946	<b>59.574</b>	16.975	23.082	19.517		114.910
3	13:43:38.255	<b>59.309</b>	17.064	23.002	19.243	<b>128.313</b>	112.976
4	13:44:37.886	<b>59.631</b>	17.227	22.873	19.531	128.068	114.910
5	13:45:37.494	<b>59.608</b>	16.983	23.345	19.280		112.597
6	13:46:36.746	<b>59.252</b>	16.937	23.000	19.315		114.129
7	13:47:35.421	<b>58.675</b>	<b>16.660</b>	22.916	<b>19.099</b>		114.910

Lap	Time of Day	Lap Tm	S1	S2	S3	SFSpd	S1Spd
8	13:48:34.611	<b>59.190</b>	16.855	23.071	19.264	127.824	<b>116.912</b>
9	13:49:33.146	<b>58.535</b>	16.727	<b>22.638</b>	19.170	126.857	114.518

(19) Kristopher DUNCAN

1	13:41:27.373	<b>53.517</b>	15.789	20.167	17.561	97.540	119.835
2	13:42:19.828	<b>52.455</b>	15.226			141.279	122.014
3	13:43:12.768	<b>52.940</b>	15.481	<b>19.984</b>	<b>17.475</b>		122.459
4	13:44:05.384	<b>52.616</b>	<b>15.097</b>	20.004	17.515	<b>143.392</b>	121.792
5	13:44:58.569	<b>53.185</b>	15.388				<b>122.908</b>
6	13:45:51.538	<b>52.969</b>	15.148	20.120	17.701		121.133
7	13:46:44.958	<b>53.420</b>	15.232				119.835

(58) Barry STEWART

1	13:41:35.280	<b>59.896</b>	17.835	23.118	18.943	98.254	108.238
2	13:42:32.989	<b>57.709</b>	16.515	22.277	18.917		116.103
3	13:43:29.884	<b>56.895</b>	15.923	<b>21.708</b>	19.264	135.025	115.504
4	13:44:26.814	<b>56.930</b>	16.352	21.854	<b>18.724</b>	<b>138.366</b>	115.504
5	13:45:23.221	<b>56.407</b>	<b>15.861</b>	21.743	18.803		<b>117.116</b>
6	13:46:20.259	<b>57.038</b>	16.029	21.921	19.088		114.518

(22) Chris SPELLMAN

1	13:41:38.076	<b>1:01.845</b>	18.402	23.960	19.483		102.298
2	13:42:37.431	<b>59.355</b>	16.585	23.337	19.433		106.859
3	13:43:36.024	<b>58.593</b>	<b>16.236</b>	22.998	19.359	<b>136.954</b>	111.474
4	13:44:34.230	<b>58.206</b>	16.396	<b>22.839</b>	<b>18.971</b>	134.215	114.129
5	13:45:32.820	<b>58.590</b>	16.482	22.880	<b>18.724</b>	<b>138.366</b>	<b>114.323</b>
6	13:46:31.918	<b>59.098</b>	16.482	23.523	19.093		112.408

(55) James McLAREN

1	13:41:32.746	<b>57.895</b>	17.991	21.557	18.347		111.290
2	13:42:27.466	<b>54.720</b>	<b>15.435</b>	21.143	<b>18.142</b>		<b>123.815</b>
3	13:43:22.130	<b>54.664</b>	15.685	<b>20.809</b>	18.170	<b>139.517</b>	121.792
4	13:44:18.500	<b>56.370</b>	16.263	21.191	18.916	134.215	105.349

Clerk of the Course :

Sig : Time :

Chief Timekeeper : Ian Sharp (SMART Timing)

Results available at [www.speedhive.com](http://www.speedhive.com) and [www.smart-timing.co.uk](http://www.smart-timing.co.uk)

Orbits



## KMSC National Motorcycle Racing AC

Lapchart

Scottish Championship Formula 600's

Knockhill 1.267 miles

Race 5 - 1st Race

26/05/2018 14:15

Race (10 Laps) started at 13:40:28

Competitors	Laps											
	0	1	2	3	4	5	6	7	8	9	10	
Sam MUNRO (64)	1	64	19	64	64	64	64	64	64	64	64	64
William MONIE (12)	2	12	64	19	12	12	12	12	12	12	12	12
Kristopher DUNCAN (19)	3	19	12	12	19	19	1	1	1	1	1	1
Bruce BIRNIE (1)	4	1	47	1	1	1	19	19	19	8	8	8
Steven HADDOW (47)	5	47	1	38	8	8	8	8	8	38	38	38
William BERGIN (38)	6	38	38	47	38	38	38	38	38	91	91	91
Lewis SHAND (91)	7	91	8	8	47	47	47	47	91	47	47	26
Jon DICKIE (8)	8	8	91	91	91	91	91	91	47	26	26	11
Patrick FORMAN (11)	9	11	11	11	11	11	11	26	26	11	11	47
Simon SMAIL (5)	10	5	87	26	26	26	26	11	11	87	87	87
Steven ALLISON (87)	11	87	26	87	87	87	87	87	87	85	85	85
Alan McGREGOR (26)	12	26	85	85	85	85	85	85	85	5	5	5
James McLAREN (55)	13	55	5	5	5	5	5	5	5	48	48	48
Steve HORNE (85)	14	85	55	55	55	55	48	48	48	7	27	27
Andrew DONALD (27)	15	27	7	7	7	48	7	7	7	27	7	7
Paul MacKEY (7)	16	7	27	48	48	7	27	27	27	76	76	76
Barry STEWART (58)	17	58	58	58	27	27	58	58	25	25	25	25
Steven BEATTIE (76)	18	76	76	27	58	58	25	25	76	9	9	9
Jim PURVIS (25)	19	25	48	25	25	25	76	76	9	92	92	92
Rishon HICKEY (9)	20	9	25	76	76	76	9	9	92			
Mark FARRELL (48)	21	48	9	9	9	9	22	22				
Christopher SCOTT (92)	22	92	22	22	22	22	92	92				
Chris SPELLMAN (22)	23	22	92	92	92	92						
-	24											

Clerk of the Course :

Sig : Time :

Chief Timekeeper : Ian Sharp (SMART Timing)

Results available at [www.speedhive.com](http://www.speedhive.com) and [www.smart-timing.co.uk](http://www.smart-timing.co.uk)

Printed: 26/05/2018 13:54:07

Orbits



**KMSC National Motorcycle Racing AC**


KMSC Championship Formula 600's

Knockhill 1.267 miles

Race 11 - 1st Race

26/05/2018 15:45

Race (10 Laps)



POLE POSITION

<b>3</b> 1 Bruce BIRNIE	<b>2</b> 12 William MONIE	<b>1</b> 64 Sam MUNRO	<b>1</b>
<b>6</b> 91 Lewis SHAND	<b>5</b> 38 William BERGIN	<b>4</b> 8 Jon DICKIE	<b>2</b>
<b>9</b> 47 Steven HADDOW	<b>8</b> 11 Patrick FORMAN	<b>7</b> 26 Alan McGREGOR	<b>3</b>
<b>12</b> 5 Simon SMAIL	<b>11</b> 85 Steve HORNE	<b>10</b> 87 Steven ALLISON	<b>4</b>
<b>15</b> 7 Paul MacKEY	<b>14</b> 27 Andrew DONALD	<b>13</b> 48 Mark FARRELL	<b>5</b>
<b>18</b> 9 Rishon HICKEY	<b>17</b> 25 Jim PURVIS	<b>16</b> 76 Steven BEATTIE	<b>6</b>
<b>21</b> 58 Barry STEWART	<b>20</b> 19 Kristopher DUNCAN	<b>19</b> 92 Christopher SCOTT	<b>7</b>
<b>24</b> 50 Calum JACKSON	<b>23</b> 55 James McLAREN	<b>22</b> 22 Chris SPELLMAN	<b>8</b>

Clerk of the Course :

Sig : Time :

Chief Timekeeper : Ian Sharp (SMART Timing)

Results available at [www.speedhive.com](http://www.speedhive.com) and [www.smart-timing.co.uk](http://www.smart-timing.co.uk)

Orbits





## KMSC National Motorcycle Racing AC


KMSC Championship 125's & KMSC F400's

Knockhill 1.267 miles

Race 12 - 1st Race

26/05/2018 16:00

Race (10 Laps)



POLE POSITION

<b>3</b> 69 Mark BOWRAN	<b>2</b> 39 Stuart HAMILTON	<b>1</b> 58 James McLAREN	<b>1</b>
<b>6</b> 22 Ross MAGUIRE	<b>5</b> 99 Marc GIBSON	<b>4</b> 117 Lianne MAYHEW	<b>2</b>
<b>9</b> 118 Rod WALKER	<b>8</b> 122 Logan TURNER	<b>7</b> 33 Declan CONNELL	<b>3</b>
<b>12</b> 27 Jordan HAY	<b>11</b> 55 Owen PATERSON	<b>10</b> 12 Jimmy MUIR	<b>4</b>
	<b>14</b> 16 Mia KELLAS	<b>13</b> 8 Nathan ALLARDYCE	<b>5</b>

Clerk of the Course :

Sig :                      Time :

Chief Timekeeper : Ian Sharp (SMART Timing)

Results available at [www.speedhive.com](http://www.speedhive.com) and [www.smart-timing.co.uk](http://www.smart-timing.co.uk)

Orbits



## KMSC National Motorcycle Racing AC

Lapchart

KMSC Championship 125's &amp; KMSC F400's

Knockhill 1.267 miles

Race 6 - 1st Race

26/05/2018 14:30

Race (10 Laps) started at 13:59:31

Competitors	Laps											
	0	1	2	3	4	5	6	7	8	9	10	
James McLAREN (58)	1	58	58	58	58	58	58	58	58	58	58	58
Mark BOWRAN (69)	2	69	69	39	39	39	39	39	39	39	39	39
Stuart HAMILTON (39)	3	39	39	69	69	69	69	69	69	69	69	69
Lianne MAYHEW (117)	4	117	117	117	117	117	117	117	117	117	117	117
Marc GIBSON (99)	5	99	99	99	99	99	99	99	99	99	99	99
Declan CONNELL (33)	6	33	22	22	22	22	22	22	22	22	22	22
Jimmy MUIR (12)	7	12	122	122	122	33	33	33	33	122	122	33
Rod WALKER (118)	8	118	33	33	33	122	122	122	122	33	33	122
Logan TURNER (122)	9	122	118	118	118	118	118	118	118	118	118	118
Nathan ALLARDYCE (8)	10	8	12	55	55	55	55	55	55	55	55	55
Ross MAGUIRE (22)	11	22	55	12	12	12	12	12	12	12	12	12
Owen PATERSON (55)	12	55	27	27	27	27	27	27	27	27	27	27
Jordan HAY (27)	13	27	8	8	8	8	8	8	8	8	8	8
Mia KELLAS (16)	14	16	16									

Clerk of the Course :

Sig : Time :

Chief Timekeeper : Ian Sharp (SMART Timing)

 Results available at [www.speedhive.com](http://www.speedhive.com) and [www.smart-timing.co.uk](http://www.smart-timing.co.uk)

Printed: 26/05/2018 14:14:54

Orbits



## KMSC National Motorcycle Racing AC

KMSC Championship 125's &amp; KMSC F400's

Knockhill 1.267 miles

Race 6 - 1st Race

26/05/2018 14:30

Race (10 Laps) started at 13:59:31

Lap	Time of Day	Lap Tm	S1	S2	S3	SFSpd	S1Spd	Lap	Time of Day	Lap Tm	S1	S2	S3	SFSpd	S1Spd
<b>(58) James McLAREN</b>															
1	14:00:36.883	<b>59.956</b>	17.752	22.209	19.995	79.795	99.419	1	14:00:46.548	<b>1:07.584</b>	20.205			73.907	83.885
2	14:01:36.010	<b>59.127</b>	17.058	22.327	19.742	118.356	100.611	2	14:01:50.913	<b>1:04.365</b>	18.941			<b>104.692</b>	<b>86.257</b>
3	14:02:34.705	<b>58.695</b>	16.880	22.206	19.609	119.196	96.419	3	14:02:55.224	<b>1:04.311</b>	18.829			104.204	84.095
4	14:03:33.056	<b>58.351</b>	16.705	21.982	19.664	120.265	99.125	4	14:03:58.747	<b>1:03.523</b>	18.694	<b>23.531</b>	<b>21.298</b>	103.561	85.379
5	14:04:31.481	<b>58.425</b>	16.770	22.095	19.560	120.265	101.371	5	14:05:02.172	<b>1:03.425</b>	18.890			101.987	84.095
6	14:05:29.249	<b>57.768</b>	16.681	<b>21.751</b>	19.336	120.915	99.125	6	14:06:05.570	<b>1:03.398</b>	18.573			102.454	84.839
7	14:06:27.251	<b>58.002</b>	<b>16.525</b>	22.215	<b>19.262</b>	<b>123.587</b>	100.011	7	14:07:08.510	<b>1:02.940</b>	<b>18.534</b>			103.242	84.200
8	14:07:25.684	<b>58.433</b>	16.618	22.223	19.592	121.792	99.566	8	14:08:15.035	<b>1:06.525</b>	18.635			102.298	83.989
9	14:08:23.954	<b>58.270</b>	16.693	22.251	19.326	123.133	100.611	9	14:09:21.072	<b>1:06.037</b>	19.659			93.595	76.870
10	14:09:21.994	<b>58.040</b>	16.610	22.051	19.379	123.587	<b>101.832</b>	10	14:10:26.203	<b>1:05.131</b>	19.641			94.518	81.839
<b>(39) Stuart HAMILTON</b>															
1	14:00:37.932	<b>1:00.507</b>	18.487			82.849	97.967	<b>(122) Logan TURNER</b>							
2	14:01:36.473	<b>58.541</b>	16.984	<b>22.092</b>	19.465	121.133	100.762	1	14:00:45.720	<b>1:06.458</b>	20.410			72.392	<b>84.200</b>
3	14:02:34.856	<b>58.383</b>	16.912	22.118	<b>19.353</b>	<b>121.792</b>	100.310	2	14:01:50.254	<b>1:04.534</b>	19.516			101.218	80.561
4	14:03:33.349	<b>58.493</b>	16.886			121.133	<b>101.524</b>	3	14:02:54.943	<b>1:04.689</b>	19.524			100.011	
5	14:04:31.582	<b>58.233</b>	17.049			121.133	100.762	4	14:03:59.104	<b>1:04.161</b>	19.136			98.979	
6	14:05:29.803	<b>58.221</b>	16.911			120.915	101.371	5	14:05:02.655	<b>1:03.551</b>	<b>18.874</b>			<b>101.678</b>	83.989
7	14:06:29.578	<b>59.775</b>	<b>16.772</b>			121.572	100.914	6	14:06:06.226	<b>1:03.571</b>	19.049			100.161	82.139
8	14:07:29.610	<b>1:00.032</b>	16.973			120.697	100.310	7	14:07:10.000	<b>1:03.774</b>	18.985				81.343
9	14:08:28.323	<b>58.713</b>	17.052	22.223	19.438	118.147	100.310	8	14:08:14.800	<b>1:04.800</b>	19.159			98.979	81.244
10	14:09:27.491	<b>59.168</b>	17.720			120.265	98.833	9	14:09:19.570	<b>1:04.770</b>	19.396				78.672
<b>(69) Mark BOWRAN</b>															
1	14:00:36.990	<b>59.792</b>	17.656	22.658	19.478	83.054	100.011	<b>(118) Rod WALKER</b>							
2	14:01:36.776	<b>59.786</b>	18.081	22.462	19.243	121.792	99.125	1	14:00:47.952	<b>1:08.706</b>	20.058	26.665	21.983	77.491	94.518
3	14:02:35.332	<b>58.556</b>	16.968	22.308	19.280	<b>124.273</b>	102.454	2	14:01:53.970	<b>1:06.018</b>	18.688	25.501	21.829	117.321	96.005
4	14:03:33.506	<b>58.174</b>	16.906	22.262	19.006	123.587	103.561	3	14:02:59.350	<b>1:05.380</b>	18.346	25.661	<b>21.373</b>	118.147	96.558
5	14:04:32.415	<b>58.909</b>	17.610	21.976	19.323	123.360	102.298	4	14:04:05.033	<b>1:05.683</b>	18.313	25.708	21.662	118.985	97.399
6	14:05:30.151	<b>57.736</b>	<b>16.682</b>	<b>21.875</b>	19.179	123.815	<b>103.882</b>	5	14:05:10.004	<b>1:04.971</b>	18.320	<b>25.025</b>	21.626	116.103	<b>97.824</b>
7	14:06:30.132	<b>59.981</b>	16.883	22.702	20.396	123.815	103.721	6	14:06:15.469	<b>1:05.465</b>	18.435			118.565	93.595
8	14:07:30.298	<b>1:00.166</b>	17.859	22.559	19.748	124.273	99.714	7	14:07:21.560	<b>1:06.091</b>	<b>18.293</b>	25.951	21.847	<b>119.835</b>	96.558
9	14:08:28.399	<b>58.101</b>	16.700	22.454	<b>18.947</b>	124.044	100.310	8	14:08:27.934	<b>1:06.374</b>	19.004	25.537	21.833	117.116	96.558
10	14:09:27.576	<b>59.177</b>	17.712	22.249	19.216	123.815	96.558	9	14:09:34.765	<b>1:06.831</b>	18.977	25.686	22.168	114.714	96.419
<b>(117) Lianne MAYHEW</b>															
1	14:00:42.274	<b>1:04.381</b>	18.798	24.244	21.339	79.136	96.419	<b>(12) Jimmy MUIR</b>							
2	14:01:45.492	<b>1:03.218</b>	18.270	23.953	20.995	114.714	96.697	1	14:00:49.137	<b>1:10.041</b>	21.056			70.050	<b>82.442</b>
3	14:02:49.181	<b>1:03.689</b>	18.160	24.450	21.079	114.518	96.143	2	14:01:56.748	<b>1:07.611</b>	19.738			98.979	82.341
4	14:03:52.359	<b>1:03.178</b>	17.832	24.025	21.321	<b>115.504</b>	96.005	3	14:03:03.551	<b>1:06.803</b>	<b>19.470</b>			<b>99.272</b>	82.039
5	14:04:55.823	<b>1:03.464</b>	17.995	24.130	21.339	114.714	<b>97.399</b>	4	14:04:10.571	<b>1:07.020</b>	19.876			98.254	81.244
6	14:05:59.328	<b>1:03.505</b>	18.371	24.090	21.044	112.976	93.076	5	14:05:17.350	<b>1:06.779</b>	19.603			97.824	81.343
7	14:07:01.374	<b>1:02.046</b>	17.727	<b>23.662</b>	<b>20.657</b>	114.518	95.868	6	14:06:24.154	<b>1:06.804</b>	19.586			97.967	81.540
8	14:08:03.872	<b>1:02.498</b>	17.644	24.000	20.854	114.518	95.868	7	14:07:32.477	<b>1:08.323</b>	19.611			98.398	81.048
9	14:09:06.224	<b>1:02.352</b>	<b>17.486</b>	23.974	20.892	115.107	97.257	8	14:08:40.346	<b>1:07.869</b>	20.031			98.398	81.343
10	14:10:08.914	<b>1:02.690</b>	17.559	24.096	21.035	115.504	96.281	9	14:09:48.139	<b>1:07.793</b>	20.129			98.543	80.368
<b>(99) Marc GIBSON</b>															
1	14:00:43.093	<b>1:04.812</b>	19.250	24.002	21.560	79.700	91.055	<b>(55) Owen PATERSON</b>							
2	14:01:46.209	<b>1:03.116</b>	18.064	24.084	20.968	108.941	91.427	1	14:00:49.477	<b>1:10.000</b>	20.988	26.360	22.652	70.714	<b>84.306</b>
3	14:02:49.590	<b>1:03.381</b>	17.847	24.600	20.934	<b>117.116</b>	94.518	2	14:01:56.224	<b>1:06.747</b>	19.149	25.491	22.107	100.914	82.442
4	14:03:52.619	<b>1:03.029</b>	18.172	24.137	20.720	112.976	90.686	3	14:03:02.645	<b>1:06.421</b>	<b>18.818</b>	25.405	22.198	<b>101.371</b>	82.442
5	14:04:55.956	<b>1:03.337</b>	18.572			111.846	93.595	4	14:04:09.422	<b>1:06.777</b>	18.949	25.612	22.216	99.863	82.747
6	14:05:59.902	<b>1:03.946</b>	18.324	24.503	21.119	114.714	87.494	5	14:05:15.251	<b>1:05.829</b>	18.834	<b>25.264</b>	<b>21.731</b>	99.272	82.442
7	14:07:02.266	<b>1:02.364</b>	<b>17.769</b>	<b>23.535</b>	21.060	112.786	<b>94.651</b>	6	14:06:21.318	<b>1:06.067</b>	18.867	25.267	21.933	100.611	82.951
8	14:08:04.489	<b>1:02.223</b>	17.793	23.905	<b>20.525</b>	110.922	92.181	7	14:07:27.607	<b>1:06.289</b>	18.871	25.325	22.093	100.914	82.139
9	14:09:07.289	<b>1:02.800</b>	17.984	24.012	20.804	111.474	88.532	8	14:08:34.622	<b>1:07.015</b>	19.135	25.724	22.156	99.566	82.341
10	14:10:09.719	<b>1:02.430</b>	18.068	23.704	20.658	108.588	88.068	9	14:09:41.262	<b>1:06.640</b>	18.876	25.679	22.085	100.611	81.739
<b>(22) Ross MAGUIRE</b>															
1	14:00:45.003	<b>1:05.570</b>	20.219	24.376	20.975	68.899	85.925	<b>(27) Jordan HAY</b>							
2	14:01:47.177	<b>1:02.174</b>	18.344	<b>23.165</b>	20.665	103.084	85.379	1	14:00:49.915	<b>1:10.152</b>	21.816	26.264	22.072	73.989	<b>82.645</b>
3	14:02:50.066	<b>1:02.889</b>	18.306	23.481	21.102	104.043	85.162	2	14:01:57.931	<b>1:08.016</b>	20.407	25.740	<b>21.869</b>	100.460	81.244
4	14:03:53.423	<b>1:03.357</b>	18.561	23.763	21.033	104.692	85.054	3	14:03:06.283	<b>1:08.352</b>	20.481	25.772	22.099	<b>100.611</b>	80.368
5	14:04:56.325	<b>1:02.902</b>	18.318	23.292	21.292	103.721	<b>86.590</b>	4	14:04:14.392	<b>1:08.109</b>	20.517	25.366	22.226	98.979	81.048
6	14:06:00.410	<b>1:04.085</b>	18.679	23.929	21.477	<b>105.349</b>	85.596	5	14:05:22.735	<b>1:08.343</b>	20.641	25.580	22.122	97.824	79.606
7	14:07:04.307	<b>1:03.897</b>	19.205	23.855	20.837	104.529	80.853	6	14:06:31.397	<b>1:08.662</b>	20.430	25.681	22.551	98.543	80.755
8	14:08:06.982	<b>1:02.675</b>													





## KMSC National Motorcycle Racing AC

KMSC Championship 125's & KMSC F400's

Knockhill 1.267 miles

Race 6 - 1st Race

26/05/2018 14:30

Race (10 Laps) started at 13:59:31

Lap	Time of Day	Lap Tm	S1	S2	S3	SFSpd	S1Spd	Lap	Time of Day	Lap Tm	S1	S2	S3	SFSpd	S1Spd
7	14:07:40.001	1:08.218	19.814			96.836	76.519								
8	14:08:47.670	1:07.669	20.064				76.607								
9	14:09:55.635	1:07.965	19.601				75.914								
(16) Mia KELLAS															
1	14:00:52.925	1:12.359	22.072	26.697	23.590	67.242	74.564								

Clerk of the Course :

Sig : Time :

Chief Timekeeper : Ian Sharp (SMART Timing)

Results available at [www.speedhive.com](http://www.speedhive.com) and [www.smart-timing.co.uk](http://www.smart-timing.co.uk)

Printed: 26/05/2018 14:14:21

Orbits



# Race Results

## KMSC National Motorcycle Racing AC

Sorted on Laps

KMSC Championship 125's &amp; KMSC F400's

Knockhill 1.267 miles

Race 6 - 1st Race

26/05/2018 14:30

Race (10 Laps) started at 13:59:31

Pos	No.	Name	Make/Model	CC	Class	Laps	Total Tm	Diff	Best Tm	In Lap	Avg. Speed
1	58	James McLAREN	Suzuki	GSXR600	F400	10	9:50.464		57.768	6	77.246
2	39	Stuart HAMILTON	Kawasaki	ZXR400	F400	10	9:55.961	5.497	58.221	6	76.533
3	69	Mark BOWRAN	Kawasaki	ZXR400	F400	10	9:56.046	5.582	57.736	6	76.522
4	117	Lianne MAYHEW	Kawasaki	ER6	F400	10	10:37.384	46.920	1:02.046	7	71.560
5	99	Marc GIBSON	Kawasaki	ZXR400	F400	10	10:38.189	47.725	1:02.223	8	71.469
6	22	Ross MAGUIRE	Aprilia	RS125	F125	10	10:40.224	49.760	1:02.174	2	71.242
7	33	Declan CONNELL	Aprilia	RS125	F125	10	10:54.673	1:04.209	1:02.940	7	69.670
8	122	Logan TURNER	Aprilia	RS125	F125	10	10:54.738	1:04.274	1:03.551	5	69.663
9	118	Rod WALKER	Kawasaki	ZXR400	F400	9	10:13.235	1 Lap	1:04.971	5	66.940
10	12	Jimmy MUIR	Aprilia	RS125	F125	9	10:16.609	1 Lap	1:06.779	5	66.574
11	55	Owen PATERSON	Aprilia	RS125	F125	9	10:19.732	1 Lap	1:05.829	5	66.238
12	27	Jordan HAY	Aprilia	RS125	F125	9	10:23.245	1 Lap	1:07.332	9	65.865
13	8	Nathan ALLARDYCE	Aprilia	RS125	F125	9	10:24.105	1 Lap	1:07.669	8	65.774
Not classified											
DNF	16	Mia KELLAS	Aprilia	RS125	F125	1	1:21.395	DNF	1:12.359	1	56.037

### Announcements

Bikes No's 55 &amp; 118 - Racetime includes 10 second Jump Start penalty.

Margin of Victory	Avg. Speed	Best Lap Tm	Best Speed	Best Lap by
5.497	77.246	57.736	78.999	69 - Mark BOWRAN

Clerk of the Course :

Orbits

Sig : Time :

Chief Timekeeper : Ian Sharp (SMART Timing)

 Results available at [www.speedhive.com](http://www.speedhive.com) and [www.smart-timing.co.uk](http://www.smart-timing.co.uk)

Printed: 26/05/2018 14:14:01



# Race Results

## KMSC National Motorcycle Racing AC

Sorted on Laps

KMSC Pre-Injection 600's

Knockhill 1.267 miles

Race 7 - 1st Race

26/05/2018 14:45

Race (10 Laps) started at 14:15:12

Pos	No.	Name	Make/Model	CC	Class	Laps	Total Tm	Diff	Best Tm	In Lap	Avg. Speed
1	168	Paul WISHART	Yamaha	R6 600	PI6	10	9:10.248		53.704	4	82.892
2	22	William MASON	Yamaha	R6 600	PI6	10	9:12.124	1.876	53.880	2	82.610
3	41	Kieran MURRAY	Yamaha	R6 600	PI6	10	9:23.691	13.443	54.212	7	80.915
4	8	Patryk MOTYKA	Yamaha	R6 600	PI6	10	9:31.148	20.900	55.826	6	79.858
5	54	Cameron ROBB	Yamaha	R6 600	PI6	10	9:31.713	21.465	55.768	7	79.779
6	60	Dougie BROWN	Yamaha	R6 600	PI6	10	9:31.736	21.488	55.852	2	79.776
7	70	Simon HARDY	Yamaha	R6 600	PI6	10	9:40.724	30.476	56.445	10	78.541
8	17	Gary WHITEFORD	Kawasaki	ZX6R	PI6	10	9:40.894	30.646	56.456	10	78.518
9	92	Andrew CRAIGMILE	Yamaha	R6 600	PI6	10	9:45.175	34.927	56.951	3	77.944
10	93	Lee SEAGER	Yamaha	ZX6R Ninja	PI6	10	9:48.066	37.818	57.100	7	77.561
11	95	Michael MacKINNON	Yamaha	R6 600	PI6	10	9:48.788	38.540	57.043	9	77.466
12	21	Andy LOCK	Yamaha	R6 600	PI6	10	9:48.832	38.584	57.454	10	77.460
13	34	Darren GREENE	Yamaha	R6 600	PI6	9	9:15.285	1 Lap	59.693	9	73.926
14	45	Gerry SULLIVAN	Kawasaki	ZX6R 600	PI6	9	9:17.412	1 Lap	1:00.057	3	73.644
15	126	Martin BULMAN	Honda	CBR600FX	PI6	9	9:18.009	1 Lap	1:00.003	3	73.565
16	66	Derek McGREGOR	Yamaha	R6 5EB	PI6	9	9:26.448	1 Lap	1:00.984	6	72.469
17	31	Darren ANDERSON	Kawasaki	ZXR 600	PI6	9	9:27.167	1 Lap	1:01.463	3	72.377
18	23	Paul REID	Honda	CBR600	PI6	9	9:33.819	1 Lap	1:01.883	6	71.538
Not classified											
DNS	15	Jon DICKIE	Yamaha	R6 600	PI6			DNS		0	-

### Announcements

Bike No.22 - No working transponder - Please fix before next Race

Margin of Victory	Avg. Speed	Best Lap Tm	Best Speed	Best Lap by
1.876	82.892	53.704	84.930	168 - Paul WISHART

Clerk of the Course :

Orbits

Sig : Time :

Chief Timekeeper : Ian Sharp (SMART Timing)

 Results available at [www.speedhive.com](http://www.speedhive.com) and [www.smart-timing.co.uk](http://www.smart-timing.co.uk)

Printed: 26/05/2018 14:28:02



## KMSC National Motorcycle Racing AC

KMSC Pre-Injection 600's

Knockhill 1.267 miles

Race 7 - 1st Race

26/05/2018 14:45

Race (10 Laps) started at 14:15:12

Lap	Time of Day	Lap Tm	S1	S2	S3	SFSpd	S1Spd
<b>(168) Paul WISHART</b>							
1	14:16:13.580	<b>55.719</b>	16.418	20.938	18.363	93.595	116.506
2	14:17:07.871	<b>54.291</b>	15.436	20.561	18.294	140.392	<b>117.940</b>
3	14:18:01.588	<b>53.717</b>	15.422	<b>20.242</b>	18.053	140.687	117.940
4	14:18:55.292	<b>53.704</b>	<b>15.299</b>	20.449	<b>17.956</b>	140.099	117.526
5	14:19:49.224	<b>53.932</b>	15.329	20.446	18.157	141.877	116.912
6	14:20:43.665	<b>54.441</b>	15.552	20.714	18.175	140.687	116.304
7	14:21:37.788	<b>54.123</b>	15.434	20.507	18.182	141.279	117.940
8	14:22:32.327	<b>54.539</b>	15.488	20.777	18.274	140.392	117.116
9	14:23:27.705	<b>55.378</b>	15.299			<b>142.177</b>	116.709
10	14:24:23.087	<b>55.382</b>	15.371	21.075	18.936	141.577	117.526

Lap	Time of Day	Lap Tm	S1	S2	S3	SFSpd	S1Spd
<b>(22) William MASON</b>							
1	14:16:14.163	<b>55.549</b>					
2	14:17:08.043	<b>53.880</b>					
3	14:18:02.143	<b>54.100</b>					
4	14:18:56.165	<b>54.022</b>					
5	14:19:50.956	<b>54.791</b>					
6	14:20:45.908	<b>54.952</b>					
7	14:21:40.372	<b>54.464</b>					
8	14:22:35.761	<b>55.389</b>					
9	14:23:30.668	<b>54.907</b>					
10	14:24:24.963	<b>54.295</b>					

Lap	Time of Day	Lap Tm	S1	S2	S3	SFSpd	S1Spd
<b>(41) Kieran MURRAY</b>							
1	14:16:22.534	<b>59.359</b>	17.870			58.253	110.012
2	14:17:18.438	<b>55.904</b>	<b>15.454</b>	21.629	18.821	136.954	116.103
3	14:18:12.699	<b>54.261</b>	15.732	20.616	<b>17.913</b>	138.939	113.549
4	14:19:07.333	<b>54.634</b>	15.664	20.650	18.320	136.954	115.504
5	14:20:02.215	<b>54.882</b>	15.615	<b>20.553</b>	18.714	<b>139.227</b>	114.910
6	14:20:57.083	<b>54.868</b>	15.872	20.904	18.092	<b>137.234</b>	<b>116.506</b>
7	14:21:51.295	<b>54.212</b>	15.553	20.615	18.044	138.366	114.910
8	14:22:45.643	<b>54.348</b>	15.573	20.553	18.222	137.234	114.518
9	14:23:40.795	<b>55.152</b>	15.662	21.121	18.369	136.121	115.107
10	14:24:36.530	<b>55.735</b>	15.612	21.435	18.688	137.798	115.703

Lap	Time of Day	Lap Tm	S1	S2	S3	SFSpd	S1Spd
<b>(8) Patryk MOTYKA</b>							
1	14:16:17.042	<b>58.329</b>	17.353	22.170	18.806	89.477	111.290
2	14:17:13.073	<b>56.031</b>	15.885	21.694	18.452	135.571	<b>112.976</b>
3	14:18:09.184	<b>56.111</b>	15.814	21.798	18.499	136.121	<b>112.033</b>
4	14:19:05.368	<b>56.184</b>	15.830			136.398	111.474
5	14:20:02.159	<b>56.791</b>	15.981	21.959	18.851	132.362	109.118
6	14:20:57.985	<b>55.826</b>	15.850	21.670	<b>18.306</b>	136.675	111.474
7	14:21:53.956	<b>55.971</b>	<b>15.682</b>	<b>21.661</b>	18.628	<b>136.954</b>	111.105
8	14:22:50.390	<b>56.434</b>	15.733	21.927	18.774	136.675	111.660
9	14:23:46.368	<b>55.978</b>	15.848	21.664	18.466	135.845	110.556
10	14:24:43.987	<b>57.619</b>	16.120			135.845	110.739

Lap	Time of Day	Lap Tm	S1	S2	S3	SFSpd	S1Spd
<b>(54) Cameron ROBB</b>							
1	14:16:18.248	<b>59.452</b>	17.512			89.836	110.193
2	14:17:14.801	<b>56.553</b>	16.137			133.680	112.408
3	14:18:11.251	<b>56.450</b>	15.953			135.298	112.976
4	14:19:07.247	<b>55.996</b>	16.060	21.380	18.556	134.484	110.922
5	14:20:03.452	<b>56.205</b>	16.281	21.385	18.539	<b>137.798</b>	112.786
6	14:20:59.599	<b>56.147</b>	16.094	21.547	18.506	133.947	112.976
7	14:21:55.367	<b>55.768</b>	16.062	<b>21.314</b>	<b>18.392</b>	136.121	114.323
8	14:22:51.293	<b>55.926</b>	15.960	21.489	18.477	134.754	112.597
9	14:23:47.517	<b>56.224</b>	<b>15.915</b>	21.553	18.756	134.484	111.474
10	14:24:44.552	<b>57.035</b>	16.134	22.090	18.811	131.842	<b>117.733</b>

Lap	Time of Day	Lap Tm	S1	S2	S3	SFSpd	S1Spd
<b>(60) Dougie BROWN</b>							
1	14:16:15.337	<b>56.721</b>	16.693			92.562	111.474
2	14:17:11.189	<b>55.852</b>	15.999	<b>21.057</b>	18.796	<b>139.517</b>	<b>113.935</b>
3	14:18:08.105	<b>56.916</b>	16.233	21.635	19.048	138.652	108.764
4	14:19:05.002	<b>56.897</b>	16.301	21.469	19.127	138.366	111.474
5	14:20:02.016	<b>57.014</b>	16.232	21.627	19.155	<b>137.234</b>	111.474
6	14:20:58.762	<b>56.746</b>	16.189	21.841	<b>18.716</b>	134.754	112.408
7	14:21:55.012	<b>56.250</b>	16.142			138.081	113.166
8	14:22:51.102	<b>56.090</b>	<b>15.930</b>	21.394	18.766	139.227	113.166
9	14:23:47.376	<b>56.274</b>	15.950			136.954	113.166
10	14:24:44.575	<b>57.199</b>	16.079	21.946	19.174	136.954	112.220

Lap	Time of Day	Lap Tm	S1	S2	S3	SFSpd	S1Spd
<b>(70) Simon HARDY</b>							

Lap	Time of Day	Lap Tm	S1	S2	S3	SFSpd	S1Spd
1	14:16:18.506	<b>59.510</b>	17.536	22.844	19.130	93.595	109.832
2	14:17:15.912	<b>57.406</b>	16.450			129.551	111.474
3	14:18:12.630	<b>56.718</b>	16.377	21.748	<b>18.593</b>	133.150	<b>113.935</b>
4	14:19:09.204	<b>56.574</b>	16.205	21.732	18.637	130.560	111.105
5	14:20:06.749	<b>57.545</b>	16.403	21.933	19.209	132.102	110.556
6	14:21:04.226	<b>57.477</b>	16.227	21.898	19.352	133.150	112.408
7	14:22:02.173	<b>57.947</b>	16.853			130.814	111.846
8	14:22:59.659	<b>57.486</b>	16.324	22.117	19.045	<b>134.215</b>	111.474
9	14:23:57.118	<b>57.459</b>	16.655	21.873	18.931	128.559	112.033
10	14:24:53.563	<b>56.445</b>	<b>16.021</b>	<b>21.593</b>	18.831	132.624	113.357

Lap	Time of Day	Lap Tm	S1	S2	S3	SFSpd	S1Spd
<b>(17) Gary WHITEFORD</b>							
1	14:16:17.971	<b>59.388</b>	17.616	22.410	19.362	95.459	109.118
2	14:17:15.637	<b>57.666</b>	16.730	22.095	18.841	136.121	<b>114.518</b>
3	14:18:12.459	<b>56.822</b>	16.247	21.663	18.912	136.398	113.742
4	14:19:10.229	<b>57.770</b>	16.578	22.319	18.873	<b>133.947</b>	112.408
5	14:20:09.826	<b>57.597</b>	16.409	22.199	18.989	<b>138.366</b>	109.832
6	14:21:05.382	<b>57.556</b>	16.404	22.232	18.920	135.571	112.786
7	14:22:02.574	<b>57.192</b>	<b>16.227</b>	22.170	18.795	133.947	113.742
8	14:22:59.784	<b>57.210</b>	16.498	21.976	18.736	135.571	112.408
9	14:23:57.277	<b>57.493</b>	16.543	22.183	18.767	134.754	112.033
10	14:24:53.733	<b>56.456</b>	16.272	<b>21.655</b>	<b>18.529</b>	135.025	113.549

Lap	Time of Day	Lap Tm	S1	S2	S3	SFSpd	S1Spd
<b>(92) Andrew CRAIGMILE</b>							
1	14:16:19.753	<b>59.650</b>	17.553	22.710	19.387	97.967	111.846
2	14:17:17.460	<b>57.707</b>	16.461	21.944	19.302	135.845	<b>114.129</b>
3	14:18:14.411	<b>56.951</b>	<b>16.130</b>	21.702	19.119	135.845	114.129
4	14:19:11.646	<b>57.235</b>	16.160	21.963	<b>19.112</b>	135.025	112.976
5	14:20:09.467	<b>57.821</b>	16.739	21.605	19.477	<b>136.675</b>	112.786
6	14:21:07.006	<b>57.539</b>	16.455	21.690	19.394	134.484	113.357
7	14:22:04.257	<b>57.251</b>	16.457	<b>21.602</b>	19.192	134.215	112.408
8	14:23:02.533	<b>58.276</b>	16.706	22.172	19.398	135.845	111.660
9	14:24:00.136	<b>57.603</b>	16.150	21.969	19.484	135.845	113.549
10	14:24:58.014	<b>57.878</b>	16.348	22.095	19.435	134.215	113.549

Lap	Time of Day	Lap Tm	S1	S2	S3	SFSpd	S1Spd
<b>(93) Lee SEAGER</b>							
1	14:16:20.699	<b>1:01.207</b>	18.968	22.788	19.451	92.181	103.242
2	14:17:18.893	<b>58.194</b>	16.680	22.029	19.485	130.814	<b>110.012</b>
3	14:18:16.699	<b>57.806</b>	16.627	21.845	19.334	131.326	108.588
4	14:19:14.639	<b>57.840</b>	16.559	22.178	19.203	<b>131.584</b>	109.653
5	14:20:12.502	<b>57.963</b>	<b>16.474</b>	22.355	<b>19.034</b>	131.326	100.460
6	14:21:10.960	<b>58.458</b>	16.743	22.470	19.245	130.560	107.030
7	14:22:08.060						

## KMSC National Motorcycle Racing AC

KMSC Pre-Injection 600's

Knockhill 1.267 miles

Race 7 - 1st Race

26/05/2018 14:45

Race (10 Laps) started at 14:15:12

Lap	Time of Day	Lap Tm	S1	S2	S3	SFSpd	S1Spd	Lap	Time of Day	Lap Tm	S1	S2	S3	SFSpd	S1Spd
3	14:18:21.870	<b>59.801</b>	17.568			124.044	106.520								
4	14:19:22.303	<b>1:00.433</b>	17.439	23.180	19.814	123.133	106.183								
5	14:20:23.262	<b>1:00.959</b>	17.505	23.301	19.814	118.565	100.914								
6	14:21:26.353	<b>1:03.091</b>	19.083	23.784	20.224	97.117	94.785								
7	14:22:26.813	<b>1:00.460</b>	<b>17.384</b>	23.406	19.670	123.587	101.678								
8	14:23:28.431	<b>1:01.618</b>	17.735			120.915	97.967								
9	14:24:28.124	<b>59.693</b>	17.763			120.049	101.678								
<b>(45) Gerry SULLIVAN</b>															
1	14:16:24.181	<b>1:04.231</b>	19.078			89.957	97.117								
2	14:17:24.266	<b>1:00.085</b>	<b>16.704</b>			124.735	105.515								
3	14:18:24.323	<b>1:00.057</b>	16.864	23.503	<b>19.690</b>	125.201	105.349								
4	14:19:24.622	<b>1:00.299</b>	17.166	23.312	19.821	122.683	107.544								
5	14:20:25.233	<b>1:00.611</b>	17.583	<b>23.300</b>	19.728	121.572	<b>108.064</b>								
6	14:21:26.990	<b>1:01.757</b>	17.255			118.775	98.111								
7	14:22:27.672	<b>1:00.682</b>	17.073			<b>126.380</b>	103.402								
8	14:23:29.358	<b>1:01.686</b>	17.223	24.024	20.439	121.572	102.768								
9	14:24:30.251	<b>1:00.893</b>	17.311			121.352	105.349								
<b>(126) Martin BULMAN</b>															
1	14:16:22.455	<b>1:02.413</b>	18.702	23.789	19.922	93.465	100.611								
2	14:17:23.543	<b>1:01.088</b>	17.583	23.668	19.837	125.905	103.721								
3	14:18:23.546	<b>1:00.003</b>	<b>17.074</b>	23.215	<b>19.714</b>	<b>132.362</b>	107.544								
4	14:19:24.036	<b>1:00.490</b>	17.347	23.194	19.949	127.824	104.529								
5	14:20:24.948	<b>1:00.912</b>	17.635	<b>23.147</b>	20.130	120.915	106.183								
6	14:21:27.350	<b>1:02.402</b>	18.212	24.171	20.019	118.565	103.402								
7	14:22:28.383	<b>1:01.033</b>	17.310	23.864	19.859	123.815	107.717								
8	14:23:29.920	<b>1:01.537</b>	17.143	24.179	20.215	125.435	<b>109.653</b>								
9	14:24:30.848	<b>1:00.928</b>	17.429	23.368	20.131	124.504	106.520								
<b>(66) Derek McGREGOR</b>															
1	14:16:26.071	<b>1:05.285</b>	19.210	25.691	20.384	88.299	91.928								
2	14:17:28.554	<b>1:02.483</b>	17.898	24.332	20.253	124.735	102.768								
3	14:18:29.743	<b>1:01.189</b>	17.843	23.356	19.990	126.380	<b>105.848</b>								
4	14:19:32.056	<b>1:02.313</b>	18.193	23.935	20.185	<b>128.805</b>	100.011								
5	14:20:33.663	<b>1:01.607</b>	17.948	23.595	20.064	124.044	101.678								
6	14:21:34.647	<b>1:00.984</b>	17.794	23.331	<b>19.859</b>	118.985	103.402								
7	14:22:36.027	<b>1:01.380</b>	<b>17.763</b>	23.501	20.116	128.313	101.524								
8	14:23:37.551	<b>1:01.524</b>	17.991	<b>23.159</b>	20.374	122.236	100.460								
9	14:24:39.287	<b>1:01.736</b>	17.902	23.931	19.903	123.587	102.142								
<b>(31) Darren ANDERSON</b>															
1	14:16:24.387	<b>1:04.149</b>	19.029	25.057	20.063	93.335	96.419								
2	14:17:26.506	<b>1:02.119</b>	18.674	23.590	19.855	<b>119.196</b>	106.859								
3	14:18:27.969	<b>1:01.463</b>	<b>17.792</b>	23.569	20.102	108.941	106.015								
4	14:19:30.497	<b>1:02.528</b>	18.477	23.896	20.155	112.220	102.768								
5	14:20:32.827	<b>1:02.330</b>	18.227	23.579	20.524	109.118	102.298								
6	14:21:35.136	<b>1:02.309</b>	18.925	23.460	19.924	93.595	104.856								
7	14:22:36.891	<b>1:01.755</b>	17.875	23.559	20.321	109.832	104.856								
8	14:23:38.491	<b>1:01.600</b>	18.151	<b>23.305</b>	20.144	109.296	<b>107.201</b>								
9	14:24:40.006	<b>1:01.515</b>	18.235	23.635	<b>19.645</b>	107.030	105.681								
<b>(23) Paul REID</b>															
1	14:16:25.370	<b>1:05.365</b>	19.373			97.117	91.303								
2	14:17:27.972	<b>1:02.602</b>	18.200			119.196	101.524								
3	14:18:31.266	<b>1:03.294</b>	18.625	<b>24.565</b>	<b>20.104</b>	116.912	95.868								
4	14:19:33.900	<b>1:02.634</b>	<b>17.648</b>			118.147	98.398								
5	14:20:35.868	<b>1:01.968</b>	17.804			112.597	<b>104.856</b>								
6	14:21:37.751	<b>1:01.883</b>	17.955			114.910	100.914								
7	14:22:40.393	<b>1:02.642</b>	17.993			118.985	94.120								
8	14:23:42.771	<b>1:02.378</b>	17.934			<b>119.621</b>	96.419								
9	14:24:46.658	<b>1:03.887</b>	17.940			114.910	94.385								

Clerk of the Course :

Sig : Time :

Chief Timekeeper : Ian Sharp (SMART Timing)

 Results available at [www.speedhive.com](http://www.speedhive.com) and [www.smart-timing.co.uk](http://www.smart-timing.co.uk)

Printed: 26/05/2018 14:28:40

Orbits



## KMSC National Motorcycle Racing AC

## Lapchart

KMSC Pre-Injection 600's

Knockhill 1.267 miles

Race 7 - 1st Race

26/05/2018 14:45

Race (10 Laps) started at 14:15:12

Competitors	Laps										
	0	1	2	3	4	5	6	7	8	9	10
Paul WISHART (168)	1	168	168	168	168	168	168	168	168	168	168
Gary WHITEFORD (17)	2	17	22	22	22	22	22	22	22	22	22
William MASON (22)	3	22	60	60	60	60	41	41	41	41	41
Dougie BROWN (60)	4	60	8	8	8	8	8	8	8	8	8
Patryk MOTYKA (8)	5	8	17	54	54	54	41	60	60	60	54
Cameron ROBB (54)	6	54	54	17	17	41	54	54	54	54	60
Simon HARDY (70)	7	70	70	70	70	70	70	70	70	70	70
Andy LOCK (21)	8	21	21	92	41	17	17	17	17	17	17
Lee SEAGER (93)	9	93	92	21	92	92	92	92	92	92	92
Michael MacKINNON (95)	10	95	95	41	21	21	93	93	93	93	93
Gerry SULLIVAN (45)	11	45	93	93	93	93	21	21	21	21	95
Paul REID (23)	12	23	34	95	95	95	95	95	95	95	21
Martin BULMAN (126)	13	126	126	34	34	34	34	34	34	34	34
Andrew CRAIGMILE (92)	14	92	41	126	126	126	45	45	45	45	45
Darren ANDERSON (31)	15	31	45	45	45	45	126	126	126	126	126
Darren GREENE (34)	16	34	31	31	31	31	66	66	66	66	66
Derek McGREGOR (66)	17	66	23	23	66	66	31	31	31	31	31
Kieran MURRAY (41)	18	41	66	66	23	23	23	23	23	23	23
-	19										

Clerk of the Course :

Sig : Time :

Chief Timekeeper : Ian Sharp (SMART Timing)

 Results available at [www.speedhive.com](http://www.speedhive.com) and [www.smart-timing.co.uk](http://www.smart-timing.co.uk)

Printed: 26/05/2018 14:29:09

Orbits



**KMSC National Motorcycle Racing AC**


KMSC Pre-Injection 600's

Knockhill 1.267 miles

Race 131- 2nd Race - AMENDED GRID

27/05/2018 10:00

Race (10 Laps)



AMENDED GRID - Bike No.75 Added to back of Grid

			POLE POSITION	
<b>3</b>	<b>2</b>	<b>1</b>		<b>1</b>
41 Kieran MURRAY	22 William MASON	168 Paul WISHART		
<b>6</b>	<b>5</b>	<b>4</b>		<b>2</b>
60 Dougie BROWN	54 Cameron ROBB	8 Patryk MOTYKA		
<b>9</b>	<b>8</b>	<b>7</b>		<b>3</b>
92 Andrew CRAIGMILE	17 Gary WHITEFORD	70 Simon HARDY		
<b>12</b>	<b>11</b>	<b>10</b>		<b>4</b>
21 Andy LOCK	95 Michael MacKINNON	93 Lee SEAGER		
<b>15</b>	<b>14</b>	<b>13</b>		<b>5</b>
126 Martin BULMAN	45 Gerry SULLIVAN	34 Darren GREENE		
<b>18</b>	<b>17</b>	<b>16</b>		<b>6</b>
23 Paul REID	31 Darren ANDERSON	66 Derek McGREGOR		
	<b>20</b>	<b>19</b>		<b>7</b>
	75 Harry PULLAR	15 Jon DICKIE		

Clerk of the Course :

Orbits

Sig : Time :

Chief Timekeeper : Ian Sharp (SMART Timing)

Results available at [www.speedhive.com](http://www.speedhive.com) and [www.smart-timing.co.uk](http://www.smart-timing.co.uk)



# Race Results

## KMSC National Motorcycle Racing AC

Sorted on Laps

KMSC Championship CB500's

Knockhill 1.267 miles

Race 8 - 1st Race - Re-Start

26/05/2018 15:05

Race (5 Laps) started at 14:41:58

Pos	No.	Name	Make/Model	CC	Class	Laps	Total Tm	Diff	Best Tm	In Lap	Avg. Speed
1	87	Jodie CHALK	Honda	CB500	CB	5	5:05.664		59.560	3	74.610
2	47	Steve KAIN	Honda	CB500	CB	5	5:10.256	4.592	1:00.403	3	73.505
3	48	Allan BROOKBANKS	Honda	CB500	CB	5	5:13.222	7.558	1:00.536	2	72.809
4	13	Andrew BARTON	Honda	CB500	CB	5	5:16.257	10.593	1:01.401	3	72.111
5	23	Ross McCLEARY	Honda	CB500	CB	5	5:16.966	11.302	1:01.613	4	71.949
6	26	Raymond REID	Honda	CB500	CB	5	5:20.594	14.930	1:02.292	3	71.135
7	7	Colvin DENHOLM	Honda	CB500	CB	5	5:20.779	15.115	1:02.238	3	71.094
8	55	Allan McCLEARY	Honda	CB500	CB	5	5:35.997	30.333	1:05.220	2	67.874
9	66	Phil ROBINSON	Honda	CB500	CB	5	5:36.018	30.354	1:05.368	2	67.870
10	117	Lianne MAYHEW	Honda	CB500	CB	5	5:36.842	31.178	1:05.330	3	67.704
11	126	Martin BULMAN	Honda	CB500	CB	5	5:39.890	34.226	1:05.924	2	67.097
12	73	Fraser CAMERON	Honda	CB500	CB	5	5:40.133	34.469	1:05.318	3	67.049
13	666	David MAGRATH	Honda	CB500	CB	5	5:53.748	48.084	1:08.657	2	64.468

**Not classified**

DNF	144	Keith SHEPHERD	Honda	CB500	CB	4	4:06.877	DNF	59.844	2	73.901
DNS	96	Andrew KIRKWOOD	Honda	CB500	CB			DNS		0	-
DNS	113	Calum PERT	Honda	CB500	CB			DNS		0	-

**Announcements**

RED FLAG after Leader completed 4 Laps - Race re-started over 5 Laps.

Margin of Victory	Avg. Speed	Best Lap Tm	Best Speed	Best Lap by
4.592	74.610	59.560	76.580	87 - Jodie CHALK

Clerk of the Course :

Orbits

Sig : Time :

Chief Timekeeper : Ian Sharp (SMART Timing)

 Results available at [www.speedhive.com](http://www.speedhive.com) and [www.smart-timing.co.uk](http://www.smart-timing.co.uk)

Printed: 26/05/2018 14:50:58





## KMSC National Motorcycle Racing AC

KMSC Championship CB500's

Knockhill 1.267 miles

Race 8 - 1st Race - Re-Start

26/05/2018 15:05

Race (5 Laps) started at 14:41:58

Lap	Time of Day	Lap Tm	S1	S2	S3	SFSpd	S1Spd	Lap	Time of Day	Lap Tm	S1	S2	S3	SFSpd	S1Spd
(87) Jodie CHALK															
1	14:43:04.766	<b>1:01.242</b>	18.374	22.739	20.129	77.491	91.055	3	14:45:25.342	<b>1:05.948</b>	19.183	24.879	21.886	106.689	87.380
2	14:44:04.500	<b>59.734</b>	17.358	22.519	19.857	110.739	91.802	4	14:46:31.526	<b>1:06.184</b>	19.277	24.891	22.016	106.689	<b>87.722</b>
3	14:45:04.060	<b>59.560</b>	<b>17.275</b>	<b>22.414</b>	19.871	<b>111.105</b>	91.802	5	14:47:38.280	<b>1:06.754</b>	19.245	25.403	22.106	<b>107.717</b>	86.479
4	14:46:04.044	<b>59.984</b>	17.357	22.579	20.048	110.556	<b>92.690</b>	(73) Fraser CAMERON							
5	14:47:04.054	<b>1:00.010</b>	17.357	22.504	20.149	111.105	92.054	1	14:43:15.589	<b>1:07.803</b>	20.180			77.402	86.257
(47) Steve KAIN															
1	14:43:05.809	<b>1:01.981</b>	18.640	23.219	20.122	79.795	<b>94.252</b>	2	14:44:21.124	<b>1:05.535</b>	19.292			106.859	87.494
2	14:44:06.213	<b>1:00.404</b>	17.528			113.166	93.465	3	14:45:26.442	<b>1:05.318</b>	18.972			106.183	86.927
3	14:45:06.616	<b>1:00.403</b>	<b>17.359</b>	<b>22.877</b>	20.167	<b>114.518</b>	93.595	4	14:46:32.028	<b>1:05.586</b>	19.114			105.848	87.952
4	14:46:07.535	<b>1:00.919</b>	17.537	23.130	20.252	113.357	93.335	5	14:47:38.523	<b>1:06.495</b>	<b>18.921</b>			<b>107.201</b>	<b>89.002</b>
5	14:47:08.646	<b>1:01.111</b>	17.427	23.470	20.214	113.549	88.884	(666) David MAGRATH							
(48) Allan BROOKBANKS															
1	14:43:06.560	<b>1:02.518</b>	18.693	23.418	20.407	77.402	<b>92.690</b>	1	14:43:15.399	<b>1:09.200</b>	20.563	26.094	<b>22.543</b>	77.047	<b>85.925</b>
2	14:44:07.096	<b>1:00.536</b>	17.452	22.925	<b>20.159</b>	111.105	91.055	2	14:44:24.056	<b>1:08.657</b>	<b>19.451</b>	26.392	22.814	<b>104.204</b>	85.270
3	14:45:08.294	<b>1:01.198</b>	17.503	<b>22.914</b>	20.781	<b>112.976</b>	91.303	3	14:45:33.163	<b>1:09.107</b>	20.042	26.281	22.784	101.524	83.571
4	14:46:09.579	<b>1:01.285</b>	<b>17.273</b>	23.248	20.764	110.012	91.677	4	14:46:42.268	<b>1:09.105</b>	20.034	<b>26.032</b>	23.039	98.398	80.561
5	14:47:11.612	<b>1:02.033</b>	17.418	23.657	20.958	110.193	90.564	5	14:47:52.138	<b>1:09.870</b>	19.640	26.910	23.320	101.832	83.675
(13) Andrew BARTON															
1	14:43:07.514	<b>1:03.012</b>	19.157	23.312	20.543	78.214	<b>89.836</b>	(144) Keith SHEPHERD							
2	14:44:09.961	<b>1:02.447</b>	18.021	23.777	20.649	<b>110.193</b>	89.002	1	14:43:05.127	<b>1:01.412</b>	18.458	22.726	20.228	77.581	<b>92.562</b>
3	14:45:11.362	<b>1:01.401</b>	17.856	<b>23.086</b>	20.459	<b>108.413</b>	88.532	2	14:44:04.971	<b>59.844</b>	17.488	<b>22.361</b>	<b>19.995</b>	111.105	91.427
4	14:46:13.080	<b>1:01.718</b>	<b>17.790</b>	23.424	20.504	106.520	89.716	3	14:45:05.329	<b>1:00.358</b>	17.529	22.603	20.226	<b>111.846</b>	91.427
5	14:47:14.647	<b>1:01.567</b>	17.909	23.216	<b>20.442</b>	109.118	89.716	4	14:46:05.267	<b>59.938</b>	<b>17.396</b>			109.832	92.181
(23) Ross McCLEARY															
1	14:43:08.066	<b>1:03.500</b>	19.340	23.520	20.640	77.047	89.477	(26) Raymond REID							
2	14:44:10.356	<b>1:02.290</b>	17.757	23.692	20.841	<b>109.653</b>	89.596	1	14:43:08.462	<b>1:03.870</b>	19.559	23.691	<b>20.620</b>	81.048	91.179
3	14:45:12.007	<b>1:01.651</b>	<b>17.733</b>	23.507	<b>20.411</b>	108.588	89.596	2	14:44:11.078	<b>1:02.616</b>	18.522	<b>23.140</b>	20.954	<b>111.290</b>	91.677
4	14:46:13.620	<b>1:01.613</b>	17.775	23.340	20.498	108.064	<b>89.957</b>	3	14:45:13.370	<b>1:02.292</b>	<b>17.729</b>	23.583	20.980	110.012	91.802
5	14:47:15.356	<b>1:01.736</b>	17.884	<b>23.332</b>	20.520	108.764	89.358	4	14:46:15.785	<b>1:02.415</b>	18.193	23.327	20.895	108.238	<b>92.308</b>
(7) Colvin DENHOLM															
1	14:43:08.910	<b>1:03.746</b>	19.208			78.857	90.198	5	14:47:18.984	<b>1:03.199</b>	18.211	23.610	21.378	107.372	89.836
2	14:44:11.347	<b>1:02.437</b>	18.121			<b>110.374</b>	88.767	(55) Allan McCLEARY							
3	14:45:13.585	<b>1:02.233</b>	<b>17.815</b>	<b>23.576</b>	20.847	109.653	<b>90.320</b>	1	14:43:12.177	<b>1:06.826</b>	19.724	25.014	22.088	78.857	86.590
4	14:46:16.096	<b>1:02.511</b>	18.063	23.650	<b>20.798</b>	108.764	89.239	2	14:44:17.397	<b>1:05.220</b>	18.899	<b>24.600</b>	21.721	<b>107.544</b>	<b>87.952</b>
5	14:47:19.169	<b>1:03.073</b>	18.029	23.874	21.170	107.890	87.837	3	14:45:22.665	<b>1:05.268</b>	18.693	24.931	<b>21.644</b>	107.030	87.608
(66) Phil ROBINSON															
1	14:43:10.839	<b>1:05.962</b>	20.042	<b>24.584</b>	<b>21.336</b>	79.700	<b>88.884</b>	4	14:46:28.203	<b>1:05.538</b>	<b>18.403</b>	25.048	22.087	106.351	87.608
2	14:44:16.207	<b>1:05.368</b>	19.220	24.696	21.452	<b>108.238</b>	86.702	5	14:47:34.387	<b>1:06.184</b>	19.189	25.170	21.825	105.349	86.257
3	14:45:21.885	<b>1:05.678</b>	19.286	24.836	21.556	106.351	86.368	(117) Lianne MAYHEW							
4	14:46:28.360	<b>1:06.475</b>	19.379	25.283	21.813	105.515	88.068	1	14:43:12.704	<b>1:06.963</b>	19.808	24.952	22.203	77.135	<b>88.183</b>
5	14:47:34.408	<b>1:06.048</b>	<b>19.072</b>	25.463	21.513	106.520	85.815	2	14:44:18.101	<b>1:05.397</b>	18.670	<b>24.724</b>	22.003	103.402	87.837
(126) Martin BULMAN															
1	14:43:13.470	<b>1:07.878</b>	20.306	25.479	22.093	80.272	87.608	3	14:45:23.431	<b>1:05.330</b>	18.916	24.875	<b>21.539</b>	103.084	84.200
2	14:44:19.394	<b>1:05.924</b>	19.228	<b>24.675</b>	22.021	107.030	86.927	4	14:46:28.903	<b>1:05.472</b>	<b>18.646</b>	24.902	21.924	<b>104.529</b>	87.494
								5	14:47:35.232	<b>1:06.329</b>	18.975	25.531	21.823	101.987	84.946

Clerk of the Course :

Sig : Time :

Chief Timekeeper : Ian Sharp (SMART Timing)

 Results available at [www.speedhive.com](http://www.speedhive.com) and [www.smart-timing.co.uk](http://www.smart-timing.co.uk)

Printed: 26/05/2018 14:51:16

Orbits



## KMSC National Motorcycle Racing AC

Lapchart

KMSC Championship CB500's

Knockhill 1.267 miles

Race 8 - 1st Race - Re-Start

26/05/2018 15:05

Race (5 Laps) started at 14:41:58

Competitors	Laps					
	0	1	2	3	4	5
Jodie CHALK (87)	1	87	87	87	87	87
Keith SHEPHERD (144)	2	144	144	144	144	47
Steve KAIN (47)	3	47	47	47	47	48
Allan BROOKBANKS (48)	4	48	48	48	48	13
Andrew BARTON (13)	5	13	13	13	13	23
Ross McCLEARY (23)	6	23	23	23	23	26
Raymond REID (26)	7	26	26	26	26	7
Phil ROBINSON (66)	8	66	7	7	7	55
Colvin DENHOLM (7)	9	7	66	66	66	55
Allan McCLEARY (55)	10	55	55	55	55	66
Martin BULMAN (126)	11	126	117	117	117	126
Lianne MAYHEW (117)	12	117	126	126	126	73
David MAGRATH (666)	13	666	666	73	73	666
Fraser CAMERON (73)	14	73	73	666	666	666
-	15					
-	16					

Clerk of the Course :

Sig : Time :

Chief Timekeeper : Ian Sharp (SMART Timing)

 Results available at [www.speedhive.com](http://www.speedhive.com) and [www.smart-timing.co.uk](http://www.smart-timing.co.uk)

Printed: 26/05/2018 14:51:44

Orbits



## KMSC National Motorcycle Racing AC


KMSC Championship CB500's

Knockhill 1.267 miles

Race 14 - 2nd Race

27/05/2018 10:15

Race (10 Laps)



POLE POSITION

<b>3</b> 48 Allan BROOKBANKS	<b>2</b> 47 Steve KAIN	<b>1</b> 87 Jodie CHALK	<b>1</b>
<b>6</b> 26 Raymond REID	<b>5</b> 23 Ross McCLEARY	<b>4</b> 13 Andrew BARTON	<b>2</b>
<b>9</b> 66 Phil ROBINSON	<b>8</b> 55 Allan McCLEARY	<b>7</b> 7 Colvin DENHOLM	<b>3</b>
<b>12</b> 73 Fraser CAMERON	<b>11</b> 126 Martin BULMAN	<b>10</b> 117 Lianne MAYHEW	<b>4</b>
<b>15</b> 96 Andrew KIRKWOOD	<b>14</b> 144 Keith SHEPHERD	<b>13</b> 666 David MAGRATH	<b>5</b>
		<b>16</b> 113 Calum PERT	<b>6</b>

Clerk of the Course :

Sig : Time :

Chief Timekeeper : Ian Sharp (SMART Timing)

Results available at [www.speedhive.com](http://www.speedhive.com) and [www.smart-timing.co.uk](http://www.smart-timing.co.uk)

Printed: 26/05/2018 14:50:36

Orbits



# Race Results

## KMSC National Motorcycle Racing AC

Sorted on Laps

KMSC Championship Superbikes & KMSC Clubman

Knockhill 1.267 miles

Race 9 - 1st Race

26/05/2018 15:15

Race (10 Laps) started at 14:53:00

Pos	No.	Name	Make/Model	CC	Class	Laps	Total Tm	Diff	Best Tm	In Lap	Avg. Speed
1	94	Greg GILFILLAN	BMW	S1000RR	SB	10	8:36.621		50.521	10	88.287
2	34	John DEAN	BMW	S1000RR	SB	10	8:36.813	0.192	50.683	10	88.254
3	88	Lewis ROLLO	Kawasaki	ZX10R	SB	10	8:37.030	0.409	50.272	4	88.217
4	99	Callum GRIGOR	Kawasaki	ZX10RR	SB	10	8:37.487	0.866	50.670	3	88.139
5	72	Sean GILFILLAN	Ducati	Panigale	SB	10	8:42.326	5.705	50.748	3	87.323
6	45	Ewan GRAY	Kawasaki	ZX10R	SB	10	8:42.333	5.712	50.720	4	87.322
7	9	Kristopher DUNCAN	Kawasaki	ZX10R	SB	10	8:49.373	12.752	51.936	6	86.160
8	71	Gavin JONES	Yamaha	R1	C	10	8:57.570	20.949	52.706	4	84.846
9	47	Alan BRYCE	BMW	1000RR	SB	10	8:58.518	21.897	52.665	4	84.697
10	75	Charlie BUNYAN	Kawasaki	ZX10R	C	10	9:03.125	26.504	53.074	6	83.979
11	30	Alan RENNIE	Honda	Fireblade	C	10	9:05.141	28.520	53.061	10	83.668
12	18	Clint WALKER	BMW	S1000RR	C	10	9:05.634	29.013	53.001	7	83.593
13	122	David SUDES	Suzuki	GSXR 1000	C	10	9:07.237	30.616	52.942	6	83.348
14	11	Richard HUGHES	BMW	S1000RR	SB	10	9:15.454	38.833	53.769	3	82.115
15	41	Lukasz PIEC	BMW	S1000RR	C	10	9:22.180	45.559	54.392	7	81.132
16	37	Steven PATTERSON	Yamaha	YZF R1	C	9	8:42.689	1 Lap	56.506	5	78.536
17	38	Craig MARTIN	Honda	CBR900 RR-Y	C	9	8:43.362	1 Lap	56.159	9	78.435
18	222	Colin READ	BMW	S1000RR	C	9	8:48.418	1 Lap	56.514	4	77.684
19	51	Calum JACKSON	Suzuki	GSXR1000	C	9	8:54.503	1 Lap	57.737	8	76.800
20	19	Nic BOYES	Ducati	848	SB	9	9:02.161	1 Lap	58.514	7	75.715

Not classified

DNF	32	John MacDONALD	Yamaha		SB	8	7:03.717	DNF	51.795	6	86.116
DNF	28	Andrew BUCHANAN	Yamaha	R1	C	7	6:30.667	DNF	54.120	7	81.726
DNF	67	Des BURNS	Kawasaki	ZX10R	C	2	1:56.925	DNF	53.760	2	78.017
DNF	1	Bruce BIRNIE	BMW	S1000RR	SB	2	1:57.364	DNF	53.757	2	77.726
DNF	69	Rodney SCOTT	BMW	S1000RR	SB		7.086	DNF		0	-

Margin of Victory	Avg. Speed	Best Lap Tm	Best Speed	Best Lap by
0.192	88.287	50.272	90.728	88 - Lewis ROLLO

Clerk of the Course :

Orbits

Sig : Time :

Chief Timekeeper : Ian Sharp (SMART Timing)

Results available at [www.speedhive.com](http://www.speedhive.com) and [www.smart-timing.co.uk](http://www.smart-timing.co.uk)

Printed: 26/05/2018 15:05:16



## KMSC National Motorcycle Racing AC

KMSC Championship Superbikes &amp; KMSC Clubman

Knockhill 1.267 miles

Race 9 - 1st Race

26/05/2018 15:15

Race (10 Laps) started at 14:53:00

Lap	Time of Day	Lap Tm	S1	S2	S3	SFSpd	S1Spd	Lap	Time of Day	Lap Tm	S1	S2	S3	SFSpd	S1Spd
<b>(94) Greg GILFILLAN</b>															
1	14:53:57.737	<b>52.196</b>	15.252	19.921	17.023	96.976	129.551	1	14:53:59.163	<b>53.220</b>	15.807			97.824	127.339
2	14:54:48.700	<b>50.963</b>	14.720	19.354	16.889	144.317	132.362	2	14:54:51.496	<b>52.333</b>	15.097			144.628	125.670
3	14:55:39.465	<b>50.765</b>	14.534	<b>19.296</b>	16.935	144.628	131.842	3	14:55:43.501	<b>52.005</b>	14.910			145.886	126.857
4	14:56:30.804	<b>51.339</b>	<b>14.455</b>	19.545	17.339	147.489	131.326	4	14:56:35.829	<b>52.328</b>	15.100			144.317	<b>130.560</b>
5	14:57:21.784	<b>50.980</b>	14.765	19.455	16.760	147.166	133.150	5	14:57:27.798	<b>51.969</b>	14.784			148.468	127.581
6	14:58:12.831	<b>51.047</b>	14.944	19.298	16.805	145.886	127.098	6	14:58:19.734	<b>51.936</b>	14.806			144.941	126.380
7	14:59:03.740	<b>50.909</b>	14.663	19.337	16.909	148.797	<b>134.215</b>	7	14:59:11.830	<b>52.096</b>	14.810			<b>149.128</b>	127.339
8	14:59:54.717	<b>50.977</b>	14.751	19.555	<b>16.671</b>	149.460	132.362	8	15:00:04.044	<b>52.214</b>	<b>14.700</b>			147.489	128.313
9	15:00:46.635	<b>51.918</b>	14.640	19.909	17.369	147.814	131.326	9	15:00:56.841	<b>52.797</b>	14.919			143.087	127.581
10	15:01:37.156	<b>50.521</b>	14.462	19.323	16.736	<b>152.865</b>	131.842	10	15:01:49.908	<b>53.067</b>	14.846			147.489	126.380
<b>(34) John DEAN</b>															
1	14:53:58.424	<b>52.709</b>	15.217			97.682	131.842	1	14:54:00.771	<b>54.501</b>	16.686	20.412	17.403	101.066	125.670
2	14:54:49.282	<b>50.858</b>	14.759	19.326	16.773	146.204	134.484	2	14:54:53.877	<b>53.106</b>	15.216	20.272	17.618	144.008	<b>126.380</b>
3	14:55:40.094	<b>50.812</b>	14.699	19.301	16.812	149.128	<b>137.798</b>	3	14:55:46.752	<b>52.875</b>	15.369	<b>20.112</b>	<b>17.394</b>	139.808	125.201
4	14:56:30.835	<b>50.741</b>	14.662	<b>19.270</b>	16.809	149.794	134.484	4	14:56:39.458	<b>52.706</b>	15.068	20.165	17.473	<b>144.317</b>	125.905
5	14:57:21.615	<b>50.780</b>	14.611	19.306	16.863	150.465	136.121	5	14:57:32.350	<b>52.892</b>	15.084	20.246	17.562	142.782	124.044
6	14:58:12.367	<b>50.752</b>	14.652	19.298	16.802	<b>154.626</b>	133.415	6	14:58:25.326	<b>52.976</b>	15.046	20.433	17.497	144.008	125.201
7	14:59:03.402	<b>51.035</b>	14.657	19.423	16.955	151.484	132.362	7	14:59:18.101	<b>52.775</b>	<b>15.040</b>	20.140	17.595	144.317	125.435
8	14:59:54.634	<b>51.232</b>	14.846	19.577	16.809	151.484	134.215	8	15:00:11.107	<b>53.006</b>	15.105	20.370	17.531	143.392	124.273
9	15:00:46.665	<b>52.031</b>	<b>14.437</b>			151.827	134.215	9	15:01:04.533	<b>53.426</b>	15.167	20.653	17.606	141.577	125.201
10	15:01:37.348	<b>50.683</b>	14.548	19.559	<b>16.576</b>	152.171	133.947	10	15:01:58.105	<b>53.572</b>	15.326	20.665	17.581	141.279	123.360
<b>(88) Lewis ROLLO</b>															
1	14:54:01.737	<b>54.038</b>	16.188	20.605	17.245	114.518	130.814	1	14:54:01.264	<b>54.439</b>	16.184	20.807	17.448	101.218	124.735
2	14:54:52.486	<b>50.749</b>	14.578	19.455	16.716	145.570	<b>132.886</b>	2	14:54:54.095	<b>52.831</b>	14.992	20.288	17.551	142.782	128.313
3	14:55:43.572	<b>51.086</b>	14.604	19.410	17.072	150.129	131.326	3	14:55:47.235	<b>53.140</b>	15.381	20.238	17.521	139.808	<b>131.070</b>
4	14:56:33.844	<b>50.272</b>	<b>14.423</b>	<b>19.116</b>	16.733	<b>154.983</b>	131.584	4	14:56:39.900	<b>52.665</b>	<b>14.925</b>	<b>20.237</b>	17.503	143.087	129.802
5	14:57:24.500	<b>50.656</b>	14.569	19.138	16.949	153.214	132.102	5	14:57:32.748	<b>52.848</b>	15.150	20.330	<b>17.368</b>	137.516	128.805
6	14:58:15.086	<b>50.586</b>	14.569	19.192	16.825	152.865	129.802	6	14:58:25.560	<b>52.812</b>	14.961	20.436	17.415	<b>143.392</b>	128.068
7	14:59:05.645	<b>50.559</b>	14.475	19.230	16.854	153.214	130.306	7	14:59:18.559	<b>52.999</b>	15.068	20.383	17.548	140.982	128.559
8	14:59:56.179	<b>50.534</b>	14.555	19.348	16.631	147.814	131.326	8	15:00:11.586	<b>53.027</b>	15.317	20.313	17.397	139.808	125.201
9	15:00:47.073	<b>50.894</b>	14.622	19.228	17.044	150.804	130.560	9	15:01:05.115	<b>53.529</b>	15.081	20.880	17.568	139.517	128.068
10	15:01:37.565	<b>50.492</b>	14.600	19.294	<b>16.598</b>	142.782	131.842	10	15:01:59.053	<b>53.938</b>	15.107	21.173	17.658	138.939	126.618
<b>(99) Callum GRIGOR</b>															
1	14:53:58.302	<b>52.534</b>	15.412	20.013	17.109	93.335	129.802	1	14:54:01.779	<b>55.221</b>	16.791	20.944	17.486	101.832	127.339
2	14:54:49.075	<b>50.773</b>	14.773	19.165	16.835	147.489	129.053	2	14:54:55.144	<b>53.365</b>	15.225	20.463	17.677	138.939	<b>127.824</b>
3	14:55:39.745	<b>50.670</b>	14.674	<b>19.108</b>	16.888	147.814	128.559	3	14:55:49.221	<b>54.077</b>	15.344	<b>20.271</b>	18.462	137.516	127.339
4	14:56:30.645	<b>50.900</b>	14.594	19.273	17.033	144.941	129.551	4	14:56:42.579	<b>53.358</b>	15.366	20.523	<b>17.469</b>	138.939	124.504
5	14:57:21.475	<b>50.830</b>	14.567	19.270	16.993	148.468	128.805	5	14:57:35.905	<b>53.326</b>	15.317	20.507	17.502	137.234	127.824
6	14:58:12.814	<b>51.339</b>	15.108	19.327	16.904	148.468	129.802	6	14:58:28.979	<b>53.074</b>	<b>15.181</b>	20.403	17.490	135.845	126.380
7	14:59:03.736	<b>50.922</b>	14.493	19.292	17.137	<b>150.465</b>	128.313	7	14:59:22.339	<b>53.360</b>	15.246	20.519	17.595	138.652	122.014
8	14:59:55.300	<b>51.564</b>	14.741	19.962	16.861	150.465	127.824	8	15:00:15.798	<b>53.459</b>	15.213	20.427	17.819	140.099	124.735
9	15:00:47.084	<b>51.784</b>	<b>14.421</b>	19.759	17.604	149.460	<b>131.584</b>	9	15:01:09.818	<b>54.020</b>	15.510	20.729	17.781	137.798	122.683
10	15:01:38.022	<b>50.938</b>	14.913	19.198	<b>16.827</b>	143.392	129.302	10	15:02:03.660	<b>53.842</b>	15.221	20.885	17.736	<b>145.886</b>	126.142
<b>(72) Sean GILFILLAN</b>															
1	14:53:59.206	<b>53.063</b>	16.093	19.965	17.005	99.272	128.559	1	14:54:02.929	<b>56.165</b>	16.630			106.183	120.915
2	14:54:51.561	<b>52.355</b>	15.574	19.985	16.796	143.699	130.814	2	14:54:56.411	<b>53.482</b>	15.604	20.273	17.605	138.081	129.802
3	14:55:42.309	<b>50.748</b>	<b>14.643</b>	19.427	16.678	<b>153.564</b>	131.584	3	14:55:50.539	<b>54.128</b>	15.641	20.654	17.833	137.234	129.802
4	14:56:33.187	<b>50.878</b>	15.007	<b>19.208</b>	16.663	146.204	130.560	4	14:56:43.707	<b>53.168</b>	15.433	<b>20.262</b>	17.473	135.845	129.551
5	14:57:24.372	<b>51.185</b>	14.697	19.381	17.107	148.140	130.560	5	14:57:37.205	<b>53.498</b>	15.416	20.425	17.657	141.577	128.068
6	14:58:16.213	<b>51.841</b>	15.369	19.558	16.914	147.814	126.857	6	14:58:30.563	<b>53.358</b>	15.306	20.543	17.509	144.628	127.824
7	14:59:07.549	<b>51.336</b>	14.951	19.694	16.691	149.128	<b>132.362</b>	7	14:59:24.216	<b>53.653</b>	15.496	20.457	17.700	141.877	129.302
8	14:59:58.514	<b>50.965</b>	14.777	19.219	16.969	150.804	131.842	8	15:00:18.355	<b>54.139</b>	15.752	20.721	17.666	<b>145.255</b>	127.339
9	15:00:50.173	<b>51.659</b>	14.739	19.704	17.216	149.128	130.560	9	15:01:12.615	<b>54.260</b>	15.587	20.946	17.727	141.577	126.142
10	15:01:42.861	<b>52.688</b>	14.722	20.489	17.477	147.489	128.805	10	15:02:05.676	<b>53.061</b>	<b>15.164</b>	20.460	<b>17.437</b>	140.982	<b>130.306</b>
<b>(45) Ewan GRAY</b>															
1	14:53:59.348	<b>53.098</b>	15.973	20.119	17.006	94.518	127.339	1	14:54:04.929	<b>57.629</b>	17.131	22.372	18.126	96.697	120.915
2	14:54:51.846	<b>52.498</b>	15.221	20.009	17.268	143.392	128.559	2	14:54:58.718	<b>53.789</b>	15.459	20.652	17.678	141.577	<b>126.857</b>
3	14:55:43.691	<b>51.845</b>	14.764	20.047	17.034	145.255	128.313	3	14:55:52.459	<b>53.741</b>	15.410	20.445	17.886	141.877	124.735
4	14:56:34.411	<b>50.720</b>	<b>14.663</b>	<b>19.247</b>	<b>16.810</b>	146.204	<b>129.802</b>	4	14:56:46.025	<b>53.566</b>	15.205	20.675	17.686	140.392	124.273
5	14:57:25.408	<b>50.997</b>	14.685	19.337	16.975	146.523	<b>129.802</b>	5	14:57:39.058	<b>53.033</b>	15.077	20.368	<b>17.588</b>	<b>146.844</b>	125.435
6	14:58:16.304	<b>50.896</b>	14.694	19.380	16.822	147.814	128.559	6	14:58:32.525	<b>53.467</b>	15.135	20.640	17.692	146.204	124.968
7	14:59:07.537	<b>51.233</b>	14.810	19.438	16.985	146.523	128.068	7	14:59:25.526	<b>53.001</b>	<b>14.963</b>	<b>20.229</b>	17.809	146.204	126.380
8	14:59:59.116	<b>51.579</b>	14.775	19.476	17.328	<b>149.128</b>	126.142	8	15:00:19.015	<b>53.489</b>	15.420	20.388	17.681	143.087	124.044
9	15:00:50.591	<b>51.475</b>	14.784	19.513	17.178	143.087	129.302	9	15:01:12.480	<b>53.465</b>	15.167	20.551	17.747	141.877	

## KMSC National Motorcycle Racing AC

KMSC Championship Superbikes & KMSC Clubman

Knockhill 1.267 miles

Race 9 - 1st Race

26/05/2018 15:15

Race (10 Laps) started at 14:53:00

Lap	Time of Day	Lap Tm	S1	S2	S3	SFSpd	S1Spd
3	14:55:50.863	<b>53.767</b>	15.497	20.464	17.806	140.392	123.360
4	14:56:44.617	<b>53.754</b>	15.598	20.325	17.831	135.025	124.044
5	14:57:38.012	<b>53.395</b>	15.423	20.304	17.668	140.982	120.697
6	14:58:30.954	<b>52.942</b>	<b>15.248</b>	<b>20.192</b>	<b>17.502</b>	<b>146.523</b>	<b>124.968</b>
7	14:59:24.479	<b>53.525</b>	15.429	20.471	17.625	143.392	124.273
8	15:00:18.726	<b>54.247</b>	15.476	21.084	17.687	141.577	122.236
9	15:01:12.973	<b>54.247</b>	15.478	21.013	17.756	142.479	120.049
10	15:02:07.772	<b>54.799</b>	15.473	21.134	18.192	141.577	123.360

Lap	Time of Day	Lap Tm	S1	S2	S3	SFSpd	S1Spd
8	15:00:57.247	<b>57.737</b>	<b>16.025</b>	22.666	19.046	137.798	122.236
9	15:01:55.038	<b>57.791</b>	16.303	22.283	19.205	132.886	120.915

(11) Richard HUGHES

1	14:54:05.680	<b>58.412</b>	17.462	23.030	17.920	103.561	120.697
2	14:55:00.495	<b>54.815</b>	15.693	21.524	17.598	136.121	<b>126.618</b>
3	14:55:54.264	<b>53.769</b>	15.687	<b>20.539</b>	17.543	<b>138.081</b>	125.201
4	14:56:48.104	<b>53.840</b>	<b>15.129</b>	20.914	17.797	138.081	123.815
5	14:57:42.179	<b>54.075</b>	15.421	21.084	17.570	133.415	119.196
6	14:58:36.011	<b>53.832</b>	15.566	20.744	<b>17.522</b>	136.398	119.835
7	14:59:30.319	<b>54.308</b>	15.580	20.991	17.737	135.025	124.968
8	15:00:24.335	<b>54.016</b>	15.493	20.885	17.638	131.584	124.968
9	15:01:20.169	<b>55.834</b>	15.343	22.289	18.202	135.845	120.915
10	15:02:15.989	<b>55.820</b>	15.773	21.621	18.426	127.581	120.049

(19) Nic BOYES

1	14:54:11.408	<b>1:02.872</b>	18.776	24.414	19.682	98.398	95.459
2	14:55:10.113	<b>58.705</b>	16.314	22.878	19.513	127.339	<b>108.238</b>
3	14:56:09.241	<b>59.128</b>	16.614	22.833	19.681	129.053	107.890
4	14:57:07.924	<b>58.683</b>	16.838	<b>22.557</b>	19.288	124.273	108.238
5	14:58:07.210	<b>59.286</b>	16.974	23.118	<b>19.194</b>	122.236	103.242
6	14:59:05.974	<b>58.764</b>	<b>16.269</b>	22.753	19.742	<b>129.802</b>	105.848
7	15:00:04.488	<b>58.514</b>	16.529	22.633	19.352	125.905	102.768
8	15:01:03.437	<b>58.949</b>	16.800	22.778	19.371	123.360	105.681
9	15:02:02.696	<b>59.259</b>	16.994	23.035	19.230	124.735	103.084

(32) John MacDONALD

1	14:53:59.891	<b>53.578</b>	16.128	20.529	<b>16.921</b>	99.125	125.670
2	14:54:52.393	<b>52.502</b>	15.295	20.056	17.151	147.166	126.857
3	14:55:44.464	<b>52.071</b>	14.824	20.200	17.047	146.844	<b>132.624</b>
4	14:56:36.275	<b>51.811</b>	14.768	19.835	17.208	147.166	130.053
5	14:57:28.296	<b>52.021</b>	14.876	19.888	17.257	146.844	129.053
6	14:58:20.091	<b>51.795</b>	<b>14.764</b>	19.925	17.106	146.844	132.624
7	14:59:12.184	<b>52.093</b>	15.147	<b>19.801</b>	17.145	145.886	128.805
8	15:00:04.252	<b>52.068</b>	14.964	19.858	17.246	145.570	131.070

(28) Andrew BUCHANAN

1	14:54:04.211	<b>57.100</b>	16.954	22.236	17.910	101.371	114.323
2	14:54:59.216	<b>55.005</b>	16.051	21.285	<b>17.669</b>	138.652	121.133
3	14:55:53.732	<b>54.516</b>	15.836	<b>20.641</b>	18.039	139.808	119.835
4	14:56:47.878	<b>54.146</b>	<b>15.523</b>	20.744	17.879	139.227	<b>122.459</b>
5	14:57:42.028	<b>54.150</b>	15.578	20.746	17.826	139.227	122.459
6	14:58:37.082	<b>55.054</b>	16.259	20.909	17.886	<b>143.087</b>	117.526
7	14:59:31.202	<b>54.120</b>	15.608	20.653	17.859	139.517	120.697

(67) Des BURNS

1	14:54:03.700	<b>56.799</b>	16.912			104.043	<b>128.313</b>
2	14:54:57.460	<b>53.760</b>	<b>15.317</b>			<b>136.121</b>	121.352

(1) Bruce BIRNIE

1	14:54:04.142	<b>56.238</b>	16.647	21.950	17.641	113.166	<b>132.102</b>
2	14:54:57.899	<b>53.757</b>	<b>15.444</b>	<b>20.756</b>	<b>17.557</b>	<b>150.804</b>	122.908

(41) Lukasz PIEC

1	14:54:05.415	<b>58.193</b>	17.053	23.176	17.964	106.015	110.556
2	14:55:00.341	<b>54.926</b>	15.567	21.324	18.035	133.947	120.915
3	14:55:55.701	<b>55.360</b>	15.777	21.653	17.930	133.947	117.733
4	14:56:50.518	<b>54.817</b>	15.506	21.539	<b>17.772</b>	136.675	119.835
5	14:57:45.324	<b>54.806</b>	15.605	21.279	17.922	136.398	<b>123.587</b>
6	14:58:40.343	<b>55.019</b>	15.589	21.472	17.958	134.215	120.697
7	14:59:34.735	<b>54.392</b>	<b>15.415</b>	<b>21.199</b>	17.778	135.298	120.049
8	15:00:31.676	<b>56.941</b>	15.771	23.247	17.923	<b>137.798</b>	117.116
9	15:01:27.358	<b>55.682</b>	15.602	22.027	18.053	132.886	118.775
10	15:02:22.715	<b>55.357</b>	15.893	21.572	17.892	131.326	116.709

(37) Steven PATTERSON

1	14:54:07.332	<b>59.508</b>	17.949	23.082	18.477	102.611	116.506
2	14:55:04.583	<b>57.251</b>	16.282	22.088	18.881	135.845	123.360
3	14:56:02.161	<b>57.578</b>	16.250	22.345	18.983	138.366	119.621
4	14:56:58.746	<b>56.585</b>	16.133	21.946	18.506	136.675	122.459
5	14:57:55.252	<b>56.506</b>	<b>16.132</b>	21.915	<b>18.459</b>	139.227	122.236
6	14:58:52.084	<b>56.832</b>	16.167	22.040	18.625	<b>139.517</b>	121.133
7	14:59:49.054	<b>56.970</b>	16.396	22.049	18.525	137.234	112.976
8	15:00:46.239	<b>57.185</b>	16.271	22.087	18.827	136.675	122.908
9	15:01:43.224	<b>56.985</b>	16.587	<b>21.805</b>	18.593	129.802	<b>123.815</b>

(38) Craig MARTIN

1	14:54:08.027	<b>1:00.263</b>	17.765	23.808	18.690	100.611	114.323
2	14:55:04.909	<b>56.882</b>	16.233	21.953	18.696	131.584	118.565
3	14:56:02.417	<b>57.508</b>	16.217	22.286	19.005	132.102	116.912
4	14:56:59.133	<b>56.716</b>	16.127	21.839	18.750	135.025	117.116
5	14:57:55.747	<b>56.614</b>	15.926	21.949	18.739	135.025	<b>118.985</b>
6	14:58:52.445	<b>56.698</b>	<b>15.842</b>	22.045	18.811	136.954	116.709
7	14:59:49.815	<b>57.370</b>	16.144	22.114	19.112	<b>139.517</b>	116.506
8	15:00:47.738	<b>57.923</b>	16.332	22.533	19.058	132.102	107.544
9	15:01:43.897	<b>56.159</b>	15.912	<b>21.698</b>	<b>18.549</b>	132.362	118.565

(222) Colin READ

1	14:54:08.987	<b>1:00.704</b>	18.144	23.899	18.661	101.987	111.105
2	14:55:06.123	<b>57.136</b>	16.176	22.453	18.507	129.802	<b>119.621</b>
3	14:56:03.291	<b>57.168</b>	15.965	22.548	18.655	129.551	116.304
4	14:56:59.805	<b>56.514</b>	<b>15.954</b>	<b>22.100</b>	<b>18.460</b>	<b>130.306</b>	116.912
5	14:57:56.685	<b>56.880</b>	16.084	22.321	18.475	130.306	117.321
6	14:58:54.046	<b>57.361</b>	16.327	22.429	18.605	125.670	116.709
7	14:59:51.446	<b>57.400</b>	16.244	22.488	18.668	128.068	112.976
8	15:00:50.583	<b>59.137</b>	16.735	23.394	19.008	118.565	104.856
9	15:01:48.953	<b>58.370</b>	16.417	22.844	19.109	118.147	112.976

(51) Calum JACKSON

1	14:54:10.407	<b>1:02.481</b>	19.256	23.700	19.525	101.987	114.323
2	14:55:08.712	<b>58.305</b>	16.439	22.562	19.304	135.845	119.835
3	14:56:06.828	<b>58.116</b>	16.584	<b>22.224</b>	19.308	<b>141.577</b>	<b>124.735</b>
4	14:57:04.951	<b>58.123</b>	16.701	22.412	<b>19.010</b>	139.517	116.103
5	14:58:03.646	<b>58.695</b>	16.968	22.564	19.163	129.802	115.504
6	14:59:01.396	<b>57.750</b>	16.360	22.294	19.096	133.947	121.133
7	14:59:59.510	<b>58.114</b>	16.512	22.451	19.151	135.025	121.792

Clerk of the Course :

Sig : Time :

Chief Timekeeper : Ian Sharp (SMART Timing)

Results available at [www.speedhive.com](http://www.speedhive.com) and [www.smart-timing.co.uk](http://www.smart-timing.co.uk)

Printed: 26/05/2018 15:05:35

Orbits



## KMSC National Motorcycle Racing AC

## Lapchart

**KMSC Championship Superbikes & KMSC Clubman**
**Knockhill 1.267 miles**
**Race 9 - 1st Race**
**26/05/2018 15:15**
**Race (10 Laps) started at 14:53:00**

Competitors	Laps											
	0	1	2	3	4	5	6	7	8	9	10	
Greg GILFILLAN (94)	1	94	94	94	94	99	99	34	34	34	94	94
John DEAN (34)	2	34	99	99	99	94	34	99	99	94	34	34
Callum GRIGOR (99)	3	99	34	34	34	34	94	94	94	99	88	88
Kristopher DUNCAN (9)	4	9	9	9	72	72	72	88	88	88	99	99
Sean GILFILLAN (72)	5	72	72	72	9	88	88	72	45	72	72	72
Ewan GRAY (45)	6	45	45	45	88	45	45	45	72	45	45	45
Gavin JONES (71)	7	71	32	32	45	9	9	9	9	9	9	9
John MacDONALD (32)	8	32	71	88	32	32	32	32	32	32	71	71
Charlie BUNYAN (75)	9	75	47	71	71	71	71	71	71	71	47	47
David SUDDER (122)	10	122	88	47	47	47	47	47	47	47	75	75
Alan RENNIE (30)	11	30	75	75	75	75	75	75	75	75	18	30
Alan BRYCE (47)	12	47	30	30	30	30	30	30	30	30	30	18
Des BURNS (67)	13	67	122	122	122	122	122	122	122	122	122	122
Andrew BUCHANAN (28)	14	28	67	67	18	18	18	18	18	18	11	11
Lukasz PIEC (41)	15	41	1	1	28	28	28	11	11	11	41	41
Richard HUGHES (11)	16	11	28	18	11	11	11	28	28	41	37	37
Clint WALKER (18)	17	18	18	28	41	41	41	41	41	37	38	38
Rodney SCOTT (69)	18	69	41	41	37	37	37	37	37	38	222	222
Lewis ROLLO (88)	19	88	11	11	38	38	38	38	38	222	51	51
Craig MARTIN (38)	20	38	37	37	222	222	222	222	222	51	19	19
Steven PATTERSON (37)	21	37	38	38	51	51	51	51	51	19		
Bruce BIRNIE (1)	22	1	222	222	19	19	19	19	19			
Calum JACKSON (51)	23	51	51	51								
Colin READ (222)	24	222	19	19								
Nic BOYES (19)	25	19										

**Clerk of the Course :**
**Sig :**                      **Time :**
**Chief Timekeeper : Ian Sharp (SMART Timing)**
**Results available at [www.speedhive.com](http://www.speedhive.com) and [www.smart-timing.co.uk](http://www.smart-timing.co.uk)**
**Printed: 26/05/2018 15:06:09**
**Orbits**


## KMSC National Motorcycle Racing AC


KMSC Championship Superbikes & KMSC Clubman

Knockhill 1.267 miles

Race 15 - 2nd Race - AMENDED GRID

27/05/2018 10:30

Race (10 Laps)



AMENDED GRID - No.7 & 100 added top Back of Grid

POLE POSITION

<b>3</b>	<b>2</b>	<b>1</b>	<b>1</b>
88 Lewis ROLLO	34 John DEAN	94 Greg GILFILLAN	
<b>6</b>	<b>5</b>	<b>4</b>	<b>2</b>
45 Ewan GRAY	72 Sean GILFILLAN	99 Callum GRIGOR	
<b>9</b>	<b>8</b>	<b>7</b>	<b>3</b>
47 Alan BRYCE	71 Gavin JONES	9 Kristopher DUNCAN	
<b>12</b>	<b>11</b>	<b>10</b>	<b>4</b>
18 Clint WALKER	30 Alan RENNIE	75 Charlie BUNYAN	
<b>15</b>	<b>14</b>	<b>13</b>	<b>5</b>
41 Lukasz PIEC	11 Richard HUGHES	122 David SUDES	
<b>18</b>	<b>17</b>	<b>16</b>	<b>6</b>
222 Colin READ	38 Craig MARTIN	37 Steven PATTERSON	
<b>21</b>	<b>20</b>	<b>19</b>	<b>7</b>
32 John MacDONALD	19 Nic BOYES	51 Calum JACKSON	
<b>24</b>	<b>23</b>	<b>22</b>	<b>8</b>
1 Bruce BIRNIE	67 Des BURNS	28 Andrew BUCHANAN	
<b>27</b>	<b>26</b>	<b>25</b>	<b>9</b>
100 Laura NUTTALL	7 James MacAULAY	69 Rodney SCOTT	

Clerk of the Course :

Sig : Time :

Chief Timekeeper : Ian Sharp (SMART Timing)

Results available at [www.speedhive.com](http://www.speedhive.com) and [www.smart-timing.co.uk](http://www.smart-timing.co.uk)

Printed: 27/05/2018 09:19:12

Orbits





# Race Results

## KMSC National Motorcycle Racing AC

Sorted on Laps

KMSC Championship Lightweights

Knockhill 1.267 miles

Race 10 - 1st Race

26/05/2018 15:30

Race (10 Laps) started at 15:12:07

Pos	No.	Name	Make/Model	CC	Class	Laps	Total Tm	Diff	Best Tm	In Lap	Avg. Speed
1	155	Scott CAMPBELL	Kawasaki	ER6 650	SL	10	9:20.854		55.173	4	81.324
2	21	Grant REID	Kawasaki	ER6	SL	10	9:31.053	10.199	55.778	3	79.872
3	34	Kenneth THIRLWALL	Kawasaki	ER6	SL	10	9:36.073	15.219	56.395	3	79.176
4	85	Steven HORNE	Kawasaki	ER6	SL	10	9:37.122	16.268	56.362	9	79.032
5	66	Kevin WATRET	Kawasaki	ER6	SL	10	9:38.951	18.097	56.637	3	78.782
6	800	Gordon CLARK	Kawasaki	ER6 650	SL	10	9:44.679	23.825	57.279	10	78.010
7	22	Allan BROWN	Suzuki	SV650	SL	10	9:44.993	24.139	57.126	3	77.968
8	13	Andrew BARTON	Kawasaki	ER650	SL	10	9:52.183	31.329	57.615	9	77.022
9	39	Stuart HAMILTON	Suzuki	SV650	SL	10	9:59.101	38.247	58.757	4	76.132
10	16	Gerry KEIRNAN	Kawasaki	ER6	SL	10	10:02.623	41.769	58.720	9	75.687
11	15	Finlay MILNE	Suzuki	SV650	SL	10	10:02.784	41.930	59.155	10	75.667
12	74	Christine WATSON	Kawasaki	ER6	SL	10	10:08.345	47.491	59.639	4	74.975
13	7	Raymond DUGUID	Yamaha	TRX850	SL	10	10:09.684	48.830	59.491	9	74.811
14	26	Chris COCHRANE	Kawasaki	ER650	SL	9	9:35.510	1 Lap	1:02.449	6	71.328
Not classified											
DNS	88	Lewis NICOL	Suzuki	SV650	SL			DNS		0	-
DNS	278	Paul MARSHALL	Kawasaki	ER6	SL			DNS		0	-

Margin of Victory	Avg. Speed	Best Lap Tm	Best Speed	Best Lap by
10.199	81.324	55.173	82.669	155 - Scott CAMPBELL

Clerk of the Course :

Orbits

Sig : Time :

Chief Timekeeper : Ian Sharp (SMART Timing)

 Results available at [www.speedhive.com](http://www.speedhive.com) and [www.smart-timing.co.uk](http://www.smart-timing.co.uk)

Printed: 26/05/2018 15:26:35



## KMSC National Motorcycle Racing AC

### KMSC Championship Lightweights

Knockhill 1.267 miles

#### Race 10 - 1st Race

26/05/2018 15:30

#### Race (10 Laps) started at 15:12:07

Lap	Time of Day	Lap Tm	S1	S2	S3	SFSpd	S1Spd
<b>(155) Scott CAMPBELL</b>							
1	15:13:09.498	<b>56.413</b>	16.759	21.001	18.653	88.767	110.739
2	15:14:05.025	<b>55.527</b>	16.115	20.760	18.652	129.551	110.556
3	15:15:00.429	<b>55.404</b>	15.920	20.893	18.591	130.053	110.556
4	15:15:55.602	<b>55.173</b>	<b>15.762</b>	<b>20.717</b>	18.694	131.070	<b>111.660</b>
5	15:16:51.217	<b>55.615</b>	16.191	20.767	18.657	129.551	109.474
6	15:17:46.737	<b>55.520</b>	16.106	20.773	18.641	129.802	111.105
7	15:18:42.093	<b>55.356</b>	15.811	20.866	18.679	130.560	111.105
8	15:19:37.592	<b>55.499</b>	15.975	20.895	18.629	130.560	110.556
9	15:20:33.200	<b>55.608</b>	16.234	20.873	<b>18.501</b>	130.814	110.556
10	15:21:28.729	<b>55.529</b>	15.864	20.967	18.698	<b>131.584</b>	110.374
<b>(21) Grant REID</b>							
1	15:13:10.361	<b>57.239</b>	17.134			87.266	112.033
2	15:14:06.277	<b>55.916</b>	15.900			133.150	113.549
3	15:15:02.055	<b>55.778</b>	<b>15.772</b>			132.624	111.846
4	15:15:58.388	<b>56.333</b>	15.894			131.584	<b>113.742</b>
5	15:16:56.112	<b>57.724</b>	17.313			130.053	112.786
6	15:17:52.517	<b>56.405</b>	16.036			131.326	112.597
7	15:18:48.744	<b>56.227</b>	16.045			129.302	111.846
8	15:19:45.651	<b>56.907</b>	16.123			133.150	112.976
9	15:20:41.978	<b>56.327</b>	16.059			131.842	111.474
10	15:21:38.928	<b>56.950</b>	16.274			<b>133.947</b>	111.846
<b>(34) Kenneth THIRLWALL</b>							
1	15:13:11.628	<b>58.275</b>	17.628	21.686	18.961	88.068	106.859
2	15:14:08.702	<b>57.074</b>	16.438	21.895	<b>18.741</b>	127.098	107.372
3	15:15:05.097	<b>56.395</b>	<b>16.425</b>	<b>21.068</b>	18.902	<b>127.824</b>	105.184
4	15:16:01.502	<b>56.405</b>	16.445	21.168	18.792	127.339	106.689
5	15:16:58.015	<b>56.513</b>	16.467	21.158	18.888	126.618	107.030
6	15:17:54.748	<b>56.733</b>	16.458	21.267	19.008	127.339	<b>107.544</b>
7	15:18:51.770	<b>57.022</b>	16.572	21.247	19.203	127.581	106.520
8	15:19:48.934	<b>57.164</b>	16.508	21.315	19.341	126.857	106.015
9	15:20:46.734	<b>57.800</b>	16.920	21.748	19.132	126.618	106.689
10	15:21:43.948	<b>57.214</b>	16.622	21.374	19.218	127.339	106.183
<b>(85) Steven HORNE</b>							
1	15:13:12.998	<b>59.331</b>	17.668			89.596	<b>109.296</b>
2	15:14:10.204	<b>57.206</b>	16.392	<b>21.781</b>	19.033	128.313	108.941
3	15:15:06.651	<b>56.447</b>	16.265			127.098	108.941
4	15:16:03.599	<b>56.948</b>	16.471			128.805	108.413
5	15:17:00.750	<b>57.151</b>	16.208	21.967	18.976	128.805	109.118
6	15:17:58.000	<b>57.250</b>	16.255	22.166	<b>18.829</b>	129.302	108.238
7	15:18:55.043	<b>57.043</b>	16.224	21.901	18.918	128.313	108.764
8	15:19:52.131	<b>57.088</b>	<b>16.130</b>			<b>130.053</b>	107.717
9	15:20:48.493	<b>56.362</b>	16.186			128.805	108.413
10	15:21:44.997	<b>56.504</b>	16.200			128.805	107.201
<b>(66) Kevin WATRET</b>							
1	15:13:12.555	<b>59.041</b>	17.353	22.780	18.908	91.677	110.556
2	15:14:09.564	<b>57.009</b>	16.299	21.965	18.745	128.068	<b>111.846</b>
3	15:15:06.201	<b>56.637</b>	<b>16.199</b>	<b>21.697</b>	18.741	127.339	111.660
4	15:16:03.012	<b>56.811</b>	16.298	21.788	18.725	128.313	111.474
5	15:17:00.277	<b>57.265</b>	16.317	22.110	18.838	127.581	111.474
6	15:17:57.525	<b>57.248</b>	16.265	22.333	<b>18.650</b>	128.313	111.660
7	15:18:54.624	<b>57.099</b>	16.233	22.037	18.829	<b>129.302</b>	109.832
8	15:19:52.016	<b>57.392</b>	16.290	22.011	19.091	129.053	110.922
9	15:20:49.235	<b>57.219</b>	16.343	22.009	18.867	127.581	111.474
10	15:21:46.826	<b>57.591</b>	16.349	22.249	18.993	127.098	111.846
<b>(800) Gordon CLARK</b>							
1	15:13:13.766	<b>1:00.117</b>	17.919			89.239	107.201
2	15:14:11.604	<b>57.838</b>	16.691			123.587	109.296
3	15:15:09.093	<b>57.489</b>	16.644			123.360	107.030
4	15:16:07.407	<b>58.314</b>	17.098			121.572	106.015
5	15:17:05.048	<b>57.641</b>	16.770			122.014	108.413
6	15:18:02.487	<b>57.439</b>	16.484			125.201	<b>109.832</b>
7	15:18:59.879	<b>57.392</b>	16.698			123.815	109.296
8	15:19:57.283	<b>57.404</b>	16.710			123.815	108.238
9	15:20:55.275	<b>57.992</b>	16.402			122.908	103.561
10	15:21:52.554	<b>57.279</b>	<b>16.328</b>			<b>127.824</b>	108.588
<b>(22) Allan BROWN</b>							

Lap	Time of Day	Lap Tm	S1	S2	S3	SFSpd	S1Spd
1	15:13:13.380	<b>59.415</b>	17.263	23.041	19.111	89.239	106.183
2	15:14:10.696	<b>57.316</b>	<b>16.432</b>	21.848	19.036	125.905	<b>106.520</b>
3	15:15:07.822	<b>57.126</b>	16.455	<b>21.721</b>	18.950	<b>126.142</b>	105.848
4	15:16:05.313	<b>57.491</b>	16.527	21.798	19.166	124.273	105.184
5	15:17:02.781	<b>57.468</b>	16.456	22.070	<b>18.942</b>	123.815	104.529
6	15:18:00.505	<b>57.724</b>	16.495	21.730	19.499	124.044	104.529
7	15:18:57.978	<b>57.473</b>	16.545	21.798	19.130	120.265	104.204
8	15:19:56.861	<b>58.883</b>	17.137	22.304	19.442	122.908	102.454
9	15:20:55.352	<b>58.491</b>	16.525	22.224	19.742	122.908	102.926
10	15:21:52.868	<b>57.516</b>	16.584	21.941	18.991	121.572	103.882
<b>(13) Andrew BARTON</b>							
1	15:13:16.323	<b>1:02.255</b>	18.583	23.602	20.070	85.487	105.020
2	15:14:15.264	<b>58.941</b>	17.016	22.569	19.356	124.273	105.515
3	15:15:13.828	<b>58.564</b>	16.862	22.460	19.242	124.504	107.030
4	15:16:11.992	<b>58.164</b>	16.604	22.040	19.520	124.968	107.201
5	15:17:10.742	<b>58.590</b>	16.839	22.486	19.265	121.133	107.201
6	15:18:08.368	<b>57.786</b>	<b>16.361</b>	22.082	19.343	125.905	<b>107.544</b>
7	15:19:06.530	<b>58.162</b>	16.668	22.080	19.414	125.435	107.030
8	15:20:04.296	<b>57.766</b>	16.511	22.073	<b>19.182</b>	125.670	106.689
9	15:21:01.911	<b>57.615</b>	16.695	<b>21.664</b>	19.256	<b>126.142</b>	105.349
10	15:22:00.058	<b>58.147</b>	16.722	22.067	19.358	126.142	105.349
<b>(39) Stuart HAMILTON</b>							
1	15:13:14.663	<b>1:00.632</b>	17.869	22.977	19.786	90.932	<b>106.015</b>
2	15:14:13.691	<b>59.028</b>	17.096	22.266	<b>19.666</b>	121.792	102.768
3	15:15:12.652	<b>58.961</b>	16.986	<b>21.936</b>	20.039	<b>122.014</b>	103.561
4	15:16:11.409	<b>58.757</b>	<b>16.857</b>	22.077	19.823	120.265	104.043
5	15:17:10.742	<b>59.333</b>	17.048	22.424	19.861	120.915	103.242
6	15:18:10.083	<b>59.341</b>	17.092	22.332	19.917	120.697	103.882
7	15:19:09.373	<b>59.290</b>	17.177	22.350	19.763	120.480	103.402
8	15:20:08.831	<b>59.458</b>	17.337	22.297	19.824	121.133	103.721
9	15:21:07.676	<b>58.845</b>	16.958	22.107	19.780	120.697	102.611
10	15:22:06.976	<b>59.300</b>	16.976	22.482	19.842	121.352	102.926
<b>(16) Gerry KEIRNAN</b>							
1	15:13:16.632	<b>1:02.322</b>	18.517	23.670	20.135	91.802	104.204
2	15:14:16.763	<b>1:00.131</b>	17.076	22.830	20.225	<b>129.302</b>	106.351
3	15:15:15.870	<b>59.107</b>	16.866	22.474	19.767	125.905	106.689
4	15:16:15.078	<b>59.208</b>	17.117	22.445	19.646	125.670	<b>107.372</b>
5	15:17:14.686	<b>59.608</b>	17.316	22.558	19.734	124.273	106.689
6	15:18:14.226	<b>59.540</b>	17.185	22.922	19.433	124.044	106.351
7	15:19:13.192	<b>58.966</b>	17.034	22.567	<b>19.365</b>	124.968	107.372
8	15:20:11.984	<b>58.792</b>	<b>16.825</b>	22.381	19.586	124.273	106.859
9	15:21:10.704	<b>58.720</b>	16.918	<b>22.230</b>	19.572	125.670	104.856
10	15:22:10.498	<b>59.794</b>	17.067	22.620	20.107	125.435	105.184
<b>(15) Finlay MILNE</b>							
1	15:13:15.218	<b>1:00.800</b>	18.000	22.886	19.914	90.809	<b>104.204</b>
2	15:14:14.571	<b>59.353</b>	17.047	22.467	19.839	<b>123.360</b>	103.084
3	15:15:13.907	<b>59.336</b>	16.870	22.420	20.046	121.792	103.242
4	15:16:13.089	<b>59.182</b>	17.233	<b>22.120</b>	<b>19.829</b>	119.835	102.298
5	15:17:12.649	<b>59.560</b>	17.172	22.481	19.907	121.352	102.768
6	15:18:12.295	<b>59.646</b>	17.279	22.374	19.993	120.697	100.611
7	15:19:11.983	<b>59.688</b>	17.190	22.542	19.956	118.147	100.914
8	15:20:11.894	<b>59.911</b>	17.275	22.663	19.973	118.356	100.011
9	15:21:11.504	<b>59.610</b>	17.141	22.591	19.878	118.985	98.979
10	15:22:10.659	<b>59.155</b>	<b>16.784</b>	22.356	20.015	119.835	101.832
<b>(74) Christine WATSON</b>							
1	15:13:17.000	<b>1:02.036</b>	18.620	23.538	19.878	90.077	105.349
2	15:14:16.995	<b>59.995</b>	17.086	22.945	19.964	126.618	108.238
3	15:15:16.793	<b>59.798</b>	17.086	23.008	19.704	124.273	109.474
4	15:16:16.432	<b>59.639</b>	17.027	<b>22.700</b>	19.912	12	

## KMSC National Motorcycle Racing AC

KMSC Championship Lightweights

Knockhill 1.267 miles

Race 10 - 1st Race

26/05/2018 15:30

Race (10 Laps) started at 15:12:07

Lap	Time of Day	Lap Tm	S1	S2	S3	SFSpd	S1Spd	Lap	Time of Day	Lap Tm	S1	S2	S3	SFSpd	S1Spd
3	15:15:16.705	1:00.001	17.073	22.992	19.936	122.236	101.987								
4	15:16:17.274	1:00.569	17.380	22.913	20.276	122.459	101.371								
5	15:17:18.146	1:00.872	17.658	22.991	20.223	122.459	101.524								
6	15:18:18.360	1:00.214	17.337	22.766	20.111	122.014	101.832								
7	15:19:18.663	1:00.303	17.330	22.775	20.198	121.572	101.066								
8	15:20:18.309	59.646	17.051	22.619	19.976	121.352	101.678								
9	15:21:17.800	59.491	17.056	22.518	19.917	122.459	101.678								
10	15:22:17.559	59.759	17.129	22.672	19.958	121.352	100.310								

(26) Chris COCHRANE

1	15:13:19.617	1:03.991	19.106	24.129	20.756	82.645	95.459								
2	15:14:22.601	1:02.984	18.101	24.119	20.764	115.305	96.976								
3	15:15:25.144	1:02.543	17.878	23.910	20.755	115.504	98.111								
4	15:16:27.663	1:02.519	17.776	24.271	20.472	115.305	98.254								
5	15:17:30.416	1:02.753	17.878	24.241	20.634	116.103	96.419								
6	15:18:32.865	1:02.449	18.272	23.686	20.491	115.107	96.419								
7	15:19:35.580	1:02.715	17.689	24.272	20.754	115.903	96.976								
8	15:20:39.203	1:03.623	18.699	24.410	20.514	115.504	92.690								
9	15:21:43.385	1:04.182	19.150	24.412	20.620	115.504	96.976								

Clerk of the Course :

Sig : Time :

Chief Timekeeper : Ian Sharp (SMART Timing)

Results available at [www.speedhive.com](http://www.speedhive.com) and [www.smart-timing.co.uk](http://www.smart-timing.co.uk)

Printed: 26/05/2018 15:26:52

Orbits



**KMSC National Motorcycle Racing AC****Lapchart****KMSC Championship Lightweights****Knockhill 1.267 miles****Race 10 - 1st Race****26/05/2018 15:30****Race (10 Laps) started at 15:12:07**

Competitors	Laps											
	0	1	2	3	4	5	6	7	8	9	10	
Scott CAMPBELL (155)	1	155	155	155	155	155	155	155	155	155	155	155
Grant REID (21)	2	21	21	21	21	21	21	21	21	21	21	21
Kenneth THIRLWALL (34)	3	34	34	34	34	34	34	34	34	34	34	34
Kevin WATRET (66)	4	66	66	66	66	66	66	66	66	85	85	
Gordon CLARK (800)	5	800	85	85	85	85	85	85	85	85	66	66
Steven HORNE (85)	6	85	22	22	22	22	22	22	22	22	800	800
Allan BROWN (22)	7	22	800	800	800	800	800	800	800	800	22	22
Stuart HAMILTON (39)	8	39	39	39	39	13	13	13	13	13	13	13
Andrew BARTON (13)	9	13	15	15	13	13	39	39	39	39	39	39
Raymond DUGUID (7)	10	7	7	13	15	15	15	15	15	15	16	16
Gerry KEIRNAN (16)	11	16	13	7	16	16	16	16	16	16	15	15
Finlay MILNE (15)	12	15	16	16	7	74	74	74	74	74	74	74
Christine WATSON (74)	13	74	74	74	74	7	7	7	7	7	7	7
Chris COCHRANE (26)	14	26	26	26	26	26	26	26	26	26	26	
-	15											
-	16											

Clerk of the Course :

Sig : Time :

Chief Timekeeper : Ian Sharp (SMART Timing)

Results available at [www.speedhive.com](http://www.speedhive.com) and [www.smart-timing.co.uk](http://www.smart-timing.co.uk)

Printed: 26/05/2018 15:27:23

Orbits



## KMSC National Motorcycle Racing AC


KMSC Championship Lightweights

Knockhill 1.267 miles

Race 16 - 2nd Race

27/05/2018 10:45

Race (10 Laps)



POLE POSITION

<b>3</b> 34 Kenneth THIRLWALL	<b>2</b> 21 Grant REID	<b>1</b> 155 Scott CAMPBELL	<b>1</b>
<b>6</b> 800 Gordon CLARK	<b>5</b> 66 Kevin WATRET	<b>4</b> 85 Steven HORNE	<b>2</b>
<b>9</b> 39 Stuart HAMILTON	<b>8</b> 13 Andrew BARTON	<b>7</b> 22 Allan BROWN	<b>3</b>
<b>12</b> 74 Christine WATSON	<b>11</b> 15 Finlay MILNE	<b>10</b> 16 Gerry KEIRNAN	<b>4</b>
<b>15</b> 88 Lewis NICOL	<b>14</b> 26 Chris COCHRANE	<b>13</b> 7 Raymond DUGUID	<b>5</b>
		<b>16</b> 278 Paul MARSHALL	<b>6</b>

Clerk of the Course :

Sig : Time :

Chief Timekeeper : Ian Sharp (SMART Timing)

Results available at [www.speedhive.com](http://www.speedhive.com) and [www.smart-timing.co.uk](http://www.smart-timing.co.uk)

Printed: 26/05/2018 15:25:08

Orbits



# Race Results

## KMSC National Motorcycle Racing AC

Sorted on Laps

KMSC Championship Formula 600's

Knockhill 1.267 miles

Race 11 - 1st Race

26/05/2018 15:45

Race (10 Laps) started at 15:27:02

Pos	No.	Name	Make/Model	CC	Class	Laps	Total Tm	Diff	Best Tm	In Lap	Avg. Speed
1	64	Sam MUNRO	Kawasaki	ZX6R 600	S6	10	8:50.291		51.973	7	86.011
2	12	William MONIE	Suzuki	GSXR600	S6	10	8:50.909	0.618	52.159	5	85.911
3	1	Bruce BIRNIE	Kawasaki	ZX6	S6	10	8:52.249	1.958	52.134	5	85.695
4	38	William BERGIN	Kawasaki	ZX6R 600	S6	10	8:58.814	8.523	52.512	4	84.651
5	8	Jon DICKIE	Yamaha	R6 600	S6	10	9:00.260	9.969	53.061	9	84.424
6	47	Steven HADDOW	Kawasaki	ZX6R 600	S6	10	9:00.664	10.373	53.068	7	84.361
7	91	Lewis SHAND	Yamaha	R6 600	S6	10	9:01.442	11.151	52.542	9	84.240
8	26	Alan McGREGOR	Kawasaki	ZX6	S6	10	9:03.826	13.535	53.093	8	83.870
9	11	Patrick FORMAN	Kawasaki	ZX6R 600	S6	10	9:07.918	17.627	53.684	9	83.244
10	87	Steven ALLISON	Kawasaki	ZX6R 600	S6	10	9:08.920	18.629	53.664	2	83.092
11	5	Simon SMAIL	Triumph	Daytona 675R	S6	10	9:16.159	25.868	54.563	3	82.011
12	85	Steve HORNE	Triumph	Daytona 675	S6	10	9:16.555	26.264	54.438	10	81.952
13	55	James McLAREN	Suzuki	GSXR600	S6	10	9:20.970	30.679	54.327	10	81.307
14	27	Andrew DONALD	Kawasaki	ZX6R 600	S6	10	9:28.181	37.890	55.429	9	80.275
15	7	Paul MacKEY	Kawasaki	ZX6R 600	S6	10	9:41.166	50.875	56.512	3	78.482
16	58	Barry STEWART	Kawasaki	ZX6R 600	S6	10	9:41.298	51.007	56.021	9	78.464
17	48	Mark FARRELL	Yamaha	R6 600	S6	10	9:41.650	51.359	56.470	8	78.416
18	9	Rishon HICKEY	Kawasaki	WK650	S6	9	8:53.165	1 Lap	57.855	6	76.993
19	76	Steven BEATTIE	Triumph	Daytona 675R	S6	9	8:58.847	1 Lap	57.329	7	76.181
20	25	Jim PURVIS	Yamaha	R6 600	S6	9	9:03.984	1 Lap	58.566	9	75.461
21	92	Christopher SCOTT	Yamaha	R6 600	S6	9	9:06.656	1 Lap	58.825	2	75.093
Not classified											
DNF	50	Calum JACKSON	Triumph	Daytona 675	S6	2	2:08.100	DNF	58.484	2	71.211
DNS	19	Kristopher DUNCAN	Kawasaki	ZX6R 600	S6			DNS		0	-
DNS	22	Chris SPELLMAN	Yamaha	R6 600	S6			DNS		0	-

Margin of Victory	Avg. Speed	Best Lap Tm	Best Speed	Best Lap by
0.618	86.011	51.973	87.759	64 - Sam MUNRO

Clerk of the Course :

Orbits

Sig : Time :

Chief Timekeeper : Ian Sharp (SMART Timing)

Results available at [www.speedhive.com](http://www.speedhive.com) and [www.smart-timing.co.uk](http://www.smart-timing.co.uk)

Printed: 26/05/2018 15:39:44



## KMSC National Motorcycle Racing AC

KMSC Championship Formula 600's

Knockhill 1.267 miles

Race 11 - 1st Race

26/05/2018 15:45

Race (10 Laps) started at 15:27:02

Lap	Time of Day	Lap Tm	S1	S2	S3	SFSpd	S1Spd
<b>(64) Sam MUNRO</b>							
1	15:28:01.201	<b>53.818</b>	16.034	20.441	<b>17.343</b>	91.303	119.621
2	15:28:53.698	<b>52.497</b>	14.962	20.025	17.510	145.570	120.480
3	15:29:45.895	<b>52.197</b>	14.888	19.941	17.368	144.317	121.352
4	15:30:38.561	<b>52.666</b>	15.315	19.822	17.529	143.087	122.014
5	15:31:30.697	<b>52.136</b>	14.833	19.844	17.459	145.570	123.360
6	15:32:23.023	<b>52.326</b>	14.838	19.903	17.585	<b>146.844</b>	<b>123.587</b>
7	15:33:14.996	<b>51.973</b>	14.919	<b>19.706</b>	17.348	144.317	121.133
8	15:34:07.663	<b>52.667</b>	<b>14.726</b>	19.735	18.206	144.628	121.572
9	15:35:00.518	<b>52.855</b>	14.965	20.365	17.525	143.087	121.792
10	15:35:52.687	<b>52.169</b>	14.787	19.982	17.400	144.628	121.792

Lap	Time of Day	Lap Tm	S1	S2	S3	SFSpd	S1Spd
<b>(12) William MONIE</b>							
1	15:28:01.297	<b>53.767</b>	15.799	20.371	17.597	96.836	122.908
2	15:28:54.780	<b>52.483</b>	14.957	20.171	17.355	148.140	124.968
3	15:29:45.975	<b>52.195</b>	14.934	20.099	<b>17.162</b>	147.814	124.968
4	15:30:38.375	<b>52.400</b>	14.917	19.978	17.505	<b>148.797</b>	<b>125.905</b>
5	15:31:30.534	<b>52.159</b>	14.857	<b>19.857</b>	17.445	148.140	125.905
6	15:32:23.118	<b>52.584</b>	14.794	19.981	17.809	148.468	124.273
7	15:33:15.442	<b>52.324</b>	14.992	20.028	17.304	147.489	124.968
8	15:34:07.909	<b>52.467</b>	<b>14.738</b>	19.962	17.767	148.797	125.670
9	15:35:00.698	<b>52.789</b>	14.970	20.344	17.475	144.941	125.905
10	15:35:53.305	<b>52.607</b>	14.875	20.319	17.413	146.523	125.905

Lap	Time of Day	Lap Tm	S1	S2	S3	SFSpd	S1Spd
<b>(1) Bruce BIRNIE</b>							
1	15:28:01.701	<b>53.722</b>	16.004	20.142	17.576	94.385	122.908
2	15:28:54.158	<b>52.457</b>	15.231	19.818	17.408	144.317	123.360
3	15:29:46.423	<b>52.265</b>	14.912	20.012	<b>17.341</b>	144.941	124.504
4	15:30:38.945	<b>52.522</b>	15.020	20.035	17.467	145.570	123.587
5	15:31:31.079	<b>52.134</b>	14.958	19.729	17.447	143.392	124.044
6	15:32:23.323	<b>52.244</b>	14.934	<b>19.701</b>	17.609	<b>145.886</b>	123.815
7	15:33:15.901	<b>52.578</b>	15.047	20.141	17.390	143.699	<b>124.968</b>
8	15:34:08.442	<b>52.541</b>	<b>14.735</b>	19.791	18.015	145.570	124.273
9	15:35:01.531	<b>53.089</b>	15.208	19.952	17.929	144.008	123.815
10	15:35:54.645	<b>53.114</b>	14.802	20.313	17.999	144.941	124.044

Lap	Time of Day	Lap Tm	S1	S2	S3	SFSpd	S1Spd
<b>(38) William BERGIN</b>							
1	15:28:02.236	<b>54.214</b>	16.217	20.418	<b>17.579</b>	94.252	<b>120.697</b>
2	15:28:55.191	<b>52.955</b>	15.200	20.029	17.726	140.687	120.697
3	15:29:48.470	<b>53.279</b>	15.226	20.338	17.715	140.687	120.697
4	15:30:40.982	<b>52.512</b>	<b>14.951</b>	<b>19.897</b>	17.664	<b>141.577</b>	120.697
5	15:31:34.096	<b>53.114</b>	15.245	20.490	17.664	140.392	120.480
6	15:32:27.240	<b>53.144</b>	15.197	20.099	17.848	139.227	119.835
7	15:33:20.614	<b>53.374</b>	15.307	20.306	17.761	139.517	119.621
8	15:34:13.697	<b>53.083</b>	15.162	20.061	17.860	139.517	120.480
9	15:35:07.775	<b>54.078</b>	15.049	20.897	18.132	141.577	120.697
10	15:36:01.210	<b>53.435</b>	15.284	20.174	17.977	140.982	120.480

Lap	Time of Day	Lap Tm	S1	S2	S3	SFSpd	S1Spd
<b>(8) Jon DICKIE</b>							
1	15:28:02.845	<b>54.818</b>	16.269	20.658	17.891	93.076	121.792
2	15:28:56.023	<b>53.178</b>	15.261	<b>20.149</b>	<b>17.768</b>	139.517	121.352
3	15:29:49.627	<b>53.604</b>	15.172	20.577	17.855	138.939	122.236
4	15:30:42.934	<b>53.307</b>	15.087	20.386	17.834	138.939	122.236
5	15:31:36.317	<b>53.383</b>	15.211	20.247	17.925	141.877	121.133
6	15:32:29.762	<b>53.445</b>	15.187	20.332	17.926	140.099	121.133
7	15:33:23.128	<b>53.366</b>	15.385	20.181	17.800	138.081	121.792
8	15:34:16.394	<b>53.266</b>	<b>14.846</b>	20.510	17.910	143.087	<b>122.459</b>
9	15:35:09.455	<b>53.061</b>	15.001	20.264	17.796	142.782	121.352
10	15:36:02.656	<b>53.201</b>	14.902	20.371	17.928	<b>144.941</b>	118.147

Lap	Time of Day	Lap Tm	S1	S2	S3	SFSpd	S1Spd
<b>(47) Steven HADDOW</b>							
1	15:28:03.216	<b>55.038</b>	16.249	20.840	17.949	100.762	<b>121.352</b>
2	15:28:56.573	<b>53.357</b>	15.313	20.183	17.861	141.877	120.915
3	15:29:49.868	<b>53.295</b>	15.195	20.219	17.881	142.479	121.133
4	15:30:43.162	<b>53.294</b>	15.162	20.216	17.916	<b>144.628</b>	120.915
5	15:31:36.700	<b>53.538</b>	15.275	20.067	18.196	141.877	120.915
6	15:32:29.857	<b>53.157</b>	15.285	20.071	<b>17.801</b>	140.392	120.265
7	15:33:22.925	<b>53.068</b>	15.223	<b>20.008</b>	17.837	143.699	120.915
8	15:34:16.539	<b>53.614</b>	<b>15.052</b>	20.621	17.941	142.479	120.265
9	15:35:09.721	<b>53.182</b>	15.193	20.044	17.945	142.782	120.049
10	15:36:03.060	<b>53.339</b>	15.244	20.184	17.911	141.577	120.915

Lap	Time of Day	Lap Tm	S1	S2	S3	SFSpd	S1Spd
<b>(91) Lewis SHAND</b>							
1	15:28:03.216	<b>55.038</b>	16.249	20.840	17.949	100.762	<b>121.352</b>
2	15:28:56.573	<b>53.357</b>	15.313	20.183	17.861	141.877	120.915
3	15:29:49.868	<b>53.295</b>	15.195	20.219	17.881	142.479	121.133
4	15:30:43.162	<b>53.294</b>	15.162	20.216	17.916	<b>144.628</b>	120.915
5	15:31:36.700	<b>53.538</b>	15.275	20.067	18.196	141.877	120.915
6	15:32:29.857	<b>53.157</b>	15.285	20.071	<b>17.801</b>	140.392	120.265
7	15:33:22.925	<b>53.068</b>	15.223	<b>20.008</b>	17.837	143.699	120.915
8	15:34:16.539	<b>53.614</b>	<b>15.052</b>	20.621	17.941	142.479	120.265
9	15:35:09.721	<b>53.182</b>	15.193	20.044	17.945	142.782	120.049
10	15:36:03.060	<b>53.339</b>	15.244	20.184	17.911	141.577	120.915

Lap	Time of Day	Lap Tm	S1	S2	S3	SFSpd	S1Spd
<b>(26) Alan Mcgregor</b>							
1	15:28:03.557	<b>55.399</b>	16.471	20.985	17.943	95.053	121.133
2	15:28:57.054	<b>53.497</b>	15.384	20.105	18.008	141.279	121.352
3	15:29:50.710	<b>53.656</b>	15.340	20.468	17.848	<b>144.317</b>	120.697
4	15:30:44.276	<b>53.566</b>	15.305	20.320	17.941	142.479	121.572
5	15:31:37.274	<b>52.998</b>	15.190	19.912	17.896	142.782	121.352
6	15:32:30.517	<b>53.243</b>	15.362	20.065	17.816	143.087	120.697
7	15:33:23.842	<b>53.325</b>	15.149	20.257	17.919	143.087	<b>122.014</b>
8	15:34:17.261	<b>53.419</b>	15.246	20.253	17.920	143.392	121.572
9	15:35:09.803	<b>52.542</b>	<b>15.021</b>	<b>19.861</b>	<b>17.660</b>	143.699	121.352
10	15:36:03.838	<b>54.035</b>	15.470	20.652	17.913	142.782	121.352

Lap	Time of Day	Lap Tm	S1	S2	S3	SFSpd	S1Spd
<b>(26) Alan Mcgregor</b>							
1	15:28:03.821	<b>55.711</b>	16.394			98.254	119.621
2	15:28:57.535	<b>53.714</b>	15.428			140.392	121.572
3	15:29:51.121	<b>53.586</b>	15.222			139.808	<b>121.792</b>
4	15:30:44.930	<b>53.809</b>	15.458			141.279	121.792
5	15:31:38.127	<b>53.197</b>	15.270			140.392	121.133
6	15:32:31.401	<b>53.274</b>	15.187			<b>144.317</b>	121.352
7	15:33:24.683	<b>53.282</b>	15.273			141.877	121.572
8	15:34:17.776	<b>53.093</b>	<b>15.116</b>			141.577	121.572
9	15:35:10.948	<b>53.172</b>	15.226	<b>20.290</b>	<b>17.656</b>	141.279	121.572
10	15:36:06.222	<b>55.274</b>	15.235	21.278	18.761	141.577	121.352

Lap	Time of Day	Lap Tm	S1	S2	S3	SFSpd	S1Spd
<b>(11) Patrick FORMAN</b>							
1	15:28:04.817	<b>56.477</b>	16.671	21.750	18.056	92.690	117.116
2	15:28:58.604	<b>53.787</b>	15.461	20.459	<b>17.867</b>	135.571	117.733
3	15:29:52.336	<b>53.732</b>	15.431	20.379	17.922	136.398	118.147
4	15:30:46.628	<b>54.292</b>	15.266	20.892	18.134	137.234	<b>119.196</b>

## KMSC National Motorcycle Racing AC

KMSC Championship Formula 600's

Knockhill 1.267 miles

Race 11 - 1st Race

26/05/2018 15:45

Race (10 Laps) started at 15:27:02

Lap	Time of Day	Lap Tm	S1	S2	S3	SFSpd	S1Spd	Lap	Time of Day	Lap Tm	S1	S2	S3	SFSpd	S1Spd
<b>(27) Andrew DONALD</b>															
1	15:28:06.418	<b>57.905</b>	17.234	22.276	18.395	101.524	115.107	1	15:28:11.453	<b>1:01.918</b>	18.090	23.477	20.351	93.335	110.012
2	15:29:02.495	<b>56.077</b>	16.088	21.381	18.608	136.398	116.506	2	15:29:10.456	<b>59.003</b>	16.768	<b>22.717</b>	19.518	120.480	113.742
3	15:30:00.767	<b>58.272</b>	18.259	21.655	18.358	136.675	116.304	3	15:30:10.088	<b>59.632</b>	17.021	23.238	19.373	<b>124.273</b>	109.653
4	15:30:56.439	<b>55.672</b>	15.968	21.477	<b>18.227</b>	130.814	117.940	4	15:31:09.439	<b>59.351</b>	<b>16.261</b>	23.264	19.826	124.044	111.474
5	15:31:52.265	<b>55.826</b>	15.997	21.357	18.472	133.947	117.321	5	15:32:10.260	<b>1:00.821</b>	18.140	23.192	19.489	120.697	105.848
6	15:32:47.850	<b>55.585</b>	15.980	21.293	18.312	129.551	117.733	6	15:33:09.278	<b>59.018</b>	16.675	22.891	19.452	116.304	<b>113.935</b>
7	15:33:43.632	<b>55.782</b>	15.978	21.393	18.411	134.754	116.709	7	15:34:08.927	<b>59.649</b>	16.484	23.276	19.889	123.360	107.372
8	15:34:39.143	<b>55.511</b>	<b>15.794</b>	21.396	18.321	<b>138.081</b>	<b>118.356</b>	8	15:35:07.814	<b>58.887</b>	16.713	22.735	19.439	117.321	112.408
9	15:35:34.572	<b>55.429</b>	15.867	<b>21.263</b>	18.299	136.121	117.940	9	15:36:06.380	<b>58.566</b>	16.482	22.948	<b>19.136</b>	121.792	112.597
10	15:36:30.577	<b>56.005</b>	15.831	21.710	18.464	138.081	116.912	<b>(92) Christopher SCOTT</b>							
<b>(7) Paul MacKEY</b>															
1	15:28:08.189	<b>59.178</b>	17.560	22.829	18.789	98.833	115.703	1	15:28:12.661	<b>1:03.028</b>	18.782	24.593	19.653	100.914	101.218
2	15:29:05.389	<b>57.200</b>	16.274	22.023	18.903	134.754	<b>116.506</b>	2	15:29:11.486	<b>58.825</b>	16.827	22.929	<b>19.069</b>	128.805	116.304
3	15:30:01.901	<b>56.512</b>	16.081	21.821	<b>18.610</b>	134.754	116.506	3	15:30:10.579	<b>59.093</b>	<b>16.591</b>	23.075	19.427	<b>131.070</b>	<b>118.147</b>
4	15:30:58.485	<b>56.584</b>	<b>15.924</b>	<b>21.757</b>	18.903	<b>135.025</b>	114.518	4	15:31:09.587	<b>59.008</b>	17.008	<b>22.849</b>	19.151	125.201	112.976
5	15:31:56.137	<b>57.652</b>	16.243	22.237	19.172	132.624	114.910	5	15:32:09.474	<b>59.887</b>	17.349	23.187	19.351	129.302	113.357
6	15:32:53.496	<b>57.359</b>	16.364	21.994	19.001	132.102	114.323	6	15:33:08.726	<b>59.252</b>	16.673	23.081	19.498	128.313	117.116
7	15:33:51.308	<b>57.812</b>	16.312	22.129	19.371	133.415	113.935	7	15:34:08.183	<b>59.457</b>	16.801	23.028	19.628	128.313	115.703
8	15:34:48.721	<b>57.413</b>	16.296	21.986	19.131	133.947	114.714	8	15:35:09.020	<b>1:00.837</b>	17.564	23.701	19.572	128.068	105.349
9	15:35:46.651	<b>57.930</b>	16.329	22.453	19.148	133.947	112.597	9	15:36:09.052	<b>1:00.032</b>	17.186	23.129	19.717	128.068	112.976
10	15:36:43.562	<b>56.911</b>	16.278	21.764	18.869	131.326	115.305	<b>(50) Calum JACKSON</b>							
<b>(58) Barry STEWART</b>															
1	15:28:10.130	<b>1:00.782</b>	18.003	23.115	19.664	95.053	115.703	1	15:28:12.012	<b>1:01.982</b>	18.448	24.239	19.295	92.562	105.349
2	15:29:08.029	<b>57.899</b>	16.341	22.503	19.055	135.298	116.709	2	15:29:10.496	<b>58.484</b>	<b>16.720</b>	<b>22.550</b>	<b>19.214</b>	<b>131.070</b>	118.147
3	15:30:05.358	<b>57.329</b>	16.374	21.902	19.053	131.584	117.116	<b>(48) Mark FARRELL</b>							
4	15:31:03.325	<b>57.967</b>	16.334	22.841	18.792	133.680	114.323	1	15:28:11.475	<b>1:01.784</b>	18.614	23.036	20.134	88.884	113.549
5	15:32:00.068	<b>56.743</b>	16.209	<b>21.635</b>	18.899	134.754	115.703	2	15:29:08.547	<b>57.072</b>	16.139	22.179	18.754	135.298	<b>119.835</b>
6	15:32:56.993	<b>56.925</b>	16.134	21.787	19.004	133.680	<b>118.985</b>	3	15:30:05.558	<b>57.011</b>	16.238	22.082	18.691	131.584	119.196
7	15:33:54.238	<b>57.245</b>	16.382	22.176	18.687	133.947	113.166	4	15:31:02.682	<b>57.124</b>	16.098	22.270	18.756	135.845	117.733
8	15:34:51.056	<b>56.818</b>	16.015	21.907	18.896	134.215	117.733	5	15:31:59.329	<b>56.647</b>	16.214	21.734	18.699	137.234	118.985
9	15:35:47.077	<b>56.021</b>	<b>15.863</b>	21.646	<b>18.512</b>	132.886	118.565	6	15:32:56.749	<b>57.420</b>	16.169	22.047	19.204	137.516	119.409
10	15:36:43.694	<b>56.617</b>	16.287	21.712	18.618	<b>136.954</b>	114.714	7	15:33:53.869	<b>57.120</b>	16.491	21.851	18.778	138.366	118.565
<b>(9) Rishon HICKEY</b>															
1	15:28:09.188	<b>1:00.076</b>	17.874	23.099	19.103	100.011	<b>116.103</b>	8	15:34:50.339	<b>56.470</b>	15.956	21.830	<b>18.684</b>	<b>138.939</b>	118.775
2	15:29:07.764	<b>58.576</b>	16.641	22.822	19.113	131.584	114.323	9	15:35:46.875	<b>56.536</b>	<b>15.876</b>	19.009	138.081	119.621	
3	15:30:06.967	<b>59.203</b>	16.764	23.218	19.221	136.398	113.742	10	15:36:44.046	<b>57.171</b>	16.661	21.804	18.706	134.754	117.526
4	15:31:05.073	<b>58.106</b>	16.461	22.684	18.961	137.234	115.903	<b>(76) Steven BEATTIE</b>							
5	15:32:03.051	<b>57.978</b>	16.436	22.544	18.998	<b>138.081</b>	114.518	1	15:28:11.651	<b>1:02.431</b>	18.751	23.982	19.698	92.181	112.786
6	15:33:00.906	<b>57.855</b>	16.497	<b>22.434</b>	<b>18.924</b>	137.798	114.518	2	15:29:11.450	<b>59.799</b>	17.192	23.104	19.503	121.572	111.660
7	15:33:58.979	<b>58.073</b>	<b>16.356</b>	22.779	18.938	137.798	115.504	3	15:30:10.806	<b>59.356</b>	16.797	23.253	19.306	129.053	<b>118.775</b>
8	15:34:56.929	<b>57.950</b>	16.408	22.613	18.929	137.516	115.703	4	15:31:09.958	<b>59.152</b>	16.922	23.122	19.108	131.070	106.015
9	15:35:55.561	<b>58.632</b>	16.533	23.057	19.042	136.121	114.910	5	15:32:08.553	<b>58.595</b>	16.673	23.030	18.892	135.298	116.304

Clerk of the Course :

Sig : Time :

Chief Timekeeper : Ian Sharp (SMART Timing)

 Results available at [www.speedhive.com](http://www.speedhive.com) and [www.smart-timing.co.uk](http://www.smart-timing.co.uk)

Printed: 26/05/2018 15:40:11

Orbits





**KMSC National Motorcycle Racing AC**


KMSC Championship Formula 600's

Knockhill 1.267 miles

Race 17 - 2nd Race - AMENDED GRID

27/05/2018 11:00

Race (10 Laps)



AMENDED GRID - No.71 & 103 Added to back of Grid

POLE POSITION

			1
3 1 Bruce BIRNIE	2 12 William MONIE	1 64 Sam MUNRO	1
6 47 Steven HADDOW	5 8 Jon DICKIE	4 38 William BERGIN	2
9 11 Patrick FORMAN	8 26 Alan McGREGOR	7 91 Lewis SHAND	3
12 85 Steve HORNE	11 5 Simon SMAIL	10 87 Steven ALLISON	4
15 7 Paul MacKEY	14 27 Andrew DONALD	13 55 James McLAREN	5
18 9 Rishon HICKEY	17 48 Mark FARRELL	16 58 Barry STEWART	6
21 92 Christopher SCOTT	20 25 Jim PURVIS	19 76 Steven BEATTIE	7
24 22 Chris SPELLMAN	23 19 Kristopher DUNCAN	22 50 Calum JACKSON	8
	26 103 Richard DUNCAN	25 71 Mike CRITCHELL	9

Clerk of the Course :

Sig : Time :

Chief Timekeeper : Ian Sharp (SMART Timing)

Results available at [www.speedhive.com](http://www.speedhive.com) and [www.smart-timing.co.uk](http://www.smart-timing.co.uk)

Orbits



## KMSC National Motorcycle Racing AC

Lapchart

KMSC Championship Formula 600's

Knockhill 1.267 miles

Race 11 - 1st Race

26/05/2018 15:45

Race (10 Laps) started at 15:27:02

Competitors	Laps											
	0	1	2	3	4	5	6	7	8	9	10	
Sam MUNRO (64)	1	64	64	64	64	12	12	64	64	64	64	64
William MONIE (12)	2	12	12	12	12	64	64	12	12	12	12	12
Bruce BIRNIE (1)	3	1	1	1	1	1	1	1	1	1	1	1
William BERGIN (38)	4	38	38	38	38	38	38	38	38	38	38	38
Jon DICKIE (8)	5	8	8	8	8	8	8	8	47	8	8	8
Alan McGREGOR (26)	6	26	47	47	47	47	47	47	8	47	47	47
Lewis SHAND (91)	7	91	91	91	91	91	91	91	91	91	91	91
Steven HADDOW (47)	8	47	26	26	26	26	26	26	26	26	26	26
Patrick FORMAN (11)	9	11	87	87	87	87	87	87	11	11	11	11
Simon SMAIL (5)	10	5	11	11	11	11	11	11	87	87	87	87
Steven ALLISON (87)	11	87	5	5	5	5	5	5	5	5	5	5
Andrew DONALD (27)	12	27	85	85	85	85	85	85	85	85	85	85
Steve HORNE (85)	13	85	27	27	55	55	55	55	55	55	55	55
Paul MacKEY (7)	14	7	55	55	27	27	27	27	27	27	27	27
Rishon HICKEY (9)	15	9	7	7	7	7	7	7	7	7	7	7
Steven BEATTIE (76)	16	76	9	9	58	48	48	48	48	48	48	58
Barry STEWART (58)	17	58	58	58	48	58	58	58	58	58	58	48
James McLAREN (55)	18	55	25	48	9	9	9	9	9	9	9	9
Jim PURVIS (25)	19	25	48	25	25	25	76	76	76	76	76	76
Christopher SCOTT (92)	20	92	76	50	92	92	92	92	92	25	25	25
Mark FARRELL (48)	21	48	50	76	76	76	25	25	25	92	92	92
Calum JACKSON (50)	22	50	92	92								
-	23											
-	24											

Clerk of the Course :

Sig : Time :

Chief Timekeeper : Ian Sharp (SMART Timing)

Results available at [www.speedhive.com](http://www.speedhive.com) and [www.smart-timing.co.uk](http://www.smart-timing.co.uk)

Printed: 26/05/2018 15:40:37

Orbits



# Race Results

## KMSC National Motorcycle Racing AC

Sorted on Laps

KMSC Championship 125's &amp; KMSC F400's

Knockhill 1.267 miles

Race 12 - 1st Race

26/05/2018 16:00

Race (10 Laps) started at 15:42:31

Pos	No.	Name	Make/Model	CC	Class	Laps	Total Tm	Diff	Best Tm	In Lap	Avg. Speed
1	69	Mark BOWRAN	Kawasaki	ZXR400	F400	10	9:53.783		57.410	4	76.814
2	58	James McLAREN	Suzuki	GSXR600	F400	10	9:59.398	5.615	57.888	5	76.095
3	39	Stuart HAMILTON	Kawasaki	ZXR400	F400	10	10:08.716	14.933	59.242	3	74.930
4	117	Lianne MAYHEW	Kawasaki	ER6	F400	10	10:43.334	49.551	1:02.922	2	70.898
5	33	Declan CONNELL	Aprilia	RS125	F125	9	9:50.660	1 Lap	1:03.333	4	69.498
6	122	Logan TURNER	Aprilia	RS125	F125	9	9:51.055	1 Lap	1:04.321	4	69.452
7	118	Rod WALKER	Kawasaki	ZXR400	F400	9	9:54.027	1 Lap	1:03.857	2	69.104
8	55	Owen PATERSON	Aprilia	RS125	F125	9	10:06.068	1 Lap	1:05.532	8	67.731
9	12	Jimmy MUIR	Aprilia	RS125	F125	9	10:08.356	1 Lap	1:05.893	8	67.477
10	27	Jordan HAY	Aprilia	RS125	F125	9	10:23.995	1 Lap	1:07.766	8	65.786

### Not classified

DNF	8	Nathan ALLARDYCE	Aprilia	RS125	F125	3	3:36.900	DNF	1:08.687	2	63.086
DNF	16	Mia KELLAS	Aprilia	RS125	F125	1	1:21.885	DNF	1:13.101	1	55.701
DNS	99	Marc GIBSON	Kawasaki	ZXR400	F400			DNS		0	-
DNS	22	Ross MAGUIRE	Aprilia	RS125	F125			DNS		0	-

### Announcements

Bike No.58 - Racetime includes 10 second time penalty - Ignoring red light in Pit Lane.

Margin of Victory	Avg. Speed	Best Lap Tm	Best Speed	Best Lap by
5.615	76.814	57.410	79.448	69 - Mark BOWRAN

Clerk of the Course :

Orbits

Sig : Time :

Chief Timekeeper : Ian Sharp (SMART Timing)

 Results available at [www.speedhive.com](http://www.speedhive.com) and [www.smart-timing.co.uk](http://www.smart-timing.co.uk)

Printed: 26/05/2018 15:56:02



## KMSC National Motorcycle Racing AC

KMSC Championship 125's &amp; KMSC F400's

Knockhill 1.267 miles

Race 12 - 1st Race

26/05/2018 16:00

Race (10 Laps) started at 15:42:31

Lap	Time of Day	Lap Tm	S1	S2	S3	SFSpd	S1Spd	Lap	Time of Day	Lap Tm	S1	S2	S3	SFSpd	S1Spd								
<b>(69) Mark BOWRAN</b>																							
1	15:43:37.750	<b>1:00.101</b>	18.214	22.629	19.258	82.849	99.714	3	15:45:54.893	<b>1:04.653</b>	18.426	25.032	21.195	<b>118.775</b>	96.143								
2	15:44:35.919	<b>58.169</b>	17.104	21.941	19.124	122.683	102.611	4	15:46:59.533	<b>1:04.640</b>	18.487	24.612	21.541	117.526	96.281								
3	15:45:34.518	<b>58.599</b>	16.977	22.165	19.457	122.908	103.561	5	15:48:04.438	<b>1:04.905</b>	18.629	24.737	21.539	117.526	96.558								
4	15:46:31.928	<b>57.410</b>	16.769	21.822	<b>18.819</b>	122.014	<b>104.204</b>	6	15:49:09.598	<b>1:05.160</b>	18.846	24.924	21.390	117.321	96.697								
5	15:47:29.979	<b>58.051</b>	16.847	22.075	19.129	<b>123.360</b>	103.882	7	15:50:14.470	<b>1:04.872</b>	<b>18.214</b>	24.876	21.782	116.912	<b>96.976</b>								
6	15:48:28.035	<b>58.056</b>	16.970	21.869	19.217	122.014	102.926	8	15:51:20.150	<b>1:05.680</b>	19.004	25.026	21.650	116.506	96.419								
7	15:49:25.750	<b>57.715</b>	16.680	22.081	18.954	121.572	104.043	9	15:52:25.704	<b>1:05.554</b>	18.939	24.923	21.692	116.709	96.419								
8	15:50:25.441	<b>59.691</b>	17.585	22.473	19.633	122.459	102.454	<b>(55) Owen PATERSON</b>															
9	15:51:24.522	<b>59.081</b>	<b>16.602</b>	<b>21.809</b>	20.670	121.352	104.043	1	15:43:47.683	<b>1:08.516</b>	20.218	25.834	22.464	74.981	<b>83.989</b>								
10	15:52:25.460	<b>1:00.938</b>	16.864	22.770	21.304	116.103	103.402	2	15:44:54.675	<b>1:06.992</b>	19.156	25.637	22.199	100.161	83.363								
<b>(58) James McLAREN</b>																							
1	15:43:36.626	<b>59.280</b>	17.591	21.958	19.731	78.214	100.011	3	15:46:00.796	<b>1:06.121</b>	19.025	25.242	21.854	99.125	83.675								
2	15:44:34.876	<b>58.250</b>	16.928	21.920	<b>19.402</b>	118.356	98.543	4	15:47:07.465	<b>1:06.669</b>	18.928	25.609	22.132	99.125	83.675								
3	15:45:32.813	<b>57.937</b>	<b>16.564</b>	21.780	19.593	117.526	<b>100.611</b>	5	15:48:13.682	<b>1:06.217</b>	18.970	25.148	22.099	99.125	82.240								
4	15:46:31.040	<b>58.227</b>	16.666	21.977	19.584	117.321	100.161	6	15:49:19.593	<b>1:05.911</b>	<b>18.720</b>	25.068	22.123	98.398	82.849								
5	15:47:28.928	<b>57.888</b>	16.621	<b>21.744</b>	19.523	118.565	100.011	7	15:50:25.915	<b>1:06.322</b>	18.728	25.240	22.354	98.833	82.951								
6	15:48:26.955	<b>58.027</b>	16.700	21.756	19.571	118.775	98.979	8	15:51:31.447	<b>1:05.532</b>	<b>18.755</b>	<b>24.954</b>	<b>21.823</b>	<b>100.310</b>	83.467								
7	15:49:25.266	<b>58.311</b>	16.674	21.807	19.830	117.116	100.310	9	15:52:37.745	<b>1:06.298</b>	18.860	25.288	22.150	98.111	82.341								
8	15:50:24.472	<b>59.206</b>	16.779	22.194	20.233	116.304	99.566	<b>(12) Jimmy MUIR</b>															
9	15:51:22.545	<b>58.073</b>	16.708	21.930	19.435	118.147	100.310	1	15:43:48.106	<b>1:09.083</b>	21.159			73.022	<b>82.543</b>								
10	15:52:21.075	<b>58.530</b>	16.747	21.889	19.894	<b>119.409</b>	100.011	2	15:44:55.242	<b>1:07.136</b>	19.406			<b>97.967</b>	82.543								
<b>(39) Stuart HAMILTON</b>																							
1	15:43:38.929	<b>1:01.431</b>	18.654	22.963	<b>19.814</b>	81.048	98.979	3	15:46:01.678	<b>1:06.436</b>	19.515			97.540	82.240								
2	15:44:38.708	<b>59.779</b>	17.481			<b>120.697</b>	97.682	4	15:47:08.266	<b>1:06.588</b>	19.682			97.682	81.839								
3	15:45:37.950	<b>59.242</b>	17.350			120.049	<b>100.762</b>	5	15:48:14.994	<b>1:06.728</b>	19.486			97.682	82.341								
4	15:46:37.781	<b>59.831</b>	<b>17.151</b>	22.678	20.002	120.697	100.161	6	15:49:21.113	<b>1:06.119</b>	19.387			97.682	82.341								
5	15:47:37.615	<b>59.834</b>	17.198	<b>22.538</b>	20.098	120.480	100.611	7	15:50:27.842	<b>1:06.729</b>	19.438			97.399	81.739								
6	15:48:37.711	<b>1:00.096</b>	17.410			118.775	98.979	8	15:51:33.735	<b>1:05.893</b>	19.254			97.682	82.442								
7	15:49:37.797	<b>1:00.086</b>	17.350			119.409	99.714	9	15:52:40.033	<b>1:06.298</b>	<b>19.200</b>			97.682	81.739								
8	15:50:38.495	<b>1:00.698</b>	17.656	22.944	20.098	119.196	100.310	<b>(27) Jordan HAY</b>															
9	15:51:39.034	<b>1:00.539</b>	17.322	22.854	20.363	118.147	100.310	1	15:43:48.883	<b>1:09.119</b>	20.853	25.771	22.495	72.627	<b>83.885</b>								
10	15:52:40.393	<b>1:01.359</b>	17.621			118.565	99.863	2	15:44:56.908	<b>1:08.025</b>	<b>20.264</b>	25.614	22.147	<b>99.714</b>	81.343								
<b>(117) Lianne MAYHEW</b>																							
1	15:43:42.684	<b>1:04.448</b>	18.804	<b>23.998</b>	21.646	77.491	94.919	3	15:46:05.312	<b>1:08.404</b>	20.666	25.647	<b>22.091</b>	98.398	80.755								
2	15:44:45.606	<b>1:02.922</b>	<b>17.731</b>	24.087	<b>21.104</b>	110.556	96.143	4	15:47:14.035	<b>1:08.723</b>	20.542	25.445	22.736	97.399	81.938								
3	15:45:49.702	<b>1:04.096</b>	18.171	24.456	21.469	111.846	94.120	5	15:48:23.149	<b>1:09.114</b>	20.815	25.594	22.705	97.257	80.465								
4	15:46:53.437	<b>1:03.735</b>	18.051	24.311	21.373	110.374	96.005	6	15:49:31.737	<b>1:08.588</b>	20.720	25.326	22.542	97.257	80.368								
5	15:47:56.691	<b>1:03.254</b>	17.732	24.245	21.277	112.976	<b>96.281</b>	7	15:50:39.615	<b>1:07.878</b>	20.359	25.293	22.226	97.682	80.755								
6	15:48:59.952	<b>1:03.261</b>	17.868	24.185	21.208	112.220	96.005	8	15:51:47.381	<b>1:07.766</b>	20.394	<b>25.122</b>	22.250	98.398	81.146								
7	15:50:03.130	<b>1:03.178</b>	17.890	24.058	21.230	<b>114.129</b>	93.988	9	15:52:55.672	<b>1:08.291</b>	20.773	25.178	22.340	97.399	79.700								
8	15:51:06.878	<b>1:03.748</b>	18.182	24.038	21.528	112.220	95.323	<b>(8) Nathan ALLARDYCE</b>															
9	15:52:10.894	<b>1:04.016</b>	17.946	24.453	21.617	110.193	95.323	1	15:43:50.413	<b>1:10.545</b>	21.432			71.391	<b>78.305</b>								
10	15:53:15.011	<b>1:04.117</b>	18.286	24.191	21.640	111.105	93.857	2	15:44:59.100	<b>1:08.687</b>	<b>20.111</b>			<b>93.595</b>	78.032								
<b>(33) Declan CONNELL</b>																							
1	15:43:44.668	<b>1:05.374</b>	19.941			72.392	<b>85.162</b>	3	15:46:08.577	<b>1:09.477</b>	20.464			92.308	76.870								
2	15:44:49.278	<b>1:04.610</b>	18.913			103.242	85.054	<b>(16) Mia KELLAS</b>															
3	15:45:52.838	<b>1:03.560</b>	18.773			<b>103.561</b>	84.412	1	15:43:53.562	<b>1:13.101</b>	<b>22.363</b>	<b>26.828</b>	<b>23.910</b>	65.407	<b>74.897</b>								
4	15:46:56.171	<b>1:03.333</b>	18.635			101.678	85.054	<b>(122) Logan TURNER</b>															
5	15:47:59.728	<b>1:03.557</b>	18.603			101.678	84.518	1	15:43:44.474	<b>1:05.648</b>	20.013			71.467	<b>83.157</b>								
6	15:49:03.360	<b>1:03.632</b>	<b>18.556</b>			101.066	84.095	2	15:44:49.071	<b>1:04.597</b>	19.250			<b>99.566</b>	80.272								
7	15:50:07.630	<b>1:04.270</b>	18.911			100.762	83.989	3	15:45:53.927	<b>1:04.856</b>	19.540			98.833	81.938								
8	15:51:13.405	<b>1:05.775</b>	19.350			97.682	81.441	4	15:46:58.248	<b>1:04.321</b>	<b>19.053</b>			99.566	82.645								
9	15:52:22.337	<b>1:08.932</b>	19.255			94.385	80.176	5	15:48:02.869	<b>1:04.621</b>	19.202			99.566	82.442								
<b>(118) Rod WALKER</b>																							
1	15:43:46.383	<b>1:07.189</b>	20.264	25.055	21.870	79.606	91.552	6	15:49:08.008	<b>1:05.139</b>	19.515			98.688	81.739								
2	15:44:50.240	<b>1:03.857</b>	18.560	<b>24.326</b>	<b>20.971</b>	116.103	96.836	7	15:50:12.858	<b>1:04.850</b>	19.314			99.419	81.441								
<b>Clerk of the Course :</b>																							
<b>Sig :</b>																							
<b>Time :</b>																							
<b>Chief Timekeeper : Ian Sharp (SMART Timing)</b>																							
<b>Results available at <a href="http://www.speedhive.com">www.speedhive.com</a> and <a href="http://www.smart-timing.co.uk">www.smart-timing.co.uk</a></b>																							
<b>Printed: 26/05/2018 15:56:23</b>																							

**KMSC National Motorcycle Racing AC****Lapchart****KMSC Championship 125's & KMSC F400's****Knockhill 1.267 miles****Race 12 - 1st Race****26/05/2018 16:00****Race (10 Laps) started at 15:42:31**

Competitors	Laps											
	0	1	2	3	4	5	6	7	8	9	10	
James McLAREN (58)	1	58	58	58	58	58	58	58	58	58	58	58
Stuart HAMILTON (39)	2	39	69	69	69	69	69	69	69	69	69	69
Mark BOWRAN (69)	3	69	39	39	39	39	39	39	39	39	39	39
Lianne MAYHEW (117)	4	117	117	117	117	117	117	117	117	117	117	117
Logan TURNER (122)	5	122	122	122	33	33	33	33	33	33	33	33
Jimmy MUIR (12)	6	12	33	33	122	122	122	122	122	122	122	122
Owen PATERSON (55)	7	55	118	118	118	118	118	118	118	118	118	118
Rod WALKER (118)	8	118	55	55	55	55	55	55	55	55	55	55
Declan CONNELL (33)	9	33	12	12	12	12	12	12	12	12	12	12
Jordan HAY (27)	10	27	27	27	27	27	27	27	27	27	27	27
Nathan ALLARDYCE (8)	11	8	8	8	8							
Mia KELLAS (16)	12	16	16									
-	13											
-	14											

Clerk of the Course :

Sig : Time :

Chief Timekeeper : Ian Sharp (SMART Timing)

Results available at [www.speedhive.com](http://www.speedhive.com) and [www.smart-timing.co.uk](http://www.smart-timing.co.uk)

Printed: 26/05/2018 15:57:33

Orbits





## KMSC National Motorcycle Racing AC


KMSC Championship 125's & KMSC F400's

Knockhill 1.267 miles

Race 18 - 3rd Race

27/05/2018 11:15

Race (10 Laps)



POLE POSITION

<b>3</b> 39 Stuart HAMILTON	<b>2</b> 58 James McLAREN	<b>1</b> 69 Mark BOWRAN	<b>1</b>
<b>6</b> 122 Logan TURNER	<b>5</b> 33 Declan CONNELL	<b>4</b> 117 Lianne MAYHEW	<b>2</b>
<b>9</b> 12 Jimmy MUIR	<b>8</b> 55 Owen PATERSON	<b>7</b> 118 Rod WALKER	<b>3</b>
<b>12</b> 16 Mia KELLAS	<b>11</b> 8 Nathan ALLARDYCE	<b>10</b> 27 Jordan HAY	<b>4</b>
	<b>14</b> 22 Ross MAGUIRE	<b>13</b> 99 Marc GIBSON	<b>5</b>

Clerk of the Course :

Sig : Time :

Chief Timekeeper : Ian Sharp (SMART Timing)

Results available at [www.speedhive.com](http://www.speedhive.com) and [www.smart-timing.co.uk](http://www.smart-timing.co.uk)

Orbits



# Qualifying Results

**KMSC National Motorcycle Racing AC****Sorted on best lap time**

Scottish Championship Pre-Injection 600

Knockhill 1.267 miles

Warm Up

27/05/2018 08:30

Practice (10:00 Time) started at 8:30:17

Pos	No.	Name	Make/Model	CC	Class	Laps	Best Tm	In Lap	Diff	Avg. Speed
1	168	Paul WISHART	Yamaha	R6 600	PI6	9	54.873	9		78.749
2	22	William MASON	Yamaha	R6 600	PI6	7	54.985	7	0.112	77.167
3	41	Kieran MURRAY	Yamaha	R6 600	PI6	5	55.970	2	1.097	60.101
4	8	Patryk MOTYKA	Yamaha	R6 600	PI6	7	57.477	6	2.604	63.309
5	92	Andrew CRAIGMILE	Yamaha	R6 600	PI6	7	57.489	6	2.616	75.813
6	75	Harry PULLAR	Yamaha	R6 600	PI6	4	58.551	4	3.678	34.911
7	54	Cameron ROBB	Yamaha	R6 600	PI6	7	58.793	7	3.920	71.913
8	60	Dougie BROWN	Yamaha	R6 600	PI6	5	1:00.078	5	5.205	70.104
9	21	Andy LOCK	Yamaha	R6 600	PI6	8	1:00.968	8	6.095	69.170
10	34	Darren GREENE	Yamaha	R6 600	PI6	5	1:01.244	4	6.371	68.385
11	95	Michael MacKINNON	Yamaha	R6 600	PI6	8	1:01.292	8	6.419	69.065
12	31	Darren ANDERSON	Kawasaki	ZXR 600	PI6	8	1:04.078	8	9.205	68.271
13	126	Martin BULMAN	Honda	CBR600FX	PI6	8	1:04.393	8	9.520	67.869
14	66	Derek McGREGOR	Yamaha	R6 5EB	PI6	8	1:04.699	7	9.826	67.952
15	23	Paul REID	Honda	CBR600	PI6	7	1:04.914	7	10.041	67.729

Clerk of the Course :

Orbits

Sig : Time :

Chief Timekeeper : Ian Sharp (SMART Timing)

Results available at [www.speedhive.com](http://www.speedhive.com) and [www.smart-timing.co.uk](http://www.smart-timing.co.uk)

Printed: 27/05/2018 08:54:42



## KMSC National Motorcycle Racing AC

Scottish Championship Pre-Injection 600

Knockhill 1.267 miles

Warm Up

27/05/2018 08:30

Practice (10:00 Time) started at 8:30:17

Lap	Time of Day	Lap Tm	S1	S2	S3	SFSpd	S1Spd	Lap	Time of Day	Lap Tm	S1	S2	S3	SFSpd	S1Spd
<b>(168) Paul WISHART</b>															
1	8:31:24.990	<b>1:07.548</b>	21.581			41.145	110.012	6	8:37:02.128	<b>1:03.253</b>	17.942	24.899	20.412	121.133	103.402
2	8:32:26.932	<b>1:01.942</b>	18.381	23.495	20.066	127.098	96.143	7	8:38:03.993	<b>1:01.865</b>	17.715	23.801	<b>20.349</b>	120.480	109.118
3	8:33:25.278	<b>58.346</b>	16.462	22.485	19.399	131.842	115.305	8	8:39:04.961	<b>1:00.968</b>	<b>17.353</b>	<b>23.052</b>	20.563	119.621	<b>110.556</b>
4	8:34:21.163	<b>55.885</b>	15.753	21.359	18.773	139.517	116.912	<b>(34) Darren GREENE</b>							
5	8:35:16.996	<b>55.833</b>	15.714	21.384	18.735	141.279	115.903	1	8:31:37.088	<b>1:08.989</b>	21.486	26.414	21.089	51.661	89.002
6	8:36:12.755	<b>55.759</b>	15.761	21.243	18.755	140.099	117.526	2	8:32:42.124	<b>1:05.036</b>	18.562	25.132	21.342	<b>124.735</b>	101.987
7	8:37:08.296	<b>55.541</b>	15.595	21.200	18.746	<b>142.479</b>	117.526	3	8:33:46.432	<b>1:04.308</b>	18.494	25.349	20.465	115.703	104.043
8	8:38:03.844	<b>55.548</b>	15.596	21.328	18.624	140.982	<b>117.940</b>	4	8:34:47.676	<b>1:01.244</b>	18.200	23.335	<b>19.709</b>	118.565	<b>106.351</b>
9	8:38:58.717	<b>54.873</b>	<b>15.381</b>	<b>21.051</b>	<b>18.441</b>	142.177	116.103	5	8:35:50.928	<b>1:03.252</b>	20.047	<b>23.305</b>	19.900	116.912	103.402
<b>(22) William MASON</b>															
1	8:31:34.291	<b>1:07.361</b>	21.453	24.825	21.083	51.227	105.184	<b>(95) Michael MacKINNON</b>							
2	8:32:32.114	<b>57.823</b>	16.883	21.970	18.970	136.954	113.357	1	8:31:44.529	<b>1:10.989</b>	21.984	27.101	21.904	50.724	98.979
3	8:33:29.114	<b>57.000</b>	16.180	21.186	19.634	136.398	114.129	2	8:32:49.141	<b>1:04.612</b>	18.503			123.133	105.020
4	8:34:24.934	<b>55.820</b>	15.983	21.247	18.590	<b>137.234</b>	115.107	3	8:33:52.410	<b>1:03.269</b>	17.974	24.504	20.791	<b>123.815</b>	106.183
5	8:35:20.583	<b>55.649</b>	15.914	21.173	18.562	136.954	115.107	4	8:34:55.115	<b>1:02.705</b>	17.437	24.601	20.667	123.815	104.692
6	8:36:16.202	<b>55.619</b>	<b>15.748</b>	21.332	18.539	136.954	<b>115.903</b>	5	8:35:59.172	<b>1:04.057</b>	18.179	25.173	20.705	123.360	104.204
7	8:37:11.187	<b>54.985</b>	15.767	<b>20.956</b>	<b>18.262</b>	135.025	115.703	6	8:37:02.428	<b>1:03.256</b>	18.133	24.837	<b>20.286</b>	118.775	97.117
<b>(41) Kieran MURRAY</b>															
1	8:31:20.080	<b>59.583</b>	18.392	22.220	18.971	53.302	112.786	7	8:38:04.475	<b>1:02.047</b>	17.671	<b>23.948</b>	20.428	122.236	<b>107.372</b>
2	8:32:16.050	<b>55.970</b>	15.968	21.429	18.573	135.025	114.518	8	8:39:05.767	<b>1:01.292</b>	<b>17.198</b>			122.236	106.351
3	8:33:12.487	<b>56.437</b>	16.118	21.409	18.910	129.053	114.323	<b>(31) Darren ANDERSON</b>							
4	8:34:09.902	<b>57.415</b>	16.679	22.269	<b>18.467</b>	128.313	107.030	1	8:31:32.759	<b>1:11.085</b>	22.112	27.213	21.760	48.071	93.076
5	8:36:36.895	<b>2:26.993</b>	<b>15.951</b>	<b>20.785</b>	1:50.257	<b>136.675</b>	<b>114.910</b>	2	8:32:40.692	<b>1:07.933</b>	19.776	26.416	21.741	102.926	96.005
<b>(8) Patryk MOTYKA</b>															
1	8:31:34.190	<b>1:08.475</b>	21.024	26.151	21.300	47.159	105.184	3	8:33:46.540	<b>1:05.848</b>	19.536	25.369	20.943	99.419	101.524
2	8:32:40.549	<b>1:06.359</b>	19.264	25.879	21.216	122.014	108.064	4	8:34:51.400	<b>1:04.860</b>	18.824	24.817	21.219	103.721	98.543
3	8:33:41.431	<b>1:00.882</b>	18.047	23.339	19.496	126.618	108.413	5	8:35:57.386	<b>1:05.986</b>	19.084	25.596	21.306	100.161	97.257
4	8:35:46.342	<b>2:04.911</b>	16.493	23.024	1:25.394	<b>134.484</b>	<b>111.660</b>	6	8:37:03.490	<b>1:06.140</b>	19.105	26.101	20.898	101.066	96.281
5	8:36:46.736	<b>1:00.394</b>	18.488	22.678	19.228	56.110	109.474	7	8:38:07.835	<b>1:04.345</b>	18.705	24.859	<b>20.781</b>	100.310	101.678
6	8:37:44.213	<b>57.477</b>	16.417	22.230	<b>18.830</b>	133.680	110.374	8	8:39:11.913	<b>1:04.078</b>	<b>18.480</b>	<b>24.397</b>	21.201	<b>104.692</b>	<b>104.204</b>
7	8:38:41.757	<b>57.544</b>	<b>16.307</b>	<b>22.043</b>	19.194	133.150	111.290	<b>(126) Martin BULMAN</b>							
<b>(92) Andrew CRAIGMILE</b>															
1	8:31:25.707	<b>1:06.328</b>	21.112	24.569	20.647	47.594	108.064	1	8:31:37.154	<b>1:11.899</b>	23.843	26.349	21.707	45.466	97.117
2	8:32:26.481	<b>1:00.774</b>	17.169	23.251	20.354	129.551	108.941	2	8:32:43.573	<b>1:06.419</b>	19.541	25.215	21.663	117.940	101.987
3	8:33:25.453	<b>58.972</b>	16.459	22.447	20.066	132.362	111.474	3	8:33:48.788	<b>1:05.215</b>	19.050	25.051	21.114	117.733	<b>103.721</b>
4	8:34:23.766	<b>58.313</b>	16.403	21.913	19.997	130.560	111.846	4	8:34:54.219	<b>1:05.431</b>	18.931	25.474	21.026	119.409	100.914
5	8:35:22.461	<b>58.695</b>	16.337	22.620	19.738	131.842	111.474	5	8:35:59.881	<b>1:05.662</b>	19.355	25.550	<b>20.757</b>	117.940	98.254
6	8:36:19.950	<b>57.489</b>	16.118	21.914	<b>19.457</b>	134.215	112.220	6	8:37:05.410	<b>1:05.529</b>	18.893	25.859	20.777	122.459	98.833
7	8:37:18.578	<b>58.628</b>	16.550	22.583	19.495	<b>135.571</b>	111.105	7	8:38:10.686	<b>1:05.276</b>	18.636	25.654	20.986	<b>123.815</b>	102.611
<b>(75) Harry PULLAR</b>															
1	8:35:57.047	<b>1:11.474</b>	22.184			58.660	101.832	8	8:39:15.079	<b>1:04.393</b>	<b>18.550</b>	<b>24.255</b>	21.588	119.621	100.310
2	8:37:01.326	<b>1:04.279</b>	18.893			126.380	103.882	<b>(66) Derek McGREGOR</b>							
3	8:38:01.490	<b>1:00.164</b>	17.257	23.363	19.544	127.098	<b>112.976</b>	1	8:31:33.632	<b>1:10.943</b>	22.399	26.949	21.595	49.344	94.785
4	8:39:00.041	<b>58.551</b>	<b>16.796</b>	<b>22.425</b>	<b>19.330</b>	<b>131.842</b>	111.846	2	8:32:42.004	<b>1:08.372</b>	20.092	26.662	21.618	118.356	98.111
<b>(54) Cameron ROBB</b>															
1	8:31:35.055	<b>1:08.835</b>	21.483			46.154	106.351	3	8:33:48.137	<b>1:06.133</b>	19.526	25.501	21.106	115.107	103.721
2	8:32:41.101	<b>1:06.046</b>	19.062			122.459	105.020	4	8:34:53.515	<b>1:05.378</b>	19.178	25.058	21.142	118.356	101.066
3	8:33:43.031	<b>1:01.930</b>	18.514	23.397	20.019	114.714	109.118	5	8:35:58.600	<b>1:05.085</b>	18.972	25.392	<b>20.721</b>	115.903	104.692
4	8:34:43.036	<b>1:00.005</b>	17.558	22.651	<b>19.796</b>	125.201	108.588	6	8:37:04.891	<b>1:06.291</b>	19.876	25.682	20.733	<b>118.985</b>	103.402
5	8:35:43.038	<b>1:00.002</b>	17.285			127.339	110.556	7	8:38:09.590	<b>1:04.699</b>	<b>18.410</b>	25.335	20.954	118.775	<b>104.856</b>
6	8:36:42.623	<b>59.585</b>	17.198			<b>128.559</b>	<b>111.846</b>	8	8:39:14.417	<b>1:04.827</b>	18.575	<b>24.846</b>	21.406	118.565	102.926
7	8:37:41.416	<b>58.793</b>	17.159			128.313	108.064	<b>(23) Paul REID</b>							
<b>(60) Dougie BROWN</b>															
1	8:31:34.967	<b>1:11.336</b>	22.308			51.266	88.183	1	8:31:31.452	<b>1:12.770</b>	22.691	27.923	22.156	40.994	94.385
2	8:32:40.948	<b>1:05.981</b>	19.214			105.349	109.296	2	8:32:39.301	<b>1:07.849</b>	20.377	26.505	20.967	98.111	85.815
3	8:33:42.306	<b>1:01.358</b>	18.121			116.912	110.739	3	8:33:45.301	<b>1:06.000</b>	19.092			111.660	94.252
4	8:34:42.671	<b>1:00.365</b>	17.375			129.802	107.201	4	8:34:52.277	<b>1:06.976</b>	20.738	25.628	<b>20.610</b>	118.147	85.815
5	8:35:42.749	<b>1:00.078</b>	17.308			131.070	112.033	5	8:35:58.011	<b>1:05.734</b>	18.951			110.922	94.651
<b>(21) Andy LOCK</b>															
1	8:31:44.137	<b>1:11.108</b>	21.457	27.295	22.356	53.430	103.721	6	8:37:03.933	<b>1:05.922</b>	19.169			109.653	92.562
2	8:32:48.893	<b>1:04.756</b>	18.622	24.751	21.383	126.142	107.030	7	8:38:08.847	<b>1:04.914</b>	18.629			113.742	96.976
3	8:33:52.066	<b>1:03.173</b>	18.021	24.329	20.823	122.683	110.193								
4	8:34:54.772	<b>1:02.706</b>	17.512	24.294	20.900	<b>129.302</b>	109.832								
5	8:35:58.875	<b>1:04.103</b>	17.961	25.404	20.738	126.618	107.030								

Clerk of the Course :

Sig : Time :

Chief Timekeeper : Ian Sharp (SMART Timing)

 Results available at [www.speedhive.com](http://www.speedhive.com) and [www.smart-timing.co.uk](http://www.smart-timing.co.uk)

Printed: 27/05/2018 08:55:22

Orbits





# Qualifying Results

**KMSC National Motorcycle Racing AC****Sorted on best lap time**

National CB500's

Knockhill 1.267 miles

Warm Up

27/05/2018 08:45

Practice (10:00 Time) started at 8:41:34

Pos	No.	Name	Make/Model	CC	Class	Laps	Best Tm	In Lap	Diff	Avg. Speed
1	144	Keith SHEPHERD	Honda	CB500	CB	8	1:01.753	5		71.866
2	13	Andrew BARTON	Honda	CB500	CB	7	1:02.697	7	0.944	66.945
3	47	Steve KAIN	Honda	CB500	CB	6	1:02.777	6	1.024	64.641
4	23	Ross McCLEARY	Honda	CB500	CB	7	1:04.136	5	2.383	66.948
5	7	Colvin DENHOLM	Honda	CB500	CB	7	1:04.942	6	3.189	64.919
6	96	Andrew KIRKWOOD	Honda	CB500	CB	7	1:05.349	7	3.596	66.968
7	66	Phil ROBINSON	Honda	CB500	CB	6	1:05.748	5	3.995	65.890
8	55	Allan McCLEARY	Honda	CB500	CB	7	1:06.213	5	4.460	65.618
9	113	Calum PERT	Honda	CB500	CB	7	1:06.412	7	4.659	62.396
10	73	Fraser CAMERON	Honda	CB500	CB	7	1:08.526	7	6.773	62.860
11	117	Lianne MAYHEW	Honda	CB500	CB	4	1:09.233	4	7.480	35.297
12	666	David MAGRATH	Honda	CB500	CB	7	1:10.212	7	8.459	60.660
13	26	Raymond REID	Honda	CB500	CB	2	1:15.291	2	13.538	55.025
14	48	Allan BROOKBANKS	Honda	CB500	CB	1	1:19.864	1	18.111	51.004

Clerk of the Course :

Orbits

Sig : Time :

Chief Timekeeper : Ian Sharp (SMART Timing)

Results available at [www.speedhive.com](http://www.speedhive.com) and [www.smart-timing.co.uk](http://www.smart-timing.co.uk)

Printed: 27/05/2018 08:56:01



## KMSC National Motorcycle Racing AC

National CB500's

Knockhill 1.267 miles

Warm Up

27/05/2018 08:45

Practice (10:00 Time) started at 8:41:34

Lap	Time of Day	Lap Tm	S1	S2	S3	SFSpd	S1Spd	Lap	Time of Day	Lap Tm	S1	S2	S3	SFSpd	S1Spd
<b>(144) Keith SHEPHERD</b>															
1	8:42:44.902	<b>1:07.064</b>	20.917	24.604	21.543	48.348	89.957	2	8:44:22.541	<b>1:12.852</b>	21.032	27.970	23.850	100.611	86.146
2	8:43:48.475	<b>1:03.573</b>	18.431	23.778	21.364	108.588	91.055	3	8:45:35.424	<b>1:12.883</b>	22.038	27.924	22.921	103.721	87.040
3	8:44:50.855	<b>1:02.380</b>	18.209	23.280	20.891	108.064	90.686	4	8:46:44.009	<b>1:08.585</b>	20.055	26.259	22.271	105.184	89.358
4	8:45:52.935	<b>1:02.080</b>	17.922	23.319	<b>20.839</b>	108.238	91.055	5	8:47:52.294	<b>1:08.285</b>	19.455	26.440	22.390	<b>106.859</b>	87.153
5	8:46:54.688	<b>1:01.753</b>	17.825			108.588	91.179	6	8:48:59.654	<b>1:07.360</b>	19.586	25.710	<b>22.064</b>	106.351	89.836
6	8:47:57.104	<b>1:02.416</b>	17.913	23.309	21.194	109.296	91.427	7	8:50:06.066	<b>1:06.412</b>	<b>18.742</b>	<b>25.438</b>	22.232	106.689	<b>90.442</b>
7	8:48:59.893	<b>1:02.789</b>	17.780			109.296	91.552	<b>(73) Fraser CAMERON</b>							
8	8:50:02.103	<b>1:02.210</b>	<b>17.750</b>	<b>23.006</b>	21.454	<b>110.739</b>	<b>91.802</b>	1	8:43:02.275	<b>1:18.929</b>	24.205	29.387	25.337	44.590	86.257
<b>(13) Andrew BARTON</b>															
1	8:43:03.343	<b>1:21.199</b>	23.659	33.468	24.072	42.744	83.675	2	8:44:14.991	<b>1:12.716</b>	20.280	27.069	25.367	102.768	85.815
2	8:44:12.738	<b>1:09.395</b>	20.045	26.685	22.665	98.688	88.649	3	8:45:24.968	<b>1:09.977</b>	20.237	26.649	23.091	102.768	88.068
3	8:45:16.773	<b>1:04.035</b>	18.356	24.068	21.611	106.183	89.358	4	8:46:36.084	<b>1:11.116</b>	20.955			103.402	59.598
4	8:46:21.600	<b>1:04.827</b>	18.709	24.262	21.856	108.413	89.002	5	8:47:45.084	<b>1:09.000</b>	19.669	<b>26.534</b>	<b>22.797</b>	103.882	86.927
5	8:47:24.815	<b>1:03.215</b>	18.285	23.941	<b>20.989</b>	108.238	89.957	6	8:48:53.761	<b>1:08.677</b>	19.542			104.856	87.380
6	8:48:28.601	<b>1:03.786</b>	<b>18.030</b>	24.505	21.251	<b>108.764</b>	<b>90.442</b>	7	8:50:02.287	<b>1:08.526</b>	<b>19.417</b>			<b>105.848</b>	<b>88.183</b>
7	8:49:31.298	<b>1:02.697</b>	18.149	<b>23.542</b>	21.006	108.588	89.836	<b>(117) Lianne MAYHEW</b>							
<b>(47) Steve KAIN</b>															
1	8:43:03.901	<b>1:24.941</b>	25.679			40.016	64.341	1	8:44:20.996	<b>1:15.014</b>					
2	8:44:19.232	<b>1:15.331</b>	22.659			78.397	73.989	2	8:46:43.596	<b>2:22.600</b>					
3	8:45:26.992	<b>1:07.760</b>	20.360	25.632	21.768	92.690	81.343	3	8:49:02.024	<b>2:18.428</b>					
4	8:46:30.611	<b>1:03.619</b>	18.446	24.261	<b>20.912</b>	107.544	90.686	4	8:50:11.257	<b>1:09.233</b>					
5	8:47:34.956	<b>1:04.345</b>	18.059			111.105	90.198	<b>(666) David MAGRATH</b>							
6	8:48:37.733	<b>1:02.777</b>	<b>17.996</b>	<b>23.731</b>	21.050	112.033	<b>93.076</b>	1	8:43:04.250	<b>1:19.856</b>	25.819	28.477	25.560	39.130	77.671
<b>(23) Ross McCLEARY</b>															
1	8:42:57.086	<b>1:16.280</b>	24.255	28.664	23.361	45.435	80.853	2	8:44:19.974	<b>1:15.724</b>	22.370	28.736	24.618	78.950	75.402
2	8:44:05.186	<b>1:08.100</b>	20.180	25.888	22.032	106.183	87.722	3	8:45:34.861	<b>1:14.887</b>	21.854	27.744	25.289	89.477	78.857
3	8:45:12.111	<b>1:06.925</b>	19.510	25.363	22.052	107.030	89.120	4	8:46:47.660	<b>1:12.799</b>	21.550	26.996	24.253	<b>96.697</b>	81.639
4	8:46:17.975	<b>1:05.864</b>	19.053	25.077	21.734	<b>107.890</b>	89.358	5	8:47:59.807	<b>1:12.147</b>	21.333	26.746	24.068	92.308	79.323
5	8:47:22.111	<b>1:04.136</b>	<b>18.588</b>	24.275	<b>21.273</b>	107.890	<b>89.716</b>	6	8:49:10.503	<b>1:10.696</b>	20.762	26.571	<b>23.363</b>	95.053	80.950
6	8:48:26.739	<b>1:04.628</b>	18.967	<b>24.255</b>	21.406	107.717	89.358	7	8:50:20.715	<b>1:10.212</b>	<b>20.415</b>	<b>26.396</b>	23.401	94.651	<b>83.157</b>
7	8:49:31.272	<b>1:04.533</b>	18.687	24.430	21.416	107.372	89.239	<b>(26) Raymond REID</b>							
<b>(7) Colvin DENHOLM</b>															
1	8:43:02.777	<b>1:17.530</b>	24.305	28.247	24.978	41.708	84.732	1	8:43:04.864	<b>1:18.771</b>	24.517	29.386	24.868	46.667	81.540
2	8:44:15.278	<b>1:12.501</b>	20.139	27.032	25.330	99.272	84.518	2	8:44:20.155	<b>1:15.291</b>	22.281	28.701	<b>24.309</b>	101.371	77.402
3	8:45:21.926	<b>1:06.648</b>	19.161	25.561	21.926	103.882	87.494	<b>(48) Allan BROOKBANKS</b>							
4	8:46:29.163	<b>1:07.237</b>	19.154	25.972	22.111	105.681	86.814	1	8:43:03.800	<b>1:19.864</b>	<b>24.261</b>	<b>29.248</b>	<b>26.355</b>	42.635	<b>81.938</b>
5	8:47:35.076	<b>1:05.913</b>	19.125	25.081	<b>21.707</b>	105.681	88.532	<b>(96) Andrew KIRKWOOD</b>							
6	8:48:40.018	<b>1:04.942</b>	<b>18.616</b>	<b>24.590</b>	21.736	106.183	<b>90.077</b>	1	8:42:52.740	<b>1:12.819</b>	24.009			45.497	85.815
7	8:49:46.183	<b>1:06.165</b>	19.195	25.048	21.922	<b>106.859</b>	87.153	2	8:44:00.227	<b>1:07.487</b>	20.059	25.241	22.187	102.142	87.266
<b>(66) Phil ROBINSON</b>															
1	8:42:55.455	<b>1:15.942</b>	24.304	28.112	23.526	44.413	80.853	3	8:45:07.068	<b>1:06.841</b>	19.521			103.721	85.706
2	8:44:04.415	<b>1:08.960</b>	20.416	26.221	22.323	101.371	85.925	4	8:46:13.675	<b>1:06.607</b>	19.604			103.721	<b>88.299</b>
3	8:45:11.457	<b>1:07.042</b>	19.545	25.704	21.793	104.692	87.722	5	8:47:19.573	<b>1:05.898</b>	19.293	<b>24.621</b>	<b>21.984</b>	104.529	88.183
4	8:46:17.602	<b>1:06.145</b>	19.414	24.989	21.742	106.015	87.380	6	8:48:25.784	<b>1:06.211</b>	19.389	24.799	22.023	104.366	87.952
5	8:47:23.350	<b>1:05.748</b>	<b>19.105</b>	25.138	<b>21.505</b>	105.848	<b>89.477</b>	7	8:49:31.133	<b>1:05.349</b>	<b>19.071</b>			<b>105.349</b>	87.722
6	8:48:29.713	<b>1:06.363</b>	19.345	25.354	21.664	<b>107.030</b>	87.380	<b>(55) Allan McCLEARY</b>							
<b>(55) Allan McCLEARY</b>															
1	8:42:58.106	<b>1:16.475</b>	23.996	28.853	23.626	43.804	81.244	1	8:43:09.689	<b>1:20.998</b>	26.083	31.024	23.891	44.295	82.543
2	8:44:07.296	<b>1:09.190</b>	20.284	26.216	22.690	104.366	86.927	<b>(113) Calum PERT</b>							
3	8:45:14.783	<b>1:07.487</b>	19.366	25.625	22.496	103.242	87.837								
4	8:46:21.715	<b>1:06.932</b>	19.372	25.296	22.264	105.681	87.837								
5	8:47:27.928	<b>1:06.213</b>	19.300	<b>24.877</b>	<b>22.036</b>	104.529	<b>89.358</b>								
6	8:48:34.601	<b>1:06.673</b>	19.163	25.400	22.110	<b>106.183</b>	87.380								
7	8:49:40.941	<b>1:06.340</b>	<b>19.060</b>	25.056	22.224	105.184	87.266								

Clerk of the Course :

Sig : Time :

Chief Timekeeper : Ian Sharp (SMART Timing)

 Results available at [www.speedhive.com](http://www.speedhive.com) and [www.smart-timing.co.uk](http://www.smart-timing.co.uk)

Printed: 27/05/2018 08:56:30

Orbits



# Qualifying Results

## KMSC National Motorcycle Racing AC

Sorted on best lap time

Scottish Championship Superbikes & KMSC Clubman

Knockhill 1.267 miles

Warm Up

27/05/2018 09:00

Practice (10:00 Time) started at 8:55:01

Pos	No.	Name	Make/Model	CC	Class	Laps	Best Tm	In Lap	Diff	Avg. Speed
1	99	Callum GRIGOR	Kawasaki	ZX10RR	SB	7	50.889	4		71.147
2	88	Lewis ROLLO	Kawasaki	ZX10R	SB	9	51.031	4	0.142	83.315
3	34	John DEAN	BMW	S1000RR	SB	7	51.049	4	0.160	83.947
4	94	Greg GILFILLAN	BMW	S1000RR	SB	8	51.094	4	0.205	73.015
5	1	Bruce BIRNIE	BMW	S1000RR	SB	7	51.237	3	0.348	84.249
6	72	Sean GILFILLAN	Ducati	Panigale	SB	8	51.344	5	0.455	72.103
7	9	Kristopher DUNCAN	Kawasaki	ZX10R	SB	5	52.606	5	1.717	80.417
8	45	Ewan GRAY	Kawasaki	ZX10R	SB	3	52.642	2	1.753	79.016
9	32	John MacDONALD	Yamaha		SB	9	52.679	5	1.790	81.262
10	71	Gavin JONES	Yamaha	R1	C	9	52.944	7	2.055	79.054
11	18	Clint WALKER	BMW	S1000RR	C	9	53.483	5	2.594	80.683
12	47	Alan BRYCE	BMW	1000RR	SB	9	53.598	6	2.709	78.993
13	11	Richard HUGHES	BMW	S1000RR	SB	9	53.831	6	2.942	79.005
14	122	David SUDDER	Suzuki	GSXR 1000	C	7	54.670	5	3.781	79.747
15	41	Lukasz PIEC	BMW	S1000RR	C	8	55.607	6	4.718	75.356
16	67	Des BURNS	Kawasaki	ZX10R	C	3	56.768	3	5.879	69.021
17	69	Rodney SCOTT	BMW	S1000RR	SB	8	56.922	6	6.033	72.070
18	28	Andrew BUCHANAN	Yamaha	R1	C	8	57.251	5	6.362	75.385
19	38	Craig MARTIN	Honda	CBR900 RR-Y	C	8	57.687	8	6.798	72.106
20	37	Steven PATTERSON	Yamaha	YZF R1	C	8	57.785	8	6.896	72.392
21	100	Laura NUTTALL	BMW	S1000RR	C	8	58.122	8	7.233	73.035
22	218	Paul BOWERBANK	Triumph	675	C	5	58.407	4	7.518	70.985
23	222	Colin READ	BMW	S1000RR	C	8	59.181	8	8.292	70.226
24	19	Nic BOYES	Ducati	848	SB	8	1:00.409	6	9.520	69.589
25	51	Calum JACKSON	Suzuki	GSXR1000	C	8	1:00.729	6	9.840	69.720
26	7	James MacAULAY	Kawasaki	ZX10	C	5	1:03.788	2	12.899	66.451

Clerk of the Course :

Sig : Time :

Chief Timekeeper : Ian Sharp (SMART Timing)

Results available at [www.speedhive.com](http://www.speedhive.com) and [www.smart-timing.co.uk](http://www.smart-timing.co.uk)

Printed: 27/05/2018 09:06:37

Orbits



## KMSC National Motorcycle Racing AC

Scottish Championship Superbikes &amp; KMSC Clubman

Knockhill 1.267 miles

Warm Up

27/05/2018 09:00

Practice (10:00 Time) started at 8:55:01

Lap	Time of Day	Lap Tm	S1	S2	S3	SFSpd	S1Spd
(99) Callum GRIGOR							
1	8:56:12.097	<b>1:03.682</b>	25.029	20.894	17.759	42.419	117.940
2	8:57:03.423	<b>51.326</b>	14.993	19.275	17.058	144.008	130.560
3	8:57:54.789	<b>51.366</b>	<b>14.603</b>	19.361	17.402	142.782	<b>130.814</b>
4	8:58:45.678	<b>50.889</b>	14.665	<b>19.206</b>	<b>17.018</b>	<b>146.204</b>	130.306
5	8:59:39.856	<b>54.178</b>	15.174	19.819	19.185	142.177	122.908
6	9:01:36.386	<b>1:56.530</b>	15.508	29.413	1:11.609	142.177	97.540
7	9:02:30.259	<b>53.873</b>	17.295	19.343	17.235	48.037	130.306

(88) Lewis ROLLO							
1	8:56:03.734	<b>56.110</b>	18.014	20.380	17.716	52.021	128.559
2	8:56:55.379	<b>51.645</b>	14.898	19.520	17.227	146.204	129.053
3	8:57:46.503	<b>51.124</b>	14.714	19.437	<b>16.973</b>	150.465	129.053
4	8:58:37.534	<b>51.031</b>	<b>14.550</b>	<b>19.354</b>	17.127	<b>152.517</b>	129.053
5	8:59:35.072	<b>57.538</b>	17.397	22.098	18.043	141.279	125.201
6	9:00:27.328	<b>52.256</b>	15.025	20.082	17.149	143.087	129.802
7	9:01:21.459	<b>54.131</b>	15.079	20.167	18.885	145.886	<b>130.306</b>
8	9:02:22.091	<b>1:00.632</b>	17.290	23.176	20.166	140.099	102.768
9	9:03:14.210	<b>52.119</b>	14.818	19.479	17.822	146.523	130.306

(34) John DEAN							
1	8:56:07.988	<b>59.142</b>	19.163			57.702	117.940
2	8:57:01.188	<b>53.200</b>	15.405			148.468	131.584
3	8:57:52.655	<b>51.467</b>	15.059	19.537	<b>16.871</b>	143.392	133.415
4	8:58:43.704	<b>51.049</b>	14.693	<b>19.358</b>	16.998	148.468	134.754
5	8:59:36.924	<b>53.220</b>	15.147	20.108	17.965	147.489	133.680
6	9:00:29.790	<b>52.866</b>	14.623	21.017	17.226	<b>150.465</b>	130.560
7	9:01:21.832	<b>52.042</b>	<b>14.491</b>	19.872	17.679	150.129	<b>135.571</b>

(94) Greg GILFILLAN							
1	8:56:12.238	<b>1:00.268</b>	20.726	21.449	18.093	43.073	121.572
2	8:57:06.819	<b>54.581</b>	15.977	20.935	17.669	137.234	129.802
3	8:57:59.149	<b>52.330</b>	14.875	20.314	17.141	145.570	132.362
4	8:58:50.243	<b>51.094</b>	14.838	<b>19.259</b>	16.997	146.844	<b>133.947</b>
5	8:59:41.762	<b>51.519</b>	14.990	19.419	17.110	<b>149.460</b>	126.380
6	9:01:36.162	<b>1:54.400</b>	17.603	21.635	1:15.162	135.571	112.033
7	9:02:29.902	<b>53.740</b>	16.621	19.477	17.642	57.851	131.326
8	9:03:21.241	<b>51.339</b>	<b>14.823</b>	19.557	<b>16.959</b>	144.628	132.624

(1) Bruce BIRNIE							
1	8:56:03.664	<b>57.076</b>	18.048	21.070	17.958	54.961	121.572
2	8:56:56.103	<b>52.439</b>	15.232	19.952	17.255	149.794	128.805
3	8:57:47.340	<b>51.237</b>	<b>14.519</b>	<b>19.669</b>	<b>17.049</b>	<b>153.564</b>	<b>133.415</b>
4	8:58:39.111	<b>51.771</b>	14.807	19.832	17.132	150.804	129.551
5	8:59:34.499	<b>55.388</b>	15.369	22.371	17.648	147.814	122.014
6	9:00:27.110	<b>52.611</b>	15.353	20.117	17.141	151.827	125.201
7	9:01:20.468	<b>53.358</b>	15.029	20.274	18.055	152.865	131.326

(72) Sean GILFILLAN							
1	8:56:12.035	<b>1:00.383</b>	20.508	21.653	18.222	44.121	124.044
2	8:57:06.913	<b>54.878</b>	16.141	20.685	18.052	140.392	130.306
3	8:57:59.348	<b>52.435</b>	15.261	20.114	17.060	144.941	129.802
4	8:58:52.068	<b>52.720</b>	15.056	20.129	17.535	141.577	<b>135.298</b>
5	8:59:43.412	<b>51.344</b>	<b>14.775</b>	<b>19.538</b>	<b>17.031</b>	<b>150.804</b>	127.581
6	9:00:37.194	<b>53.782</b>	15.111	21.464	17.207	150.129	124.273
7	9:02:32.266	<b>1:55.072</b>	14.775	20.309	1:19.988	148.797	130.053
8	9:03:27.567	<b>55.301</b>	17.589	19.749	17.963	55.006	131.842

(9) Kristopher DUNCAN							
1	8:56:11.987	<b>1:01.380</b>	20.188			49.453	113.549
2	8:57:05.454	<b>53.467</b>	15.529			138.081	<b>128.805</b>
3	8:57:58.747	<b>53.293</b>	15.657			142.177	125.435
4	8:58:52.485	<b>53.738</b>	15.280			<b>143.699</b>	124.273
5	8:59:45.091	<b>52.606</b>	<b>15.084</b>			139.517	127.098

(45) Ewan GRAY							
1	8:56:09.381	<b>59.309</b>	20.083	21.443	17.783	41.272	117.733
2	8:57:02.023	<b>52.642</b>	15.071	20.072	<b>17.499</b>	142.177	125.201
3	8:57:54.673	<b>52.650</b>	15.072	19.823	17.755	<b>146.523</b>	125.435

(32) John MacDONALD							
1	8:56:11.697	<b>1:01.974</b>	20.495	22.885	18.594	43.718	112.786
2	8:57:06.347	<b>54.650</b>	16.285	20.704	17.661	136.398	124.273

Lap	Time of Day	Lap Tm	S1	S2	S3	SFSpd	S1Spd
(71) Gavin JONES							
3	8:57:59.081	<b>52.734</b>	15.259	20.282	<b>17.193</b>	143.392	126.857
4	8:58:52.043	<b>52.962</b>	15.110	20.296	17.556	146.523	<b>130.814</b>
5	8:59:44.722	<b>52.679</b>	<b>15.087</b>	20.324	17.268	147.166	127.581
6	9:00:41.029	<b>56.307</b>	15.169	21.629	19.509	143.087	123.360
7	9:01:34.551	<b>53.522</b>	15.913	<b>20.144</b>	17.465	138.081	124.735
8	9:02:30.390	<b>55.839</b>	15.280	21.792	18.767	<b>147.814</b>	122.236
9	9:03:26.653	<b>56.263</b>	16.478	21.799	17.986	133.150	120.049

Lap	Time of Day	Lap Tm	S1	S2	S3	SFSpd	S1Spd
(18) Clint WALKER							
1	8:56:26.174	<b>1:06.946</b>	21.641	25.068	20.237	37.179	106.183
2	8:57:23.559	<b>57.385</b>	16.180	22.423	18.782	131.070	121.133
3	8:58:18.720	<b>55.161</b>	16.049	21.084	18.028	136.398	123.587
4	8:59:13.118	<b>54.398</b>	15.426	21.195	17.777	142.177	123.133
5	9:00:06.635	<b>53.517</b>	15.500	20.407	17.610	143.392	122.683
6	9:01:00.121	<b>53.486</b>	15.332	20.468	17.686	<b>145.886</b>	124.273
7	9:01:53.065	<b>52.944</b>	<b>15.190</b>	20.306	17.448	145.570	124.044
8	9:02:46.010	<b>52.945</b>	15.366	<b>20.181</b>	<b>17.398</b>	142.479	<b>126.142</b>
9	9:03:40.763	<b>54.753</b>	15.303	20.830	18.620	143.699	125.435

Lap	Time of Day	Lap Tm	S1	S2	S3	SFSpd	S1Spd
(18) Clint WALKER							
1	8:56:14.165	<b>1:01.828</b>	20.955	22.276	18.597	42.047	122.236
2	8:57:09.185	<b>55.020</b>	15.718	21.056	18.246	143.087	123.587
3	8:58:04.172	<b>54.987</b>	15.656	21.182	18.149	138.939	120.915
4	8:58:58.299	<b>54.127</b>	15.424	20.690	18.013	142.782	<b>125.201</b>
5	8:59:51.782	<b>53.483</b>	<b>15.026</b>	20.555	17.902	144.008	124.044
6	9:00:45.648	<b>53.866</b>	15.352	20.649	<b>17.865</b>	<b>145.255</b>	<b>123.815</b>
7	9:01:41.695	<b>56.047</b>	15.592	21.394	19.061	144.317	119.621
8	9:02:36.308	<b>54.613</b>	15.668	20.849	18.096	139.517	121.792
9	9:03:30.279	<b>53.971</b>	15.523	<b>20.426</b>	18.022	143.699	124.273

Lap	Time of Day	Lap Tm	S1	S2	S3	SFSpd	S1Spd
(47) Alan BRYCE							
1	8:56:21.093	<b>1:07.875</b>	22.240	25.490	20.145	41.272	120.265
2	8:57:18.743	<b>57.650</b>	16.801	21.870	18.979	126.142	124.273
3	8:58:14.663	<b>55.920</b>	16.397	21.514	18.009	134.754	124.504
4	8:59:09.501	<b>54.838</b>	15.482	21.333	18.023	138.366	<b>128.068</b>
5	9:00:03.340	<b>53.839</b>	15.269	20.762	17.808	135.025	122.683
6	9:00:56.938	<b>53.598</b>	15.265	20.785	<b>17.548</b>	137.234	125.201
7	9:01:50.765	<b>53.827</b>	<b>15.134</b>	<b>20.744</b>	17.949	<b>140.982</b>	127.098
8	9:02:44.870	<b>54.105</b>	15.554	20.797	17.754	135.571	125.905
9	9:03:41.165	<b>56.295</b>	15.707	21.235	19.353	137.516	125.201

Lap	Time of Day	Lap Tm	S1	S2	S3	SFSpd	S1Spd
(11) Richard HUGHES							
1	8:56:22.691	<b>1:08.003</b>	22.622	24.513	20.868	39.452	112.220
2	8:57:19.606	<b>56.915</b>	16.778	21.915	18.222	128.313	123.360
3	8:58:15.300	<b>55.694</b>	15.769	22.030	17.895	133.680	121.133
4	8:59:09.663	<b>54.363</b>	15.676	20.961	17.726	131.326	122.014
5	9:00:03.688	<b>54.025</b>	15.469	21.004	<b>17.552</b>	<b>136.675</b>	122.014
6	9:00:57.519	<b>53.831</b>	<b>15.361</b>	<			

## KMSC National Motorcycle Racing AC

Scottish Championship Superbikes &amp; KMSC Clubman

Knockhill 1.267 miles

Warm Up

27/05/2018 09:00

Practice (10:00 Time) started at 8:55:01

Lap	Time of Day	Lap Tm	S1	S2	S3	SFSpd	S1Spd
3	8:58:19.748	<b>56.768</b>	16.146			<b>139.517</b>	<b>124.735</b>

(69) Rodney SCOTT

1	8:56:35.450	<b>1:14.720</b>	21.590	29.751	23.379	45.964	115.504
2	8:57:35.161	<b>59.711</b>	17.321	23.229	19.161	<b>132.102</b>	118.356
3	8:58:35.658	<b>1:00.497</b>	16.671	23.512	20.314	130.814	121.352
4	8:59:37.426	<b>1:01.768</b>	17.567	24.471	19.730	116.709	110.193
5	9:00:34.848	<b>57.422</b>	17.060	<b>21.971</b>	<b>18.391</b>	122.236	127.098
6	9:01:31.770	<b>56.922</b>	<b>16.252</b>	22.017	18.653	130.053	<b>128.068</b>
7	9:02:30.011	<b>58.241</b>	16.295	23.099	18.847	128.559	114.714
8	9:03:27.794	<b>57.783</b>	16.676	22.494	18.613	127.581	123.815

(28) Andrew BUCHANAN

1	8:56:19.579	<b>1:06.781</b>	22.165	24.750	19.866	43.633	112.408
2	8:57:18.480	<b>58.901</b>	17.227	22.480	19.194	129.551	112.033
3	8:58:16.902	<b>58.422</b>	16.408	23.059	18.955	<b>135.571</b>	<b>116.709</b>
4	8:59:14.770	<b>57.868</b>	16.678	22.354	18.836	132.886	115.903
5	9:00:12.021	<b>57.251</b>	16.745	<b>21.789</b>	<b>18.717</b>	131.326	116.304
6	9:01:09.952	<b>57.931</b>	16.719	22.365	18.847	135.298	110.922
7	9:02:07.273	<b>57.321</b>	<b>16.372</b>	22.107	18.842	133.415	115.107
8	9:03:05.532	<b>58.259</b>	16.806	22.414	19.039	130.560	114.518

(38) Craig MARTIN

1	8:56:28.417	<b>1:10.797</b>	22.767	26.703	21.327	35.620	104.856
2	8:57:31.622	<b>1:03.205</b>	18.170	24.630	20.405	117.321	112.408
3	8:58:33.968	<b>1:02.346</b>	17.046	24.610	20.690	130.053	113.166
4	8:59:33.602	<b>59.634</b>	17.219	23.015	19.400	131.070	115.305
5	9:00:32.617	<b>59.015</b>	16.691	22.952	19.372	<b>136.121</b>	110.193
6	9:01:31.381	<b>58.764</b>	16.728	22.713	19.323	128.805	112.976
7	9:02:29.860	<b>58.479</b>	<b>16.343</b>	23.073	<b>19.063</b>	134.215	102.142
8	9:03:27.547	<b>57.687</b>	16.423	<b>22.112</b>	19.152	129.802	<b>116.103</b>

(37) Steven PATTERSON

1	8:56:28.425	<b>1:09.688</b>	22.060	27.009	20.619	38.173	111.660
2	8:57:30.581	<b>1:02.156</b>	17.507	24.437	20.212	122.459	119.621
3	8:58:33.411	<b>1:02.830</b>	17.375	25.079	20.376	129.802	115.305
4	8:59:33.145	<b>59.734</b>	17.375	23.125	19.234	133.680	120.049
5	9:00:31.827	<b>58.682</b>	16.530	22.966	19.186	138.081	121.572
6	9:01:29.821	<b>57.994</b>	16.522	22.525	18.947	138.081	123.133
7	9:02:27.757	<b>57.936</b>	<b>16.243</b>	22.801	<b>18.892</b>	<b>140.392</b>	123.587
8	9:03:25.542	<b>57.785</b>	16.427	<b>22.421</b>	18.937	138.366	<b>124.044</b>

(100) Laura NUTTALL

1	8:56:24.324	<b>1:09.852</b>	22.970	26.026	20.856	37.035	98.398
2	8:57:26.218	<b>1:01.894</b>	17.351	24.470	20.073	126.142	104.529
3	8:58:25.985	<b>59.767</b>	16.977	23.086	19.704	131.584	110.922
4	8:59:25.694	<b>59.709</b>	17.045	23.069	19.595	133.150	106.520
5	9:00:25.774	<b>1:00.080</b>	<b>16.330</b>	23.169	20.581	<b>137.798</b>	<b>112.786</b>
6	9:01:24.183	<b>58.409</b>	16.913	<b>22.407</b>	19.089	126.857	107.201
7	9:02:22.988	<b>58.805</b>	16.701	22.552	19.552	135.845	104.204
8	9:03:21.110	<b>58.122</b>	16.667	22.481	<b>18.974</b>	134.215	111.846

(218) Paul BOWERBANK

1	8:56:24.662	<b>1:08.860</b>	21.991	26.159	20.710	38.948	101.218
2	8:57:26.267	<b>1:01.605</b>	17.294	24.434	19.877	132.886	109.653
3	8:58:24.864	<b>58.597</b>	16.358	<b>22.591</b>	19.648	<b>137.798</b>	<b>118.356</b>
4	8:59:23.271	<b>58.407</b>	16.445	22.790	<b>19.172</b>	137.516	117.733
5	9:00:22.774	<b>59.503</b>	<b>16.241</b>	22.749	20.513	137.516	115.903

(222) Colin READ

1	8:56:27.816	<b>1:10.949</b>	22.241	27.297	21.411	43.212	96.281
2	8:57:31.371	<b>1:03.555</b>	17.860	25.213	20.482	120.480	104.692
3	8:58:35.558	<b>1:04.187</b>	18.061	25.510	20.616	127.339	<b>109.118</b>
4	8:59:37.497	<b>1:01.939</b>	<b>16.815</b>	24.604	20.520	126.857	107.544
5	9:00:40.447	<b>1:02.950</b>	18.492	24.243	20.215	118.356	103.242
6	9:01:41.342	<b>1:00.895</b>	17.343	23.725	19.827	128.313	108.941
7	9:02:41.912	<b>1:00.570</b>	17.803	23.065	19.702	<b>129.302</b>	107.890
8	9:03:41.093	<b>59.181</b>	16.821	<b>22.819</b>	<b>19.541</b>	127.581	109.118

(19) Nic BOYES

1	8:56:27.204	<b>1:12.079</b>	23.731	26.855	21.493	39.198	96.697
2	8:57:30.732	<b>1:03.528</b>	17.761	24.816	20.951	126.142	101.218
3	8:58:36.004	<b>1:05.272</b>	17.786	26.196	21.290	123.587	102.926
4	8:59:39.882	<b>1:03.878</b>	18.040	25.040	20.798	113.935	102.768

Lap	Time of Day	Lap Tm	S1	S2	S3	SFSpd	S1Spd
5	9:00:41.744	<b>1:01.862</b>	17.110	23.979	20.773	<b>126.618</b>	102.768
6	9:01:42.153	<b>1:00.409</b>	16.965	<b>23.236</b>	<b>20.208</b>	124.968	<b>107.030</b>
7	9:02:44.571	<b>1:02.418</b>	17.538	24.414	20.466	120.697	96.005
8	9:03:45.851	<b>1:01.280</b>	<b>16.869</b>	23.648	20.763	121.133	106.183

(51) Calum JACKSON

1	8:56:22.582	<b>1:11.488</b>	22.179	27.508	21.801	46.377	106.520
2	8:57:29.492	<b>1:06.910</b>	18.601	26.532	21.777	122.014	113.742
3	8:58:33.183	<b>1:03.691</b>	17.504	25.657	20.530	134.754	<b>114.323</b>
4	8:59:37.077	<b>1:03.894</b>	18.462	24.908	20.524	<b>135.025</b>	101.678
5	9:00:40.241	<b>1:03.164</b>	18.371	24.336	20.457	125.201	103.242
6	9:01:40.970	<b>1:00.729</b>	<b>17.132</b>	<b>23.539</b>	20.058	132.624	109.296
7	9:02:43.634	<b>1:02.664</b>	18.557	24.244	<b>19.863</b>	128.805	101.678
8	9:03:44.860	<b>1:01.226</b>	17.160	23.918	20.148	131.842	113.166

(7) James MacAULAY

1	8:56:26.250	<b>1:12.264</b>	22.856	28.201	21.207	37.914	93.335
2	8:57:30.038	<b>1:03.788</b>	17.960	<b>25.273</b>	20.555	122.459	<b>101.066</b>
3	8:58:35.140	<b>1:05.192</b>	<b>17.718</b>	26.703	20.681	<b>122.908</b>	100.762
4	8:59:40.530	<b>1:05.300</b>	17.875	25.784	21.731	119.621	100.011
5	9:00:44.692	<b>1:04.162</b>	17.989	25.971	<b>20.202</b>	112.597	94.518

Clerk of the Course :

Sig : Time :

Chief Timekeeper : Ian Sharp (SMART Timing)

 Results available at [www.speedhive.com](http://www.speedhive.com) and [www.smart-timing.co.uk](http://www.smart-timing.co.uk)

Printed: 27/05/2018 09:07:12

Orbits





# Qualifying Results

**KMSC National Motorcycle Racing AC****Sorted on best lap time**

Scottish Championship Lightweights

Knockhill 1.267 miles

Warm Up

27/05/2018 09:15

Practice (10:00 Time) started at 9:06:18

Pos	No.	Name	Make/Model	CC	Class	Laps	Best Tm	In Lap	Diff	Avg. Speed
1	85	Steven HORNE	Kawasaki	ER6	SL	8	56.675	6		75.737
2	21	Grant REID	Kawasaki	ER6	SL	4	57.024	4	0.349	73.073
3	155	Scott CAMPBELL	Kawasaki	ER6 650	SL	4	57.330	4	0.655	66.890
4	22	Allan BROWN	Suzuki	SV650	SL	8	58.394	8	1.719	73.513
5	13	Andrew BARTON	Kawasaki	ER650	SL	6	58.986	4	2.311	73.436
6	66	Kevin WATRET	Kawasaki	ER6	SL	5	59.010	5	2.335	73.369
7	800	Gordon CLARK	Kawasaki	ER6 650	SL	3	1:00.356	3	3.681	67.960
8	7	Raymond DUGUID	Yamaha	TRX850	SL	8	1:01.254	5	4.579	70.958
9	74	Christine WATSON	Kawasaki	ER6	SL	7	1:02.115	7	5.440	66.066
10	15	Finlay MILNE	Suzuki	SV650	SL	5	1:02.148	5	5.473	68.611
11	26	Chris COCHRANE	Kawasaki	ER650	SL	7	1:03.457	7	6.782	66.193
12	16	Gerry KEIRNAN	Kawasaki	ER6	SL	5	1:03.570	5	6.895	62.297
13	34	Kenneth THIRLWALL	Kawasaki	ER6	SL			0		-

Clerk of the Course :

Orbits

Sig : Time :

Chief Timekeeper : Ian Sharp (SMART Timing)

Results available at [www.speedhive.com](http://www.speedhive.com) and [www.smart-timing.co.uk](http://www.smart-timing.co.uk)

Printed: 27/05/2018 09:17:28



## KMSC National Motorcycle Racing AC

### Scottish Championship Lightweights

Knockhill 1.267 miles

### Warm Up

27/05/2018 09:15

### Practice (10:00 Time) started at 9:06:18

Lap	Time of Day	Lap Tm	S1	S2	S3	SFSpd	S1Spd
<b>(85) Steven HORNE</b>							
1	9:07:33.373	<b>1:04.763</b>	20.468	23.605	20.690	48.629	103.402
2	9:08:31.688	<b>58.315</b>	17.035			122.014	107.372
3	9:09:31.507	<b>59.819</b>	16.872	23.320	19.627	126.380	<b>109.653</b>
4	9:10:30.556	<b>59.049</b>	16.937			129.053	108.413
5	9:11:29.008	<b>58.452</b>	16.749	<b>22.252</b>	<b>19.451</b>	125.670	107.890
6	9:12:25.683	<b>56.675</b>	16.546			127.098	108.413
7	9:13:22.623	<b>56.940</b>	16.555			<b>129.551</b>	107.890
8	9:14:19.827	<b>57.204</b>	<b>16.032</b>			128.313	109.118
<b>(21) Grant REID</b>							
1	9:07:33.306	<b>1:03.016</b>	19.529			56.631	107.890
2	9:08:31.284	<b>57.978</b>	16.754			131.842	111.105
3	9:09:30.696	<b>59.412</b>	17.087			133.947	112.786
4	9:10:27.720	<b>57.024</b>	<b>16.288</b>			<b>135.298</b>	111.660
<b>(155) Scott CAMPBELL</b>							
1	9:07:53.212	<b>1:15.171</b>	23.744	27.839	23.588	40.064	89.358
2	9:08:55.766	<b>1:02.554</b>	17.808	23.513	21.233	119.196	109.653
3	9:09:53.471	<b>57.705</b>	16.513	22.003	<b>19.189</b>	128.313	110.012
4	9:10:50.801	<b>57.330</b>	<b>16.418</b>	<b>21.690</b>	19.222	<b>130.053</b>	<b>110.739</b>
<b>(22) Allan BROWN</b>							
1	9:07:34.898	<b>1:08.144</b>	21.467	26.044	20.633	48.912	98.111
2	9:08:37.130	<b>1:02.232</b>	18.078	23.970	20.184	115.504	101.678
3	9:09:37.414	<b>1:00.284</b>	17.337	23.035	19.912	122.236	101.832
4	9:10:37.178	<b>59.764</b>	17.174	22.771	19.819	122.459	<b>102.298</b>
5	9:11:37.255	<b>1:00.077</b>	17.135	22.758	20.184	122.908	101.832
6	9:12:36.422	<b>59.167</b>	16.974	22.545	19.648	122.459	102.142
7	9:13:36.012	<b>59.590</b>	17.249	22.493	19.848	<b>123.133</b>	101.678
8	9:14:34.406	<b>58.394</b>	<b>16.817</b>	<b>22.214</b>	<b>19.363</b>	121.792	101.987
<b>(13) Andrew BARTON</b>							
1	9:07:29.102	<b>1:05.607</b>	21.486	23.720	20.401	45.996	100.762
2	9:08:30.521	<b>1:01.419</b>	17.918	23.629	19.872	117.733	105.848
3	9:09:31.274	<b>1:00.753</b>	17.580	23.393	19.780	121.792	106.351
4	9:10:30.260	<b>58.986</b>	<b>16.979</b>	22.388	19.619	126.380	<b>107.030</b>
5	9:11:29.900	<b>59.640</b>	17.188	22.877	<b>19.575</b>	<b>128.313</b>	101.371
6	9:12:30.709	<b>1:00.809</b>	17.056	<b>22.279</b>	21.474	122.908	106.859
<b>(66) Kevin WATRET</b>							
1	9:07:28.895	<b>1:07.409</b>	21.495	24.798	21.116	45.589	103.561
2	9:08:30.284	<b>1:01.389</b>	17.610	23.755	20.024	121.352	106.689
3	9:09:30.662	<b>1:00.378</b>	17.299	23.290	19.789	128.559	107.030
4	9:10:29.871	<b>59.209</b>	16.641	22.969	<b>19.599</b>	126.618	108.764
5	9:11:28.881	<b>59.010</b>	<b>16.436</b>	22.963	19.611	<b>129.302</b>	109.474
<b>(800) Gordon CLARK</b>							
1	9:07:36.504	<b>1:09.013</b>	22.107	<b>25.499</b>	<b>21.407</b>	46.122	90.320
2	9:08:39.036	<b>1:02.532</b>	18.452			111.290	104.529
3	9:09:39.392	<b>1:00.356</b>	17.362			<b>125.670</b>	107.030
<b>(7) Raymond DUGUID</b>							
1	9:07:37.159	<b>1:08.963</b>	22.103	25.598	21.262	41.527	96.419
2	9:08:41.093	<b>1:03.934</b>	18.763	24.096	21.075	117.321	99.125
3	9:09:44.287	<b>1:03.194</b>	18.098	23.832	21.264	118.775	99.125
4	9:10:46.167	<b>1:01.880</b>	18.029	23.136	20.715	118.565	99.272
5	9:11:47.421	<b>1:01.254</b>	<b>17.545</b>	23.023	20.686	119.409	99.272
6	9:12:48.727	<b>1:01.306</b>	17.644	<b>22.942</b>	20.720	118.565	<b>99.566</b>
7	9:13:50.111	<b>1:01.384</b>	17.904	23.066	<b>20.414</b>	118.356	99.125
8	9:14:52.279	<b>1:02.168</b>	18.008	23.351	20.809	<b>120.265</b>	99.419
<b>(74) Christine WATSON</b>							
1	9:07:50.604	<b>1:15.710</b>	23.926	28.314	23.470	46.345	98.833
2	9:09:00.406	<b>1:09.802</b>	20.829	26.525	22.448	106.183	101.832
3	9:10:08.127	<b>1:07.721</b>	19.413	26.215	22.093	118.985	104.204
4	9:11:12.618	<b>1:04.491</b>	18.425	24.814	21.252	121.133	105.681
5	9:12:16.310	<b>1:03.692</b>	18.477	24.208	21.007	122.014	105.681
6	9:13:19.204	<b>1:02.894</b>	18.231	24.005	20.658	<b>123.133</b>	105.349
7	9:14:21.319	<b>1:02.115</b>	<b>18.212</b>	<b>23.801</b>	<b>20.102</b>	121.352	<b>106.183</b>
<b>(15) Finlay MILNE</b>							
1	9:07:33.979	<b>1:11.166</b>	21.913	26.427	22.826	54.294	101.371

Lap	Time of Day	Lap Tm	S1	S2	S3	SFSpd	S1Spd
2	9:08:39.000	<b>1:05.021</b>	18.533	25.019	21.469	120.915	100.310
3	9:09:44.620	<b>1:05.620</b>	18.655	24.627	22.338	119.835	<b>101.524</b>
4	9:10:48.288	<b>1:03.668</b>	18.893	24.091	20.684	108.413	99.863
5	9:11:50.436	<b>1:02.148</b>	<b>18.106</b>	<b>23.499</b>	<b>20.543</b>	<b>121.133</b>	100.762
<b>(26) Chris COCHRANE</b>							
1	9:07:48.288	<b>1:18.246</b>	24.186	30.084	23.976	44.649	76.870
2	9:08:56.177	<b>1:07.889</b>	19.657	26.247	21.985	111.846	96.005
3	9:10:01.865	<b>1:05.688</b>	18.830	25.606	21.252	114.714	96.143
4	9:11:07.224	<b>1:05.359</b>	18.678	25.137	21.544	<b>117.116</b>	<b>97.117</b>
5	9:12:12.045	<b>1:04.821</b>	18.650	24.915	21.256	115.903	96.005
6	9:13:16.932	<b>1:04.887</b>	18.859	24.665	21.363	113.357	96.005
7	9:14:20.389	<b>1:03.457</b>	<b>18.388</b>	<b>24.333</b>	<b>20.736</b>	115.703	96.281
<b>(16) Gerry KEIRNAN</b>							
1	9:07:58.950	<b>1:20.086</b>	26.452	29.090	24.544	36.872	73.022
2	9:09:09.956	<b>1:11.006</b>	22.330	26.607	22.069	102.926	97.682
3	9:10:16.432	<b>1:06.476</b>	19.342	25.629	21.505	115.703	99.419
4	9:11:20.557	<b>1:04.125</b>	18.351	<b>24.775</b>	<b>20.999</b>	<b>123.133</b>	101.524
5	9:12:24.127	<b>1:03.570</b>	<b>18.095</b>			118.565	<b>103.084</b>

Clerk of the Course :

Sig : Time :

Chief Timekeeper : Ian Sharp (SMART Timing)

 Results available at [www.speedhive.com](http://www.speedhive.com) and [www.smart-timing.co.uk](http://www.smart-timing.co.uk)

Printed: 27/05/2018 09:17:48

Orbits



# Qualifying Results

## KMSC National Motorcycle Racing AC

Sorted on best lap time

Scottish Championship Formula 600's

Knockhill 1.267 miles

Warm Up

27/05/2018 09:30

Practice (10:00 Time) started at 9:16:47

Pos	No.	Name	Make/Model	CC	Class	Laps	Best Tm	In Lap	Diff	Avg. Speed
1	64	Sam MUNRO	Kawasaki	ZX6R 600	S6	9	52.103	4		85.066
2	19	Kristopher DUNCAN	Kawasaki	ZX6R 600	S6	8	52.657	8	0.554	78.019
3	12	William MONIE	Suzuki	GSXR600	S6	9	52.989	5	0.886	83.240
4	91	Lewis SHAND	Yamaha	R6 600	S6	9	53.697	9	1.594	81.031
5	47	Steven HADDOW	Kawasaki	ZX6R 600	S6	9	53.792	3	1.689	81.356
6	1	Bruce BIRNIE	Kawasaki	ZX6	S6	2	53.859	2	1.756	77.974
7	8	Jon DICKIE	Yamaha	R6 600	S6	3	53.906	2	1.803	77.648
8	38	William BERGIN	Kawasaki	ZX6R 600	S6	8	53.958	3	1.855	72.597
9	85	Steve HORNE	Triumph	Daytona 675	S6	8	54.342	8	2.239	76.124
10	26	Alan McGREGOR	Kawasaki	ZX6	S6	7	54.528	6	2.425	79.506
11	87	Steven ALLISON	Kawasaki	ZX6R 600	S6	4	54.628	3	2.525	78.443
12	5	Simon SMAIL	Triumph	Daytona 675R	S6	7	55.103	3	3.000	79.575
13	55	James McLAREN	Suzuki	GSXR600	S6	4	55.477	4	3.374	36.173
14	11	Patrick FORMAN	Kawasaki	ZX6R 600	S6	3	56.484	3	4.381	62.741
15	58	Barry STEWART	Kawasaki	ZX6R 600	S6	8	56.522	6	4.419	74.302
16	28	Paul BOWERBANK	Yamaha	R6 600	S6	7	56.783	3	4.680	74.073
17	27	Andrew DONALD	Kawasaki	ZX6R 600	S6	5	57.081	3	4.978	69.560
18	48	Mark FARRELL	Yamaha	R6 600	S6	8	57.242	6	5.139	75.589
19	9	Rishon HICKEY	Kawasaki	WK650	S6	8	57.901	8	5.798	73.292
20	7	Paul MacKEY	Kawasaki	ZX6R 600	S6	6	58.026	5	5.923	73.728
21	76	Steven BEATTIE	Triumph	Daytona 675R	S6	8	58.919	7	6.816	72.482
22	103	Richard DUNCAN	BMW	S1000RR	S6	8	59.103	8	7.000	72.819
23	25	Jim PURVIS	Yamaha	R6 600	S6	8	59.480	7	7.377	72.264
24	50	Calum JACKSON	Triumph	Daytona 675	S6	8	1:00.621	8	8.518	71.466
25	92	Christopher SCOTT	Yamaha	R6 600	S6	8	1:01.326	6	9.223	70.290
26	71	Mike CRITCHELL	Yamaha	R6 600	S6	7	1:04.808	5	12.705	64.453

Clerk of the Course :

Sig : Time :

Chief Timekeeper : Ian Sharp (SMART Timing)

Results available at [www.speedhive.com](http://www.speedhive.com) and [www.smart-timing.co.uk](http://www.smart-timing.co.uk)

Printed: 27/05/2018 09:27:14

Orbits





## KMSC National Motorcycle Racing AC

Scottish Championship Formula 600's

Knockhill 1.267 miles

Warm Up

27/05/2018 09:30

Practice (10:00 Time) started at 9:16:47

Lap	Time of Day	Lap Tm	S1	S2	S3	SFSpd	S1Spd
<b>(64) Sam MUNRO</b>							
1	9:17:48.552	<b>57.329</b>	18.052	21.468	17.809	51.423	117.321
2	9:18:41.687	<b>53.135</b>	15.384	20.248	17.503	143.392	120.480
3	9:19:34.561	<b>52.874</b>	14.987	20.227	17.660	144.317	121.352
4	9:20:26.664	<b>52.103</b>	14.997	<b>19.715</b>	<b>17.391</b>	144.628	121.133
5	9:21:18.833	<b>52.169</b>	14.910	19.744	17.515	<b>146.523</b>	<b>124.044</b>
6	9:22:11.652	<b>52.819</b>	<b>14.737</b>	20.686	17.396	146.204	122.236
7	9:23:04.353	<b>52.701</b>	15.166	20.095	17.440	142.479	122.236
8	9:23:57.743	<b>53.390</b>	14.997	19.899	18.494	145.886	121.352
9	9:24:50.136	<b>52.393</b>	14.802	20.114	17.477	144.941	121.572

Lap	Time of Day	Lap Tm	S1	S2	S3	SFSpd	S1Spd
<b>(19) Kristopher DUNCAN</b>							
1	9:18:16.586	<b>58.620</b>	18.816	21.984	17.820	47.594	117.321
2	9:19:11.213	<b>54.627</b>	15.250	21.782	17.595	142.479	122.236
3	9:20:06.141	<b>54.928</b>	15.738	21.363	17.827	138.652	120.265
4	9:21:01.087	<b>54.946</b>	15.543	21.453	17.950	139.517	<b>122.908</b>
5	9:21:54.215	<b>53.128</b>	15.430			138.652	121.572
6	9:22:49.747	<b>55.532</b>	15.194	22.524	17.814	<b>145.570</b>	121.792
7	9:23:42.604	<b>52.857</b>	15.147	20.319	<b>17.391</b>	145.570	122.014
8	9:24:35.261	<b>52.657</b>	<b>14.922</b>	<b>20.226</b>	17.509	145.570	120.915

Lap	Time of Day	Lap Tm	S1	S2	S3	SFSpd	S1Spd
<b>(12) William MONIE</b>							
1	9:17:50.831	<b>57.273</b>	18.159	21.204	17.910	53.049	121.792
2	9:18:44.927	<b>54.096</b>	15.687	20.783	17.626	147.166	121.792
3	9:19:38.062	<b>53.135</b>	15.231	<b>20.293</b>	17.611	148.140	124.273
4	9:20:31.735	<b>53.673</b>	15.585	20.416	17.672	147.166	123.587
5	9:21:24.724	<b>52.989</b>	15.070	20.319	<b>17.600</b>	148.468	124.735
6	9:22:18.735	<b>54.011</b>	15.035	21.133	17.843	148.468	125.435
7	9:23:12.294	<b>53.559</b>	15.034			148.797	125.435
8	9:24:07.288	<b>54.994</b>	14.964	21.419	18.611	147.814	<b>125.905</b>
9	9:25:00.718	<b>53.430</b>	<b>14.929</b>	20.376	18.125	<b>149.128</b>	124.968

Lap	Time of Day	Lap Tm	S1	S2	S3	SFSpd	S1Spd
<b>(91) Lewis SHAND</b>							
1	9:17:57.395	<b>1:01.684</b>	20.368	22.268	19.048	48.279	116.709
2	9:18:53.807	<b>56.412</b>	16.267	21.356	18.789	133.947	119.196
3	9:19:48.459	<b>54.652</b>	15.880	20.769	18.003	138.081	120.480
4	9:20:43.114	<b>54.655</b>	15.582	20.898	18.175	140.982	<b>122.236</b>
5	9:21:38.013	<b>54.899</b>	16.003	<b>20.370</b>	18.526	136.954	120.049
6	9:22:32.148	<b>54.135</b>	15.747	20.440	17.948	138.652	119.621
7	9:23:26.108	<b>53.960</b>	15.695	20.529	<b>17.736</b>	136.121	120.697
8	9:24:20.468	<b>54.360</b>	15.340	20.992	18.028	144.008	121.352
9	9:25:14.165	<b>53.697</b>	<b>15.285</b>	20.594	17.818	<b>144.317</b>	121.352

Lap	Time of Day	Lap Tm	S1	S2	S3	SFSpd	S1Spd
<b>(47) Steven HADDOW</b>							
1	9:17:56.126	<b>1:00.765</b>	19.756	22.184	18.825	47.763	116.304
2	9:18:50.438	<b>54.312</b>	15.759	20.521	18.032	139.517	120.697
3	9:19:44.230	<b>53.792</b>	15.407	20.492	<b>17.893</b>	143.392	<b>120.915</b>
4	9:20:39.964	<b>55.734</b>	15.621	21.975	18.138	141.279	120.697
5	9:21:34.134	<b>54.170</b>	15.401	20.725	18.044	142.782	119.835
6	9:22:28.910	<b>54.776</b>	15.379	20.721	18.676	143.699	120.265
7	9:23:23.235	<b>54.325</b>	15.719	20.666	17.940	140.392	119.835
8	9:24:17.622	<b>54.387</b>	15.388	<b>20.413</b>	18.586	<b>144.317</b>	120.265
9	9:25:12.139	<b>54.517</b>	<b>15.295</b>	20.796	18.426	144.008	120.480

Lap	Time of Day	Lap Tm	S1	S2	S3	SFSpd	S1Spd
<b>(1) Bruce BIRNIE</b>							
1	9:17:50.700	<b>57.546</b>	18.217	21.276	18.053	49.673	117.321
2	9:18:44.559	<b>53.859</b>	<b>15.464</b>	<b>20.546</b>	<b>17.849</b>	<b>144.317</b>	<b>120.915</b>

Lap	Time of Day	Lap Tm	S1	S2	S3	SFSpd	S1Spd
<b>(8) Jon DICKIE</b>							
1	9:17:55.609	<b>1:00.293</b>	19.404	22.286	18.603	52.469	112.976
2	9:18:49.515	<b>53.906</b>	15.470	<b>20.482</b>	17.954	<b>142.177</b>	121.133
3	9:19:43.791	<b>54.276</b>	15.681	20.710	<b>17.885</b>	136.121	120.915

Lap	Time of Day	Lap Tm	S1	S2	S3	SFSpd	S1Spd
<b>(38) William BERGIN</b>							
1	9:17:50.680	<b>58.217</b>	18.161	21.507	18.549	56.346	116.709
2	9:18:46.781	<b>56.101</b>	15.818	21.929	18.354	138.081	<b>120.480</b>
3	9:19:40.739	<b>53.958</b>	15.367	20.564	<b>18.027</b>	139.227	120.049
4	9:20:35.315	<b>54.576</b>	<b>15.186</b>	21.080	18.310	<b>142.177</b>	120.480
5	9:21:29.297	<b>53.982</b>	15.517	<b>20.425</b>	18.040	137.234	119.621
6	9:23:15.235	<b>1:45.938</b>	15.365	23.046	1:07.527	139.808	118.985
7	9:24:15.295	<b>1:00.060</b>	18.853	22.381	18.826	52.346	112.976
8	9:25:10.186	<b>54.891</b>	15.293	21.277	18.321	141.877	119.621

Lap	Time of Day	Lap Tm	S1	S2	S3	SFSpd	S1Spd
<b>(85) Steve HORNE</b>							
1	9:18:17.949	<b>59.537</b>	18.667	22.506	18.364	53.472	116.709
2	9:19:13.604	<b>55.655</b>	15.568	21.204	18.883	138.081	119.835
3	9:20:10.228	<b>56.624</b>	15.285	22.738	18.601	<b>142.177</b>	121.572
4	9:21:05.337	<b>55.109</b>	15.549	21.703	<b>17.857</b>	141.877	121.572
5	9:22:00.936	<b>55.599</b>	<b>15.172</b>	21.955	18.472	140.687	121.572
6	9:22:56.798	<b>55.862</b>	15.739	21.780	18.343	140.392	120.265
7	9:23:52.563	<b>55.765</b>	15.480	22.235	18.050	141.877	<b>122.236</b>
8	9:24:46.905	<b>54.342</b>	15.587	<b>20.843</b>	17.912	141.279	120.915

Lap	Time of Day	Lap Tm	S1	S2	S3	SFSpd	S1Spd
<b>(26) Alan McGREGOR</b>							
1	9:17:57.694	<b>1:01.664</b>	20.423			48.175	119.196
2	9:18:54.066	<b>56.372</b>	16.317	<b>21.613</b>	<b>18.442</b>	134.215	<b>120.915</b>
3	9:19:49.747	<b>55.681</b>	16.200			131.070	119.621
4	9:20:44.478	<b>54.731</b>	15.838			135.025	120.697
5	9:21:39.773	<b>55.295</b>	16.123			137.798	120.049
6	9:22:34.301	<b>54.528</b>	<b>15.568</b>			<b>142.177</b>	120.049
7	9:23:29.144	<b>54.843</b>	16.034			134.484	120.049

Lap	Time of Day	Lap Tm	S1	S2	S3	SFSpd	S1Spd
<b>(87) Steven ALLISON</b>							
1	9:17:54.066	<b>59.133</b>	18.906	21.511	18.716	51.345	113.357
2	9:18:49.281	<b>55.215</b>	15.999	20.803	18.413	132.624	115.903
3	9:19:43.909	<b>54.628</b>	15.834	<b>20.481</b>	<b>18.313</b>	<b>135.845</b>	116.103
4	9:20:40.150	<b>56.241</b>	15.873	21.757	18.611	133.415	117.321

Lap	Time of Day	Lap Tm	S1	S2	S3	SFSpd	S1Spd
<b>(5) Simon SMAIL</b>							
1	9:17:55.369	<b>1:00.886</b>	19.304	22.795	18.787	55.051	112.597
2	9:18:51.951	<b>56.582</b>	16.449	21.769	18.364	133.680	116.912
3	9:19:47.054	<b>55.103</b>	15.889	20.963	18.251	134.754	117.733
4	9:20:42.539	<b>55.485</b>	16.022	<b>20.926</b>	18.537	135.298	118.985
5	9:21:37.753	<b>55.214</b>	<b>15.729</b>	21.057	18.428	<b>141.279</b>	<b>120.265</b>
6	9:22:33.413	<b>55.620</b>	15.963	21.556	<b>18.141</b>	135.298	118.356
7	9:23:28.794	<b>55.381</b>	16.068	21.050	18.263	132.362	117.733

Lap	Time of Day	Lap Tm	S1	S2	S3	SFSpd	S1Spd
<b>(55) James McLAREN</b>							
1	9:22:22.415	<b>1:02.232</b>	19.618	23.369	19.245	51.149	102.611
2	9:23:20.208	<b>57.793</b>	16.531	22.612	18.650	133.680	<b>120.480</b>
3	9:24:16.458	<b>56.250</b>	15.958	21.674	18.618	<b>142.479</b>	119.835
4	9:25:11.935	<b>55.477</b>	<b>15.917</b>	<b>21.153</b>	<b>18.407</b>	138.652	118.775

Lap	Time of Day	Lap Tm	S1	S2	S3	SFSpd	S1Spd
<b>(11) Patrick FORMAN</b>							
1	9:18:32.345	<b>1:00.520</b>	19.114	22.426	18.980	54.470	108.941
2	9:19:29.178	<b>56.833</b>	16.338	21.940	<b>18.555</b>		

## KMSC National Motorcycle Racing AC

Scottish Championship Formula 600's

Knockhill 1.267 miles

Warm Up

27/05/2018 09:30

Practice (10:00 Time) started at 9:16:47

Lap	Time of Day	Lap Tm	S1	S2	S3	SFSpd	S1Spd
3	9:20:02.724	<b>58.809</b>	16.830	22.454	19.525	137.234	112.976
4	9:21:00.031	<b>57.307</b>	<b>16.179</b>	22.330	18.798	<b>139.227</b>	118.356
5	9:21:57.919	<b>57.888</b>	16.624	22.180	19.084	138.939	117.321
6	9:22:55.161	<b>57.242</b>	16.463	22.022	<b>18.757</b>	136.954	<b>119.409</b>
7	9:23:52.638	<b>57.477</b>	16.391	22.314	18.772	138.366	117.733
8	9:24:50.296	<b>57.658</b>	16.861	<b>21.829</b>	18.968	125.435	119.196

(9) Rishon HICKEY

1	9:18:08.449	<b>1:06.851</b>	21.079	25.712	20.060	46.667	103.882
2	9:19:10.814	<b>1:02.365</b>	17.691	24.244	20.430	125.670	108.941
3	9:20:10.298	<b>59.484</b>	17.147	23.210	19.127	122.236	<b>116.103</b>
4	9:21:09.801	<b>59.503</b>	16.740	23.474	19.289	131.326	112.786
5	9:22:09.888	<b>1:00.087</b>	16.841	23.729	19.517	129.551	114.518
6	9:23:09.170	<b>59.282</b>	17.177	23.003	19.102	117.940	115.703
7	9:24:07.525	<b>58.355</b>	16.389	22.951	<b>19.015</b>	<b>135.845</b>	116.103
8	9:25:05.426	<b>57.901</b>	<b>16.227</b>	<b>22.647</b>	19.027	134.484	114.910

Lap	Time of Day	Lap Tm	S1	S2	S3	SFSpd	S1Spd
(71) Mike CRITCHELL							
1	9:18:27.623	<b>1:21.678</b>	26.841	31.598	23.239	33.304	80.755
2	9:19:36.488	<b>1:08.865</b>	19.227	27.640	21.998	128.805	92.947
3	9:20:43.093	<b>1:06.605</b>	18.540	26.732	21.333	129.302	97.257
4	9:21:48.244	<b>1:05.151</b>	18.221	<b>25.691</b>	21.239	131.842	99.714
5	9:22:53.052	<b>1:04.808</b>	<b>17.653</b>	26.156	20.999	135.571	101.066
6	9:23:57.929	<b>1:04.877</b>	17.970	25.848	<b>21.059</b>	<b>135.845</b>	101.678
7	9:25:02.934	<b>1:05.005</b>	17.966	26.114	<b>20.925</b>	134.215	<b>103.402</b>

(7) Paul MacKEY

1	9:18:03.313	<b>1:06.784</b>	21.396	24.315	21.073	45.839	110.193
2	9:19:03.832	<b>1:00.519</b>	17.448	23.041	20.030	130.560	112.786
3	9:20:02.719	<b>58.887</b>	16.746	<b>22.294</b>	19.847	132.886	115.305
4	9:21:02.247	<b>59.528</b>	16.744	23.435	19.349	<b>135.571</b>	113.742
5	9:22:00.273	<b>58.026</b>	<b>16.273</b>	22.297	19.456	135.298	<b>116.506</b>
6	9:22:58.753	<b>58.480</b>	16.548	22.714	<b>19.218</b>	135.298	109.653

(76) Steven BEATTIE

1	9:18:08.540	<b>1:08.394</b>	21.345	25.663	21.386	48.488	100.611
2	9:19:11.031	<b>1:02.491</b>	18.322	24.243	19.926	120.049	113.742
3	9:20:13.272	<b>1:02.241</b>	17.096	24.778	20.367	131.070	112.786
4	9:21:13.937	<b>1:00.665</b>	17.359	23.540	19.766	126.857	<b>116.304</b>
5	9:22:14.089	<b>1:00.152</b>	17.188	23.688	19.276	135.298	113.549
6	9:23:13.152	<b>59.063</b>	<b>16.437</b>	23.056	19.570	<b>137.234</b>	115.504
7	9:24:12.071	<b>58.919</b>	16.774	<b>23.043</b>	<b>19.102</b>	128.805	116.103
8	9:25:10.990	<b>58.919</b>	16.444	23.175	19.300	136.398	115.903

(103) Richard DUNCAN

1	9:18:07.863	<b>1:08.683</b>	21.359	25.795	21.529	49.235	99.714
2	9:19:09.238	<b>1:01.375</b>	17.799	23.488	20.088	125.670	107.372
3	9:20:09.745	<b>1:00.507</b>	<b>16.759</b>	23.727	20.021	<b>132.362</b>	109.474
4	9:21:09.166	<b>59.421</b>	17.156	22.731	19.534	124.735	<b>112.597</b>
5	9:22:09.812	<b>1:00.646</b>	17.200	23.708	19.738	121.352	108.941
6	9:23:10.287	<b>1:00.475</b>	17.485	23.383	19.607	124.735	106.520
7	9:24:09.554	<b>59.267</b>	16.771	23.152	<b>19.344</b>	130.814	110.193
8	9:25:08.657	<b>59.103</b>	16.885	<b>22.639</b>	19.579	126.857	110.193

(25) Jim PURVIS

1	9:18:06.556	<b>1:08.225</b>	21.474	25.483	21.268	45.069	103.561
2	9:19:07.182	<b>1:00.626</b>	16.905	23.760	19.961	124.504	111.660
3	9:20:08.328	<b>1:01.146</b>	16.942	24.081	20.123	<b>128.068</b>	112.033
4	9:21:08.665	<b>1:00.337</b>	16.959	23.538	19.840	119.621	113.357
5	9:22:09.412	<b>1:00.747</b>	17.115	23.727	19.905	123.587	<b>113.742</b>
6	9:23:12.404	<b>1:02.992</b>	19.082	24.128	19.782	123.587	98.688
7	9:24:11.884	<b>59.480</b>	<b>16.763</b>	<b>23.205</b>	<b>19.512</b>	123.133	111.660
8	9:25:12.504	<b>1:00.620</b>	17.008	23.826	19.786	120.480	109.832

(50) Calum JACKSON

1	9:18:07.544	<b>1:09.481</b>	21.120	25.428	22.933	45.933	102.768
2	9:19:10.672	<b>1:03.128</b>	18.310	24.297	20.521	118.985	106.689
3	9:20:12.636	<b>1:01.964</b>	17.739	23.856	20.369	125.201	108.588
4	9:21:13.693	<b>1:01.057</b>	17.497	<b>23.284</b>	20.276	119.621	112.033
5	9:22:15.460	<b>1:01.767</b>	17.721	24.242	<b>19.804</b>	130.560	100.011
6	9:23:16.493	<b>1:01.033</b>	17.438	23.431	20.164	120.265	109.118
7	9:24:17.526	<b>1:01.033</b>	17.180	24.005	19.848	121.133	<b>112.786</b>
8	9:25:18.147	<b>1:00.621</b>	<b>16.990</b>	23.651	19.980	<b>132.886</b>	111.660

(92) Christopher SCOTT

1	9:18:11.066	<b>1:09.871</b>	21.282	26.942	21.647	50.155	105.184
2	9:19:14.200	<b>1:03.134</b>	17.822	24.749	20.563	<b>128.559</b>	113.742
3	9:20:16.625	<b>1:02.425</b>	17.582	24.347	20.496	123.133	<b>114.323</b>
4	9:21:19.117	<b>1:02.492</b>	17.556	24.890	20.046	124.273	106.351
5	9:22:20.920	<b>1:01.803</b>	17.480	24.223	20.100	127.339	111.290
6	9:23:22.246	<b>1:01.326</b>	17.497	24.063	<b>19.766</b>	127.581	112.976
7	9:24:24.007	<b>1:01.761</b>	17.860	<b>24.005</b>	19.896	128.068	109.474
8	9:25:26.684	<b>1:02.677</b>	<b>17.350</b>	24.794	20.533	128.313	113.357

Clerk of the Course :

Sig : Time :

Chief Timekeeper : Ian Sharp (SMART Timing)

Results available at [www.speedhive.com](http://www.speedhive.com) and [www.smart-timing.co.uk](http://www.smart-timing.co.uk)

Orbits





# Qualifying Results

## KMSC National Motorcycle Racing AC

Sorted on best lap time

KMSC Championship 125's &amp; KMSC F400's

Knockhill 1.267 miles

Warm Up

27/05/2018 09:45

Practice (10:00 Time) started at 9:27:14

Pos	No.	Name	Make/Model	CC	Class	Laps	Best Tm	In Lap	Diff	Avg. Speed
1	58	James McLAREN	Suzuki	GSXR600	F400	8	58.955	6		66.591
2	22	Ross MAGUIRE	Aprilia	RS125	F125	8	1:02.144	8	3.189	69.783
3	117	Lianne MAYHEW	Kawasaki	ER6	F400	8	1:05.207	4	6.252	66.390
4	122	Logan TURNER	Aprilia	RS125	F125	8	1:05.407	8	6.452	67.356
5	33	Declan CONNELL	Aprilia	RS125	F125	8	1:05.888	7	6.933	65.160
6	118	Rod WALKER	Kawasaki	ZXR400	F400	8	1:06.079	8	7.124	65.281
7	12	Jimmy MUIR	Aprilia	RS125	F125	8	1:06.368	7	7.413	65.811
8	55	Owen PATERSON	Aprilia	RS125	F125	7	1:08.315	3	9.360	57.641
9	99	Marc GIBSON	Kawasaki	ZXR400	F400	4	1:08.780	3	9.825	64.178
10	27	Jordan HAY	Aprilia	RS125	F125	6	1:08.786	6	9.831	50.622
11	16	Mia KELLAS	Aprilia	RS125	F125	5	1:11.100	5	12.145	60.043

Clerk of the Course :

Orbits

Sig : Time :

Chief Timekeeper : Ian Sharp (SMART Timing)

Results available at [www.speedhive.com](http://www.speedhive.com) and [www.smart-timing.co.uk](http://www.smart-timing.co.uk)

Printed: 27/05/2018 09:38:10



## KMSC National Motorcycle Racing AC

### KMSC Championship 125's & KMSC F400's

### Knockhill 1.267 miles

### Warm Up

### 27/05/2018 09:45

### Practice (10:00 Time) started at 9:27:14

Lap	Time of Day	Lap Tm	S1	S2	S3	SFSpd	S1Spd
<b>(58) James McLAREN</b>							
1	9:29:24.052	<b>1:02.814</b>	19.555	22.954	20.305	48.106	96.836
2	9:30:24.797	<b>1:00.745</b>	17.497	22.900	20.348	118.565	98.543
3	9:31:24.934	<b>1:00.137</b>	17.385	22.684	20.068	117.321	<b>98.979</b>
4	9:32:24.457	<b>59.523</b>	17.206	22.599	19.718	118.147	96.419
5	9:33:23.867	<b>59.410</b>	17.240	22.466	19.704	<b>119.835</b>	96.005
6	9:34:22.822	<b>58.955</b>	17.008	<b>22.404</b>	<b>19.543</b>	117.940	97.682
7	9:35:22.109	<b>59.287</b>	17.050	22.465	19.772	117.733	<b>96.697</b>
8	9:36:22.607	<b>1:00.498</b>	<b>16.928</b>	23.186	20.384	119.409	98.979

Lap	Time of Day	Lap Tm	S1	S2	S3	SFSpd	S1Spd
<b>(22) Ross MAGUIRE</b>							
1	9:28:30.255	<b>1:10.410</b>	23.644	25.088	21.678	45.039	82.645
2	9:29:36.092	<b>1:05.837</b>	20.325	24.088	21.424	102.142	82.341
3	9:30:39.569	<b>1:03.477</b>	18.771	23.872	20.834	101.832	84.946
4	9:31:42.320	<b>1:02.751</b>	18.469	23.490	20.792	102.454	84.946
5	9:32:47.885	<b>1:05.565</b>	18.563	24.633	22.369	<b>103.721</b>	84.839
6	9:33:50.219	<b>1:02.334</b>	18.338	23.236	20.760	100.762	84.839
7	9:34:55.395	<b>1:05.176</b>	<b>18.229</b>			102.768	85.054
8	9:35:57.539	<b>1:02.144</b>	18.246	<b>23.197</b>	<b>20.701</b>	101.987	<b>85.270</b>

Lap	Time of Day	Lap Tm	S1	S2	S3	SFSpd	S1Spd
<b>(117) Lianne MAYHEW</b>							
1	9:28:41.150	<b>1:19.252</b>	23.900	30.005	25.347	41.272	79.700
2	9:29:48.672	<b>1:07.522</b>	20.183	25.239	22.100	106.689	92.562
3	9:30:54.585	<b>1:05.913</b>	19.071	25.269	21.573	107.544	92.947
4	9:31:59.792	<b>1:05.207</b>	18.934	<b>24.702</b>	<b>21.571</b>	111.290	94.385
5	9:33:05.810	<b>1:06.018</b>	19.205	24.780	22.033	<b>112.786</b>	93.465
6	9:34:11.368	<b>1:05.558</b>	18.541	24.903	22.114	111.474	94.651
7	9:35:18.796	<b>1:07.428</b>	18.889	26.547	21.992	111.105	90.198
8	9:36:24.266	<b>1:05.470</b>	<b>18.341</b>	24.810	22.319	112.033	<b>96.281</b>

Lap	Time of Day	Lap Tm	S1	S2	S3	SFSpd	S1Spd
<b>(122) Logan TURNER</b>							
1	9:28:32.138	<b>1:11.317</b>	22.887			45.839	<b>82.849</b>
2	9:29:40.149	<b>1:08.011</b>	20.136			<b>99.272</b>	81.639
3	9:30:46.425	<b>1:06.276</b>	19.787			98.688	81.048
4	9:31:52.756	<b>1:06.331</b>	20.169			97.682	80.272
5	9:32:58.974	<b>1:06.218</b>	19.927			98.833	79.795
6	9:34:04.850	<b>1:05.876</b>	<b>19.584</b>			98.254	80.368
7	9:35:10.976	<b>1:06.126</b>	19.861			98.543	80.658
8	9:36:16.383	<b>1:05.407</b>	19.644			98.254	80.950

Lap	Time of Day	Lap Tm	S1	S2	S3	SFSpd	S1Spd
<b>(33) Declan CONNELL</b>							
1	9:28:35.022	<b>1:15.519</b>	24.318			42.935	77.313
2	9:29:46.771	<b>1:11.749</b>	21.030			96.419	78.032
3	9:30:56.885	<b>1:10.114</b>	21.120			94.252	78.214
4	9:32:08.330	<b>1:11.445</b>	21.415			96.558	73.664
5	9:33:15.406	<b>1:07.076</b>	19.642			96.558	80.853
6	9:34:21.761	<b>1:06.355</b>	20.141			98.543	80.853
7	9:35:27.649	<b>1:05.888</b>	<b>19.601</b>			<b>99.863</b>	<b>81.441</b>
8	9:36:34.643	<b>1:06.994</b>	19.627			98.543	81.048

Lap	Time of Day	Lap Tm	S1	S2	S3	SFSpd	S1Spd
<b>(118) Rod WALKER</b>							
1	9:28:40.652	<b>1:21.860</b>	26.052	30.647	25.161	42.312	89.002
2	9:29:50.445	<b>1:09.793</b>	21.100	26.380	22.313	112.033	93.335
3	9:30:58.483	<b>1:08.038</b>	19.319	26.343	22.376	116.912	94.518
4	9:32:05.348	<b>1:06.865</b>	19.689	25.381	<b>21.795</b>	116.709	94.651
5	9:33:14.177	<b>1:08.829</b>	<b>18.780</b>	26.183	23.866	<b>118.565</b>	95.053
6	9:34:20.739	<b>1:06.562</b>	19.409	24.935	22.218	115.703	<b>96.005</b>
7	9:35:27.518	<b>1:06.779</b>	19.446	25.330	22.003	117.526	95.188
8	9:36:33.597	<b>1:06.079</b>	19.177	<b>24.855</b>	22.047	118.147	95.868

Lap	Time of Day	Lap Tm	S1	S2	S3	SFSpd	S1Spd
<b>(12) Jimmy MUIR</b>							
1	9:28:35.904	<b>1:14.589</b>	24.261			44.978	81.244
2	9:29:46.680	<b>1:10.776</b>	21.330			97.682	81.639
3	9:30:54.170	<b>1:07.490</b>	20.239			<b>98.543</b>	81.146
4	9:32:01.021	<b>1:06.851</b>	19.591			98.398	81.343
5	9:33:08.851	<b>1:07.830</b>	20.013			98.254	79.890
6	9:34:15.448	<b>1:06.597</b>	<b>19.484</b>			97.824	81.938
7	9:35:21.816	<b>1:06.368</b>	19.637			97.682	82.039
8	9:36:29.101	<b>1:07.285</b>	19.641			97.824	<b>82.341</b>

Lap	Time of Day	Lap Tm	S1	S2	S3	SFSpd	S1Spd
<b>(55) Owen PATERSON</b>							
1	9:28:45.755	<b>1:17.208</b>	24.164	28.515	24.529	46.217	80.368
2	9:29:58.165	<b>1:12.410</b>	20.194	28.074	24.142	99.714	77.581

Lap	Time of Day	Lap Tm	S1	S2	S3	SFSpd	S1Spd
3	9:31:06.480	<b>1:08.315</b>	19.411	<b>26.075</b>	22.829	99.272	83.467
4	9:32:58.855	<b>1:52.375</b>	<b>19.106</b>	26.107	1:07.162	<b>100.161</b>	83.054
5	9:34:10.184	<b>1:11.329</b>	22.199	26.283	22.847	46.830	82.747
6	9:35:19.040	<b>1:08.856</b>	19.717	26.390	<b>22.749</b>	99.419	82.442
7	9:36:28.560	<b>1:09.520</b>	19.503	27.014	23.003	99.566	<b>84.306</b>
<b>(99) Marc GIBSON</b>							
1	9:28:29.933	<b>1:15.280</b>	23.939	27.847	23.494	39.475	<b>89.002</b>
2	9:29:41.206	<b>1:11.273</b>	20.806	27.082	23.385	105.020	85.596
3	9:30:49.986	<b>1:08.780</b>	19.735	<b>26.453</b>	<b>22.592</b>	103.561	87.608
4	9:31:58.930	<b>1:08.944</b>	<b>19.043</b>	26.989	22.912	<b>107.717</b>	86.927

Lap	Time of Day	Lap Tm	S1	S2	S3	SFSpd	S1Spd
<b>(27) Jordan HAY</b>							
1	9:30:25.992	<b>1:18.441</b>	25.798	28.948	23.695	39.921	72.392
2	9:31:36.832	<b>1:10.840</b>	21.456	26.667	22.717	96.697	<b>80.561</b>
3	9:32:48.201	<b>1:11.369</b>	21.921	26.506	22.942	96.836	78.305
4	9:33:57.209	<b>1:09.008</b>	<b>20.427</b>	25.998	22.583	98.111	80.465
5	9:35:06.473	<b>1:09.264</b>	20.868	25.798	22.598	97.967	80.272
6	9:36:15.259	<b>1:08.786</b>	20.663	<b>25.775</b>	<b>22.348</b>	<b>98.254</b>	80.561

Lap	Time of Day	Lap Tm	S1	S2	S3	SFSpd	S1Spd
<b>(16) Mia KELLAS</b>							
1	9:28:43.652	<b>1:20.653</b>	25.077	29.069	26.507	44.063	74.070
2	9:29:58.465	<b>1:14.813</b>	21.961	27.663	25.189	90.320	75.317
3	9:31:10.923	<b>1:12.458</b>	21.094	27.222	24.142	90.686	75.064
4	9:32:23.373	<b>1:12.450</b>	21.239	27.130	24.081	90.932	74.564
5	9:33:34.473	<b>1:11.100</b>	<b>20.622</b>	<b>26.530</b>	<b>23.948</b>	<b>91.303</b>	<b>75.572</b>

Clerk of the Course :

Sig : Time :

Chief Timekeeper : Ian Sharp (SMART Timing)

 Results available at [www.speedhive.com](http://www.speedhive.com) and [www.smart-timing.co.uk](http://www.smart-timing.co.uk)

Printed: 27/05/2018 09:38:34

Orbits



# Race Results

## KMSC National Motorcycle Racing AC

Sorted on Laps

KMSC Pre-Injection 600's

Knockhill 1.267 miles

Race 131- 2nd Race

27/05/2018 10:00

Race (10 Laps) started at 9:48:13

Pos	No.	Name	Make/Model	CC	Class	Laps	Total Tm	Diff	Best Tm	In Lap	Avg. Speed
1	168	Paul WISHART	Yamaha	R6 600	PI6	10	9:06.454		53.413	6	83.467
2	41	Kieran MURRAY	Yamaha	R6 600	PI6	10	9:07.624	1.170	53.363	6	83.289
3	22	William MASON	Yamaha	R6 600	PI6	10	9:08.193	1.739	53.393	2	83.202
4	8	Patryk MOTYKA	Yamaha	R6 600	PI6	10	9:24.005	17.551	55.024	10	80.870
5	75	Harry PULLAR	Yamaha	R6 600	PI6	10	9:24.222	17.768	54.939	7	80.839
6	54	Cameron ROBB	Yamaha	R6 600	PI6	10	9:28.702	22.248	54.893	7	80.202
7	60	Dougie BROWN	Yamaha	R6 600	PI6	10	9:33.048	26.594	56.007	8	79.594
8	92	Andrew CRAIGMILE	Yamaha	R6 600	PI6	10	9:35.980	29.526	55.626	6	79.188
9	95	Michael MacKINNON	Yamaha	R6 600	PI6	10	9:50.174	43.720	57.029	6	77.284
10	34	Darren GREENE	Yamaha	R6 600	PI6	10	9:51.053	44.599	57.805	3	77.169
11	17	Gary WHITEFORD	Kawasaki	ZX6R	PI6	10	9:51.421	44.967	57.687	10	77.121
12	93	Lee SEAGER	Yamaha	ZX6R Ninja	PI6	10	9:53.244	46.790	57.155	6	76.884
13	21	Andy LOCK	Yamaha	R6 600	PI6	10	9:53.362	46.908	57.679	5	76.869
14	66	Derek McGREGOR	Yamaha	R6 5EB	PI6	9	9:15.213	1 Lap	59.663	5	73.935
15	126	Martin BULMAN	Honda	CBR600FX	PI6	9	9:15.794	1 Lap	59.960	6	73.858
16	31	Darren ANDERSON	Kawasaki	ZXR 600	PI6	9	9:36.089	1 Lap	1:02.085	9	71.256
17	45	Gerry SULLIVAN	Kawasaki	ZX6R 600	PI6	9	9:36.302	1 Lap	1:02.293	7	71.230
18	23	Paul REID	Honda	CBR600	PI6	9	9:37.760	1 Lap	1:02.102	4	71.050

## Not classified

DNS	70	Simon HARDY	Yamaha	R6 600	PI6			DNS		0	-
DNS	15	Jon DICKIE	Yamaha	R6 600	PI6			DNS		0	-

Margin of Victory	Avg. Speed	Best Lap Tm	Best Speed	Best Lap by
1.170	83.467	53.363	85.473	41 - Kieran MURRAY

Clerk of the Course :

Orbits

Sig : Time :

Chief Timekeeper : Ian Sharp (SMART Timing)

 Results available at [www.speedhive.com](http://www.speedhive.com) and [www.smart-timing.co.uk](http://www.smart-timing.co.uk)

Printed: 27/05/2018 10:00:16



## KMSC National Motorcycle Racing AC

KMSC Pre-Injection 600's

Knockhill 1.267 miles

Race 131- 2nd Race

27/05/2018 10:00

Race (10 Laps) started at 9:48:13

Lap	Time of Day	Lap Tm	S1	S2	S3	SFSpd	S1Spd	Lap	Time of Day	Lap Tm	S1	S2	S3	SFSpd	S1Spd	
<b>(168) Paul WISHART</b>																
1	9:49:13.859	<b>55.958</b>	16.624	20.875	18.459	92.947	117.321	1	9:49:17.296	<b>58.490</b>	17.526			94.252	113.742	
2	9:50:07.940	<b>54.081</b>	15.378	20.431	18.272	141.279	118.147	2	9:50:14.169	<b>56.873</b>	16.228			136.121	112.220	
3	9:51:01.512	<b>53.572</b>	15.219	20.348	18.005	140.982	117.526	3	9:51:10.627	<b>56.458</b>	15.925			137.798	<b>114.518</b>	
4	9:51:55.323	<b>53.811</b>	15.333	20.391	18.087	141.577	116.912	4	9:52:06.711	<b>56.084</b>	15.956	<b>21.256</b>	<b>18.872</b>	<b>138.366</b>	114.323	
5	9:52:48.999	<b>53.676</b>	15.340	20.270	18.066	141.877	117.940	5	9:53:02.755	<b>56.044</b>	<b>15.908</b>			136.954	112.786	
6	9:53:42.412	<b>53.413</b>	15.211	<b>20.248</b>	<b>17.954</b>	141.877	117.116	6	9:53:58.955	<b>56.200</b>	16.062			137.798	114.129	
7	9:54:37.243	<b>54.831</b>	15.243	21.545	18.043	141.877	118.565	7	9:54:55.540	<b>56.495</b>	16.271			135.571	113.742	
8	9:55:31.425	<b>54.182</b>	15.500	20.535	18.147	<b>142.479</b>	117.733	8	9:55:51.457	<b>56.007</b>	15.952			137.798	113.935	
9	9:56:25.960	<b>54.535</b>	15.582	20.792	18.161	141.877	<b>118.985</b>	9	9:56:48.494	<b>57.037</b>	16.385			136.398	112.408	
10	9:57:19.538	<b>53.578</b>	<b>15.192</b>	20.343	18.043	141.877	116.912	10	9:57:46.132	<b>57.638</b>	16.446			135.025	112.976	
<b>(92) Andrew CRAIGMILE</b>																
1	9:49:17.625	<b>58.475</b>	17.308					1	9:49:17.625	<b>58.475</b>	17.308	22.281	18.886	96.281	110.193	
2	9:50:14.854	<b>57.229</b>	16.352	21.767	19.110	135.298	110.739	2	9:50:14.854	<b>57.229</b>	16.352	21.767	19.110	135.298	110.739	
3	9:51:11.274	<b>56.420</b>	16.120	21.415	18.885	134.484	113.357	3	9:51:11.274	<b>56.420</b>	16.120	21.415	18.885	134.484	113.357	
4	9:52:07.223	<b>55.949</b>	<b>15.822</b>	21.497	<b>18.630</b>	137.798	<b>115.504</b>	4	9:52:07.223	<b>55.949</b>	<b>15.822</b>	21.497	<b>18.630</b>	137.798	<b>115.504</b>	
5	9:53:03.820	<b>56.597</b>	15.856	21.605	19.136	138.366	114.714	5	9:53:03.820	<b>56.597</b>	15.856	21.605	19.136	138.366	114.714	
6	9:53:59.446	<b>55.626</b>	15.920	<b>20.908</b>	18.798	133.680	112.976	6	9:53:59.446	<b>55.626</b>	15.920	<b>20.908</b>	18.798	133.680	112.976	
7	9:54:55.754	<b>56.308</b>	15.999	21.477	18.832	137.516	114.714	7	9:54:55.754	<b>56.308</b>	15.999	21.477	18.832	137.516	114.714	
8	9:55:51.875	<b>56.121</b>	16.212			138.652	114.323	8	9:55:51.875	<b>56.121</b>	16.212			138.652	114.323	
9	9:56:48.570	<b>56.695</b>	16.130	21.801	18.764	137.798	112.597	9	9:56:48.570	<b>56.695</b>	16.130	21.801	18.764	137.798	112.597	
10	9:57:49.064	<b>1:00.494</b>	18.137	22.323	20.034	<b>138.939</b>	112.220	10	9:57:49.064	<b>1:00.494</b>	18.137	22.323	20.034	<b>138.939</b>	112.220	
<b>(95) Michael MacKINNON</b>																
1	9:49:21.954	<b>1:02.455</b>	19.872	22.990	19.593	88.183	100.161	1	9:49:21.954	<b>1:02.455</b>	19.872	22.990	19.593	88.183	100.161	
2	9:50:21.366	<b>59.412</b>	16.795	22.351	20.266	127.339	105.848	2	9:50:21.366	<b>59.412</b>	16.795	22.351	20.266	127.339	105.848	
3	9:51:19.969	<b>58.603</b>	16.841			125.201	103.721	3	9:51:19.969	<b>58.603</b>	16.841			125.201	103.721	
4	9:52:17.844	<b>57.875</b>	16.695		19.414	125.435	106.351	4	9:52:17.844	<b>57.875</b>	16.695		19.414	125.435	106.351	
5	9:53:15.450	<b>57.606</b>	16.496			124.044	105.848	5	9:53:15.450	<b>57.606</b>	16.496			124.044	105.848	
6	9:54:12.479	<b>57.029</b>	16.270			125.905	<b>108.064</b>	6	9:54:12.479	<b>57.029</b>	16.270			125.905	<b>108.064</b>	
7	9:55:09.879	<b>57.400</b>	<b>16.209</b>	21.900	19.291	126.857	107.372	7	9:55:09.879	<b>57.400</b>	<b>16.209</b>	21.900	19.291	126.857	107.372	
8	9:56:07.828	<b>57.949</b>	16.511	22.405	<b>19.033</b>	127.339	107.372	8	9:56:07.828	<b>57.949</b>	16.511	22.405	<b>19.033</b>	127.339	107.372	
9	9:57:05.623	<b>57.795</b>	16.216	22.188	19.391	<b>130.053</b>	106.689	9	9:57:05.623	<b>57.795</b>	16.216	22.188	19.391	<b>130.053</b>	106.689	
10	9:58:03.258	<b>57.635</b>	16.432			128.805	105.515	10	9:58:03.258	<b>57.635</b>	16.432			128.805	105.515	
<b>(34) Darren GREENE</b>																
1	9:49:20.362	<b>1:00.375</b>	17.925	22.929	19.521	97.824	101.524	1	9:49:20.362	<b>1:00.375</b>	17.925	22.929	19.521	97.824	101.524	
2	9:50:18.196	<b>57.834</b>	16.910	22.041	18.883	133.415	110.556	2	9:50:18.196	<b>57.834</b>	16.910	22.041	18.883	133.415	110.556	
3	9:51:16.001	<b>57.805</b>	17.012	21.936	<b>18.857</b>	<b>133.947</b>	110.922	3	9:51:16.001	<b>57.805</b>	17.012	21.936	<b>18.857</b>	<b>133.947</b>	110.922	
4	9:52:14.156	<b>58.155</b>	<b>16.623</b>	22.342	19.190	133.680	<b>111.290</b>	4	9:52:14.156	<b>58.155</b>	<b>16.623</b>	22.342	19.190	133.680	<b>111.290</b>	
5	9:53:11.977	<b>57.821</b>	16.784	22.086	19.951	131.070	110.739	5	9:53:11.977	<b>57.821</b>	16.784	22.086	19.951	131.070	110.739	
6	9:54:10.514	<b>58.537</b>	16.960	22.184	19.393	130.814	108.941	6	9:54:10.514	<b>58.537</b>	16.960	22.184	19.393	130.814	108.941	
7	9:55:09.086	<b>58.572</b>	17.070	22.379	19.123	126.380	109.474	7	9:55:09.086	<b>58.572</b>	17.070	22.379	19.123	126.380	109.474	
8	9:56:08.008	<b>58.922</b>	17.635	22.385	18.920	128.068	102.142	8	9:56:08.008	<b>58.922</b>	17.635	22.385	18.920	128.068	102.142	
9	9:57:06.089	<b>58.081</b>	17.032			125.435	110.193	9	9:57:06.089	<b>58.081</b>	17.032			125.435	110.193	
10	9:58:04.137	<b>58.048</b>	17.307	<b>21.879</b>	18.862	124.968	108.064	10	9:58:04.137	<b>58.048</b>	17.307	<b>21.879</b>	18.862	124.968	108.064	
<b>(17) Gary WHITEFORD</b>																
1	9:49:20.075	<b>1:00.945</b>	18.430	22.783	19.732	93.595	108.941	1	9:49:20.075	<b>1:00.945</b>	18.430	22.783	19.732	93.595	108.941	
2	9:50:17.948	<b>57.873</b>	16.557	22.131	19.185	<b>137.798</b>	<b>113.357</b>	2	9:50:17.948	<b>57.873</b>	16.557	22.131	19.185	<b>137.798</b>	<b>113.357</b>	
3	9:51:15.798	<b>57.850</b>	16.600			136.121	112.408	3	9:51:15.798	<b>57.850</b>	16.600			136.121	112.408	
4	9:52:13.676	<b>57.878</b>	16.532	22.283	19.063	135.845	112.976	4	9:52:13.676	<b>57.878</b>	16.532	22.283	19.063	135.845	112.976	
5	9:53:11.370	<b>57.694</b>	16.558	22.147	18.989	136.121	111.846	5	9:53:11.370	<b>57.694</b>	16.558	22.147	18.989	136.121	111.846	
6	9:54:09.512	<b>58.142</b>	16.797	22.284	19.061	133.415	112.408	6	9:54:09.512	<b>58.142</b>	16.797	22.284	19.061	133.415	112.408	
7	9:55:08.687	<b>59.175</b>	17.271	22.794	19.110	132.624	109.118	7	9:55:08.687	<b>59.175</b>	17.271	22.794	19.110	132.624	109.118	
8	9:56:07.329	<b>58.642</b>	16.821			132.362	112.786	8	9:56:07.329	<b>58.642</b>	16.821			132.362	112.786	
9	9:57:06.818	<b>59.489</b>	<b>16.249</b>	<b>21.839</b>	21.401	135.025	110.739	9	9:57:06.818	<b>59.489</b>	<b>16.249</b>	<b>21.839</b>	21.401	135.025	110.739	
10	9:58:04.505	<b>57.687</b>	16.698	22.273	<b>18.716</b>	135.025	105.515	10	9:58:04.505	<b>57.687</b>	16.698	22.273	<b>18.716</b>	135.025	105.515	
<b>(93) Lee SEAGER</b>																
1	9:49:21.023	<b>1:01.568</b>	19.185	22.601	19.782	90.198	106.351	1	9:49:21.023	<b>1:01.568</b>	19.185	22.601	19.782	90.198	106.351	
2	9:50:21.239	<b>1:00.216</b>	17.519	22.211	20.486	130.306	106.351	2	9:50:21.239	<b>1:00.216</b>	17.519	22.211	20.486	130.306	106.351	
3	9:51:19.444	<b>58.205</b>	16.548	21.988	19.689	131.584	108.941	3	9:51:19.444	<b>58.205</b>	16.548	21.988	19.689	131.584	108.941	
4	9:52:17.452	<b>58.008</b>	16.751	21.702	19.555	128.068	108.588	4	9:52:17.452	<b>58.008</b>	16.751	21.702	19.555	128.068	108.588	
5	9:53:14.859	<b>57.407</b>	16.667	21.393	19.347	129.551	108.588	5	9:53:14.859	<b>57.407</b>	16.667	21.393	19.347	129.551	108.588	
6	9:54:12.014	<b>57.155</b>	16.527	<b>21.138</b>	19.490	130.814	107.890	6	9:54:12.014	<b>57.155</b>	16.527	<b>21.138</b>	19.490	130.814	107.890	
7	9:55:09.370	<b>57.356</b>	16.451	21.721	<b>19.184</b>	130.306	109.118	7	9:55:09.370	<b>57.356</b>	16.451	21.721	<b>19.184</b>	130.306	109.118	
8	9:56:07.168	<b>57.798</b>	16.548	21.635	19.615	<b>131.842</b>	<b>109.832</b>	8	9:56:07.168	<b>57.798</b>	16.548	21.635	19.615	<b>131.842</b>	<b>109.832</b>	
9	9:57:07.241	<b>1:00.073</b>	17.034	21.434	21.605	129.053	99.566	9	9:57:07.241	<b>1:00.073</b>	17.034	21.434	21.605	129.053	99.566	
10	9:58:06.328	<b>59.087</b>	<b>16.298</b>	22.428	20.361	131.070	108.064	10	9:58:06.328	<b>59.087</b>	<b>16.298</b>	22.428	20.361	131.070	108.064	

## KMSC National Motorcycle Racing AC

KMSC Pre-Injection 600's

Knockhill 1.267 miles

Race 131- 2nd Race

27/05/2018 10:00

Race (10 Laps) started at 9:48:13

Lap	Time of Day	Lap Tm	S1	S2	S3	SFSpd	S1Spd	Lap	Time of Day	Lap Tm	S1	S2	S3	SFSpd	S1Spd
3	9:51:19.826	<b>58.963</b>	16.487	22.224	20.252	129.053	111.474								
4	9:52:18.776	<b>58.950</b>	17.052	22.597	19.301	125.201	108.588								
5	9:53:16.455	<b>57.679</b>	16.487	21.945	19.247	127.581	111.474								
6	9:54:14.243	<b>57.788</b>	16.629	<b>21.870</b>	19.289	129.053	111.660								
7	9:55:12.136	<b>57.893</b>	16.628	22.137	<b>19.128</b>	128.068	106.351								
8	9:56:10.018	<b>57.882</b>	16.665	21.956	19.261	128.559	111.846								
9	9:57:08.201	<b>58.183</b>	16.687	22.049	19.447	<b>129.551</b>	111.105								
10	9:58:06.446	<b>58.245</b>	<b>16.302</b>	22.329	19.614	129.551	<b>112.033</b>								

(66) Derek McGREGOR

1	9:49:23.009	<b>1:02.346</b>	18.595	23.883	19.868	91.802	99.566								
2	9:50:23.920	<b>1:00.911</b>	17.918	23.044	19.949	127.098	106.351								
3	9:51:25.475	<b>1:01.555</b>	18.072	23.397	20.086	128.068	101.066								
4	9:52:26.202	<b>1:00.727</b>	17.576	23.466	19.685	121.792	<b>107.890</b>								
5	9:53:25.865	<b>59.663</b>	<b>17.057</b>	23.138	<b>19.468</b>	128.559	104.043								
6	9:54:26.314	<b>1:00.449</b>	17.547	<b>22.902</b>	20.000	<b>130.053</b>	107.372								
7	9:55:26.528	<b>1:00.214</b>	17.321	23.105	19.788	127.581	104.529								
8	9:56:27.769	<b>1:01.241</b>	17.546	23.384	20.311	124.968	105.848								
9	9:57:28.297	<b>1:00.528</b>	17.534	23.058	19.936	116.103	103.242								

(126) Martin BULMAN

1	9:49:24.139	<b>1:03.896</b>	19.556	24.195	20.145	90.442	98.979								
2	9:50:24.887	<b>1:00.748</b>	17.364	23.279	20.105	127.581	108.764								
3	9:51:26.039	<b>1:01.152</b>	17.432	23.520	20.200	129.551	102.768								
4	9:52:26.881	<b>1:00.842</b>	17.345	23.552	19.945	128.313	104.043								
5	9:53:27.150	<b>1:00.269</b>	17.279	23.137	19.853	124.968	105.848								
6	9:54:27.110	<b>59.960</b>	17.219	<b>22.714</b>	20.027	<b>130.053</b>	<b>109.832</b>								
7	9:55:27.810	<b>1:00.700</b>	<b>17.193</b>	23.510	19.997	128.559	104.366								
8	9:56:28.502	<b>1:00.692</b>	17.352	23.434	19.906	129.302	109.653								
9	9:57:28.878	<b>1:00.376</b>	17.353	23.227	<b>19.796</b>	126.857	105.184								

(31) Darren ANDERSON

1	9:49:26.079	<b>1:05.387</b>	19.506	25.348	20.533	87.722	96.281								
2	9:50:28.699	<b>1:02.620</b>	<b>17.854</b>	24.156	20.610	<b>114.129</b>	105.184								
3	9:51:31.369	<b>1:02.670</b>	18.110	24.147	20.413	107.030	102.926								
4	9:52:34.424	<b>1:03.055</b>	18.112	24.465	20.478	110.739	104.043								
5	9:53:37.790	<b>1:03.366</b>	18.005	24.569	20.792	110.556	96.558								
6	9:54:41.705	<b>1:03.915</b>	18.427	25.215	<b>20.273</b>	103.242	101.678								
7	9:55:43.853	<b>1:02.148</b>	18.166	23.695	20.287	104.692	105.848								
8	9:56:47.088	<b>1:03.235</b>	17.888	24.606	20.741	112.597	98.543								
9	9:57:49.173	<b>1:02.085</b>	18.355	<b>23.248</b>	20.482	106.689	<b>106.859</b>								

(45) Gerry SULLIVAN

1	9:49:25.847	<b>1:05.045</b>	19.143	25.063	20.839	87.380	90.077								
2	9:50:28.602	<b>1:02.755</b>	17.591			115.703	<b>101.987</b>								
3	9:51:31.344	<b>1:02.742</b>	17.766	24.391	20.585	114.518	97.117								
4	9:52:34.260	<b>1:02.916</b>	17.595	24.779	<b>20.542</b>	120.915	97.399								
5	9:53:37.429	<b>1:03.169</b>	17.710	24.638	20.821	119.409	93.335								
6	9:54:40.854	<b>1:03.425</b>	17.727			117.940	96.558								
7	9:55:43.147	<b>1:02.293</b>	<b>17.377</b>	24.219	20.697	119.409	99.863								
8	9:56:46.630	<b>1:03.483</b>	17.748	24.891	20.844	<b>121.792</b>	92.054								
9	9:57:49.386	<b>1:02.756</b>	17.814	<b>24.003</b>	20.939	114.129	100.011								

(23) Paul REID

1	9:49:27.062	<b>1:06.212</b>	20.123			84.732	94.252								
2	9:50:30.332	<b>1:03.270</b>	18.448			110.556	100.161								
3	9:51:32.669	<b>1:02.337</b>	<b>17.796</b>	<b>24.192</b>	<b>20.349</b>	117.526	<b>103.242</b>								
4	9:52:34.771	<b>1:02.102</b>	17.997			118.775	101.678								
5	9:53:38.174	<b>1:03.403</b>	17.947			111.474	96.143								
6	9:54:41.419	<b>1:03.245</b>	17.966			<b>119.621</b>	98.398								
7	9:55:43.614	<b>1:02.195</b>	17.961			112.033	103.242								
8	9:56:46.932	<b>1:03.318</b>	17.864			118.356	96.558								
9	9:57:50.844	<b>1:03.912</b>	19.127			112.220	99.566								

Clerk of the Course :

Sig : Time :

Chief Timekeeper : Ian Sharp (SMART Timing)

 Results available at [www.speedhive.com](http://www.speedhive.com) and [www.smart-timing.co.uk](http://www.smart-timing.co.uk)

Printed: 27/05/2018 10:00:46

Orbits



## KMSC National Motorcycle Racing AC

Lapchart

KMSC Pre-Injection 600's

Knockhill 1.267 miles

Race 131- 2nd Race

27/05/2018 10:00

Race (10 Laps) started at 9:48:13

Competitors	Laps										
	0	1	2	3	4	5	6	7	8	9	10
Paul WISHART (168)	1	168	168	168	168	168	168	168	168	168	168
Patryk MOTYKA (8)	2	8	41	41	41	41	41	41	41	22	41
William MASON (22)	3	22	22	22	22	22	22	22	22	41	22
Kieran MURRAY (41)	4	41	8	8	8	8	8	8	8	8	8
Dougie BROWN (60)	5	60	60	60	75	75	75	75	75	75	75
Cameron ROBB (54)	6	54	92	75	60	60	60	54	54	54	54
Gary WHITEFORD (17)	7	17	75	92	54	54	54	60	60	60	60
Andrew CRAIGMILE (92)	8	92	54	54	92	92	92	92	92	92	92
Andy LOCK (21)	9	21	17	17	17	17	17	17	93	95	95
Lee SEAGER (93)	10	93	34	34	34	34	34	34	17	34	34
Michael MacKINNON (95)	11	95	93	21	93	93	93	93	95	17	17
Harry PULLAR (75)	12	75	21	93	21	95	95	95	95	34	93
Darren GREENE (34)	13	34	95	95	95	21	21	21	21	21	21
Martin BULMAN (126)	14	126	66	66	66	66	66	66	66	66	66
Derek McGREGOR (66)	15	66	126	126	126	126	126	126	126	126	126
Darren ANDERSON (31)	16	31	45	45	45	45	45	45	45	45	31
Gerry SULLIVAN (45)	17	45	31	31	31	31	31	23	23	23	45
Paul REID (23)	18	23	23	23	23	23	23	31	31	31	23
-	19										
-	20										

Clerk of the Course :

Sig : Time :

Chief Timekeeper : Ian Sharp (SMART Timing)

 Results available at [www.speedhive.com](http://www.speedhive.com) and [www.smart-timing.co.uk](http://www.smart-timing.co.uk)

Printed: 27/05/2018 10:01:15

Orbits





# Race Results

## KMSC National Motorcycle Racing AC

Sorted on Laps

KMSC Championship CB500's

Knockhill 1.267 miles

Race 14 - 2nd Race

27/05/2018 10:15

Race (10 Laps) started at 10:05:57

Pos	No.	Name	Make/Model	CC	Class	Laps	Total Tm	Diff	Best Tm	In Lap	Avg. Speed
1	87	Jodie CHALK	Honda	CB500	CB	10	10:12.197		59.968	3	74.504
2	47	Steve KAIN	Honda	CB500	CB	10	10:19.992	7.795	1:01.026	6	73.567
3	144	Keith SHEPHERD	Honda	CB500	CB	10	10:20.242	8.045	1:00.333	9	73.537
4	48	Allan BROOKBANKS	Honda	CB500	CB	10	10:20.420	8.223	1:00.266	7	73.516
5	13	Andrew BARTON	Honda	CB500	CB	10	10:25.024	12.827	1:01.039	8	72.975
6	23	Ross McCLEARY	Honda	CB500	CB	10	10:26.115	13.918	1:01.083	8	72.848
7	26	Raymond REID	Honda	CB500	CB	10	10:45.389	33.192	1:02.900	8	70.672
8	113	Calum PERT	Honda	CB500	CB	10	10:51.046	38.849	1:03.592	6	70.058
9	66	Phil ROBINSON	Honda	CB500	CB	10	10:53.320	41.123	1:03.483	10	69.814
10	55	Allan McCLEARY	Honda	CB500	CB	10	10:54.027	41.830	1:03.658	10	69.739
11	73	Fraser CAMERON	Honda	CB500	CB	10	11:07.698	55.501	1:04.641	8	68.311
12	126	Martin BULMAN	Honda	CB500	CB	10	11:07.846	55.649	1:05.454	8	68.296
13	117	Lianne MAYHEW	Honda	CB500	CB	10	11:15.842	1:03.645	1:05.987	4	67.488
14	666	David MAGRATH	Honda	CB500	CB	9	10:23.755	1 Lap	1:07.262	7	65.811

**Not classified**

DNS	7	Colvin DENHOLM	Honda	CB500	CB			DNS		0	-
DNS	96	Andrew KIRKWOOD	Honda	CB500	CB			DNS		0	-

Margin of Victory	Avg. Speed	Best Lap Tm	Best Speed	Best Lap by
7.795	74.504	59.968	76.059	87 - Jodie CHALK

Clerk of the Course :

Orbits

Sig : Time :

Chief Timekeeper : Ian Sharp (SMART Timing)

 Results available at [www.speedhive.com](http://www.speedhive.com) and [www.smart-timing.co.uk](http://www.smart-timing.co.uk)

Printed: 27/05/2018 10:19:31



## KMSC National Motorcycle Racing AC

KMSC Championship CB500's

Knockhill 1.267 miles

Race 14 - 2nd Race

27/05/2018 10:15

Race (10 Laps) started at 10:05:57

Lap	Time of Day	Lap Tm	S1	S2	S3	SFSpd	S1Spd
<b>(87) Jodie CHALK</b>							
1	10:07:04.578	<b>1:01.489</b>	18.416	22.795	20.278	77.491	92.435
2	10:08:04.586	<b>1:00.008</b>	17.441	<b>22.404</b>	20.163	110.739	<b>93.595</b>
3	10:09:04.554	<b>59.968</b>	<b>17.336</b>	22.489	<b>20.143</b>	110.556	92.947
4	10:10:04.707	<b>1:00.153</b>	17.393	22.517	20.243	110.556	<b>93.465</b>
5	10:11:04.847	<b>1:00.140</b>	17.386	22.456	20.298	110.012	93.595
6	10:12:05.368	<b>1:00.521</b>	17.523	22.739	20.259	110.012	92.947
7	10:13:06.069	<b>1:00.701</b>	17.574	22.841	20.286	110.556	92.690
8	10:14:07.081	<b>1:01.012</b>	17.603	22.910	20.499	<b>111.660</b>	91.677
9	10:15:08.721	<b>1:01.640</b>	17.707	23.370	20.563	110.739	92.054
10	10:16:10.076	<b>1:01.355</b>	18.048			110.012	90.077
<b>(47) Steve KAIN</b>							
1	10:07:06.243	<b>1:02.687</b>	18.768	23.495	<b>20.424</b>	77.761	92.562
2	10:08:07.350	<b>1:01.107</b>	17.675	<b>22.967</b>	20.465	<b>112.220</b>	92.947
3	10:09:08.855	<b>1:01.505</b>	17.727			112.033	92.562
4	10:10:10.446	<b>1:01.591</b>	18.110			111.660	92.308
5	10:11:11.738	<b>1:01.292</b>	17.649	23.076	20.567	111.290	92.818
6	10:12:12.764	<b>1:01.026</b>	17.768			110.012	<b>93.335</b>
7	10:13:13.904	<b>1:01.140</b>	17.660			111.846	93.205
8	10:14:15.118	<b>1:01.214</b>	17.865			111.660	92.818
9	10:15:16.368	<b>1:01.250</b>	17.619	23.157	20.474	112.220	92.690
10	10:16:17.871	<b>1:01.503</b>	<b>17.516</b>			111.660	93.205
<b>(144) Keith SHEPHERD</b>							
1	10:07:08.668	<b>1:03.848</b>	19.223	23.361	21.264	83.054	92.690
2	10:08:10.535	<b>1:01.867</b>	17.810			110.922	93.205
3	10:09:12.491	<b>1:01.956</b>	17.636	23.624	20.696	<b>112.597</b>	<b>93.465</b>
4	10:10:13.684	<b>1:01.193</b>	17.587	22.898	20.708	111.105	92.054
5	10:11:14.663	<b>1:00.979</b>	17.660	22.773	20.546	108.238	92.181
6	10:12:15.395	<b>1:00.732</b>	17.658			109.653	92.054
7	10:13:15.759	<b>1:00.364</b>	17.373	<b>22.518</b>	20.473	109.832	92.181
8	10:14:16.288	<b>1:00.529</b>	17.479	22.707	<b>20.343</b>	109.474	91.802
9	10:15:16.621	<b>1:00.333</b>	<b>17.303</b>	22.659	20.371	111.105	91.802
10	10:16:18.121	<b>1:01.500</b>	17.643	23.201	20.656	112.220	92.690
<b>(48) Allan BROOKBANKS</b>							
1	10:07:08.221	<b>1:04.593</b>	19.206	24.107	21.280	76.607	91.677
2	10:08:10.175	<b>1:01.954</b>	17.775	23.396	20.783	107.890	91.179
3	10:09:12.383	<b>1:02.208</b>	17.819	23.479	20.910	110.556	91.179
4	10:10:14.099	<b>1:01.716</b>	17.904	23.059	20.753	109.832	<b>93.595</b>
5	10:11:14.933	<b>1:00.834</b>	17.505	23.017	20.312	111.474	92.690
6	10:12:15.902	<b>1:00.969</b>	17.494	23.028	20.447	112.408	92.562
7	10:13:16.168	<b>1:00.266</b>	17.260	<b>22.713</b>	20.293	112.786	93.595
8	10:14:16.805	<b>1:00.637</b>	17.303	22.973	20.361	<b>113.357</b>	93.205
9	10:15:17.074	<b>1:00.269</b>	<b>17.227</b>	22.815	<b>20.227</b>	113.166	91.928
10	10:16:18.299	<b>1:01.225</b>	17.421	23.257	20.547	112.976	92.562
<b>(13) Andrew BARTON</b>							
1	10:07:08.238	<b>1:04.394</b>	19.220	24.096	21.078	77.581	91.552
2	10:08:10.339	<b>1:02.101</b>	17.715			109.832	91.055
3	10:09:12.625	<b>1:02.286</b>	18.221	23.459	20.606	<b>110.556</b>	<b>91.677</b>
4	10:10:14.723	<b>1:02.098</b>	18.063			110.012	91.677
5	10:11:16.287	<b>1:01.564</b>	17.947			108.764	91.055
6	10:12:17.374	<b>1:01.087</b>	<b>17.592</b>	23.139	20.356	108.588	90.564
7	10:13:18.557	<b>1:01.183</b>	17.736	<b>23.006</b>	20.441	109.832	89.957
8	10:14:19.596	<b>1:01.039</b>	17.724	23.066	<b>20.249</b>	108.238	89.836
9	10:15:20.880	<b>1:01.284</b>	17.732	23.145	20.407	108.941	89.477
10	10:16:22.903	<b>1:02.023</b>	18.245	23.211	20.567	107.030	89.002
<b>(23) Ross McCLEARY</b>							
1	10:07:09.442	<b>1:05.140</b>	19.669	24.103	21.368	76.782	90.564
2	10:08:11.629	<b>1:02.187</b>	17.854	23.583	20.750	<b>109.832</b>	<b>92.054</b>
3	10:09:13.462	<b>1:01.833</b>	17.897	23.190	20.746	108.941	90.809
4	10:10:15.419	<b>1:01.957</b>	17.925	23.350	20.682	108.588	91.677
5	10:11:17.069	<b>1:01.650</b>	17.815	23.195	20.640	108.764	91.303
6	10:12:18.348	<b>1:01.279</b>	17.741	23.106	20.432	108.064	91.179
7	10:13:19.577	<b>1:01.229</b>	<b>17.714</b>	22.998	20.517	109.832	91.055
8	10:14:20.660	<b>1:01.083</b>	17.816	<b>22.905</b>	<b>20.362</b>	109.653	89.596
9	10:15:22.043	<b>1:01.383</b>	17.837	23.088	20.458	109.653	89.836
10	10:16:23.994	<b>1:01.951</b>	18.313	23.120	20.518	107.372	89.358
<b>(26) Raymond REID</b>							

Lap	Time of Day	Lap Tm	S1	S2	S3	SFSpd	S1Spd
1	10:07:09.207	<b>1:04.992</b>	19.512	24.113	21.367	76.172	91.303
2	10:08:12.816	<b>1:03.609</b>	<b>17.918</b>	24.155	21.536	<b>110.374</b>	<b>92.181</b>
3	10:09:16.645	<b>1:03.829</b>	18.529	23.780	21.520	107.544	90.932
4	10:10:20.866	<b>1:04.221</b>	18.610	23.940	21.671	107.372	89.477
5	10:11:25.120	<b>1:04.254</b>	18.945	23.882	21.427	106.183	90.198
6	10:12:29.038	<b>1:03.918</b>	18.298	24.022	21.598	108.238	90.932
7	10:13:32.786	<b>1:03.748</b>	18.562	23.826	21.360	107.372	89.239
8	10:14:35.686	<b>1:02.900</b>	18.034	<b>23.569</b>	<b>21.297</b>	108.764	90.686
9	10:15:39.050	<b>1:03.364</b>	18.066	23.754	21.544	108.064	90.077
10	10:16:43.268	<b>1:04.218</b>	17.984	24.387	21.847	106.859	89.002
<b>(113) Calum PERT</b>							
1	10:07:10.284	<b>1:05.458</b>	19.610	24.480	21.368	83.260	91.303
2	10:08:14.423	<b>1:04.139</b>	18.317	24.448	21.374	107.890	<b>91.677</b>
3	10:09:19.559	<b>1:05.136</b>	18.802	24.588	21.746	107.544	89.957
4	10:10:24.463	<b>1:04.904</b>	18.887	24.320	21.697	106.015	90.077
5	10:11:28.492	<b>1:04.029</b>	18.684	<b>23.886</b>	21.459	107.544	91.427
6	10:12:32.084	<b>1:03.592</b>	<b>18.069</b>	24.117	21.406	108.238	90.564
7	10:13:36.220	<b>1:04.136</b>	18.489	24.265	21.382	<b>109.474</b>	90.809
8	10:14:40.384	<b>1:04.164</b>	18.629	24.224	<b>21.311</b>	109.474	90.809
9	10:15:44.806	<b>1:04.422</b>	18.710	24.374	21.338	107.544	89.716
10	10:16:48.925	<b>1:04.119</b>	18.191	24.346	21.582	107.201	90.198
<b>(66) Phil ROBINSON</b>							
1	10:07:11.206	<b>1:06.802</b>	20.539	24.739	21.524	79.417	<b>89.836</b>
2	10:08:15.805	<b>1:04.599</b>	18.934	24.473	21.192	107.372	89.002
3	10:09:20.890	<b>1:05.085</b>	19.082	24.376	21.627	107.717	88.767
4	10:10:25.640	<b>1:04.750</b>	19.014	24.383	21.353	104.856	88.884
5	10:11:30.188	<b>1:04.548</b>	18.935	24.306	21.307	105.184	89.239
6	10:12:34.282	<b>1:04.094</b>	18.991	24.089	21.014	106.520	89.002
7	10:13:38.759	<b>1:04.477</b>	19.362	24.020	21.095	107.201	88.299
8	10:14:43.657	<b>1:04.898</b>	19.153	24.825	<b>20.920</b>	107.717	88.532
9	10:15:47.716	<b>1:04.059</b>	18.781	24.306	20.972	<b>108.588</b>	88.183
10	10:16:51.199	<b>1:03.483</b>	<b>18.580</b>	<b>23.806</b>	21.097	106.520	88.532
<b>(55) Allan McCLEARY</b>							
1	10:07:12.223	<b>1:07.539</b>	20.688	24.763	22.088	77.581	<b>90.320</b>
2	10:08:17.053	<b>1:04.830</b>	18.602	24.423	21.805	107.201	90.077
3	10:09:21.793	<b>1:04.740</b>	18.586	24.515	21.639	106.520	89.239
4	10:10:26.487	<b>1:04.694</b>	18.667	24.390	21.637	106.183	89.716
5	10:11:30.847	<b>1:04.360</b>	18.640	24.275	21.445	106.689	89.596
6	10:12:35.312	<b>1:04.465</b>	18.505	24.643	21.317	<b>107.717</b>	88.649
7	10:13:39.476	<b>1:04.164</b>	18.636	24.270	21.258	107.544	88.884
8	10:14:43.718	<b>1:04.242</b>	18.323	24.443	21.476	107.717	87.266
9	10:15:48.248	<b>1:04.530</b>	18.971	24.421	<b>21.138</b>	105.681	88.299
10	10:16:51.906	<b>1:03.658</b>	18.351	<b>24.107</b>	21.200	107.201	89.716
<b>(73) Fraser CAMERON</b>							
1	10:07:13.213	<b>1:09.934</b>	21.306	26.314	22.314	79.511	<b>89.358</b>
2	10:08:21.375	<b>1:05.825</b>	<b>18.734</b>			105.515	89.120
3	10:09:27.593	<b>1:06.218</b>	19.245			10	

## KMSC National Motorcycle Racing AC

KMSC Championship CB500's

Knockhill 1.267 miles

Race 14 - 2nd Race

27/05/2018 10:15

Race (10 Laps) started at 10:05:57

Lap	Time of Day	Lap Tm	S1	S2	S3	SFSpd	S1Spd	Lap	Time of Day	Lap Tm	S1	S2	S3	SFSpd	S1Spd
3	10:09:26.905	1:07.671	19.637			103.402	79.417								
4	10:10:32.892	1:05.987	18.920	25.045	22.022	105.020	87.952								
5	10:11:39.382	1:06.490	19.070	25.158	22.262	103.561	87.952								
6	10:12:46.538	1:07.156	19.605	25.391	22.160	103.084	88.183								
7	10:13:53.408	1:06.870	19.133	25.493	22.244	102.298	85.162								
8	10:15:00.390	1:06.982	19.174	25.188	22.620	102.454	84.306								
9	10:16:06.870	1:06.480	18.964	25.224	22.292	100.011	85.162								
10	10:17:13.721	1:06.851	18.863	25.581	22.407	100.611	86.035								
(666) David MAGRATH															
1	10:07:15.759	1:10.103	21.184	26.027	22.892	76.958	86.590								
2	10:08:24.237	1:08.478	19.624	25.887	22.967	98.833	86.035								
3	10:09:31.908	1:07.671	19.675	25.197	22.799	98.833	84.946								
4	10:10:40.351	1:08.443	19.786	25.297	23.360	99.714	85.815								
5	10:11:48.012	1:07.661	19.386	25.707	22.568	100.460	87.380								
6	10:12:55.792	1:07.780	19.409	25.610	22.761	100.611	85.815								
7	10:14:03.054	1:07.262	19.065	25.592	22.605	101.678	85.270								
8	10:15:12.636	1:09.582	20.787	25.861	22.934	96.836	82.139								
9	10:16:21.634	1:08.998	19.870	26.266	22.862	99.272	84.306								

Clerk of the Course :

Sig : Time :

Chief Timekeeper : Ian Sharp (SMART Timing)

 Results available at [www.speedhive.com](http://www.speedhive.com) and [www.smart-timing.co.uk](http://www.smart-timing.co.uk)

Printed: 27/05/2018 10:20:54

Orbits



## KMSC National Motorcycle Racing AC

Lapchart

KMSC Championship CB500's

Knockhill 1.267 miles

Race 14 - 2nd Race

27/05/2018 10:15

Race (10 Laps) started at 10:05:57

Competitors	Laps										
	0	1	2	3	4	5	6	7	8	9	10
Jodie CHALK (87)	1	87	87	87	87	87	87	87	87	87	87
Steve KAIN (47)	2	47	47	47	47	47	47	47	47	47	47
Allan BROOKBANKS (48)	3	48	48	48	48	144	144	144	144	144	144
Andrew BARTON (13)	4	13	13	13	144	48	48	48	48	48	48
Raymond REID (26)	5	26	144	144	13	13	13	13	13	13	13
Ross McCLEARY (23)	6	23	26	23	23	23	23	23	23	23	23
Phil ROBINSON (66)	7	66	23	26	26	26	26	26	26	26	26
Allan McCLEARY (55)	8	55	113	113	113	113	113	113	113	113	113
Keith SHEPHERD (144)	9	144	66	66	66	66	66	66	66	66	66
Calum PERT (113)	10	113	55	55	55	55	55	55	55	55	55
Martin BULMAN (126)	11	126	117	117	126	126	126	126	126	126	73
Lianne MAYHEW (117)	12	117	126	126	117	117	117	73	73	73	73
Fraser CAMERON (73)	13	73	73	73	73	73	117	117	117	117	117
David MAGRATH (666)	14	666	666	666	666	666	666	666	666	666	666
-	15										
-	16										

Clerk of the Course :

Sig : Time :

Chief Timekeeper : Ian Sharp (SMART Timing)

 Results available at [www.speedhive.com](http://www.speedhive.com) and [www.smart-timing.co.uk](http://www.smart-timing.co.uk)

Printed: 27/05/2018 10:21:24

Orbits



# Race Results

## KMSC National Motorcycle Racing AC

Sorted on Laps

KMSC Championship Superbikes & KMSC Clubman

Knockhill 1.267 miles

Race 15 - 2nd Race

27/05/2018 10:30

Race (10 Laps) started at 10:24:45

Pos	No.	Name	Make/Model	CC	Class	Laps	Total Tm	Diff	Best Tm	In Lap	Avg. Speed
1	34	John DEAN	BMW	S1000RR	SB	10	8:35.443		49.997	3	88.489
2	94	Greg GILFILLAN	BMW	S1000RR	SB	10	8:36.380	0.937	50.253	2	88.328
3	88	Lewis ROLLO	Kawasaki	ZX10R	SB	10	8:36.426	0.983	50.123	9	88.320
4	72	Sean GILFILLAN	Ducati	Panigale	SB	10	8:36.826	1.383	50.023	3	88.252
5	99	Callum GRIGOR	Kawasaki	ZX10RR	SB	10	8:37.958	2.515	50.292	5	88.059
6	45	Ewan GRAY	Kawasaki	ZX10R	SB	10	8:40.344	4.901	50.676	5	87.655
7	9	Kristopher DUNCAN	Kawasaki	ZX10R	SB	10	8:47.723	12.280	51.352	7	86.430
8	1	Bruce BIRNIE	BMW	S1000RR	SB	10	9:01.056	25.613	51.912	6	84.300
9	32	John MacDONALD	Yamaha		SB	10	9:01.894	26.451	52.232	8	84.169
10	18	Clint WALKER	BMW	S1000RR	C	10	9:03.705	28.262	52.404	2	83.889
11	11	Richard HUGHES	BMW	S1000RR	SB	10	9:05.646	30.203	52.823	4	83.591
12	30	Alan RENNIE	Honda	Fireblade	C	10	9:06.161	30.718	52.668	10	83.512
13	122	David SUDDER	Suzuki	GSXR 1000	C	10	9:07.259	31.816	53.288	10	83.344
14	67	Des BURNS	Kawasaki	ZX10R	C	10	9:12.185	36.742	53.247	10	82.601
15	41	Lukasz PIEC	BMW	S1000RR	C	10	9:15.539	40.096	53.455	5	82.102
16	69	Rodney SCOTT	BMW	S1000RR	SB	10	9:26.614	51.171	54.084	8	80.497
17	37	Steven PATTERSON	Yamaha	YZF R1	C	9	8:38.093	1 Lap	55.639	7	79.233
18	28	Andrew BUCHANAN	Yamaha	R1	C	9	8:39.008	1 Lap	54.837	8	79.093
19	38	Craig MARTIN	Honda	CBR900 RR-Y	C	9	8:41.552	1 Lap	55.727	7	78.707
20	218	Paul BOWERBANK	Triumph	675	C	9	8:44.420	1 Lap	55.607	5	78.277
21	100	Laura NUTTALL	BMW	S1000RR	C	9	8:49.523	1 Lap	56.162	9	77.522
22	51	Calum JACKSON	Suzuki	GSXR1000	C	9	8:50.971	1 Lap	56.709	9	77.311
23	19	Nic BOYES	Ducati	848	SB	9	8:56.312	1 Lap	57.380	9	76.541
24	7	James MacAULAY	Kawasaki	ZX10	C	9	9:32.027	1 Lap	1:01.101	5	71.762

### Not classified

DNF	222	Colin READ	BMW	S1000RR	C	3	3:04.180	DNF	56.454	3	74.293
DNF	71	Gavin JONES	Yamaha	R1	C	2	1:57.462	DNF	53.746	2	77.661
DNF	47	Alan BRYCE	BMW	1000RR	SB	2	1:57.579	DNF	54.176	2	77.583
DNS	75	Charlie BUNYAN	Kawasaki	ZX10R	C			DNS		0	-

### Announcements

New Track Record (49.997) for KMSC Superbikes by John DEAN.

Margin of Victory	Avg. Speed	Best Lap Tm	Best Speed	Best Lap by
0.937	88.489	49.997	91.227	34 - John DEAN

Clerk of the Course :

Orbits

Sig : Time :

Chief Timekeeper : Ian Sharp (SMART Timing)

Results available at [www.speedhive.com](http://www.speedhive.com) and [www.smart-timing.co.uk](http://www.smart-timing.co.uk)

Printed: 27/05/2018 10:36:55



## KMSC National Motorcycle Racing AC

KMSC Championship Superbikes & KMSC Clubman

Knockhill 1.267 miles

Race 15 - 2nd Race

27/05/2018 10:30

Race (10 Laps) started at 10:24:45

Lap	Time of Day	Lap Tm	S1	S2	S3	SFSpd	S1Spd
<b>(34) John DEAN</b>							
1	10:25:44.688	<b>51.580</b>	15.404	19.387	16.789	100.460	133.680
2	10:26:34.827	<b>50.139</b>	14.528	18.892	16.719	153.917	136.121
3	10:27:24.824	<b>49.997</b>	14.490	<b>18.847</b>	<b>16.660</b>	153.564	136.121
4	10:28:15.524	<b>50.700</b>	14.559	19.200	16.941	<b>154.626</b>	133.947
5	10:29:06.067	<b>50.543</b>	14.462	19.110	16.971	150.804	136.398
6	10:29:56.698	<b>50.631</b>	14.481	19.182	16.968	152.517	132.624
7	10:30:47.822	<b>51.124</b>	15.425	18.987	16.712	151.484	134.215
8	10:31:39.527	<b>51.705</b>	14.496	20.321	16.888	152.517	135.571
9	10:32:29.963	<b>50.436</b>	<b>14.349</b>	19.158	16.929	154.270	135.845
10	10:33:20.644	<b>50.681</b>	14.455	19.430	16.796	154.626	<b>136.675</b>

Lap	Time of Day	Lap Tm	S1	S2	S3	SFSpd	S1Spd
<b>(94) Greg GILFILLAN</b>							
1	10:25:44.174	<b>51.326</b>	15.270	19.287	16.769	96.005	129.802
2	10:26:34.427	<b>50.253</b>	14.512	19.028	16.713	151.484	132.624
3	10:27:24.801	<b>50.374</b>	14.534	<b>18.833</b>	17.007	151.827	133.947
4	10:28:15.601	<b>50.800</b>	14.654	19.434	<b>16.712</b>	149.460	131.584
5	10:29:06.228	<b>50.627</b>	14.782	19.068	16.777	147.489	133.150
6	10:29:56.707	<b>50.479</b>	14.668	19.014	16.797	146.523	132.362
7	10:30:47.756	<b>51.049</b>	14.623	19.527	16.899	<b>154.270</b>	<b>134.754</b>
8	10:31:38.828	<b>51.072</b>	14.412	19.754	16.906	151.484	132.886
9	10:32:30.066	<b>51.238</b>	<b>14.342</b>	19.245	17.651	152.517	134.754
10	10:33:21.581	<b>51.515</b>	14.860	19.865	16.790	152.865	131.326

Lap	Time of Day	Lap Tm	S1	S2	S3	SFSpd	S1Spd
<b>(88) Lewis ROLLO</b>							
1	10:25:45.160	<b>51.666</b>	15.792	19.219	16.655	99.125	130.814
2	10:26:35.649	<b>50.489</b>	14.644	19.022	16.823	<b>156.064</b>	131.584
3	10:27:25.825	<b>50.176</b>	14.715	<b>18.800</b>	16.661	151.827	132.362
4	10:28:15.955	<b>50.130</b>	14.408	18.979	16.743	155.702	132.362
5	10:29:06.424	<b>50.469</b>	14.543	19.208	16.718	149.460	133.415
6	10:29:56.997	<b>50.573</b>	14.909	19.094	<b>16.570</b>	149.128	132.102
7	10:30:48.014	<b>51.017</b>	15.331	18.987	16.699	149.794	128.559
8	10:31:40.091	<b>52.077</b>	14.524	20.331	17.222	146.844	<b>135.298</b>
9	10:32:30.214	<b>50.123</b>	14.420	18.805	16.898	151.143	132.362
10	10:33:21.627	<b>51.413</b>	<b>14.400</b>	20.277	16.736	151.827	133.680

Lap	Time of Day	Lap Tm	S1	S2	S3	SFSpd	S1Spd
<b>(72) Sean GILFILLAN</b>							
1	10:25:45.958	<b>52.465</b>	15.856	19.880	16.729	98.398	130.560
2	10:26:36.384	<b>50.426</b>	14.528	19.340	<b>16.558</b>	150.804	134.484
3	10:27:26.407	<b>50.023</b>	14.479	<b>18.913</b>	16.631	152.517	132.886
4	10:28:16.490	<b>50.083</b>	<b>14.354</b>	19.148	16.581	152.171	<b>135.025</b>
5	10:29:06.934	<b>50.444</b>	14.448	19.165	16.831	152.171	132.102
6	10:29:57.714	<b>50.780</b>	14.957	19.081	16.742	147.814	130.814
7	10:30:48.362	<b>50.648</b>	14.788	19.274	16.586	151.827	130.053
8	10:31:40.185	<b>51.823</b>	14.466	20.239	17.118	149.128	135.025
9	10:32:30.457	<b>50.272</b>	14.355	19.153	16.764	150.129	134.215
10	10:33:22.027	<b>51.570</b>	14.675	19.921	16.974	<b>154.270</b>	133.947

Lap	Time of Day	Lap Tm	S1	S2	S3	SFSpd	S1Spd
<b>(99) Callum GRIGOR</b>							
1	10:25:45.006	<b>51.776</b>	15.572	19.271	16.933	97.682	128.068
2	10:26:35.496	<b>50.490</b>	14.729	<b>18.889</b>	16.872	149.794	131.584
3	10:27:25.815	<b>50.319</b>	<b>14.444</b>	18.965	16.910	150.129	129.551
4	10:28:16.293	<b>50.478</b>	14.754	18.947	16.777	148.468	129.802
5	10:29:06.585	<b>50.292</b>	14.559	19.102	<b>16.631</b>	150.465	131.070
6	10:29:56.942	<b>50.357</b>	14.565	19.034	16.758	150.804	131.070
7	10:30:47.614	<b>50.672</b>	14.581	19.126	16.965	<b>153.917</b>	131.584
8	10:31:40.130	<b>52.516</b>	14.526	20.414	17.576	151.143	127.824
9	10:32:31.446	<b>51.316</b>	14.788	19.339	17.189	141.577	<b>131.842</b>
10	10:33:23.159	<b>51.713</b>	14.552	19.957	17.204	145.255	131.842

Lap	Time of Day	Lap Tm	S1	S2	S3	SFSpd	S1Spd
<b>(45) Ewan GRAY</b>							
1	10:25:46.629	<b>52.944</b>	15.866	20.068	17.010	98.398	128.068
2	10:26:37.334	<b>50.705</b>	14.615	19.202	16.888	149.794	<b>130.560</b>
3	10:27:28.285	<b>50.951</b>	14.657	19.339	16.955	<b>150.804</b>	127.098
4	10:28:19.017	<b>50.732</b>	<b>14.613</b>	19.324	<b>16.795</b>	145.886	130.053
5	10:29:09.693	<b>50.676</b>	14.650	<b>19.128</b>	16.898	146.523	128.559
6	10:30:00.738	<b>51.045</b>	14.822	19.290	16.933	145.570	125.905
7	10:30:51.473	<b>50.735</b>	14.651	19.152	16.932	142.782	130.053
8	10:31:42.670	<b>51.197</b>	14.678	19.614	16.905	145.570	130.560
9	10:32:33.940	<b>51.270</b>	14.993	19.347	16.930	145.255	130.053
10	10:33:25.545	<b>51.605</b>	14.669	19.579	17.357	145.255	128.068

Lap	Time of Day	Lap Tm	S1	S2	S3	SFSpd	S1Spd
<b>(9) Kristopher DUNCAN</b>							
1	10:25:48.489	<b>54.524</b>	16.137	20.681	17.706	103.402	124.044
2	10:26:42.454	<b>53.965</b>	15.472	20.576	17.917	<b>144.628</b>	124.044

Lap	Time of Day	Lap Tm	S1	S2	S3	SFSpd	S1Spd
1	10:25:46.458	<b>53.151</b>	15.822			99.566	130.053
2	10:26:38.041	<b>51.583</b>	15.008			144.008	130.306
3	10:27:29.697	<b>51.656</b>	14.934			144.941	130.306
4	10:28:21.508	<b>51.811</b>	14.730			<b>151.143</b>	<b>130.560</b>
5	10:29:12.998	<b>51.490</b>	14.822			143.392	130.053
6	10:30:05.344	<b>52.346</b>	14.935			145.886	128.559
7	10:30:56.696	<b>51.352</b>	<b>14.724</b>			147.814	128.068
8	10:31:48.407	<b>51.711</b>	14.793			148.140	128.313
9	10:32:40.399	<b>51.992</b>	14.951			142.479	128.068
10	10:33:32.924	<b>52.525</b>	14.930			142.177	128.313

Lap	Time of Day	Lap Tm	S1	S2	S3	SFSpd	S1Spd
<b>(1) Bruce BIRNIE</b>							
1	10:25:51.017	<b>55.778</b>	16.983	21.061	17.734	107.201	125.201
2	10:26:43.278	<b>52.261</b>	14.783	20.340	17.138	<b>155.342</b>	<b>133.947</b>
3	10:27:36.009	<b>52.731</b>	14.829	20.757	17.145	154.983	130.560
4	10:28:28.251	<b>52.242</b>	14.849	20.027	17.366	151.484	131.326
5	10:29:20.376	<b>52.125</b>	15.004	19.989	<b>17.132</b>	151.484	131.842
6	10:30:12.288	<b>51.912</b>	14.844	<b>19.719</b>	17.349	153.564	130.306
7	10:31:04.985	<b>52.697</b>	<b>14.756</b>	20.578	17.363	150.804	132.102
8	10:31:57.641	<b>52.656</b>	14.893	20.244	17.519	149.794	130.814
9	10:32:51.260	<b>53.619</b>	15.510	20.272	17.837	144.941	123.360
10	10:33:46.257	<b>54.997</b>	15.796	21.079	18.122	141.577	117.321

Lap	Time of Day	Lap Tm	S1	S2	S3	SFSpd	S1Spd
<b>(32) John MacDONALD</b>							
1	10:25:51.358	<b>56.097</b>	17.236	21.222	17.639	98.833	127.824
2	10:26:44.580	<b>53.222</b>	15.359	20.535	17.328	<b>149.128</b>	130.306
3	10:27:38.066	<b>53.486</b>	14.922	21.103	17.461	142.177	128.559
4	10:28:30.889	<b>52.823</b>	15.248	20.387	<b>17.188</b>	142.177	128.313
5	10:29:23.921	<b>53.032</b>	15.209	20.375	17.448	141.877	128.805
6	10:30:16.934	<b>53.013</b>	15.384	20.208	17.421	138.652	124.273
7	10:31:09.573	<b>52.639</b>	14.881	<b>19.818</b>	17.940	145.886	129.551
8	10:32:01.805	<b>52.232</b>	<b>14.837</b>	19.960	17.435	145.255	<b>131.584</b>
9	10:32:54.233	<b>52.428</b>	15.029	19.957	17.442	144.628	129.551
10	10:33:47.095	<b>52.862</b>	15.404	20.257	17.201	148.140	131.584

Lap	Time of Day	Lap Tm	S1	S2	S3	SFSpd	S1Spd
<b>(18) Clint WALKER</b>							

## KMSC National Motorcycle Racing AC

KMSC Championship Superbikes & KMSC Clubman

Knockhill 1.267 miles

Race 15 - 2nd Race

27/05/2018 10:30

Race (10 Laps) started at 10:24:45

Lap	Time of Day	Lap Tm	S1	S2	S3	SFSpd	S1Spd	Lap	Time of Day	Lap Tm	S1	S2	S3	SFSpd	S1Spd
3	10:27:36.048	53.594	15.326	20.229	18.039	144.317	123.815	7	10:31:33.346	55.727	15.981	21.388	18.358	135.025	117.116
4	10:28:29.525	53.477	15.487	20.269	17.721	143.087	124.968	8	10:32:29.736	56.390	16.658	21.364	18.368	131.584	115.903
5	10:29:23.714	54.189	15.564	20.429	18.196	141.877	124.735	9	10:33:26.753	57.017	16.516	21.705	18.796	135.298	117.321
6	10:30:17.893	54.179	15.534	20.854	17.791	144.008	118.147	(218) Paul BOWERBANK							
7	10:31:11.725	53.832	15.392	20.549	17.891	141.279	124.735	1	10:25:55.960	1:00.459	18.185	23.188	19.086	103.402	115.903
8	10:32:05.573	53.848	15.351	20.869	17.628	140.982	121.352	2	10:26:53.925	57.965	16.227	22.414	19.324	138.366	120.265
9	10:32:59.172	53.599	15.486	20.535	17.578	143.392	123.133	3	10:27:50.832	56.907	15.964	22.326	18.617	138.652	117.526
10	10:33:52.460	53.288	15.327	20.121	17.840	142.782	122.683	4	10:28:46.904	56.072	16.209	21.345	18.518	135.298	116.912
(67) Des BURNS								5	10:29:42.511	55.607	15.935	21.233	18.439	136.675	118.565
1	10:25:52.099	57.051	16.971			110.556	124.735	6	10:30:38.542	56.031	15.870	21.290	18.871	136.954	118.356
2	10:26:45.980	53.881	15.362	20.948	17.571	136.954	130.560	7	10:31:34.870	56.328	16.218	21.545	18.565	134.484	118.147
3	10:27:40.544	54.564	15.171	21.458	17.935	138.366	129.551	8	10:32:32.064	57.194	16.098	21.337	19.759	136.675	115.703
4	10:28:35.086	54.542	15.273			140.099	127.098	9	10:33:29.621	57.557	16.444	21.679	19.434	132.102	115.305
5	10:29:28.708	53.622	15.220			142.782	130.560	(100) Laura NUTTALL							
6	10:30:22.545	53.837	15.636			140.392	124.273	1	10:25:56.189	1:00.458	18.019	23.754	18.685	105.184	106.351
7	10:31:16.107	53.562	15.260			141.577	130.560	2	10:26:54.222	58.033	16.950	22.142	18.941	141.279	114.323
8	10:32:10.832	54.725	15.350			139.227	129.802	3	10:27:52.144	57.922	16.468	22.808	18.646	131.584	117.526
9	10:33:04.139	53.307	15.393			143.087	126.142	4	10:28:49.411	57.267	16.607	21.694	18.966	135.025	119.409
10	10:33:57.386	53.247	15.139			140.982	129.551	5	10:29:46.765	57.354	16.314	22.243	18.797	134.754	116.304
(41) Lukasz PIEC								6	10:30:43.848	57.083	16.383	21.976	18.724	132.362	113.549
1	10:25:50.560	56.140	16.709	21.654	17.777	97.540	124.735	7	10:31:41.762	57.914	16.379	22.359	19.176	132.624	113.742
2	10:26:45.581	55.021	15.734	21.472	17.815	141.279	120.265	8	10:32:38.562	56.800	16.092	21.899	18.809	134.215	115.107
3	10:27:40.263	54.682	15.252	21.558	17.872	137.234	121.572	9	10:33:34.724	56.162	15.860	21.980	18.322	136.398	119.621
4	10:28:35.468	55.205	15.462	22.004	17.739	140.982	121.792	(51) Calum JACKSON							
5	10:29:28.923	53.455	15.141	20.817	17.497	145.886	123.815	1	10:25:55.157	1:00.415	17.718	23.216	19.481	106.520	114.323
6	10:30:22.986	54.063	15.610	20.968	17.485	142.479	118.147	2	10:26:54.215	59.058	16.320	22.380	20.358	141.577	113.549
7	10:31:16.505	53.519	15.486	20.521	17.512	139.517	116.709	3	10:27:53.016	58.801	16.766	22.784	19.251	126.618	120.049
8	10:32:11.655	55.150	15.293	22.031	17.826	137.798	124.273	4	10:28:50.534	57.518	16.547	21.751	19.220	134.484	120.480
9	10:33:05.548	53.893	15.275	20.900	17.718	141.877	117.940	5	10:29:47.879	57.345	16.265	22.005	19.075	134.215	120.697
10	10:34:00.740	55.192	15.956	21.501	17.735	144.317	119.621	6	10:30:44.838	56.959	16.060	21.805	19.094	139.227	118.147
(69) Rodney SCOTT								7	10:31:42.233	57.395	16.176	22.161	19.058	137.234	118.985
1	10:25:54.903	59.515	18.010	22.721	18.784	101.066	112.786	8	10:32:39.463	57.230	16.441	21.749	19.040	141.877	120.265
2	10:26:50.628	55.725	15.856	22.009	17.860	136.398	113.549	9	10:33:36.172	56.709	16.079	21.963	18.667	142.479	119.835
3	10:27:47.035	56.407	15.571	22.747	18.089	143.699	122.908	(19) Nic BOYES							
4	10:28:41.727	54.692	15.693	20.920	18.079	140.982	125.905	1	10:25:57.527	1:02.001	19.073	23.524	19.404	89.358	99.714
5	10:29:36.529	54.802	15.810	21.021	17.971	137.798	127.824	2	10:26:55.759	58.232	16.630	22.458	19.144	122.459	111.846
6	10:30:31.630	55.101	15.711	21.124	18.266	140.982	124.968	3	10:27:53.965	58.206	16.261	22.681	19.264	131.584	109.653
7	10:31:26.439	54.809	15.897	20.948	17.964	139.227	123.587	4	10:28:52.525	58.560	16.643	22.719	19.198	128.805	105.848
8	10:32:20.523	54.084	15.311	20.880	17.893	138.366	126.380	5	10:29:50.325	57.800	16.495	22.210	19.095	128.068	108.764
9	10:33:16.840	56.317	16.140	21.909	18.268	144.317	120.265	6	10:30:48.478	58.153	16.563	22.323	19.267	129.802	107.372
10	10:34:11.815	54.975	15.617	20.998	18.360	135.298	129.053	7	10:31:46.543	58.065	16.438	22.440	19.187	125.435	109.118
(37) Steven PATTERSON								8	10:32:44.133	57.590	16.413	22.106	19.071	124.968	108.941
1	10:25:53.499	59.045	17.657	22.870	18.518	106.689	113.742	9	10:33:41.513	57.380	16.122	22.273	18.985	126.618	107.544
2	10:26:49.772	56.273	16.076	21.697	18.500	130.560	125.905	(7) James MacAULAY							
3	10:27:47.004	57.232	16.230	22.627	18.375	141.279	120.697	1	10:25:59.486	1:02.434	17.871	24.520	20.043	99.863	94.919
4	10:28:43.834	56.830	16.192	21.860	18.778	139.517	124.273	2	10:27:00.776	1:01.290	17.309	24.143	19.838	119.835	103.561
5	10:29:39.900	56.066	16.220	21.580	18.266	137.234	120.915	3	10:28:03.563	1:02.787	17.673	24.855	20.259	121.133	99.714
6	10:30:35.745	55.845	15.816	21.532	18.497	144.317	126.142	4	10:29:07.435	1:03.872	17.781	24.469	21.622	112.786	99.863
7	10:31:31.384	55.639	16.158	21.421	18.060	137.798	125.905	5	10:30:08.536	1:01.101	17.428	23.676	19.997	108.064	97.117
8	10:32:27.228	55.844	16.284	21.433	18.127	138.081	123.587	6	10:31:10.801	1:02.265	17.309	25.077	19.879	124.504	98.398
9	10:33:23.294	56.066	15.862	21.678	18.526	141.279	121.792	7	10:32:14.161	1:03.360	18.179	24.713	20.468	120.697	101.524
(28) Andrew BUCHANAN								8	10:33:15.792	1:01.631	17.303	24.122	20.206	115.107	98.398
1	10:25:55.313	1:00.130	18.009	23.334	18.787	103.561	112.033	9	10:34:17.228	1:01.436	16.961	24.290	20.185	120.480	96.419
2	10:26:53.557	58.244	16.535	22.555	19.154	140.982	115.504	(222) Colin READ							
3	10:27:49.755	56.198	15.705	22.061	18.432	136.121	119.409	1	10:25:55.489	1:00.298	18.157	23.453	18.688	98.979	108.764
4	10:28:45.539	55.784	16.537	21.161	18.086	135.571	116.709	2	10:26:52.927	57.438	16.197	22.413	18.828	134.484	117.116
5	10:29:41.895	56.356	16.119	21.749	18.488	133.415	117.526	3	10:27:49.381	56.454	15.664	22.428	18.362	139.808	115.903
6	10:30:38.041	56.146	15.798	21.673	18.675	134.215	118.356	(71) Gavin JONES							
7	10:31:33.334	55.293	16.107	21.260	17.926	134.754	120.265	1	10:25:48.917	54.922	16.364	20.856	17.702	96.419	126.380
8	10:32:28.171	54.837	15.660	21.129	18.048	140.392	117.526	2	10:26:42.663	53.746	15.331	20.596	17.819	143.392	126.142
9	10:33:24.209	56.038	15.731	21.950	18.357	135.845	117.321	(47) Alan BRYCE							
(38) Craig MARTIN								1	10:25:48.604	54.789	16.344	20.870	17.575	104.043	125.435
1	10:25:54.489	59.551	17.958	22.842	18.751	93.988	114.714	2	10:26:42.780	54.176	15.431	20.684	18.061	141.279	128.559
2	10:26:50.919	56.430	16.157	21.836	18.437	136.675	117.733	Orbits							
3	10:27:48.160	57.241	15.951	22.599	18.691	135.298	118.565	S M A R T							
4	10:28:44.996	56.836	16.137	21.782	18.917	136.675	110.193	Racing Circuit							
5	10:29:41.485	56.489	16.287	21.726	18.476	128.313	115.305	Page 2/2							
6	10:30:37.619	56.134	15.844	21.443	18.847	138.939	111.105								

Clerk of the Course :

Sig : Time :

Chief Timekeeper : Ian Sharp (SMART Timing)

Results available at [www.speedhive.com](http://www.speedhive.com) and [www.smart-timing.co.uk](http://www.smart-timing.co.uk)

Printed: 27/05/2018 10:37:17

## KMSC National Motorcycle Racing AC

## Lapchart

**KMSC Championship Superbikes & KMSC Clubman**
**Knockhill 1.267 miles**
**Race 15 - 2nd Race**
**27/05/2018 10:30**
**Race (10 Laps) started at 10:24:45**

Competitors	Laps											
	0	1	2	3	4	5	6	7	8	9	10	
Greg GILFILLAN (94)	1	94	94	94	94	34	34	34	99	94	34	34
John DEAN (34)	2	34	34	34	34	94	94	94	94	34	94	94
Callum GRIGOR (99)	3	99	99	99	99	88	88	99	34	88	88	88
Kristopher DUNCAN (9)	4	9	88	88	88	99	99	88	88	99	72	72
Sean GILFILLAN (72)	5	72	72	72	72	72	72	72	72	72	99	99
Lewis ROLLO (88)	6	88	9	45	45	45	45	45	45	45	45	45
Ewan GRAY (45)	7	45	45	9	9	9	9	9	9	9	9	9
Alan BRYCE (47)	8	47	122	122	1	1	1	1	1	1	1	1
David SUDDER (122)	9	122	47	71	122	122	122	18	32	32	32	32
Alan RENNIE (30)	10	30	71	47	18	18	18	32	18	18	18	18
Gavin JONES (71)	11	71	30	30	11	11	32	122	122	11	11	11
Lukasz PIEC (41)	12	41	41	18	30	32	11	11	11	30	30	30
Steven PATTERSON (37)	13	37	18	1	32	30	30	30	30	122	122	122
Richard HUGHES (11)	14	11	11	11	41	67	67	67	67	67	67	67
Calum JACKSON (51)	15	51	1	32	67	41	41	41	41	41	41	41
Craig MARTIN (38)	16	38	32	41	37	69	69	69	69	69	69	69
Des BURNS (67)	17	67	67	67	69	37	37	37	37	37	37	37
Clint WALKER (18)	18	18	37	37	38	38	38	38	28	28	28	28
Andrew BUCHANAN (28)	19	28	38	69	222	28	28	28	38	38	38	38
Colin READ (222)	20	222	69	38	28	218	218	218	218	218	218	218
Bruce BIRNIE (1)	21	1	51	222	218	100	100	100	100	100	100	100
John MacDONALD (32)	22	32	28	28	100	51	51	51	51	51	51	51
Rodney SCOTT (69)	23	69	222	218	51	19	19	19	19	19	19	19
Paul BOWERBANK (218)	24	218	218	51	19	7	7	7	7	7	7	7
Nic BOYES (19)	25	19	100	100	7							
Laura NUTTALL (100)	26	100	19	19								
James MacAULAY (7)	27	7	7	7								
-	28											

**Clerk of the Course :**
**Sig :**                      **Time :**
**Chief Timekeeper : Ian Sharp (SMART Timing)**
**Results available at [www.speedhive.com](http://www.speedhive.com) and [www.smart-timing.co.uk](http://www.smart-timing.co.uk)**
**Printed: 27/05/2018 10:37:45**
**Orbits**




# Race Results

## KMSC National Motorcycle Racing AC

Sorted on Laps

KMSC Championship Lightweights

Knockhill 1.267 miles

Race 16 - 2nd Race

27/05/2018 10:45

Race (10 Laps) started at 10:45:09

Pos	No.	Name	Make/Model	CC	Class	Laps	Total Tm	Diff	Best Tm	In Lap	Avg. Speed
1	155	Scott CAMPBELL	Kawasaki	ER6 650	SL	10	9:20.037		54.833	5	81.443
2	21	Grant REID	Kawasaki	ER6	SL	10	9:24.909	4.872	55.526	2	80.740
3	85	Steven HORNE	Kawasaki	ER6	SL	10	9:28.038	8.001	55.521	7	80.296
4	66	Kevin WATRET	Kawasaki	ER6	SL	10	9:36.375	16.338	56.772	4	79.134
5	800	Gordon CLARK	Kawasaki	ER6 650	SL	10	9:36.591	16.554	56.686	10	79.104
6	22	Allan BROWN	Suzuki	SV650	SL	10	9:42.161	22.124	56.473	3	78.348
7	34	Kenneth THIRLWALL	Kawasaki	ER6	SL	10	9:47.606	27.569	56.620	9	77.622
8	13	Andrew BARTON	Kawasaki	ER650	SL	10	9:59.370	39.333	57.675	5	76.098
9	16	Gerry KEIRNAN	Kawasaki	ER6	SL	10	10:03.166	43.129	58.789	5	75.619
10	15	Finlay MILNE	Suzuki	SV650	SL	10	10:04.891	44.854	59.211	10	75.404
11	74	Christine WATSON	Kawasaki	ER6	SL	10	10:07.010	46.973	59.163	10	75.140
12	39	Stuart HAMILTON	Suzuki	SV650	SL	10	10:07.299	47.262	59.185	4	75.105
13	7	Raymond DUGUID	Yamaha	TRX850	SL	10	10:12.481	52.444	59.784	10	74.469
14	26	Chris COCHRANE	Kawasaki	ER650	SL	9	9:21.849	1 Lap	1:00.580	7	73.062
Not classified											
DNF	88	Lewis NICOL	Suzuki	SV650	SL	1	1:08.877	DNF	1:02.387	1	66.221
DNS	278	Paul MARSHALL	Kawasaki	ER6	SL			DNS		0	-

Margin of Victory	Avg. Speed	Best Lap Tm	Best Speed	Best Lap by
4.872	81.443	54.833	83.182	155 - Scott CAMPBELL

Clerk of the Course :

Orbits

Sig : Time :

Chief Timekeeper : Ian Sharp (SMART Timing)

 Results available at [www.speedhive.com](http://www.speedhive.com) and [www.smart-timing.co.uk](http://www.smart-timing.co.uk)

Printed: 27/05/2018 10:58:09



## KMSC National Motorcycle Racing AC

### KMSC Championship Lightweights

Knockhill 1.267 miles

#### Race 16 - 2nd Race

27/05/2018 10:45

#### Race (10 Laps) started at 10:45:09

Lap	Time of Day	Lap Tm	S1	S2	S3	SFSpd	S1Spd	Lap	Time of Day	Lap Tm	S1	S2	S3	SFSpd	S1Spd
<b>(155) Scott CAMPBELL</b>															
1	10:46:10.686	<b>56.448</b>	16.850	20.992	18.606	88.068	109.296	1	10:46:21.263	<b>1:01.456</b>	19.615	22.551	19.290	51.701	104.204
2	10:47:05.797	<b>55.111</b>	15.865	20.687	18.559	130.814	110.012	2	10:47:19.486	<b>58.223</b>	16.729	21.490	20.004	<b>129.802</b>	<b>107.544</b>
3	10:48:00.823	<b>55.026</b>	15.741	20.816	18.469	131.584	110.374	3	10:48:16.969	<b>57.483</b>	16.602	21.772	19.109	129.551	106.351
4	10:48:58.048	<b>57.225</b>	17.477	21.041	18.707	132.102	109.653	4	10:49:14.868	<b>57.899</b>	16.625	21.886	19.388	128.559	107.544
5	10:49:52.881	<b>54.833</b>	15.796	<b>20.580</b>	18.457	131.326	109.832	5	10:50:11.916	<b>57.048</b>	16.629	21.560	18.859	128.068	106.183
6	10:50:47.775	<b>54.894</b>	15.778	20.641	18.475	131.842	109.832	6	10:51:08.790	<b>56.874</b>	<b>16.483</b>	<b>21.275</b>	19.116	128.559	106.015
7	10:51:42.706	<b>54.931</b>	<b>15.685</b>	20.705	18.541	132.102	110.193	7	10:52:05.818	<b>57.028</b>	16.694	21.393	18.941	128.313	104.856
8	10:52:37.641	<b>54.935</b>	15.846	20.616	18.473	<b>132.362</b>	109.653	8	10:53:02.563	<b>56.745</b>	16.532	21.284	18.929	127.824	106.351
9	10:53:33.029	<b>55.388</b>	16.052	20.937	<b>18.399</b>	132.102	108.941	9	10:53:59.183	<b>56.620</b>	16.580	21.279	<b>18.761</b>	128.805	106.689
10	10:54:29.624	<b>56.595</b>	15.897	21.918	<b>18.780</b>	131.842	<b>110.739</b>	10	10:54:57.193	<b>58.010</b>	16.840	21.633	19.537	128.068	107.030
<b>(21) Grant REID</b>															
1	10:46:10.849	<b>56.391</b>	16.862			89.596	112.597	<b>(13) Andrew BARTON</b>							
2	10:47:06.375	<b>55.526</b>	<b>15.859</b>			<b>136.675</b>	112.597	1	10:46:22.132	<b>1:02.097</b>	19.754	22.883	19.460	49.968	101.524
3	10:48:01.939	<b>55.564</b>	16.036			134.754	112.220	2	10:47:22.004	<b>59.872</b>	17.258	22.886	19.728	117.321	106.015
4	10:48:58.055	<b>56.116</b>	15.880			135.571	112.597	3	10:48:20.139	<b>58.135</b>	16.943	<b>21.837</b>	19.355	126.618	105.184
5	10:49:54.315	<b>56.260</b>	16.106			129.802	112.597	4	10:49:18.926	<b>58.787</b>	16.917	22.544	19.326	124.968	<b>106.859</b>
6	10:50:50.433	<b>56.118</b>	16.234			133.415	108.413	5	10:50:16.601	<b>57.675</b>	16.636	22.075	<b>18.964</b>	127.339	106.520
7	10:51:46.660	<b>56.227</b>	15.966			135.571	112.220	6	10:51:14.532	<b>57.931</b>	<b>16.461</b>	22.399	19.071	<b>128.805</b>	106.351
8	10:52:43.220	<b>56.560</b>	16.678			134.484	112.408	7	10:52:14.573	<b>1:00.041</b>	17.300	22.987	19.754	117.526	104.692
9	10:53:38.799	<b>55.579</b>	15.911			132.102	112.597	8	10:53:12.780	<b>58.207</b>	17.026	22.034	19.147	124.044	105.184
10	10:54:34.496	<b>55.697</b>	15.984			135.298	<b>112.976</b>	9	10:54:10.709	<b>57.929</b>	16.725	21.880	19.324	127.339	105.349
<b>(85) Steven HORNE</b>															
1	10:46:12.704	<b>57.824</b>	17.341			87.608	107.372	10	10:55:08.957	<b>58.248</b>	16.681	22.345	19.222	126.618	105.184
2	10:47:09.586	<b>56.882</b>	16.132			<b>131.584</b>	<b>109.832</b>	<b>(16) Gerry KEIRNAN</b>							
3	10:48:06.012	<b>56.426</b>	16.264			131.070	107.030	1	10:46:17.874	<b>1:02.089</b>	18.579	23.470	20.040	87.153	100.762
4	10:49:02.347	<b>56.335</b>	16.097			128.313	107.544	2	10:47:16.820	<b>58.946</b>	16.804	22.638	19.504	126.618	<b>107.372</b>
5	10:49:58.267	<b>55.920</b>	16.059			128.855	106.859	3	10:48:16.389	<b>59.569</b>	<b>16.681</b>	23.213	19.675	<b>128.559</b>	104.529
6	10:50:54.427	<b>56.160</b>	16.344			129.551	107.372	4	10:49:16.068	<b>59.679</b>	16.955	22.919	19.805	126.857	104.366
7	10:51:49.948	<b>55.521</b>	<b>15.961</b>			129.302	107.030	5	10:50:14.857	<b>58.789</b>	16.903	22.540	<b>19.346</b>	127.581	106.351
8	10:52:45.994	<b>56.046</b>	15.987			130.306	106.859	6	10:51:14.448	<b>59.591</b>	17.182	22.967	19.442	127.339	103.242
9	10:53:42.079	<b>56.085</b>	16.045			129.302	106.859	7	10:52:13.896	<b>59.448</b>	17.042	22.925	19.481	124.735	104.204
10	10:54:37.625	<b>55.546</b>	15.984	<b>21.019</b>	<b>18.543</b>	129.053	107.890	8	10:53:12.785	<b>58.889</b>	16.996	22.480	19.413	126.618	105.515
<b>(66) Kevin WATRET</b>															
1	10:46:12.390	<b>57.609</b>	16.905	22.004	<b>18.700</b>	92.435	110.556	9	10:54:11.834	<b>59.049</b>	17.083	<b>22.400</b>	19.566	125.435	105.681
2	10:47:09.426	<b>57.036</b>	16.216	21.792	19.028	<b>131.070</b>	110.922	10	10:55:12.753	<b>1:00.919</b>	17.002	22.687	21.230	125.201	105.184
3	10:48:06.745	<b>57.319</b>	16.361	22.191	18.767	129.551	109.296	<b>(15) Finlay MILNE</b>							
4	10:49:03.517	<b>56.772</b>	16.027	21.781	18.964	130.814	111.105	1	10:46:16.832	<b>1:01.205</b>	18.371	22.958	19.876	90.564	<b>103.084</b>
5	10:50:00.446	<b>56.929</b>	16.068	21.941	18.920	129.302	<b>111.290</b>	2	10:47:16.953	<b>1:00.121</b>	17.203	22.859	20.059	<b>124.968</b>	102.298
6	10:50:57.443	<b>56.997</b>	<b>16.013</b>	22.068	18.916	130.814	111.105	3	10:48:17.029	<b>1:00.076</b>	17.150	22.928	19.998	122.908	101.987
7	10:51:54.324	<b>56.881</b>	16.098	<b>21.751</b>	19.032	130.306	109.653	4	10:49:17.281	<b>1:00.252</b>	17.690	22.582	19.980	122.014	100.460
8	10:52:51.538	<b>57.214</b>	16.290	22.006	18.918	130.053	110.556	5	10:50:16.702	<b>59.421</b>	<b>16.802</b>	22.664	19.955	123.360	101.678
9	10:53:48.889	<b>57.351</b>	16.328	22.066	18.957	128.068	109.832	6	10:51:16.330	<b>59.628</b>	17.177	22.537	19.914	122.236	100.914
10	10:54:45.962	<b>57.073</b>	16.179	21.918	18.976	127.824	111.290	7	10:52:15.888	<b>59.558</b>	17.118	22.706	<b>19.734</b>	122.908	99.863
<b>(800) Gordon CLARK</b>															
1	10:46:13.628	<b>58.709</b>	17.566			88.299	105.848	8	10:53:15.759	<b>59.871</b>	17.100	22.799	19.972	123.587	101.371
2	10:47:10.693	<b>57.065</b>	16.455			125.905	108.941	9	10:54:15.267	<b>59.508</b>	17.282	<b>22.342</b>	19.884	122.908	100.460
3	10:48:07.455	<b>56.762</b>	16.320			126.857	109.653	10	10:55:14.478	<b>59.211</b>	17.016	22.375	19.820	121.572	98.979
4	10:49:04.643	<b>57.188</b>	16.699			126.380	108.588	<b>(74) Christine WATSON</b>							
5	10:50:01.442	<b>56.799</b>	16.461			127.824	109.653	1	10:46:18.823	<b>1:02.432</b>	18.509	23.835	20.088	91.802	106.520
6	10:50:58.310	<b>56.868</b>	<b>16.282</b>			127.581	109.296	2	10:47:19.363	<b>1:00.540</b>	17.525	22.843	20.172	128.313	107.030
7	10:51:55.119	<b>56.809</b>	16.386	<b>21.761</b>	<b>18.662</b>	126.380	109.296	3	10:48:19.920	<b>1:00.557</b>	17.479	23.146	19.932	123.587	105.848
8	10:52:52.403	<b>57.284</b>	16.480			<b>128.313</b>	109.832	4	10:49:19.634	<b>59.714</b>	17.377	22.813	<b>19.524</b>	124.504	<b>109.296</b>
9	10:53:49.492	<b>57.089</b>	16.330			126.380	<b>110.012</b>	5	10:50:19.360	<b>59.726</b>	<b>17.187</b>	22.904	19.635	<b>128.805</b>	106.859
10	10:54:46.178	<b>56.686</b>	16.335			121.352	109.296	6	10:51:19.141	<b>59.781</b>	17.257	22.893	19.631	127.339	106.689
<b>(22) Allan BROWN</b>															
1	10:46:14.005	<b>58.742</b>	17.751	21.935	19.056	88.884	105.515	7	10:52:18.655	<b>59.514</b>	17.303	22.602	19.609	124.273	106.015
2	10:47:11.153	<b>57.148</b>	16.549	21.703	18.896	126.142	105.515	8	10:53:18.142	<b>59.487</b>	17.249	22.674	19.564	127.098	106.520
3	10:48:07.626	<b>56.473</b>	<b>16.384</b>	<b>21.519</b>	<b>18.570</b>	127.824	<b>106.015</b>	9	10:54:17.434	<b>59.292</b>	17.303	<b>22.441</b>	19.548	124.504	107.201
4	10:49:04.985	<b>57.359</b>	16.551	22.029	18.779	<b>129.802</b>	103.721	10	10:55:16.597	<b>59.163</b>	17.405		19.820	128.068	106.859
5	10:50:02.188	<b>57.203</b>	16.539	21.740	18.924	126.857	104.692	<b>(39) Stuart HAMILTON</b>							
6	10:50:59.977	<b>57.789</b>	16.671	21.935	19.183	126.380	103.882	1	10:46:16.390	<b>1:00.864</b>	18.143	22.905	19.816	89.957	<b>105.184</b>
7	10:51:57.656	<b>57.679</b>	16.577	21.915	19.187	125.670	103.084	2	10:47:16.141	<b>59.751</b>	17.287	22.637	1		

## KMSC National Motorcycle Racing AC

KMSC Championship Lightweights

Knockhill 1.267 miles

Race 16 - 2nd Race

27/05/2018 10:45

Race (10 Laps) started at 10:45:09

Lap	Time of Day	Lap Tm	S1	S2	S3	SFSpd	S1Spd	Lap	Time of Day	Lap Tm	S1	S2	S3	SFSpd	S1Spd
3	10:48:18.768	<b>1:00.797</b>	17.515	23.070	20.212	122.908	99.566								
4	10:49:19.129	<b>1:00.361</b>	17.559	22.624	20.178	122.236	99.566								
5	10:50:20.179	<b>1:01.050</b>	17.802	23.129	20.119	122.908	99.863								
6	10:51:21.334	<b>1:01.155</b>	17.640	22.716	20.799	<b>124.273</b>	99.714								
7	10:52:22.146	<b>1:00.812</b>	17.604	22.846	20.362	122.908	99.566								
8	10:53:22.456	<b>1:00.310</b>	<b>17.296</b>	22.896	20.118	122.014	100.161								
9	10:54:22.284	<b>59.828</b>	17.346	<b>22.508</b>	19.974	122.014	100.460								
10	10:55:22.068	<b>59.784</b>	17.380	22.524	<b>19.880</b>	122.236	99.419								

(26) Chris COCHRANE

1	10:46:20.406	<b>1:03.607</b>	19.097	24.232	20.278	85.487	97.967
2	10:47:22.308	<b>1:01.902</b>	17.860	23.763	20.279	<b>118.775</b>	98.688
3	10:48:24.036	<b>1:01.728</b>	17.984			118.565	<b>99.272</b>
4	10:49:25.179	<b>1:01.143</b>	17.798	23.391	19.954	118.565	97.540
5	10:50:26.392	<b>1:01.213</b>	17.894	<b>23.178</b>	20.141	117.526	97.257
6	10:51:27.127	<b>1:00.735</b>	17.534	23.343	19.858	117.321	97.117
7	10:52:27.707	<b>1:00.580</b>	17.527	23.363	<b>19.690</b>	118.775	97.257
8	10:53:29.277	<b>1:01.570</b>	<b>17.487</b>	23.656	20.427	118.565	97.257
9	10:54:31.436	<b>1:02.159</b>	17.765	23.570	20.824	116.912	96.836

(88) Lewis NICOL

1	10:46:18.464	<b>1:02.387</b>	18.505	23.907	<b>19.975</b>	91.303	102.611
---	--------------	-----------------	--------	--------	---------------	--------	---------

Clerk of the Course :

Sig : Time :

Chief Timekeeper : Ian Sharp (SMART Timing)

 Results available at [www.speedhive.com](http://www.speedhive.com) and [www.smart-timing.co.uk](http://www.smart-timing.co.uk)

Printed: 27/05/2018 10:59:03

Orbits



**KMSC National Motorcycle Racing AC****Lapchart****KMSC Championship Lightweights****Knockhill 1.267 miles****Race 16 - 2nd Race****27/05/2018 10:45****Race (10 Laps) started at 10:45:09**

Competitors	Laps											
	0	1	2	3	4	5	6	7	8	9	10	
Scott CAMPBELL (155)	1	155	155	155	155	155	155	155	155	155	155	155
Grant REID (21)	2	21	21	21	21	21	21	21	21	21	21	21
Kevin WATRET (66)	3	66	66	66	85	85	85	85	85	85	85	85
Steven HORNE (85)	4	85	85	85	66	66	66	66	66	66	66	66
Gordon CLARK (800)	5	800	800	800	800	800	800	800	800	800	800	800
Allan BROWN (22)	6	22	22	22	22	22	22	22	22	22	22	22
Stuart HAMILTON (39)	7	39	39	39	39	34	34	34	34	34	34	34
Finlay MILNE (15)	8	15	15	16	16	39	39	39	16	13	13	13
Raymond DUGUID (7)	9	7	7	15	34	16	16	16	13	16	16	16
Gerry KEIRNAN (16)	10	16	16	7	15	15	13	13	39	39	15	15
Lewis NICOL (88)	11	88	88	74	7	13	15	15	15	15	39	74
Christine WATSON (74)	12	74	74	34	74	7	74	74	74	74	74	39
Chris COCHRANE (26)	13	26	26	13	13	74	7	7	7	7	7	7
Kenneth THIRLWALL (34)	14	34	34	26	26	26	26	26	26	26	26	26
Andrew BARTON (13)	15	13	13									
-	16											

Clerk of the Course :

Sig : Time :

Chief Timekeeper : Ian Sharp (SMART Timing)

Results available at [www.speedhive.com](http://www.speedhive.com) and [www.smart-timing.co.uk](http://www.smart-timing.co.uk)

Printed: 27/05/2018 10:59:33

Orbits



# Race Results

## KMSC National Motorcycle Racing AC

Sorted on Laps

KMSC Championship Formula 600's

Knockhill 1.267 miles

Race 17 - 2nd Race

27/05/2018 11:00

Race (10 Laps) started at 11:00:30

Pos	No.	Name	Make/Model	CC	Class	Laps	Total Tm	Diff	Best Tm	In Lap	Avg. Speed
1	64	Sam MUNRO	Kawasaki	ZX6R 600	S6	10	8:45.185		51.469	2	86.847
2	12	William MONIE	Suzuki	GSXR600	S6	10	8:47.409	2.224	51.541	4	86.481
3	8	Jon DICKIE	Yamaha	R6 600	S6	10	8:50.424	5.239	51.855	2	85.990
4	1	Bruce BIRNIE	Kawasaki	ZX6	S6	10	8:50.669	5.484	51.709	9	85.950
5	47	Steven HADDOW	Kawasaki	ZX6R 600	S6	10	8:59.876	14.691	52.664	2	84.484
6	91	Lewis SHAND	Yamaha	R6 600	S6	10	8:59.935	14.750	52.715	4	84.475
7	19	Kristopher DUNCAN	Kawasaki	ZX6R 600	S6	10	9:00.843	15.658	52.002	7	84.333
8	38	William BERGIN	Kawasaki	ZX6R 600	S6	10	9:01.719	16.534	52.780	3	84.197
9	26	Alan McGREGOR	Kawasaki	ZX6	S6	10	9:03.228	18.043	53.084	6	83.963
10	87	Steven ALLISON	Kawasaki	ZX6R 600	S6	10	9:03.711	18.526	53.082	6	83.888
11	11	Patrick FORMAN	Kawasaki	ZX6R 600	S6	10	9:10.758	25.573	53.626	3	82.815
12	85	Steve HORNE	Triumph	Daytona 675	S6	10	9:10.773	25.588	53.633	10	82.813
13	28	Paul BOWERBANK	Yamaha	R6 600	S6	10	9:30.540	45.355	55.007	3	79.943
14	48	Mark FARRELL	Yamaha	R6 600	S6	10	9:32.002	46.817	55.616	7	79.739
15	27	Andrew DONALD	Kawasaki	ZX6R 600	S6	10	9:33.191	48.006	55.039	3	79.574
16	58	Barry STEWART	Kawasaki	ZX6R 600	S6	10	9:40.055	54.870	55.507	3	78.632
17	7	Paul MacKEY	Kawasaki	ZX6R 600	S6	10	9:40.246	55.061	56.651	3	78.606
18	9	Rishon HICKEY	Kawasaki	WK650	S6	9	8:50.107	1 Lap	56.975	5	77.437
19	76	Steven BEATTIE	Triumph	Daytona 675R	S6	9	8:53.027	1 Lap	56.957	4	77.013
20	50	Calum JACKSON	Triumph	Daytona 675	S6	9	8:53.749	1 Lap	57.511	2	76.908
21	103	Richard DUNCAN	BMW	S1000RR	S6	9	8:54.168	1 Lap	57.253	5	76.848
22	25	Jim PURVIS	Yamaha	R6 600	S6	9	8:54.478	1 Lap	57.150	3	76.804
23	92	Christopher SCOTT	Yamaha	R6 600	S6	9	9:06.174	1 Lap	59.224	2	75.159
24	71	Mike CRITCHELL	Yamaha	R6 600	S6	9	9:46.391	1 Lap	1:02.665	2	70.004
Not classified											
DNF	55	James McLAREN	Suzuki	GSXR600	S6	5	4:38.478	DNF	53.719	2	81.893
DNF	5	Simon SMAIL	Triumph	Daytona 675R	S6	5	4:38.588	DNF	53.813	3	81.861
DNS	22	Chris SPELLMAN	Yamaha	R6 600	S6			DNS		0	-

Margin of Victory	Avg. Speed	Best Lap Tm	Best Speed	Best Lap by
2.224	86.847	51.469	88.618	64 - Sam MUNRO

Clerk of the Course :

Orbits

Sig : Time :

Chief Timekeeper : Ian Sharp (SMART Timing)

 Results available at [www.speedhive.com](http://www.speedhive.com) and [www.smart-timing.co.uk](http://www.smart-timing.co.uk)

Printed: 27/05/2018 15:54:52



## KMSC National Motorcycle Racing AC

KMSC Championship Formula 600's

Knockhill 1.267 miles

Race 17 - 2nd Race

27/05/2018 11:00

Race (10 Laps) started at 11:00:30

Lap	Time of Day	Lap Tm	S1	S2	S3	SFSpd	S1Spd	Lap	Time of Day	Lap Tm	S1	S2	S3	SFSpd	S1Spd	
<b>(64) Sam MUNRO</b>																
1	11:01:28.460	<b>53.416</b>	15.951	20.191	17.274	94.919	119.196	1	11:01:32.215	<b>55.561</b>	17.072	20.702	17.787	112.408	121.352	
2	11:02:19.929	<b>51.469</b>	<b>14.741</b>	<b>19.480</b>	17.248	146.204	120.480	2	11:02:24.932	<b>52.717</b>	15.173	19.986	17.558	146.204	<b>123.587</b>	
3	11:03:11.594	<b>51.665</b>	14.825	19.621	17.219	145.886	121.133	3	11:03:17.428	<b>52.496</b>	<b>15.016</b>	19.990	17.490	<b>148.140</b>	122.459	
4	11:04:03.351	<b>51.757</b>	14.793	19.651	17.313	146.523	120.480	4	11:04:09.864	<b>52.436</b>	15.025	19.906	17.505	147.489	122.908	
5	11:04:55.075	<b>51.724</b>	14.787	19.727	17.210	145.255	121.133	5	11:05:02.365	<b>52.501</b>	15.217	19.925	17.359	143.392	122.683	
6	11:05:47.086	<b>52.011</b>	15.008	19.655	17.348	145.570	121.133	6	11:05:55.227	<b>52.862</b>	15.284	19.867	17.711	143.699	121.572	
7	11:06:38.939	<b>51.853</b>	14.821	19.752	17.280	144.628	121.133	7	11:06:47.229	<b>52.002</b>	15.064	19.683	<b>17.255</b>	145.255	121.792	
8	11:07:30.884	<b>51.945</b>	15.183	19.578	<b>17.184</b>	144.008	120.480	8	11:07:40.039	<b>52.810</b>	15.059	19.978	17.773	145.570	122.683	
9	11:08:23.382	<b>52.498</b>	14.876	20.238	17.384	<b>146.844</b>	<b>121.352</b>	9	11:08:38.440	<b>58.401</b>	20.081	20.400	17.920	129.053	114.910	
10	11:09:15.272	<b>51.890</b>	14.895	19.681	17.314	145.255	120.915	10	11:09:30.930	<b>52.490</b>	15.236	<b>19.672</b>	17.582	143.392	122.236	
<b>(12) William MONIE</b>																
1	11:01:28.628	<b>53.348</b>	15.699	20.418	17.231	96.143	123.133	1	11:01:30.214	<b>54.667</b>	16.468	20.426	17.773	93.988	120.265	
2	11:02:20.254	<b>51.626</b>	<b>14.853</b>	19.625	17.148	<b>150.804</b>	124.735	2	11:02:23.344	<b>53.130</b>	15.473	20.004	17.653	142.479	120.915	
3	11:03:12.194	<b>51.940</b>	14.923	19.559	17.458	150.465	123.360	3	11:03:16.124	<b>52.780</b>	15.235	19.883	17.662	143.699	120.265	
4	11:04:03.735	<b>51.541</b>	14.907	<b>19.479</b>	17.155	149.128	124.968	4	11:04:09.210	<b>53.086</b>	15.129	20.375	17.582	141.577	<b>121.572</b>	
5	11:04:55.426	<b>51.691</b>	14.870	19.577	17.244	149.460	124.968	5	11:05:02.429	<b>53.219</b>	15.252	20.314	17.653	137.516	120.265	
6	11:05:47.187	<b>51.761</b>	14.979	19.682	<b>17.100</b>	148.468	124.968	6	11:05:57.114	<b>54.685</b>	15.806	20.184	18.695	136.954	118.985	
7	11:06:38.976	<b>51.789</b>	14.942	19.716	17.131	147.166	125.435	7	11:06:49.902	<b>52.788</b>	15.023	<b>19.790</b>	17.975	141.577	121.133	
8	11:07:31.199	<b>52.223</b>	15.264	19.838	17.121	147.489	123.587	8	11:07:42.712	<b>52.810</b>	15.100	20.159	<b>17.551</b>	141.877	119.835	
9	11:08:24.738	<b>53.539</b>	14.897	20.662	17.980	149.128	<b>125.670</b>	9	11:08:37.195	<b>54.483</b>	<b>15.022</b>	20.155	19.306	<b>144.317</b>	119.835	
10	11:09:17.496	<b>52.758</b>	15.151	20.027	17.580	148.468	125.670	10	11:09:31.806	<b>54.611</b>	16.608	20.245	17.758	132.362	116.103	
<b>(26) Alan Mcgregor</b>																
1	11:01:31.154	<b>55.353</b>	16.761					1	11:01:31.154	<b>55.353</b>	16.761			99.125	120.265	
2	11:02:24.805	<b>53.651</b>	15.510					2	11:02:24.805	<b>53.651</b>	15.510			141.279	121.352	
3	11:03:18.525	<b>53.720</b>	15.403	20.270	18.047	143.087	<b>122.683</b>	3	11:03:18.525	<b>53.720</b>	15.403	20.270	18.047	143.087	<b>122.683</b>	
4	11:04:12.300	<b>53.775</b>	15.703	<b>20.184</b>	17.888	141.279	120.265	4	11:04:12.300	<b>53.775</b>	15.703	<b>20.184</b>	17.888	141.279	120.265	
5	11:05:05.461	<b>53.161</b>	<b>15.180</b>			144.008	120.915	5	11:05:05.461	<b>53.161</b>	<b>15.180</b>			<b>144.008</b>	120.915	
6	11:05:58.545	<b>53.084</b>	15.180			143.087	120.915	6	11:05:58.545	<b>53.084</b>	15.180			143.087	120.915	
7	11:06:52.445	<b>53.900</b>	15.759	20.316	<b>17.825</b>	140.687	119.835	7	11:06:52.445	<b>53.900</b>	15.759	20.316	<b>17.825</b>	140.687	119.835	
8	11:07:45.866	<b>53.421</b>	15.441			140.687	120.265	8	11:07:45.866	<b>53.421</b>	15.441			140.687	120.265	
9	11:08:39.549	<b>53.683</b>	15.517			142.479	120.697	9	11:08:39.549	<b>53.683</b>	15.517			142.479	120.697	
10	11:09:33.315	<b>53.766</b>	15.277	20.655	17.834	142.479	120.480	10	11:09:33.315	<b>53.766</b>	15.277	20.655	17.834	142.479	120.480	
<b>(87) Steven ALLISON</b>																
1	11:01:31.634	<b>55.607</b>	16.657	20.849	18.101	97.824	117.733	1	11:01:31.634	<b>55.607</b>	16.657	20.849	18.101	97.824	117.733	
2	11:02:25.072	<b>53.438</b>	15.393	20.117	17.928	137.234	117.940	2	11:02:25.072	<b>53.438</b>	15.393	20.117	17.928	137.234	117.940	
3	11:03:18.654	<b>53.582</b>	15.478	20.130	17.974	139.517	<b>118.147</b>	3	11:03:18.654	<b>53.582</b>	15.478	20.130	17.974	139.517	<b>118.147</b>	
4	11:04:12.588	<b>53.934</b>	15.685	20.275	17.974	<b>141.577</b>	115.504	4	11:04:12.588	<b>53.934</b>	15.685	20.275	17.974	<b>141.577</b>	115.504	
5	11:05:05.992	<b>53.404</b>	15.516	<b>19.912</b>	17.976	141.279	117.733	5	11:05:05.992	<b>53.404</b>	15.516	<b>19.912</b>	17.976	141.279	117.733	
6	11:05:59.074	<b>53.082</b>	<b>15.228</b>	20.057	<b>17.797</b>	139.227	117.733	6	11:05:59.074	<b>53.082</b>	<b>15.228</b>	20.057	<b>17.797</b>	139.227	117.733	
7	11:06:52.694	<b>53.620</b>	15.689	20.027	17.904	138.652	118.147	7	11:06:52.694	<b>53.620</b>	15.689	20.027	17.904	138.652	118.147	
8	11:07:46.310	<b>53.616</b>	15.462	20.286	17.868	138.652	117.733	8	11:07:46.310	<b>53.616</b>	15.462	20.286	17.868	138.652	117.733	
9	11:08:40.112	<b>53.802</b>	15.437	20.351	18.014	139.517	118.147	9	11:08:40.112	<b>53.802</b>	15.437	20.351	18.014	139.517	118.147	
10	11:09:33.798	<b>53.686</b>	15.250	20.417	18.019	139.517	117.940	10	11:09:33.798	<b>53.686</b>	15.250	20.417	18.019	139.517	117.940	
<b>(11) Patrick FORMAN</b>																
1	11:01:32.861	<b>56.906</b>	17.236	21.609	18.061	95.868	115.305	1	11:01:32.861	<b>56.906</b>	17.236	21.609	18.061	95.868	115.305	
2	11:02:27.400	<b>54.539</b>	15.652	20.839	18.048	139.517	114.714	2	11:02:27.400	<b>54.539</b>	15.652	20.839	18.048	139.517	114.714	
3	11:03:21.026	<b>53.626</b>	<b>15.440</b>	20.355	<b>17.831</b>	138.366	117.116	3	11:03:21.026	<b>53.626</b>	<b>15.440</b>	20.355	<b>17.831</b>	138.366	117.116	
4	11:04:14.926	<b>53.900</b>	15.566	<b>20.314</b>	18.020	136.675	<b>118.356</b>	4	11:04:14.926	<b>53.900</b>	15.566	<b>20.314</b>	18.020	136.675	<b>118.356</b>	
5	11:05:09.142	<b>54.216</b>	15.685	20.698	17.833	138.081	118.147	5	11:05:09.142	<b>54.216</b>	15.685	20.698	17.833	138.081	118.147	
6	11:06:03.163	<b>54.021</b>	15.650	20.403	17.968	138.652	118.147	6	11:06:03.163	<b>54.021</b>	15.650	20.403	17.968	138.652	118.147	
7	11:06:58.899	<b>55.736</b>	15.647	21.769	18.320	138.939	116.304	7	11:06:58.899	<b>55.736</b>	15.647	21.769	18.320	138.939	116.304	
8	11:07:53.187	<b>54.288</b>	15.624	20.729	17.935	138.081	117.116	8	11:07:53.187	<b>54.288</b>	15.624	20.729	17.935	138.081	117.116	
9	11:08:47.063	<b>53.876</b>	15.472	20.437	17.967	138.939	117.116	9	11:08:47.063	<b>53.876</b>	15.472	20.437	17.967	138.939	117.116	
10	11:09:40.845	<b>53.782</b>	15.541	20.320	17.921	<b>140.392</b>	116.304	10	11:09:40.845	<b>53.782</b>	15.541	20.320	17.921	<b>140.392</b>	116.304	
<b>(85) Steve HORNE</b>																
1	11:01:33.424	<b>57.377</b>	17.792	21.725	17.860	102.454	105.515	1	11:01:33.424	<b>57.377</b>	17.792	21.725	17.860	102.454	105.515	
2	11:02:27.635	<b>54.211</b>	<b>15.260</b>	21.251	17.700	142.177	120.697	2	11:02:27.635	<b>54.211</b>	<b>15.260</b>	21.251	17.700	142.177	120.697	
3	11:03:21.325	<b>53.690</b>	15.369	20.723	17.598	141.577	122.683	3	11:03:21.325	<b>53.690</b>	15.369	20.723	17.598	141.577	122.683	
4	11:04:15.353	<b>54.028</b>	15.841	20.613	<b>17.574</b>	<b>145.886</b>	121.572	4	11:04:15.353	<b>54.028</b>	15.841	20.613	<b>17.574</b>	<b>145.886</b>	121.572	
5	11:05:09.619	<b>54.266</b>	15.433	21.086	17.747	140.099	<b>123.815</b>	5	11:05:09.619	<b>54.266</b>	15.433	21.086	17.747	140.099	<b>123.815</b>	
6	11:06:03.816	<b>54.197</b>	16.029	<b>20.434</b>	17.734	139.517	120.049	6	11:06:03.816	<b>54.197</b>	16.029	<b>20.434</b>	17.734	139.517	120.049	
7	11:06:59.187	<b>55.371</b>	15.456	21.906	18.009	139.517	121.792	7	11:06:59.187	<b>55.371</b>	15.456	21.906	18.009	139.517	121.792	
8	11:07:53.388	<b>54.201</b>	15.668	20.853	17.680	142.177	122.014	8	11:07:53.388	<b>54.201</b>	15.668	20.853	17.680	142.177	122.014	
9	11:08:47.227	<b>53.839</b>	15.428	20.708	17.703	141.877	121.352	9	11:08:47.227	<b>53.839</b>	15.428	20.708	17.703	141.877	1	

## KMSC National Motorcycle Racing AC

KMSC Championship Formula 600's

Knockhill 1.267 miles

Race 17 - 2nd Race

27/05/2018 11:00

Race (10 Laps) started at 11:00:30

Lap	Time of Day	Lap Tm	S1	S2	S3	SFSpd	S1Spd	Lap	Time of Day	Lap Tm	S1	S2	S3	SFSpd	S1Spd
<b>(48) Mark FARRELL</b>															
1	11:01:36.660	<b>59.834</b>	17.994	23.212	18.628	101.832	110.374	1	11:01:38.675	<b>1:01.424</b>	18.150	24.007	19.267	102.142	108.941
2	11:02:32.353	<b>55.693</b>	15.775	<b>21.311</b>	18.607	136.398	<b>119.835</b>	2	11:02:36.186	<b>57.511</b>	<b>16.077</b>	22.153	19.281	<b>137.516</b>	111.474
3	11:03:28.065	<b>55.712</b>	15.874	21.348	18.490	<b>140.687</b>	119.835	3	11:03:34.722	<b>58.536</b>	16.882	22.383	19.271	127.581	110.739
4	11:04:23.969	<b>55.904</b>	15.957	21.452	18.495	139.227	119.196	4	11:04:32.300	<b>57.578</b>	16.307	21.962	19.309	129.551	113.935
5	11:05:19.758	<b>55.789</b>	15.764	21.408	18.617	139.227	119.835	5	11:05:29.884	<b>57.584</b>	16.296	<b>21.853</b>	19.435	127.581	<b>117.733</b>
6	11:06:16.440	<b>56.682</b>	16.200	21.926	18.556	136.121	118.565	6	11:06:28.407	<b>58.523</b>	16.761	22.168	19.594	123.360	116.709
7	11:07:12.056	<b>55.616</b>	15.859	21.347	<b>18.410</b>	137.234	118.356	7	11:07:26.859	<b>58.452</b>	16.480	22.674	19.298	133.947	101.524
8	11:08:08.087	<b>56.031</b>	<b>15.761</b>	21.716	18.554	140.687	118.985	8	11:08:25.159	<b>58.300</b>	16.477	22.395	19.428	132.362	115.903
9	11:09:04.966	<b>56.879</b>	15.832	22.350	18.697	140.099	117.526	9	11:09:23.836	<b>58.677</b>	16.440	23.069	<b>19.168</b>	128.805	114.129
10	11:10:02.089	<b>57.123</b>	16.040	21.946	19.137	138.652	118.147	<b>(50) Calum JACKSON</b>							
<b>(50) Calum JACKSON</b>															
1	11:01:38.660	<b>59.834</b>	17.994	23.212	18.628	101.832	110.374	1	11:01:38.675	<b>1:01.424</b>	18.150	24.007	19.267	102.142	108.941
2	11:02:32.353	<b>55.693</b>	15.775	<b>21.311</b>	18.607	136.398	<b>119.835</b>	2	11:02:36.186	<b>57.511</b>	<b>16.077</b>	22.153	19.281	<b>137.516</b>	111.474
3	11:03:28.065	<b>55.712</b>	15.874	21.348	18.490	<b>140.687</b>	119.835	3	11:03:34.722	<b>58.536</b>	16.882	22.383	19.271	127.581	110.739
4	11:04:23.969	<b>55.904</b>	15.957	21.452	18.495	139.227	119.196	4	11:04:32.300	<b>57.578</b>	16.307	21.962	19.309	129.551	113.935
5	11:05:19.758	<b>55.789</b>	15.764	21.408	18.617	139.227	119.835	5	11:05:29.884	<b>57.584</b>	16.296	<b>21.853</b>	19.435	127.581	<b>117.733</b>
6	11:06:16.440	<b>56.682</b>	16.200	21.926	18.556	136.121	118.565	6	11:06:28.407	<b>58.523</b>	16.761	22.168	19.594	123.360	116.709
7	11:07:12.056	<b>55.616</b>	15.859	21.347	<b>18.410</b>	137.234	118.356	7	11:07:26.859	<b>58.452</b>	16.480	22.674	19.298	133.947	101.524
8	11:08:08.087	<b>56.031</b>	<b>15.761</b>	21.716	18.554	140.687	118.985	8	11:08:25.159	<b>58.300</b>	16.477	22.395	19.428	132.362	115.903
9	11:09:04.966	<b>56.879</b>	15.832	22.350	18.697	140.099	117.526	9	11:09:23.836	<b>58.677</b>	16.440	23.069	<b>19.168</b>	128.805	114.129
10	11:10:02.089	<b>57.123</b>	16.040	21.946	19.137	138.652	118.147	<b>(103) Richard DUNCAN</b>							
<b>(103) Richard DUNCAN</b>															
1	11:01:36.660	<b>59.834</b>	17.994	23.212	18.628	101.832	110.374	1	11:01:40.110	<b>1:02.093</b>	18.190	24.584	19.319	100.460	99.566
2	11:02:32.353	<b>55.693</b>	15.775	<b>21.311</b>	18.607	136.398	<b>119.835</b>	2	11:02:39.420	<b>59.310</b>	17.271	22.686	19.353	126.618	111.660
3	11:03:28.065	<b>55.712</b>	15.874	21.348	18.490	<b>140.687</b>	119.835	3	11:03:37.156	<b>57.736</b>	16.752	22.276	<b>18.708</b>	127.339	111.846
4	11:04:23.969	<b>55.904</b>	15.957	21.452	18.495	139.227	119.196	4	11:04:34.426	<b>57.270</b>	<b>16.416</b>	<b>21.813</b>	19.041	129.802	113.357
5	11:05:19.758	<b>55.789</b>	15.764	21.408	18.617	139.227	119.835	5	11:05:31.679	<b>57.253</b>	16.469	21.901	18.883	128.068	<b>113.935</b>
6	11:06:16.440	<b>56.682</b>	16.200	21.926	18.556	136.121	118.565	6	11:06:29.632	<b>57.953</b>	16.984	21.997	18.972	122.683	112.786
7	11:07:12.056	<b>55.616</b>	15.859	21.347	<b>18.410</b>	137.234	118.356	7	11:07:27.741	<b>58.109</b>	16.516	22.745	18.848	126.618	113.742
8	11:08:08.087	<b>56.031</b>	<b>15.761</b>	21.716	18.554	140.687	118.985	8	11:08:26.232	<b>58.491</b>	16.577	22.919	18.995	124.735	112.786
9	11:09:04.966	<b>56.879</b>	15.832	22.350	18.697	140.099	117.526	9	11:09:24.255	<b>58.023</b>	16.501	22.453	19.069	<b>134.484</b>	106.859
10	11:10:02.089	<b>57.123</b>	16.040	21.946	19.137	138.652	118.147	<b>(25) Jim PURVIS</b>							
<b>(25) Jim PURVIS</b>															
1	11:01:36.660	<b>59.834</b>	17.994	23.212	18.628	101.832	110.374	1	11:01:39.491	<b>1:02.280</b>	18.548	24.232	19.500	96.419	107.201
2	11:02:32.353	<b>55.693</b>	15.775	<b>21.311</b>	18.607	136.398	<b>119.835</b>	2	11:02:38.062	<b>58.571</b>	16.760	22.646	19.165	122.908	<b>114.714</b>
3	11:03:28.065	<b>55.712</b>	15.874	21.348	18.490	<b>140.687</b>	119.835	3	11:03:35.212	<b>57.150</b>	<b>15.960</b>	<b>22.082</b>	19.108	127.339	114.714
4	11:04:23.969	<b>55.904</b>	15.957	21.452	18.495	139.227	119.196	4	11:04:32.706	<b>57.494</b>	16.098	22.150	19.246	128.313	112.976
5	11:05:19.758	<b>55.789</b>	15.764	21.408	18.617	139.227	119.835	5	11:05:30.260	<b>57.554</b>	16.135	22.181	19.238	<b>129.802</b>	112.786
6	11:06:16.440	<b>56.682</b>	16.200	21.926	18.556	136.121	118.565	6	11:06:28.842	<b>58.582</b>	16.597	22.323	19.662	122.459	112.408
7	11:07:12.056	<b>55.616</b>	15.859	21.347	<b>18.410</b>	137.234	118.356	7	11:07:27.566	<b>58.724</b>	16.481	23.108	19.135	124.735	110.374
8	11:08:08.087	<b>56.031</b>	<b>15.761</b>	21.716	18.554	140.687	118.985	8	11:08:25.876	<b>58.310</b>	16.057	22.773	19.480	125.905	112.786
9	11:09:04.966	<b>56.879</b>	15.832	22.350	18.697	140.099	117.526	9	11:09:24.565	<b>58.689</b>	16.154	23.439	<b>19.096</b>	126.142	114.129
10	11:10:02.089	<b>57.123</b>	16.040	21.946	19.137	138.652	118.147	<b>(92) Christopher SCOTT</b>							
<b>(92) Christopher SCOTT</b>															
1	11:01:36.660	<b>59.834</b>	17.994	23.212	18.628	101.832	110.374	1	11:01:39.755	<b>1:02.537</b>	18.816	24.272	19.449	105.515	104.204
2	11:02:32.353	<b>55.693</b>	15.775	<b>21.311</b>	18.607	136.398	<b>119.835</b>	2	11:02:38.979	<b>59.224</b>	<b>16.940</b>	23.056	19.228	130.560	<b>115.504</b>
3	11:03:28.065	<b>55.712</b>	15.874	21.348	18.490	<b>140.687</b>	119.835	3	11:03:38.443	<b>59.464</b>	17.010	23.258	<b>19.196</b>	<b>133.947</b>	113.549
4	11:04:23.969	<b>55.904</b>	15.957	21.452	18.495	139.227	119.196	4	11:04:37.807	<b>59.364</b>	17.134	<b>22.812</b>	19.418	129.551	114.518
5	11:05:19.758	<b>55.789</b>	15.764	21.408	18.617	139.227	119.835	5	11:05:37.905	<b>1:00.098</b>	17.507	23.322	19.269	124.273	113.742
6	11:06:16.440	<b>56.682</b>	16.200	21.926	18.556	136.121	118.565	6	11:06:37.641	<b>59.736</b>	17.164	23.173	19.399	120.049	114.910
7	11:07:12.056	<b>55.616</b>	15.859	21.347	<b>18.410</b>	137.234	118.356	7	11:07:36.925	<b>59.284</b>	17.010	23.041	19.233	124.968	110.012
8	11:08:08.087	<b>56.031</b>	<b>15.761</b>	21.716	18.554	140.687	118.985	8	11:08:36.751	<b>59.826</b>	17.069	22.847	19.910	127.098	113.549
9	11:09:04.966	<b>56.879</b>	15.832	22.350	18.697	140.099	117.526	9	11:09:36.261	<b>59.510</b>	17.161	22.975	19.374	125.905	109.653
10	11:10:02.089	<b>57.123</b>	16.040	21.946	19.137	138.652	118.147	<b>(71) Mike CRITCHELL</b>							
<b>(71) Mike CRITCHELL</b>															
1	11:01:36.660	<b>59.834</b>	17.994	23.212	18.628	101.832	110.374	1	11:01:43.470	<b>1:05.213</b>	19.759	24.959	20.495	88.884	105.020
2	11:02:32.353	<b>55.693</b>	15.775	<b>21.311</b>	18.607	136.398	<b>119.835</b>	2	11:02:46.135	<b>1:02.665</b>	17.512	<b>24.587</b>	20.566	<b>135.025</b>	104.043
3	11:03:28.065	<b>55.712</b>	15.874	21.348	18.490	<b>140.687</b>	119.835	3	11:03:49.130	<b>1:02.995</b>	<b>17.353</b>	25.179	20.463	132.886	105.020
4	11:04:23.969	<b>55.904</b>	15.957	21.452	18.495	139.227	119.196	4	11:04:52.463	<b>1:03.333</b>	17.893	24.982	20.458	134.484	102.142
5	11:05:19.758	<b>55.789</b>	15.764	21.408	18.617	139.227	119.835	5	11:05:58.237	<b>1:05.774</b>	19.360	25.095	21.319	122.459	97.824
6															

## KMSC National Motorcycle Racing AC

## Lapchart

**KMSC Championship Formula 600's**

**Knockhill 1.267 miles**

**Race 17 - 2nd Race**

**27/05/2018 11:00**

**Race (10 Laps) started at 11:00:30**

Competitors	Laps											
	0	1	2	3	4	5	6	7	8	9	10	
Sam MUNRO (64)	1	64	64	64	64	64	64	64	64	64	64	64
William MONIE (12)	2	12	12	12	12	12	12	12	12	12	12	12
Steven HADDOW (47)	3	47	8	8	8	8	8	8	8	8	8	8
Bruce BIRNIE (1)	4	1	47	47	1	1	1	1	1	1	1	1
William BERGIN (38)	5	38	38	1	47	47	19	19	19	19	47	47
Lewis SHAND (91)	6	91	1	38	38	38	38	47	47	38	91	91
Jon DICKIE (8)	7	8	91	91	91	19	47	91	38	47	38	19
Alan McGREGOR (26)	8	26	26	26	19	91	91	38	91	91	19	38
Simon SMAIL (5)	9	5	87	19	26	26	26	26	26	26	26	26
Patrick FORMAN (11)	10	11	5	87	87	87	87	87	87	87	87	87
Steven ALLISON (87)	11	87	19	5	5	5	55	11	11	11	11	11
Steve HORNE (85)	12	85	11	55	55	55	5	85	85	85	85	85
James McLAREN (55)	13	55	55	11	11	11	11	58	48	48	48	28
Andrew DONALD (27)	14	27	85	85	85	85	85	48	28	28	28	48
Barry STEWART (58)	15	58	58	58	58	58	58	28	27	27	27	27
Paul MacKEY (7)	16	7	7	48	48	48	48	27	58	58	58	58
Kristopher DUNCAN (19)	17	19	27	7	27	27	27	7	7	7	7	7
Mark FARRELL (48)	18	48	48	27	28	28	28	9	9	9	9	9
Rishon HICKEY (9)	19	9	28	28	7	7	7	50	50	76	76	76
Steven BEATTIE (76)	20	76	76	50	9	9	9	25	76	50	50	50
Jim PURVIS (25)	21	25	50	9	50	50	50	76	25	25	103	103
Christopher SCOTT (92)	22	92	9	25	25	25	25	103	103	103	25	25
Calum JACKSON (50)	23	50	25	76	76	76	76	92	92	92	92	92
Paul BOWERBANK (28)	24	28	92	92	103	103	103	71	71	71	71	71
Richard DUNCAN (103)	25	103	103	103	92	92	92					
Mike CRITCHELL (71)	26	71	71	71	71	71	71					
-	27											

Clerk of the Course :

Sig : Time :

Chief Timekeeper : Ian Sharp (SMART Timing)

Results available at [www.speedhive.com](http://www.speedhive.com) and [www.smart-timing.co.uk](http://www.smart-timing.co.uk)

Printed: 27/05/2018 15:55:37

Orbits





# Race Results

## KMSC National Motorcycle Racing AC

Sorted on Laps

KMSC Championship 125's &amp; KMSC F400's

Knockhill 1.267 miles

Race 18 - 3rd Race

27/05/2018 11:15

Race (10 Laps) started at 11:22:28

Pos	No.	Name	Make/Model	CC	Class	Laps	Total Tm	Diff	Best Tm	In Lap	Avg. Speed
1	69	Mark BOWRAN	Kawasaki	ZXR400	F400	10	9:56.367		58.324	6	76.481
2	58	James McLAREN	Suzuki	GSXR600	F400	10	9:56.811	0.444	58.474	6	76.424
3	118	Rod WALKER	Kawasaki	ZXR400	F400	10	10:38.441	42.074	1:02.364	8	71.441
4	22	Ross MAGUIRE	Aprilia	RS125	F125	10	10:47.843	51.476	1:02.370	6	70.404
5	122	Logan TURNER	Aprilia	RS125	F125	10	10:59.187	1:02.820	1:03.336	5	69.193
6	33	Declan CONNELL	Aprilia	RS125	F125	9	9:57.766	1 Lap	1:03.698	8	68.672
7	12	Jimmy MUIR	Aprilia	RS125	F125	9	10:04.887	1 Lap	1:05.180	6	67.864
8	27	Jordan HAY	Aprilia	RS125	F125	9	10:20.516	1 Lap	1:07.555	6	66.154
Not classified											
DNF	55	Owen PATERSON	Aprilia	RS125	F125	8	8:50.110	DNF	1:04.668	7	68.832
DNF	16	Mia KELLAS	Aprilia	RS125	F125			DNF		0	-
DNS	39	Stuart HAMILTON	Kawasaki	ZXR400	F400			DNS		0	-
DNS	117	Lianne MAYHEW	Kawasaki	ER6	F400			DNS		0	-
DNS	8	Nathan ALLARDYCE	Aprilia	RS125	F125			DNS		0	-
DNS	99	Marc GIBSON	Kawasaki	ZXR400	F400			DNS		0	-

Margin of Victory	Avg. Speed	Best Lap Tm	Best Speed	Best Lap by
0.444	76.481	58.324	78.203	69 - Mark BOWRAN

Clerk of the Course :

Orbits

Sig : Time :

Chief Timekeeper : Ian Sharp (SMART Timing)

 Results available at [www.speedhive.com](http://www.speedhive.com) and [www.smart-timing.co.uk](http://www.smart-timing.co.uk)

Printed: 27/05/2018 11:37:11



## KMSC National Motorcycle Racing AC

KMSC Championship 125's &amp; KMSC F400's

Knockhill 1.267 miles

Race 18 - 3rd Race

27/05/2018 11:15

Race (10 Laps) started at 11:22:28

Lap	Time of Day	Lap Tm	S1	S2	S3	SFSpd	S1Spd
<b>(69) Mark BOWRAN</b>							
1	11:23:35.376	<b>1:01.098</b>	18.564	23.101	19.433	82.747	100.011
2	11:24:33.902	<b>58.526</b>	17.005	22.378	19.143	121.792	101.987
3	11:25:32.236	<b>58.334</b>	<b>16.798</b>	22.372	19.164	122.014	<b>103.084</b>
4	11:26:31.741	<b>59.505</b>	17.117	23.048	19.340	<b>122.908</b>	101.371
5	11:27:30.390	<b>58.649</b>	16.904	22.595	19.150	118.985	103.084
6	11:28:28.714	<b>58.324</b>	17.245	<b>22.060</b>	19.019	121.352	101.678
7	11:29:28.259	<b>59.545</b>	16.985	23.316	19.244	121.572	100.310
8	11:30:26.933	<b>58.674</b>	17.021	22.706	<b>18.947</b>	121.352	100.762
9	11:31:26.393	<b>59.460</b>	17.177	22.442	19.841	122.908	100.310
10	11:32:25.071	<b>58.678</b>	17.068	22.290	19.320	120.697	98.111

Lap	Time of Day	Lap Tm	S1	S2	S3	SFSpd	S1Spd
<b>(58) James McLAREN</b>							
1	11:23:34.308	<b>1:00.209</b>	17.847	22.593	19.769	79.043	97.824
2	11:24:33.403	<b>59.095</b>	17.149	22.202	19.744	116.912	95.188
3	11:25:32.442	<b>59.039</b>	17.030	22.361	19.648	117.733	96.976
4	11:26:31.732	<b>59.290</b>	16.932	22.622	19.736	119.196	96.005
5	11:27:30.345	<b>58.613</b>	16.847	22.188	19.578	116.709	96.281
6	11:28:28.819	<b>58.474</b>	16.901	<b>22.061</b>	<b>19.512</b>	118.775	96.976
7	11:29:27.982	<b>59.163</b>	16.949	22.686	19.528	118.147	96.836
8	11:30:26.479	<b>58.497</b>	<b>16.790</b>	22.082	19.625	118.775	96.419
9	11:31:26.572	<b>1:00.093</b>	18.258	22.201	19.634	116.506	<b>98.688</b>
10	11:32:25.515	<b>58.943</b>	16.968	22.454	19.521	<b>120.265</b>	93.857

Lap	Time of Day	Lap Tm	S1	S2	S3	SFSpd	S1Spd
<b>(118) Rod WALKER</b>							
1	11:23:41.411	<b>1:05.300</b>	19.727	24.352	21.221	76.432	93.857
2	11:24:43.870	<b>1:02.459</b>	17.852	23.877	<b>20.730</b>	117.116	96.419
3	11:25:46.680	<b>1:02.810</b>	18.030	23.935	20.845	118.985	95.459
4	11:26:49.159	<b>1:02.479</b>	17.780	23.511	21.188	117.526	<b>97.257</b>
5	11:27:52.586	<b>1:03.427</b>	18.014	24.246	21.167	117.940	96.143
6	11:28:55.576	<b>1:02.990</b>	17.999	23.873	21.118	115.107	96.558
7	11:29:58.255	<b>1:02.679</b>	<b>17.733</b>	24.020	20.926	118.147	96.281
8	11:31:00.619	<b>1:02.364</b>	18.020	<b>23.493</b>	20.851	<b>119.409</b>	96.558
9	11:32:03.528	<b>1:02.909</b>	17.910	24.073	20.926	119.196	94.785
10	11:33:07.145	<b>1:03.617</b>	17.923	24.532	21.162	118.775	96.005

Lap	Time of Day	Lap Tm	S1	S2	S3	SFSpd	S1Spd
<b>(22) Ross MAGUIRE</b>							
1	11:23:43.831	<b>1:07.472</b>	20.420	24.921	22.131	78.123	<b>86.257</b>
2	11:24:49.850	<b>1:06.019</b>	18.817	24.735	22.467	<b>103.882</b>	84.306
3	11:25:54.240	<b>1:04.390</b>	18.568	24.118	21.704	102.768	84.412
4	11:26:56.805	<b>1:02.565</b>	18.424	<b>23.237</b>	20.904	102.454	83.467
5	11:27:59.505	<b>1:02.700</b>	18.546	23.358	20.796	102.298	83.467
6	11:29:01.875	<b>1:02.370</b>	<b>18.329</b>	23.319	<b>20.722</b>	102.454	84.946
7	11:30:07.260	<b>1:05.385</b>	18.455	25.076	21.854	102.611	83.260
8	11:31:10.150	<b>1:02.890</b>	18.502	23.462	20.926	101.678	83.157
9	11:32:13.394	<b>1:03.244</b>	18.377	23.530	21.337	101.987	83.571
10	11:33:16.547	<b>1:03.153</b>	18.555	23.701	20.897	99.566	83.467

Lap	Time of Day	Lap Tm	S1	S2	S3	SFSpd	S1Spd
<b>(122) Logan TURNER</b>							
1	11:23:43.143	<b>1:07.515</b>	20.766			68.547	81.441
2	11:24:49.251	<b>1:06.108</b>	19.334			99.714	79.323
3	11:25:54.290	<b>1:05.039</b>	19.328			101.371	80.368
4	11:26:59.668	<b>1:05.378</b>	19.446			100.161	<b>81.639</b>
5	11:28:03.004	<b>1:03.336</b>	<b>18.721</b>			100.310	81.441
6	11:29:07.827	<b>1:04.823</b>	19.210			99.863	81.048
7	11:30:13.037	<b>1:05.210</b>	19.499			98.979	79.511
8	11:31:18.977	<b>1:05.940</b>	19.433			96.976	78.305
9	11:32:23.141	<b>1:04.164</b>	19.059			<b>101.678</b>	79.890
10	11:33:27.891	<b>1:04.750</b>	19.227			98.398	79.323

Lap	Time of Day	Lap Tm	S1	S2	S3	SFSpd	S1Spd
<b>(33) Declan CONNELL</b>							
1	11:23:44.314	<b>1:08.422</b>	20.631	<b>24.998</b>	<b>22.793</b>	69.977	80.368
2	11:24:49.816	<b>1:05.502</b>	19.199			<b>101.524</b>	81.441
3	11:25:55.187	<b>1:05.371</b>	19.175			100.460	81.839
4	11:27:03.656	<b>1:08.469</b>	<b>18.841</b>			98.398	<b>83.157</b>
5	11:28:08.083	<b>1:04.427</b>	19.034			97.399	80.950
6	11:29:12.782	<b>1:04.699</b>	19.277			98.254	80.081
7	11:30:17.484	<b>1:04.702</b>	19.094			98.833	80.368
8	11:31:21.182	<b>1:03.698</b>	18.873			98.833	79.606
9	11:32:26.470	<b>1:05.288</b>	19.502			99.566	79.700

Lap	Time of Day	Lap Tm	S1	S2	S3	SFSpd	S1Spd
<b>(12) Jimmy MUIR</b>							
1	11:23:44.636	<b>1:08.775</b>	20.997			72.943	81.540

Clerk of the Course :

Sig : Time :

Chief Timekeeper : Ian Sharp (SMART Timing)

 Results available at [www.speedhive.com](http://www.speedhive.com) and [www.smart-timing.co.uk](http://www.smart-timing.co.uk)

Printed: 27/05/2018 11:37:47

Orbits





# Race Results

## KMSC National Motorcycle Racing AC

## Lapchart

KMSC Championship 125's & KMSC F400's

Knockhill 1.267 miles

Race 18 - 3rd Race

27/05/2018 11:15

Race (10 Laps) started at 11:22:28

Competitors	Laps											
	0	1	2	3	4	5	6	7	8	9	10	
James McLAREN (58)	1	58	58	58	69	58	58	69	58	58	69	69
Mark BOWRAN (69)	2	69	69	69	58	69	69	58	69	69	58	58
Logan TURNER (122)	3	122	118	118	118	118	118	118	118	118	118	118
Owen PATERSON (55)	4	55	122	55	55	22	22	22	22	22	22	22
Jimmy MUIR (12)	5	12	55	122	22	55	122	122	122	55	122	122
Declan CONNELL (33)	6	33	22	33	122	122	55	55	55	122	33	
Rod WALKER (118)	7	118	33	22	33	33	33	33	33	33	12	
Ross MAGUIRE (22)	8	22	12	12	12	12	12	12	12	12	27	
Jordan HAY (27)	9	27	27	27	27	27	27	27	27	27		
-	10											
-	11											
-	12											
-	13											
-	14											

Clerk of the Course :

Sig : Time :

Chief Timekeeper : Ian Sharp (SMART Timing)

Results available at [www.speedhive.com](http://www.speedhive.com) and [www.smart-timing.co.uk](http://www.smart-timing.co.uk)

Orbits





## KMSC National Motorcycle Racing AC


KMSC Championship 125's & KMSC F400's

Knockhill 1.267 miles

Race 24 - 4th Race

27/05/2018 13:30

Race (10 Laps)



POLE POSITION

<b>3</b> 118 Rod WALKER	<b>2</b> 58 James McLAREN	<b>1</b> 69 Mark BOWRAN	<b>1</b>
<b>6</b> 33 Declan CONNELL	<b>5</b> 122 Logan TURNER	<b>4</b> 22 Ross MAGUIRE	<b>2</b>
<b>9</b> 55 Owen PATERSON	<b>8</b> 27 Jordan HAY	<b>7</b> 12 Jimmy MUIR	<b>3</b>
<b>12</b> 117 Lianne MAYHEW	<b>11</b> 39 Stuart HAMILTON	<b>10</b> 16 Mia KELLAS	<b>4</b>
	<b>14</b> 99 Marc GIBSON	<b>13</b> 8 Nathan ALLARDYCE	<b>5</b>

Clerk of the Course :

Sig :                      Time :

Chief Timekeeper : Ian Sharp (SMART Timing)

Results available at [www.speedhive.com](http://www.speedhive.com) and [www.smart-timing.co.uk](http://www.smart-timing.co.uk)

Orbits



# Race Results

## KMSC National Motorcycle Racing AC

Sorted on Laps

Scottish Championship Pre-Injection 600

Knockhill 1.267 miles

Race 19 - 2nd Race

27/05/2018 12:15

Race (10 Laps) started at 12:48:21

Pos	No.	Name	Make/Model	CC	Class	Laps	Total Tm	Diff	Best Tm	In Lap	Avg. Speed
1	41	Kieran MURRAY	Yamaha	R6 600	PI6	10	9:13.773		53.774	3	82.364
2	22	William MASON	Yamaha	R6 600	PI6	10	9:16.370	2.597	54.142	2	81.979
3	8	Patryk MOTYKA	Yamaha	R6 600	PI6	10	9:24.171	10.398	55.216	7	80.846
4	75	Harry PULLAR	Yamaha	R6 600	PI6	10	9:24.364	10.591	54.836	8	80.818
5	54	Cameron ROBB	Yamaha	R6 600	PI6	10	9:29.779	16.006	55.489	10	80.050
6	60	Dougie BROWN	Yamaha	R6 600	PI6	10	9:30.384	16.611	55.401	10	79.965
7	70	Simon HARDY	Yamaha	R6 600	PI6	10	9:35.627	21.854	56.203	6	79.237
8	17	Gary WHITEFORD	Kawasaki	ZX6R	PI6	10	9:36.172	22.399	56.297	5	79.162
9	93	Lee SEAGER	Yamaha	ZX6R Ninja	PI6	10	9:39.302	25.529	56.214	5	78.734
10	95	Michael MacKINNON	Yamaha	R6 600	PI6	10	9:44.353	30.580	56.777	7	78.054
11	92	Andrew CRAIGMILE	Yamaha	R6 600	PI6	10	9:53.124	39.351	56.474	9	76.899
12	100	Laura NUTTALL	BMW	S1000RR	C	10	10:01.933	48.160	57.734	6	75.774
13	21	Andy LOCK	Yamaha	R6 600	PI6	10	10:02.921	49.148	58.588	8	75.650
14	34	Darren GREENE	Yamaha	R6 600	PI6	10	10:03.926	50.153	58.525	9	75.524
15	126	Martin BULMAN	Honda	CBR600FX	PI6	10	10:12.019	58.246	59.659	7	74.525
16	45	Gerry SULLIVAN	Kawasaki	ZX6R 600	PI6	10	10:12.518	58.745	59.568	8	74.465
17	7	James MacAULAY	Kawasaki	ZX10	C	9	9:19.415	1 Lap	59.598	5	73.380
18	23	Paul REID	Honda	CBR600	PI6	9	9:24.269	1 Lap	1:00.857	5	72.749
19	66	Derek McGREGOR	Yamaha	R6 5EB	PI6	9	9:27.449	1 Lap	1:00.728	4	72.341
20	31	Darren ANDERSON	Kawasaki	ZXR 600	PI6	9	9:39.915	1 Lap	1:02.784	2	70.786
Not classified											
DNF	168	Paul WISHART	Yamaha	R6 600	PI6	2	1:53.463	DNF	53.667	2	80.398
DNF	15	Jon DICKIE	Yamaha	R6 600	PI6	2	1:53.780	DNF	53.749	2	80.174

Margin of Victory	Avg. Speed	Best Lap Tm	Best Speed	Best Lap by
2.597	82.364	53.667	84.989	168 - Paul WISHART

Clerk of the Course :

Orbits

Sig : Time :

Chief Timekeeper : Ian Sharp (SMART Timing)

 Results available at [www.speedhive.com](http://www.speedhive.com) and [www.smart-timing.co.uk](http://www.smart-timing.co.uk)

Printed: 27/05/2018 13:01:37



## KMSC National Motorcycle Racing AC

Scottish Championship Pre-Injection 600

Knockhill 1.267 miles

Race 19 - 2nd Race

27/05/2018 12:15

Race (10 Laps) started at 12:48:21

Lap	Time of Day	Lap Tm	S1	S2	S3	SFSpd	S1Spd	Lap	Time of Day	Lap Tm	S1	S2	S3	SFSpd	S1Spd
<b>(41) Kieran MURRAY</b>															
1	12:49:21.561	<b>54.939</b>	16.234	20.510	18.195	91.179	114.714	1	12:49:26.620	<b>58.859</b>	17.449			94.385	112.786
2	12:50:15.524	<b>53.963</b>	15.402			137.798	115.504	2	12:50:24.324	<b>57.704</b>	<b>15.961</b>			133.947	110.374
3	12:51:09.298	<b>53.774</b>	<b>15.292</b>	20.498	<b>17.984</b>	<b>138.652</b>	115.107	3	12:51:21.006	<b>56.682</b>	15.993			133.947	<b>114.714</b>
4	12:52:03.281	<b>53.983</b>	15.459	20.413	18.111	138.652	115.107	4	12:52:17.385	<b>56.379</b>	15.991	21.907	<b>18.481</b>	<b>134.754</b>	114.518
5	12:52:57.189	<b>53.908</b>	15.487	<b>20.406</b>	18.015	137.798	<b>115.703</b>	5	12:53:14.214	<b>56.829</b>	16.163	<b>21.692</b>	18.974	133.947	114.323
6	12:53:51.529	<b>54.340</b>	15.586	20.671	18.083	138.652	113.357	6	12:54:10.417	<b>56.203</b>	16.194			132.362	113.166
7	12:54:48.385	<b>56.856</b>	15.596	21.504	19.756	135.571	115.305	7	12:55:06.803	<b>56.386</b>	16.082	21.746	18.558	133.415	114.323
8	12:55:43.339	<b>54.954</b>	15.844			125.905	115.305	8	12:56:03.385	<b>56.582</b>	16.162			133.947	113.742
9	12:56:38.598	<b>55.259</b>	15.693	21.263	18.303	137.516	115.504	9	12:56:59.879	<b>56.494</b>	16.033			133.947	113.357
10	12:57:35.097	<b>56.499</b>	15.698	20.902	19.899	135.845	115.305	10	12:57:56.951	<b>57.072</b>	16.151			132.102	113.166
<b>(22) William MASON</b>															
1	12:49:25.859	<b>58.115</b>	17.697	21.624	18.794	83.989	113.742	<b>(17) Gary WHITEFORD</b>							
2	12:50:20.001	<b>54.142</b>	15.541	<b>20.592</b>	<b>18.009</b>	137.798	116.506	1	12:49:25.886	<b>58.336</b>	17.579			96.005	112.976
3	12:51:15.223	<b>55.222</b>	15.412	21.304	18.506	<b>138.939</b>	<b>117.321</b>	2	12:50:23.203	<b>57.317</b>	16.443	21.707	19.167	135.845	113.357
4	12:52:10.109	<b>54.886</b>	15.581	21.023	18.282	138.081	114.518	3	12:51:20.495	<b>57.292</b>	16.241	22.213	18.838	136.954	<b>114.714</b>
5	12:53:04.624	<b>54.515</b>	15.508	20.611	18.396	136.954	115.703	4	12:52:17.013	<b>56.518</b>	16.475	21.518	18.525	135.298	114.323
6	12:53:59.331	<b>54.707</b>	15.614	20.895	18.198	136.954	114.910	5	12:53:13.310	<b>56.297</b>	16.365	21.410	<b>18.522</b>	136.675	114.714
7	12:54:53.761	<b>54.430</b>	<b>15.297</b>	20.773	18.360	138.366	116.304	6	12:54:09.927	<b>56.617</b>	16.369	<b>21.409</b>	18.839	135.025	114.129
8	12:55:48.179	<b>54.418</b>	15.398	20.653	18.367	137.798	115.903	7	12:55:06.505	<b>56.578</b>	<b>16.224</b>	21.604	18.750	<b>137.516</b>	113.742
9	12:56:43.083	<b>54.904</b>	15.378	20.782	18.744	137.798	116.912	8	12:56:03.596	<b>57.091</b>	16.498	21.919	18.674	137.234	111.290
10	12:57:37.694	<b>54.611</b>	15.463	20.823	18.325	137.516	117.116	9	12:57:00.399	<b>56.803</b>	16.269	21.843	18.691	135.025	113.742
<b>(93) Lee SEAGER</b>															
1	12:49:23.876	<b>56.884</b>	16.555	21.843	18.486	93.465	111.105	1	12:49:27.419	<b>59.662</b>	17.814	22.469	19.379	87.380	109.474
2	12:50:19.668	<b>55.792</b>	15.891	21.488	18.413	136.398	112.976	2	12:50:25.115	<b>57.696</b>	16.550	21.496	19.650	130.814	109.474
3	12:51:16.289	<b>56.621</b>	15.649	22.428	18.544	<b>136.954</b>	112.597	3	12:51:21.580	<b>56.465</b>	16.214	21.492	<b>18.759</b>	131.326	<b>110.556</b>
4	12:52:12.112	<b>55.823</b>	15.857	21.654	<b>18.312</b>	135.845	112.220	4	12:52:19.087	<b>57.507</b>	16.271	21.960	19.276	<b>131.584</b>	109.653
5	12:53:07.989	<b>55.877</b>	15.849	21.524	18.504	136.121	112.786	5	12:53:15.301	<b>56.214</b>	16.116	21.181	18.917	130.560	106.859
6	12:54:03.628	<b>55.639</b>	15.761	21.415	18.463	135.025	110.922	6	12:54:11.940	<b>56.639</b>	16.224	21.274	19.141	131.326	109.474
7	12:54:58.844	<b>55.216</b>	15.640	21.248	18.328	134.484	112.033	7	12:55:08.880	<b>56.940</b>	16.142	21.593	19.205	131.070	109.474
8	12:55:54.165	<b>55.321</b>	<b>15.555</b>	21.235	18.531	135.298	<b>113.357</b>	8	12:56:05.640	<b>56.760</b>	16.393	21.243	19.124	130.053	108.764
9	12:56:49.385	<b>55.220</b>	15.808	<b>21.060</b>	18.352	134.754	113.357	9	12:57:01.978	<b>56.338</b>	<b>16.051</b>	<b>21.173</b>	19.114	130.814	110.193
10	12:57:45.495	<b>56.110</b>	15.790	21.601	18.719	135.025	112.976	10	12:58:00.626	<b>58.648</b>	16.187	22.544	19.917	131.070	108.941
<b>(75) Harry PULLAR</b>															
1	12:49:26.089	<b>57.277</b>	17.039	21.879	18.359	98.111	113.549	<b>(95) Michael MacKINNON</b>							
2	12:50:21.629	<b>55.540</b>	16.328	<b>20.978</b>	18.234	135.025	112.976	1	12:49:28.558	<b>1:00.377</b>	18.498			89.477	105.515
3	12:51:17.497	<b>55.868</b>	<b>15.627</b>			<b>136.675</b>	113.549	2	12:50:25.690	<b>57.132</b>	16.390			129.053	108.238
4	12:52:12.562	<b>55.065</b>	15.792	21.022	18.251	136.121	<b>115.703</b>	3	12:51:23.738	<b>58.048</b>	16.395			128.313	107.717
5	12:53:08.211	<b>55.649</b>	16.317			136.675	112.786	4	12:52:21.806	<b>58.068</b>	16.473			<b>130.814</b>	106.689
6	12:54:04.164	<b>55.953</b>	15.952	21.519	18.482	132.624	112.976	5	12:53:19.517	<b>57.711</b>	16.919			124.504	107.201
7	12:54:59.355	<b>55.191</b>	15.864	20.996	18.331	134.484	113.935	6	12:54:16.557	<b>57.040</b>	16.457			129.802	107.201
8	12:55:54.191	<b>54.836</b>	15.700	21.067	18.069	136.398	112.976	7	12:55:13.334	<b>56.777</b>	<b>16.275</b>			129.551	108.238
9	12:56:49.764	<b>55.573</b>	16.208			129.551	112.220	8	12:56:10.699	<b>57.365</b>	16.550			126.380	105.848
10	12:57:45.688	<b>55.924</b>	16.559	21.392	<b>17.973</b>	136.398	113.549	9	12:57:08.481	<b>57.782</b>	16.503	22.232	19.047	129.551	107.030
<b>(92) Andrew CRAIGMILE</b>															
1	12:49:24.994	<b>57.696</b>	17.268	21.928	18.500	88.649	112.033	1	12:49:34.030	<b>1:01.218</b>	18.376	23.658	19.184	59.493	109.296
2	12:50:21.027	<b>56.033</b>	16.018	21.477	18.538	132.624	113.742	2	12:50:34.097	<b>1:00.067</b>	17.037	23.008	20.022	132.624	107.201
3	12:51:17.573	<b>56.546</b>	16.037			133.680	110.739	3	12:51:33.592	<b>59.495</b>	16.408	23.596	19.491	133.150	113.166
4	12:52:14.113	<b>56.540</b>	16.409			130.560	113.166	4	12:52:32.190	<b>58.598</b>	16.276	22.809	19.513	132.886	111.846
5	12:53:10.876	<b>56.763</b>	16.418			130.560	111.290	5	12:53:30.513	<b>58.323</b>	16.202	22.535	19.586	134.484	<b>114.129</b>
6	12:54:07.180	<b>56.304</b>	16.148	21.504	18.652	133.415	110.739	6	12:54:27.734	<b>57.221</b>	16.219	21.856	19.146	135.845	113.166
7	12:55:03.550	<b>56.370</b>	16.270	21.419	18.681	134.484	112.408	7	12:55:24.497	<b>56.763</b>	16.138			135.025	113.549
8	12:55:59.305	<b>55.755</b>	16.035			133.680	111.290	8	12:56:21.379	<b>56.882</b>	15.945	21.939	18.998	135.298	112.976
9	12:56:55.614	<b>56.309</b>	16.186	<b>21.337</b>	18.786	131.584	112.033	9	12:57:17.853	<b>56.474</b>	16.019			133.947	112.976
10	12:57:51.103	<b>55.489</b>	<b>15.748</b>	21.387	<b>18.354</b>	<b>134.754</b>	<b>115.703</b>	10	12:58:14.448	<b>56.595</b>	<b>15.830</b>	<b>21.823</b>	<b>18.942</b>	<b>136.121</b>	112.976
<b>(60) Dougie BROWN</b>															
1	12:49:27.464	<b>59.631</b>	17.838			80.853	104.856	<b>(100) Laura NUTTALL</b>							
2	12:50:24.018	<b>56.554</b>	15.925	21.559	19.070	138.652	<b>114.129</b>	1	12:49:33.554	<b>1:04.489</b>	19.581	25.178	19.730	102.142	98.398
3	12:51:20.744	<b>56.726</b>	15.976			134.215	113.935	2	12:50:33.474	<b>59.920</b>	17.198	23.175	19.547	126.380	105.681
4	12:52:16.516	<b>55.772</b>	15.914	21.028	18.830	<b>138.939</b>	112.976	3	12:51:33.053	<b>59.579</b>	16.628	23.740	19.211	131.326	105.349
5	12:53:13.019	<b>56.503</b>	16.244			133.150	113.742	4	12:52:32.221	<b>59.168</b>	17.126	23.142	18.900	128.805	107.372
6	12:54:08.802	<b>55.783</b>	15.889			136.675	113.742	5	12:53:32.349	<b>1:00.128</b>	17.087	23.728	19.313	134.484	102.298
7	12:55:04.743	<b>55.941</b>	16.076			136.954									

## KMSC National Motorcycle Racing AC

Scottish Championship Pre-Injection 600

Knockhill 1.267 miles

Race 19 - 2nd Race

27/05/2018 12:15

Race (10 Laps) started at 12:48:21

Lap	Time of Day	Lap Tm	S1	S2	S3	SFSpd	S1Spd
3	12:51:29.824	<b>1:00.493</b>	17.244			131.070	104.856
4	12:52:30.132	<b>1:00.308</b>	16.946			124.735	109.296
5	12:53:30.040	<b>59.908</b>	16.907			124.504	109.118
6	12:54:29.200	<b>59.160</b>	16.864			127.098	110.556
7	12:55:28.151	<b>58.951</b>	17.212	<b>22.434</b>	19.305	122.683	109.653
8	12:56:26.739	<b>58.588</b>	<b>16.580</b>	22.645	19.363	<b>131.326</b>	111.474
9	12:57:25.535	<b>58.796</b>	16.939	22.716	19.141	130.053	110.374
10	12:58:24.245	<b>58.710</b>	17.039	22.553	<b>19.118</b>	127.824	110.922

(34) Darren GREENE

1	12:49:30.037	<b>1:01.289</b>	18.491	23.320	19.478	97.117	105.848
2	12:50:30.015	<b>59.978</b>	17.248	23.366	19.364	127.339	105.184
3	12:51:30.272	<b>1:00.257</b>	17.284			125.670	103.561
4	12:52:30.271	<b>59.999</b>	17.106	23.354	19.539	127.581	108.941
5	12:53:30.205	<b>59.934</b>	17.405			124.273	109.118
6	12:54:29.500	<b>59.295</b>	17.504	22.521	<b>19.270</b>	129.302	109.296
7	12:55:28.931	<b>59.431</b>	17.028	23.133	19.270	<b>133.947</b>	106.351
8	12:56:27.594	<b>58.663</b>	<b>16.811</b>			126.857	110.193
9	12:57:26.119	<b>58.525</b>	17.044			130.306	109.832
10	12:58:25.250	<b>59.131</b>	16.936	<b>22.402</b>	19.793	129.551	<b>110.374</b>

(126) Martin BULMAN

1	12:49:31.583	<b>1:03.352</b>	18.978	24.236	20.138	91.928	102.454
2	12:50:32.045	<b>1:00.462</b>	17.301	23.276	19.885	127.581	109.653
3	12:51:32.251	<b>1:00.206</b>	17.057	23.296	19.853	129.802	107.717
4	12:52:32.126	<b>59.875</b>	16.932	23.230	<b>19.713</b>	130.560	107.717
5	12:53:32.652	<b>1:00.526</b>	17.049	23.584	19.893	130.306	107.030
6	12:54:33.646	<b>1:00.994</b>	17.525	23.164	20.305	121.572	109.118
7	12:55:33.305	<b>59.659</b>	16.865	23.022	19.772	132.886	107.544
8	12:56:33.316	<b>1:00.011</b>	16.940	<b>22.961</b>	20.110	129.802	108.764
9	12:57:33.018	<b>59.702</b>	<b>16.863</b>	23.009	19.830	<b>134.215</b>	<b>110.012</b>
10	12:58:33.343	<b>1:00.325</b>	16.988	23.413	19.924	128.559	109.474

(45) Gerry SULLIVAN

1	12:49:32.623	<b>1:03.823</b>	19.112	24.628	20.083	91.055	103.084
2	12:50:32.940	<b>1:00.317</b>	16.885	23.385	20.047	123.587	107.890
3	12:51:33.259	<b>1:00.319</b>	16.908	23.347	20.064	124.273	<b>108.588</b>
4	12:52:34.053	<b>1:00.794</b>	17.429			118.565	107.890
5	12:53:33.680	<b>59.627</b>	16.642	23.342	<b>19.643</b>	125.201	108.413
6	12:54:34.160	<b>1:00.480</b>	16.815	23.340	20.325	122.014	105.349
7	12:55:34.072	<b>59.912</b>	<b>16.554</b>			<b>128.313</b>	104.856
8	12:56:33.640	<b>59.568</b>	16.781			125.435	107.544
9	12:57:33.584	<b>59.944</b>	16.862			126.857	105.515
10	12:58:33.842	<b>1:00.258</b>	17.038	<b>23.229</b>	19.991	123.815	104.043

(7) James MacAULAY

1	12:49:35.025	<b>1:04.770</b>	18.749	26.190	19.831	99.566	96.005
2	12:50:37.138	<b>1:02.113</b>	17.810	24.482	19.821	<b>129.302</b>	101.832
3	12:51:38.136	<b>1:00.998</b>	17.462	24.031	19.505	123.133	103.242
4	12:52:39.013	<b>1:00.877</b>	17.104	24.001	19.772	117.526	99.566
5	12:53:38.611	<b>59.598</b>	16.986	<b>23.468</b>	19.144	124.735	<b>104.204</b>
6	12:54:39.686	<b>1:01.075</b>	17.849	23.859	19.367	124.735	104.043
7	12:55:40.228	<b>1:00.542</b>	16.894	23.850	19.798	124.968	98.979
8	12:56:40.898	<b>1:00.670</b>	17.096	24.435	<b>19.139</b>	126.380	97.824
9	12:57:40.739	<b>59.841</b>	<b>16.711</b>	23.714	19.416	121.792	103.242

(23) Paul REID

1	12:49:32.080	<b>1:03.371</b>	18.737	<b>24.714</b>	<b>19.920</b>	95.595	97.682
2	12:50:33.800	<b>1:01.720</b>	17.880			120.697	104.692
3	12:51:35.352	<b>1:01.552</b>	17.525			117.940	<b>110.012</b>
4	12:52:36.665	<b>1:01.313</b>	17.477			117.526	109.832
5	12:53:37.522	<b>1:00.857</b>	<b>17.206</b>			124.735	107.201
6	12:54:38.682	<b>1:01.160</b>	17.325			<b>124.968</b>	105.184
7	12:55:40.372	<b>1:01.690</b>	17.626			124.044	105.349
8	12:56:43.689	<b>1:03.317</b>	17.634			117.321	101.678
9	12:57:45.593	<b>1:01.904</b>	17.987			112.220	103.882

(66) Derek McGREGOR

1	12:49:33.221	<b>1:04.320</b>	19.428	24.780	20.112	92.308	104.692
2	12:50:35.512	<b>1:02.291</b>	17.608	24.315	20.368	122.908	104.529
3	12:51:37.181	<b>1:01.669</b>	17.573	23.939	20.157	126.142	105.681
4	12:52:37.909	<b>1:00.728</b>	17.434	<b>23.272</b>	20.022	125.435	<b>108.064</b>
5	12:53:38.824	<b>1:00.915</b>	<b>17.308</b>	23.695	<b>19.912</b>	126.380	105.848
6	12:54:40.980	<b>1:02.156</b>	18.102	24.006	20.048	122.683	103.721

Lap	Time of Day	Lap Tm	S1	S2	S3	SFSpd	S1Spd
7	12:55:42.976	<b>1:01.996</b>	17.670	24.018	20.308	<b>127.098</b>	104.856
8	12:56:46.303	<b>1:03.327</b>	18.190	24.770	20.367	115.504	103.242
9	12:57:48.773	<b>1:02.470</b>	17.685	24.153	20.632	120.480	103.882

(31) Darren ANDERSON

1	12:49:33.745	<b>1:05.316</b>	19.946	25.071	20.299	90.686	96.281
2	12:50:36.529	<b>1:02.784</b>	18.655	24.061	<b>20.068</b>	104.043	<b>110.739</b>
3	12:51:39.925	<b>1:03.396</b>	18.237	24.655	20.504	<b>106.351</b>	97.967
4	12:52:42.946	<b>1:03.021</b>	18.239	24.349	20.433	102.298	106.520
5	12:53:45.889	<b>1:02.943</b>	18.324	23.828	20.791	106.015	106.351
6	12:54:49.572	<b>1:03.683</b>	18.865	<b>23.774</b>	21.044	99.125	101.066
7	12:55:53.924	<b>1:04.352</b>	19.490	24.279	20.583	93.726	99.714
8	12:56:57.833	<b>1:03.909</b>	18.306	24.290	21.313	101.371	106.689
9	12:58:01.239	<b>1:03.406</b>	<b>18.185</b>	24.485	20.736	104.204	105.020

(168) Paul WISHART

1	12:49:21.120	<b>54.793</b>	15.886	20.676	18.231	93.988	117.733
2	12:50:14.787	<b>53.667</b>	15.248	<b>20.335</b>	<b>18.084</b>	141.279	<b>117.940</b>

(15) Jon DICKIE

1	12:49:21.355	<b>54.822</b>	15.925	20.613	18.284	92.308	118.147
2	12:50:15.104	<b>53.749</b>	15.708	<b>20.242</b>	<b>17.799</b>	140.982	118.985

Clerk of the Course :

Sig : Time :

Chief Timekeeper : Ian Sharp (SMART Timing)

 Results available at [www.speedhive.com](http://www.speedhive.com) and [www.smart-timing.co.uk](http://www.smart-timing.co.uk)

Printed: 27/05/2018 13:02:15

Orbits



## KMSC National Motorcycle Racing AC

Lapchart

Scottish Championship Pre-Injection 600

Knockhill 1.267 miles

Race 19 - 2nd Race

27/05/2018 12:15

Race (10 Laps) started at 12:48:21

Competitors	Laps											
	0	1	2	3	4	5	6	7	8	9	10	
Paul WISHART (168)	1	168	168	168	41	41	41	41	41	41	41	41
Jon DICKIE (15)	2	15	15	15	22	22	22	22	22	22	22	22
Kieran MURRAY (41)	3	41	41	41	8	8	8	8	8	8	8	8
Patryk MOTYKA (8)	4	8	8	8	75	75	75	75	75	75	75	75
Cameron ROBB (54)	5	54	54	22	54	54	54	54	54	54	54	54
Gary WHITEFORD (17)	6	17	22	54	17	60	60	60	60	60	60	60
Andy LOCK (21)	7	21	17	75	60	17	17	17	17	70	70	70
William MASON (22)	8	22	75	17	70	70	70	70	70	17	17	17
Lee SEAGER (93)	9	93	70	60	93	93	93	93	93	93	93	93
Simon HARDY (70)	10	70	93	70	95	95	95	95	95	95	95	95
Dougie BROWN (60)	11	60	60	93	21	21	21	92	92	92	92	92
Michael MacKINNON (95)	12	95	95	95	34	34	34	21	21	21	100	100
Martin BULMAN (126)	13	126	21	21	126	126	92	34	100	100	21	21
Darren ANDERSON (31)	14	31	34	34	100	92	100	100	34	34	34	34
Paul REID (23)	15	23	126	126	45	100	126	126	126	126	126	126
Darren GREENE (34)	16	34	23	45	92	45	45	45	45	45	45	45
Gerry SULLIVAN (45)	17	45	45	100	23	23	23	23	7	7	7	7
Harry PULLAR (75)	18	75	66	23	66	66	7	7	23	23	23	23
Derek MCGREGOR (66)	19	66	100	92	7	7	66	66	66	66	66	66
Laura NUTTALL (100)	20	100	31	66	31	31	31	31	31	31	31	31
James MacAULAY (7)	21	7	92	31								
Andrew CRAIGMILE (92)	22	92	7	7								

Clerk of the Course :

Sig : Time :

Chief Timekeeper : Ian Sharp (SMART Timing)

 Results available at [www.speedhive.com](http://www.speedhive.com) and [www.smart-timing.co.uk](http://www.smart-timing.co.uk)

Printed: 27/05/2018 13:02:37

Orbits





## KMSC National Motorcycle Racing AC


KMSC Pre-Injection 600's

Knockhill 1.267 miles

Race 25 - 3rd Race

27/05/2018 13:45

Race (10 Laps)



POLE POSITION

<b>3</b> 8 Patryk MOTYKA	<b>2</b> 22 William MASON	<b>1</b> 41 Kieran MURRAY	<b>1</b>
<b>6</b> 60 Dougie BROWN	<b>5</b> 54 Cameron ROBB	<b>4</b> 75 Harry PULLAR	<b>2</b>
<b>9</b> 93 Lee SEAGER	<b>8</b> 17 Gary WHITEFORD	<b>7</b> 70 Simon HARDY	<b>3</b>
<b>12</b> 100 Laura NUTTALL	<b>11</b> 92 Andrew CRAIGMILE	<b>10</b> 95 Michael MacKINNON	<b>4</b>
<b>15</b> 126 Martin BULMAN	<b>14</b> 34 Darren GREENE	<b>13</b> 21 Andy LOCK	<b>5</b>
<b>18</b> 23 Paul REID	<b>17</b> 7 James MacAULAY	<b>16</b> 45 Gerry SULLIVAN	<b>6</b>
<b>21</b> 168 Paul WISHART	<b>20</b> 31 Darren ANDERSON	<b>19</b> 66 Derek McGREGOR	<b>7</b>
		<b>22</b> 15 Jon DICKIE	<b>8</b>

Clerk of the Course :

Sig : Time :

Chief Timekeeper : Ian Sharp (SMART Timing)

Results available at [www.speedhive.com](http://www.speedhive.com) and [www.smart-timing.co.uk](http://www.smart-timing.co.uk)

Printed: 27/05/2018 13:01:00

Orbits



# Race Results

**KMSC National Motorcycle Racing AC**
**Sorted on Laps**
**National CB500's**
**Knockhill 1.267 miles**
**Race 20 - 2nd Race**
**27/05/2018 12:30**
**Race (10 Laps) started at 13:07:16**

Pos	No.	Name	Make/Model	CC	Class	Laps	Total Tm	Diff	Best Tm	In Lap	Avg. Speed
1	87	Jodie CHALK	Honda	CB500	CB	10	10:10.634		59.613	4	74.694
2	144	Keith SHEPHERD	Honda	CB500	CB	10	10:14.875	4.241	1:00.441	2	74.179
3	47	Steve KAIN	Honda	CB500	CB	10	10:19.275	8.641	1:01.010	4	73.652
4	48	Allan BROOKBANKS	Honda	CB500	CB	10	10:26.364	15.730	1:01.546	9	72.819
5	13	Andrew BARTON	Honda	CB500	CB	10	10:32.010	21.376	1:01.390	7	72.168
6	23	Ross McCLEARY	Honda	CB500	CB	10	10:34.589	23.955	1:02.268	7	71.875
7	26	Raymond REID	Honda	CB500	CB	10	10:34.875	24.241	1:02.233	8	71.842
8	7	Colvin DENHOLM	Honda	CB500	CB	10	10:43.886	33.252	1:02.731	10	70.837
9	113	Calum PERT	Honda	CB500	CB	10	10:44.267	33.633	1:02.723	9	70.795
10	66	Phil ROBINSON	Honda	CB500	CB	10	10:56.877	46.243	1:04.348	9	69.436
11	96	Andrew KIRKWOOD	Honda	CB500	CB	10	10:58.352	47.718	1:04.239	9	69.280
12	55	Allan McCLEARY	Honda	CB500	CB	10	11:07.298	56.664	1:05.308	8	68.352
13	73	Fraser CAMERON	Honda	CB500	CB	10	11:07.515	56.881	1:05.016	9	68.329
14	126	Martin BULMAN	Honda	CB500	CB	10	11:13.989	1:03.355	1:06.006	5	67.673
15	117	Lianne MAYHEW	Honda	CB500	CB	9	10:13.394	1 Lap	1:05.809	7	66.922
16	666	David MAGRATH	Honda	CB500	CB	9	10:20.017	1 Lap	1:07.140	3	66.208

Margin of Victory	Avg. Speed	Best Lap Tm	Best Speed	Best Lap by
4.241	74.694	59.613	76.512	87 - Jodie CHALK

**Clerk of the Course :**
**Orbits**

Sig : Time :

Chief Timekeeper : Ian Sharp (SMART Timing)

 Results available at [www.speedhive.com](http://www.speedhive.com) and [www.smart-timing.co.uk](http://www.smart-timing.co.uk)

Printed: 27/05/2018 13:19:54



## KMSC National Motorcycle Racing AC

National CB500's

Knockhill 1.267 miles

Race 20 - 2nd Race

27/05/2018 12:30

Race (10 Laps) started at 13:07:16

Lap	Time of Day	Lap Tm	S1	S2	S3	SFSpd	S1Spd
<b>(87) Jodie CHALK</b>							
1	13:08:22.788	<b>1:01.137</b>	18.376	22.779	19.982	76.958	91.303
2	13:09:22.741	<b>59.953</b>	17.372	22.591	19.990	110.739	91.802
3	13:10:22.509	<b>59.768</b>	17.406	22.471	19.891	<b>111.105</b>	91.303
4	13:11:22.122	<b>59.613</b>	<b>17.325</b>	<b>22.441</b>	<b>19.847</b>	110.193	<b>92.308</b>
5	13:12:22.422	<b>1:00.300</b>	17.427	22.777	20.096	110.922	90.564
6	13:13:22.688	<b>1:00.266</b>	17.435	22.643	20.188	110.374	91.552
7	13:14:23.461	<b>1:00.773</b>	17.729	22.891	20.153	110.193	91.303
8	13:15:24.230	<b>1:00.769</b>	17.577	22.909	20.283	109.653	91.552
9	13:16:25.611	<b>1:01.381</b>	17.626			109.118	91.677
10	13:17:27.017	<b>1:01.406</b>	17.654	23.179	20.573	111.105	90.932

Lap	Time of Day	Lap Tm	S1	S2	S3	SFSpd	S1Spd
<b>(144) Keith SHEPHERD</b>							
1	13:08:23.545	<b>1:01.749</b>	18.562			77.402	<b>92.181</b>
2	13:09:23.986	<b>1:00.441</b>	17.425			<b>110.374</b>	91.055
3	13:10:24.600	<b>1:00.614</b>	17.496			109.474	90.809
4	13:11:25.275	<b>1:00.675</b>	17.556			108.588	91.303
5	13:12:25.973	<b>1:00.698</b>	<b>17.392</b>	22.785	20.521	109.296	90.442
6	13:13:26.867	<b>1:00.894</b>	17.477	22.950	20.467	108.941	90.932
7	13:14:27.464	<b>1:00.597</b>	17.480	<b>22.697</b>	<b>20.420</b>	109.118	90.564
8	13:15:28.865	<b>1:01.401</b>	17.745			108.413	90.564
9	13:16:29.902	<b>1:01.037</b>	17.628			108.588	90.564
10	13:17:31.258	<b>1:01.356</b>	17.753	23.086	20.517	110.374	90.564

Lap	Time of Day	Lap Tm	S1	S2	S3	SFSpd	S1Spd
<b>(47) Steve KAIN</b>							
1	13:08:24.330	<b>1:02.204</b>	18.668	<b>23.165</b>	<b>20.371</b>	78.672	<b>94.252</b>
2	13:09:25.941	<b>1:01.611</b>	17.647			112.033	92.181
3	13:10:27.004	<b>1:01.063</b>	17.589			112.220	92.690
4	13:11:28.014	<b>1:01.010</b>	17.445			111.660	92.818
5	13:12:29.038	<b>1:01.024</b>	17.606			112.408	91.928
6	13:13:30.274	<b>1:01.236</b>	17.729			112.408	92.181
7	13:14:31.753	<b>1:01.479</b>	<b>17.426</b>			112.597	92.435
8	13:15:32.940	<b>1:01.187</b>	17.677			111.846	92.435
9	13:16:34.170	<b>1:01.230</b>	17.893			112.408	91.677
10	13:17:35.658	<b>1:01.488</b>	17.610			<b>114.129</b>	91.427

Lap	Time of Day	Lap Tm	S1	S2	S3	SFSpd	S1Spd
<b>(48) Allan BROOKBANKS</b>							
1	13:08:25.619	<b>1:03.286</b>	18.908	23.567	20.811	77.313	90.686
2	13:09:27.280	<b>1:01.661</b>	17.562	23.353	20.746	<b>110.374</b>	91.055
3	13:10:29.005	<b>1:01.725</b>	17.778	23.354	20.593	110.374	90.442
4	13:11:31.241	<b>1:02.236</b>	17.642	23.381	21.213	109.474	<b>91.179</b>
5	13:12:33.708	<b>1:02.467</b>	17.808	23.673	20.986	109.474	90.077
6	13:13:35.803	<b>1:02.095</b>	17.577	23.477	21.041	109.118	89.957
7	13:14:37.720	<b>1:01.917</b>	<b>17.511</b>	23.558	20.848	109.653	89.957
8	13:15:39.405	<b>1:01.685</b>	17.700	23.445	<b>20.540</b>	108.941	89.716
9	13:16:40.951	<b>1:01.546</b>	17.568	<b>23.222</b>	20.756	109.653	90.198
10	13:17:42.747	<b>1:01.796</b>	17.563	23.525	20.708	110.374	89.239

Lap	Time of Day	Lap Tm	S1	S2	S3	SFSpd	S1Spd
<b>(13) Andrew BARTON</b>							
1	13:08:28.391	<b>1:04.689</b>	19.566			81.540	<b>91.427</b>
2	13:09:30.915	<b>1:02.524</b>	18.134	23.227	21.163	109.474	89.239
3	13:10:32.923	<b>1:02.008</b>	17.981	23.502	<b>20.525</b>	108.588	89.716
4	13:11:34.790	<b>1:01.867</b>	17.733			108.764	89.596
5	13:12:36.511	<b>1:01.721</b>	17.882	23.310	20.529	107.890	88.532
6	13:13:38.907	<b>1:02.396</b>	18.427			<b>109.653</b>	88.299
7	13:14:40.297	<b>1:01.390</b>	<b>17.672</b>	<b>23.077</b>	20.641	108.413	89.002
8	13:15:42.499	<b>1:02.202</b>	17.952	23.374	20.876	107.544	88.416
9	13:16:44.545	<b>1:02.046</b>	17.864	23.620	20.562	105.515	87.837
10	13:17:48.393	<b>1:03.848</b>	18.032			108.588	87.266

Lap	Time of Day	Lap Tm	S1	S2	S3	SFSpd	S1Spd
<b>(23) Ross McCLEARY</b>							
1	13:08:26.988	<b>1:04.358</b>	19.739	23.720	20.899	75.828	<b>90.442</b>
2	13:09:29.938	<b>1:02.950</b>	18.161	23.980	20.809	108.941	90.320
3	13:10:33.017	<b>1:03.079</b>	18.213	23.803	21.063	107.544	89.002
4	13:11:35.558	<b>1:02.541</b>	18.131	23.713	20.697	106.351	89.239
5	13:12:38.096	<b>1:02.538</b>	18.116	23.751	20.671	<b>109.118</b>	89.002
6	13:13:40.739	<b>1:02.643</b>	18.312	23.639	20.692	107.890	88.649
7	13:14:43.007	<b>1:02.268</b>	18.020	<b>23.434</b>	20.814	108.064	89.358
8	13:15:45.300	<b>1:02.293</b>	<b>17.965</b>	23.664	<b>20.664</b>	107.544	88.767
9	13:16:47.972	<b>1:02.672</b>	18.153	23.758	20.761	107.201	88.884
10	13:17:50.972	<b>1:03.000</b>	18.216	23.895	20.889	108.064	88.299

Lap	Time of Day	Lap Tm	S1	S2	S3	SFSpd	S1Spd
<b>(26) Raymond REID</b>							

Lap	Time of Day	Lap Tm	S1	S2	S3	SFSpd	S1Spd
1	13:08:26.604	<b>1:04.069</b>	19.352	23.743	20.974	77.671	91.802
2	13:09:30.887	<b>1:04.283</b>	18.114	24.719	21.450	107.201	90.442
3	13:10:33.556	<b>1:02.669</b>	18.404	<b>23.436</b>	20.829	105.184	91.427
4	13:11:36.166	<b>1:02.610</b>	18.008	23.645	20.957	109.832	91.055
5	13:12:38.674	<b>1:02.508</b>	18.093	23.456	20.959	109.296	89.596
6	13:13:41.258	<b>1:02.584</b>	18.027	23.806	20.751	107.717	90.932
7	13:14:43.813	<b>1:02.555</b>	<b>17.786</b>	23.580	21.189	108.413	<b>91.928</b>
8	13:15:46.046	<b>1:02.233</b>	17.937	23.494	<b>20.802</b>	107.544	89.477
9	13:16:48.335	<b>1:02.289</b>	17.812	23.778	<b>20.699</b>	107.717	91.427
10	13:17:51.258	<b>1:02.923</b>	18.025	24.014	20.884	<b>110.922</b>	90.686

Lap	Time of Day	Lap Tm	S1	S2	S3	SFSpd	S1Spd
<b>(7) Colvin DENHOLM</b>							
1	13:08:29.459	<b>1:06.082</b>	20.178			77.135	<b>89.239</b>
2	13:09:33.282	<b>1:03.823</b>	18.335	24.266	21.222	108.064	88.884
3	13:10:37.022	<b>1:03.740</b>	18.326	24.000	21.414	107.544	89.239
4	13:11:40.792	<b>1:03.770</b>	18.492	24.025	21.253	107.372	87.722
5	13:12:44.517	<b>1:03.725</b>	18.291	24.238	21.196	<b>108.764</b>	89.002
6	13:13:47.349	<b>1:02.832</b>	18.039			106.689	88.068
7	13:14:50.895	<b>1:03.546</b>	18.317	24.109	21.120	106.689	88.532
8	13:15:54.447	<b>1:03.552</b>	18.292	24.184	21.076	106.183	88.068
9	13:16:57.538	<b>1:03.091</b>	18.225	24.092	<b>20.774</b>	106.859	87.608
10	13:18:00.269	<b>1:02.731</b>	<b>17.881</b>	<b>23.812</b>	21.038	108.238	86.927

Lap	Time of Day	Lap Tm	S1	S2	S3	SFSpd	S1Spd
<b>(113) Calum PERT</b>							
1	13:08:28.447	<b>1:05.886</b>	19.901	24.654	21.331	79.230	<b>91.552</b>
2	13:09:32.612	<b>1:04.165</b>	18.220	24.139	21.806	107.544	89.957
3	13:10:36.729	<b>1:04.117</b>	18.313	24.119	21.685	106.859	89.596
4	13:11:40.486	<b>1:03.757</b>	18.480	23.997	21.280	107.372	88.767
5	13:12:44.384	<b>1:03.898</b>	18.375	24.234	21.289	108.064	89.957
6	13:13:48.054	<b>1:03.670</b>	18.455	24.217	20.998	107.201	90.320
7	13:14:51.362	<b>1:03.308</b>	<b>17.986</b>	24.300	21.022	108.588	89.836
8	13:15:54.745	<b>1:03.383</b>	18.022	24.421	20.940	108.588	90.198
9	13:16:57.468	<b>1:02.723</b>	18.060	<b>23.692</b>	20.971	<b>109.653</b>	90.932
10	13:18:00.650	<b>1:03.182</b>	18.514	23.806	<b>20.862</b>	108.413	89.596

Lap	Time of Day	Lap Tm	S1	S2	S3	SFSpd	S1Spd
<b>(66) Phil ROBINSON</b>							
1	13:08:30.067	<b>1:06.978</b>	20.094	25.478	21.406	78.950	<b>88.416</b>
2	13:09:35.350	<b>1:05.283</b>	19.195	24.666	21.422	<b>107.372</b>	87.952
3	13:10:39.788	<b>1:04.438</b>	18.968	<b>24.029</b>	21.441	106.689	87.952
4	13:11:44.735	<b>1:04.947</b>	18.902	24.595	21.450	106.520	87.722
5	13:12						

## KMSC National Motorcycle Racing AC

National CB500's

Knockhill 1.267 miles

Race 20 - 2nd Race

27/05/2018 12:30

Race (10 Laps) started at 13:07:16

Lap	Time of Day	Lap Tm	S1	S2	S3	SFSpd	S1Spd	Lap	Time of Day	Lap Tm	S1	S2	S3	SFSpd	S1Spd
3	13:10:44.299	<b>1:05.740</b>	19.567			104.692	<b>89.120</b>								
4	13:11:50.904	<b>1:06.605</b>	19.309			107.372	89.120								
5	13:12:56.483	<b>1:05.579</b>	19.257			106.351	87.266								
6	13:14:02.513	<b>1:06.030</b>	19.345			107.890	87.266								
7	13:15:07.889	<b>1:05.376</b>	19.014			106.183	87.380								
8	13:16:13.191	<b>1:05.302</b>	19.065			106.351	87.380								
9	13:17:18.207	<b>1:05.016</b>	<b>18.749</b>			108.238	88.767								
10	13:18:23.898	<b>1:05.691</b>	19.109			<b>108.413</b>	88.532								

(126) Martin BULMAN

1	13:08:31.782	<b>1:08.014</b>	20.381	25.486	22.147	77.761	<b>89.239</b>
2	13:09:38.525	<b>1:06.743</b>	19.641	25.016	22.086	<b>106.859</b>	88.068
3	13:10:45.810	<b>1:07.285</b>	19.532	25.617	22.136	105.349	86.479
4	13:11:51.928	<b>1:06.118</b>	19.269	25.071	21.778	105.020	86.702
5	13:12:57.934	<b>1:06.006</b>	19.364	25.032	<b>21.610</b>	106.689	86.146
6	13:14:04.022	<b>1:06.088</b>	<b>19.178</b>	<b>24.977</b>	21.933	106.520	86.702
7	13:15:10.427	<b>1:06.405</b>	19.426	25.011	21.968	105.681	87.380
8	13:16:17.175	<b>1:06.748</b>	19.386	25.137	22.225	105.515	85.925
9	13:17:23.941	<b>1:06.766</b>	19.736	25.262	21.768	93.076	85.162
10	13:18:30.372	<b>1:06.431</b>	19.326	25.279	21.826	105.515	85.925

(117) Lianne MAYHEW

1	13:08:34.846	<b>1:10.468</b>	22.057	25.881	22.530	76.958	85.815
2	13:09:42.500	<b>1:07.654</b>	19.490			103.882	85.596
3	13:10:50.156	<b>1:07.656</b>	19.295	25.881	22.480	104.204	87.153
4	13:11:56.892	<b>1:06.736</b>	19.107	25.426	22.203	100.161	<b>87.494</b>
5	13:13:04.229	<b>1:07.337</b>	19.625	25.586	22.126	105.020	85.706
6	13:14:10.449	<b>1:06.220</b>	18.880	25.118	22.222	103.561	87.040
7	13:15:16.258	<b>1:05.809</b>	<b>18.825</b>	<b>25.109</b>	<b>21.875</b>	103.402	87.153
8	13:16:22.661	<b>1:06.403</b>	19.028			105.349	85.596
9	13:17:29.777	<b>1:07.116</b>	19.141	25.721	22.254	<b>105.515</b>	86.814

(666) David MAGRATH

1	13:08:33.696	<b>1:09.795</b>	20.866	26.611	<b>22.318</b>	79.230	<b>88.884</b>
2	13:09:42.045	<b>1:08.349</b>	20.192	25.533	22.624	<b>104.529</b>	84.839
3	13:10:49.185	<b>1:07.140</b>	19.213	25.564	22.363	103.402	85.815
4	13:11:56.655	<b>1:07.470</b>	19.266	25.497	22.707	104.043	84.306
5	13:13:04.241	<b>1:07.586</b>	19.489	<b>25.390</b>	22.707	102.926	84.946
6	13:14:11.683	<b>1:07.442</b>	<b>19.174</b>	25.842	22.426	102.298	85.270
7	13:15:19.880	<b>1:08.197</b>	19.701	25.882	22.614	102.298	84.518
8	13:16:27.637	<b>1:07.757</b>	19.335	25.800	22.622	103.721	83.675
9	13:17:36.400	<b>1:08.763</b>	19.802	26.083	22.878	103.242	83.885

Clerk of the Course :

Sig : Time :

Chief Timekeeper : Ian Sharp (SMART Timing)

 Results available at [www.speedhive.com](http://www.speedhive.com) and [www.smart-timing.co.uk](http://www.smart-timing.co.uk)

Printed: 27/05/2018 13:20:08

Orbits



## KMSC National Motorcycle Racing AC

[Lapchart](#)
**National CB500's**
**Knockhill 1.267 miles**
**Race 20 - 2nd Race**
**27/05/2018 12:30**
**Race (10 Laps) started at 13:07:16**

Competitors	Laps											
	0	1	2	3	4	5	6	7	8	9	10	
Jodie CHALK (87)	1	87	87	87	87	87	87	87	87	87	87	87
Keith SHEPHERD (144)	2	144	144	144	144	144	144	144	144	144	144	144
Steve KAIN (47)	3	47	47	47	47	47	47	47	47	47	47	47
Allan BROOKBANKS (48)	4	48	48	48	48	48	48	48	48	48	48	48
Raymond REID (26)	5	26	26	23	13	13	13	13	13	13	13	13
Calum PERT (113)	6	113	23	26	23	23	23	23	23	23	23	23
Ross McCLEARY (23)	7	23	13	13	26	26	26	26	26	26	26	26
Phil ROBINSON (66)	8	66	113	113	113	113	113	7	7	7	113	7
Colvin DENHOLM (7)	9	7	7	7	7	7	7	113	113	113	7	113
Andrew KIRKWOOD (96)	10	96	66	66	66	66	66	66	66	66	66	66
Allan McCLEARY (55)	11	55	96	96	96	96	96	96	96	96	96	96
Andrew BARTON (13)	12	13	126	55	55	55	55	55	55	55	55	55
Fraser CAMERON (73)	13	73	55	126	73	73	73	73	73	73	73	73
Martin BULMAN (126)	14	126	73	73	126	126	126	126	126	126	126	126
David MAGRATH (666)	15	666	666	666	666	666	117	117	117	117	117	117
Lianne MAYHEW (117)	16	117	117	117	117	117	666	666	666	666	666	666

Clerk of the Course :

Sig : Time :

Chief Timekeeper : Ian Sharp (SMART Timing)

 Results available at [www.speedhive.com](http://www.speedhive.com) and [www.smart-timing.co.uk](http://www.smart-timing.co.uk)

Printed: 27/05/2018 13:20:42

Orbits



# Race Results

## KMSC National Motorcycle Racing AC

Sorted on Laps

Scottish Championship Superbikes &amp; KMSC Clubman

Knockhill 1.267 miles

Race 21 - 2nd Race

27/05/2018 12:45

Race (10 Laps) started at 13:24:05

Pos	No.	Name	Make/Model	CC	Class	Laps	Total Tm	Diff	Best Tm	In Lap	Avg. Speed
1	88	Lewis ROLLO	Kawasaki	ZX10R	SB	10	8:30.165		49.939	6	89.404
2	99	Callum GRIGOR	Kawasaki	ZX10RR	SB	10	8:31.958	1.793	50.055	2	89.091
3	34	John DEAN	BMW	S1000RR	SB	10	8:32.344	2.179	50.194	6	89.024
4	94	Greg GILFILLAN	BMW	S1000RR	SB	10	8:32.472	2.307	50.046	3	89.002
5	45	Ewan GRAY	Kawasaki	ZX10R	SB	10	8:40.530	10.365	50.388	7	87.624
6	72	Sean GILFILLAN	Ducati	Panigale	SB	10	8:44.658	14.493	50.950	5	86.935
7	9	Kristopher DUNCAN	Kawasaki	ZX10R	SB	10	8:48.519	18.354	51.540	6	86.299
8	18	Clint WALKER	BMW	S1000RR	C	10	9:01.817	31.652	53.043	10	84.181
9	30	Alan RENNIE	Honda	Fireblade	C	10	9:02.205	32.040	53.234	2	84.121
10	11	Richard HUGHES	BMW	S1000RR	SB	10	9:06.710	36.545	53.041	3	83.428
11	67	Des BURNS	Kawasaki	ZX10R	C	10	9:07.422	37.257	53.192	6	83.319
12	71	Gavin JONES	Yamaha	R1	C	10	9:11.515	41.350	52.924	5	82.701
13	122	David SUDDER	Suzuki	GSXR 1000	C	10	9:11.825	41.660	53.664	7	82.655
14	41	Lukasz PIEC	BMW	S1000RR	C	10	9:12.791	42.626	53.619	5	82.510
15	69	Rodney SCOTT	BMW	S1000RR	SB	10	9:14.827	44.662	54.047	6	82.207
16	28	Andrew BUCHANAN	Yamaha	R1	C	9	8:30.538	1 Lap	54.599	3	80.405
17	218	Paul BOWERBANK	Triumph	675	C	9	8:42.698	1 Lap	56.058	3	78.535
18	51	Calum JACKSON	Suzuki	GSXR1000	C	9	8:48.887	1 Lap	57.004	7	77.615
19	222	Colin READ	BMW	S1000RR	C	9	8:50.453	1 Lap	57.021	5	77.386
20	37	Steven PATTERSON	Yamaha	YZF R1	C	9	8:50.519	1 Lap	57.011	6	77.377
21	19	Nic BOYES	Ducati	848	SB	9	8:51.407	1 Lap	57.029	5	77.247

### Not classified

DNF	38	Craig MARTIN	Honda	CBR900 RR-Y	C	6	6:01.124	DNF	57.440	5	75.782
DNF	1	Bruce BIRNIE	BMW	S1000RR	SB	4	3:32.354	DNF	51.410	2	85.915
DNS	32	John MacDONALD	Yamaha		SB			DNS		0	-
DNS	47	Alan BRYCE	BMW	1000RR	SB			DNS		0	-
DNS	75	Charlie BUNYAN	Kawasaki	ZX10R	C			DNS		0	-
DNS	7	James MacAULAY	Kawasaki	ZX10	C			DNS		0	-
DNS	100	Laura NUTTALL	BMW	S1000RR	C			DNS		0	-

### Announcements

New Track Record (49.939) for KMSC Superbikes by Lewis ROLLO.

Margin of Victory	Avg. Speed	Best Lap Tm	Best Speed	Best Lap by
1.793	89.404	49.939	91.333	88 - Lewis ROLLO

Clerk of the Course :

Orbits

Sig : Time :

Chief Timekeeper : Ian Sharp (SMART Timing)

 Results available at [www.speedhive.com](http://www.speedhive.com) and [www.smart-timing.co.uk](http://www.smart-timing.co.uk)

Printed: 27/05/2018 13:39:16



## KMSC National Motorcycle Racing AC

Scottish Championship Superbikes & KMSC Clubman

Knockhill 1.267 miles

Race 21 - 2nd Race

27/05/2018 12:45

Race (10 Laps) started at 13:24:05

Lap	Time of Day	Lap Tm	S1	S2	S3	SFSpd	S1Spd
<b>(88) Lewis ROLLO</b>							
1	13:25:02.520	<b>51.522</b>	15.207	19.487	16.828	103.242	131.326
2	13:25:52.614	<b>50.094</b>	14.383	19.099	<b>16.612</b>	146.844	<b>132.624</b>
3	13:26:42.767	<b>50.153</b>	14.421	19.002	16.730	149.460	132.362
4	13:27:33.032	<b>50.265</b>	14.478	19.150	16.637	149.794	130.814
5	13:28:23.173	<b>50.141</b>	14.352	19.056	16.733	153.214	130.814
6	13:29:13.112	<b>49.939</b>	14.339	<b>18.858</b>	16.742	<b>155.342</b>	129.551
7	13:30:03.643	<b>50.531</b>	<b>14.338</b>	19.089	17.104	153.917	130.053
8	13:30:54.466	<b>50.823</b>	14.640	19.385	16.798	147.489	131.584
9	13:31:45.156	<b>50.690</b>	14.474	19.435	16.781	148.797	129.802
10	13:32:35.798	<b>50.642</b>	14.496	19.096	17.050	150.804	129.802

Lap	Time of Day	Lap Tm	S1	S2	S3	SFSpd	S1Spd
<b>(99) Callum GRIGOR</b>							
1	13:25:01.948	<b>51.193</b>	15.169	19.240	16.784	97.117	131.070
2	13:25:52.003	<b>50.055</b>	14.348	<b>18.965</b>	<b>16.742</b>	<b>154.983</b>	130.560
3	13:26:42.560	<b>50.557</b>	14.488	19.041	17.028	148.140	130.306
4	13:27:32.915	<b>50.355</b>	14.475	19.050	16.830	148.468	129.053
5	13:28:23.486	<b>50.571</b>	14.584	19.200	16.787	149.794	129.802
6	13:29:13.705	<b>50.219</b>	14.367	18.995	16.857	150.465	130.306
7	13:30:04.739	<b>51.034</b>	14.493	18.968	17.573	151.143	130.306
8	13:30:56.548	<b>51.809</b>	14.625	20.249	16.935	146.523	130.306
9	13:31:47.399	<b>50.851</b>	<b>14.328</b>	19.471	17.052	151.484	<b>131.584</b>
10	13:32:37.591	<b>50.192</b>	14.337	18.990	16.865	152.865	131.584

Lap	Time of Day	Lap Tm	S1	S2	S3	SFSpd	S1Spd
<b>(34) John DEAN</b>							
1	13:25:02.118	<b>51.263</b>	15.365	19.230	<b>16.668</b>	100.011	134.215
2	13:25:52.351	<b>50.233</b>	14.467	<b>18.980</b>	16.786	153.564	137.516
3	13:26:42.664	<b>50.313</b>	14.416	19.069	16.828	152.171	136.121
4	13:27:33.285	<b>50.621</b>	14.579	19.334	16.708	150.129	<b>139.227</b>
5	13:28:23.640	<b>50.355</b>	14.383	19.224	16.748	150.804	135.298
6	13:29:13.834	<b>50.194</b>	14.499	18.984	16.711	152.517	136.398
7	13:30:04.728	<b>50.894</b>	14.534	19.208	17.152	<b>154.270</b>	136.121
8	13:30:56.304	<b>51.576</b>	14.598	20.133	16.845	152.171	138.366
9	13:31:47.679	<b>51.375</b>	14.647	19.662	17.066	152.171	132.624
10	13:32:37.977	<b>50.298</b>	<b>14.368</b>	19.191	16.739	154.270	137.234

Lap	Time of Day	Lap Tm	S1	S2	S3	SFSpd	S1Spd
<b>(94) Greg GILFILLAN</b>							
1	13:25:01.768	<b>51.317</b>	15.159	19.343	16.815	96.697	131.326
2	13:25:53.227	<b>51.459</b>	14.737	19.801	16.921	151.484	130.306
3	13:26:43.273	<b>50.046</b>	14.443	<b>18.961</b>	16.642	146.844	133.947
4	13:27:33.399	<b>50.126</b>	<b>14.359</b>	19.222	<b>16.545</b>	151.484	<b>135.298</b>
5	13:28:23.828	<b>50.429</b>	14.489	19.140	16.800	150.465	133.680
6	13:29:13.982	<b>50.154</b>	14.441	19.046	16.667	150.129	133.680
7	13:30:05.036	<b>51.054</b>	14.481	19.227	17.346	151.827	133.680
8	13:30:56.625	<b>51.589</b>	14.872	19.822	16.895	149.794	133.415
9	13:31:47.745	<b>51.120</b>	14.480	19.617	17.023	153.564	131.326
10	13:32:38.105	<b>50.360</b>	14.623	18.964	16.773	<b>157.161</b>	133.150

Lap	Time of Day	Lap Tm	S1	S2	S3	SFSpd	S1Spd
<b>(45) Ewan GRAY</b>							
1	13:25:03.424	<b>52.186</b>	15.583	19.584	17.019	98.688	129.551
2	13:25:54.848	<b>51.424</b>	14.949	19.563	16.912	<b>154.626</b>	124.968
3	13:26:46.473	<b>51.625</b>	14.790	19.649	17.186	145.886	128.559
4	13:27:37.890	<b>51.417</b>	14.535	19.634	17.248	144.317	<b>133.150</b>
5	13:28:28.443	<b>50.553</b>	<b>14.480</b>	19.205	16.868	146.204	129.053
6	13:29:18.948	<b>50.505</b>	14.519	19.270	<b>16.716</b>	146.204	129.551
7	13:30:09.336	<b>50.388</b>	14.495	<b>19.086</b>	16.807	150.129	128.068
8	13:31:00.618	<b>51.282</b>	14.565	19.203	17.514	147.489	128.805
9	13:31:54.664	<b>54.046</b>	14.799	21.931	17.316	145.255	129.802
10	13:32:46.163	<b>51.499</b>	14.547	19.796	17.156	148.140	129.551

Lap	Time of Day	Lap Tm	S1	S2	S3	SFSpd	S1Spd
<b>(72) Sean GILFILLAN</b>							
1	13:25:04.805	<b>53.811</b>	16.097	20.413	17.301	93.465	131.842
2	13:25:56.271	<b>51.466</b>	14.950	19.690	<b>16.826</b>	146.204	130.560
3	13:26:47.849	<b>51.578</b>	14.622	19.701	17.255	145.886	<b>133.947</b>
4	13:27:39.359	<b>51.510</b>	14.763	19.690	17.057	144.628	132.362
5	13:28:30.309	<b>50.950</b>	<b>14.474</b>	19.518	16.958	<b>154.626</b>	131.842
6	13:29:21.466	<b>51.157</b>	14.725	<b>19.351</b>	17.081	152.517	131.326
7	13:30:13.223	<b>51.757</b>	15.400	19.482	16.875	153.917	129.302
8	13:31:05.112	<b>51.889</b>	14.992	19.898	16.999	149.794	130.306
9	13:31:57.793	<b>52.681</b>	14.659	20.271	17.751	149.460	130.560
10	13:32:50.291	<b>52.498</b>	15.452	19.986	17.060	146.204	126.618

**(9) Kristopher DUNCAN**

Lap	Time of Day	Lap Tm	S1	S2	S3	SFSpd	S1Spd
1	13:25:04.458	<b>53.482</b>	15.799			103.402	126.857
2	13:25:56.143	<b>51.685</b>	14.790			144.008	129.053
3	13:26:47.687	<b>51.544</b>	<b>14.543</b>			148.468	<b>130.560</b>
4	13:27:39.287	<b>51.600</b>	14.674			147.489	129.551
5	13:28:31.170	<b>51.883</b>	14.809			<b>150.129</b>	130.560
6	13:29:22.710	<b>51.540</b>	14.621			147.166	130.053
7	13:30:14.440	<b>51.730</b>	14.798			140.392	129.551
8	13:31:07.820	<b>53.380</b>	14.993			143.087	128.805
9	13:32:00.094	<b>52.274</b>	14.824			145.886	128.313
10	13:32:54.152	<b>54.058</b>	15.288			141.577	127.824

Lap	Time of Day	Lap Tm	S1	S2	S3	SFSpd	S1Spd
<b>(18) Clint WALKER</b>							
1	13:25:07.218	<b>54.665</b>	16.100	21.061	<b>17.504</b>	100.310	123.360
2	13:26:00.490	<b>53.272</b>	15.044	20.559	17.669	147.489	<b>124.968</b>
3	13:26:54.024	<b>53.534</b>	15.305	20.548	17.681	145.570	124.735
4	13:27:47.260	<b>53.236</b>	15.280	<b>20.241</b>	17.715	142.177	124.968
5	13:28:40.378	<b>53.118</b>	<b>14.999</b>	20.394	17.725	146.523	124.044
6	13:29:34.032	<b>53.654</b>	15.199	20.783	17.672	147.814	124.504
7	13:30:27.456	<b>53.424</b>	15.606	20.243	17.575	<b>150.129</b>	123.133
8	13:31:20.889	<b>53.433</b>	15.077	20.712	17.644	146.204	122.683
9	13:32:14.407	<b>53.518</b>	15.316	20.506	17.696	143.699	124.044
10	13:33:07.450	<b>53.043</b>	15.130	20.264	17.649	147.166	124.735

Lap	Time of Day	Lap Tm	S1	S2	S3	SFSpd	S1Spd
<b>(30) Alan RENNIE</b>							
1	13:25:05.748	<b>53.995</b>	15.785	20.617	<b>17.593</b>	110.922	129.551
2	13:25:58.982	<b>53.234</b>	15.255	<b>20.381</b>	17.598	144.628	128.313
3	13:26:52.439	<b>53.457</b>	<b>15.112</b>	20.747	17.598	144.008	<b>130.560</b>
4	13:27:46.228	<b>53.789</b>	15.540	20.509	17.740	143.087	125.905
5	13:28:40.084	<b>53.856</b>	15.466	20.571	17.819	143.087	127.098
6	13:29:33.868	<b>53.784</b>	15.386	20.631	17.767	143.087	127.098
7	13:30:27.181	<b>53.313</b>	15.247	20.416	17.650	<b>144.941</b>	130.306
8	13:31:20.709	<b>53.528</b>	15.215	20.554	17.759	144.317	125.905
9	13:32:14.549	<b>53.840</b>	15.270	20.967	17.603	138.939	126.142
10	13:33:07.838	<b>53.289</b>	15.177			138.081	127.824

Lap	Time of Day	Lap Tm	S1	S2	S3	SFSpd	S1Spd
<b>(11) Richard HUGHES</b>							
1	13:25:08.321	<b>56.081</b>	16.637	21.465	17.979	103.402	120.265
2	13:26:01.432	<b>53.111</b>	15.211			135.845	126.142
3	13:26:54.473	<b>53.041</b>	<b>14.991</b>	20.585	<b>17.465</b>	<b>140.687</b>	<b>126.380</b>

## KMSC National Motorcycle Racing AC

Scottish Championship Superbikes & KMSC Clubman

Knockhill 1.267 miles

Race 21 - 2nd Race

27/05/2018 12:45

Race (10 Laps) started at 13:24:05

Lap	Time of Day	Lap Tm	S1	S2	S3	SFSpd	S1Spd
3	13:26:57.857	<b>54.279</b>	15.751	20.562	17.966	138.081	121.792
4	13:27:52.329	<b>54.472</b>	15.635	20.825	18.012	143.087	119.835
5	13:28:46.314	<b>53.985</b>	<b>15.450</b>	20.692	17.843	139.517	122.908
6	13:29:40.481	<b>54.167</b>	15.725	20.614	17.828	140.687	119.835
7	13:30:34.145	<b>53.664</b>	15.461	<b>20.361</b>	17.842	141.877	121.352
8	13:31:28.842	<b>54.697</b>	15.732	20.942	18.023	142.177	120.049
9	13:32:23.151	<b>54.309</b>	15.517	20.541	18.251	139.808	121.352
10	13:33:17.458	<b>54.307</b>	16.263	20.423	<b>17.621</b>	139.808	119.621

(41) Lukasz PIEC

1	13:25:08.060	<b>56.045</b>	16.416	21.712	17.917	111.660	119.196
2	13:26:03.213	<b>55.153</b>	15.759	21.465	17.929	128.559	118.775
3	13:26:58.582	<b>55.369</b>	16.328	21.138	17.903	124.273	118.147
4	13:27:53.169	<b>54.587</b>	<b>15.420</b>	21.394	17.773	129.302	121.572
5	13:28:46.788	<b>53.619</b>	15.442	<b>20.783</b>	<b>17.394</b>	135.298	123.587
6	13:29:40.988	<b>54.200</b>	15.434	20.971	17.795	137.516	113.549
7	13:30:35.204	<b>54.216</b>	15.495	20.958	17.763	128.559	118.775
8	13:31:29.749	<b>54.545</b>	15.460	21.182	17.903	<b>143.392</b>	123.587
9	13:32:23.858	<b>54.109</b>	15.643	20.797	17.669	137.234	121.572
10	13:33:18.424	<b>54.566</b>	15.850	20.862	17.854	135.845	<b>124.735</b>

(69) Rodney SCOTT

1	13:25:09.295	<b>56.951</b>	16.802	22.057	18.092	106.015	117.733
2	13:26:04.137	<b>54.842</b>	15.621	21.169	18.052	139.227	129.802
3	13:26:59.007	<b>54.870</b>	15.454	21.293	18.123	136.675	117.733
4	13:27:53.535	<b>54.528</b>	15.261	21.508	<b>17.759</b>	139.227	<b>131.070</b>
5	13:28:47.646	<b>54.111</b>	15.470	<b>20.852</b>	17.789	138.366	120.049
6	13:29:41.693	<b>54.047</b>	<b>15.149</b>	21.021	17.877	139.227	130.560
7	13:30:36.379	<b>54.686</b>	15.516	21.092	18.038	132.886	128.559
8	13:31:31.005	<b>54.626</b>	15.448	21.215	17.963	136.398	130.306
9	13:32:25.906	<b>54.901</b>	15.630	21.144	18.127	<b>141.279</b>	119.835
10	13:33:20.460	<b>54.554</b>	15.548	20.890	18.116	139.808	129.551

(28) Andrew BUCHANAN

1	13:25:09.974	<b>57.668</b>	17.366	21.938	18.364	96.836	116.103
2	13:26:05.212	<b>55.238</b>	15.922	21.217	18.099	132.886	118.985
3	13:26:59.811	<b>54.599</b>	15.984	<b>20.860</b>	<b>17.755</b>	<b>136.675</b>	120.049
4	13:27:54.981	<b>55.170</b>	<b>15.737</b>	21.212	18.221	134.484	<b>122.236</b>
5	13:28:51.516	<b>56.535</b>	16.387	21.967	18.181	132.886	113.166
6	13:29:47.888	<b>56.372</b>	16.492	21.623	18.257	133.150	112.220
7	13:30:43.571	<b>55.683</b>	16.221	21.324	18.138	130.053	117.321
8	13:31:39.765	<b>56.194</b>	16.236	21.557	18.401	134.484	116.304
9	13:32:36.171	<b>56.406</b>	16.114	22.050	18.242	126.618	114.910

(218) Paul BOWERBANK

1	13:25:11.727	<b>58.768</b>	17.686	22.445	18.637	105.020	<b>116.103</b>
2	13:26:08.155	<b>56.428</b>	<b>16.167</b>	21.428	18.833	130.560	115.504
3	13:27:04.213	<b>56.058</b>	16.224	<b>21.392</b>	<b>18.442</b>	<b>135.298</b>	115.703
4	13:28:00.667	<b>56.454</b>	16.289	21.518	18.647	131.584	116.103
5	13:28:57.188	<b>56.521</b>	16.185	21.517	18.819	132.624	115.107
6	13:29:54.078	<b>56.890</b>	16.277	21.775	18.838	135.025	114.714
7	13:30:51.493	<b>57.415</b>	16.991	21.689	18.735	118.565	114.323
8	13:31:50.022	<b>58.529</b>	16.321	22.411	19.797	131.326	114.323
9	13:32:48.331	<b>58.309</b>	16.559	22.196	19.554	135.025	114.714

(51) Calum JACKSON

1	13:25:12.784	<b>59.992</b>	17.153	23.052	19.787	105.515	110.739
2	13:26:10.969	<b>58.185</b>	16.220	22.558	19.407	<b>141.279</b>	<b>123.133</b>
3	13:27:08.883	<b>57.914</b>	16.209	22.040	19.665	134.484	122.459
4	13:28:07.016	<b>58.133</b>	16.362	22.583	19.188	133.680	115.107
5	13:29:04.252	<b>57.236</b>	<b>15.934</b>	22.000	19.302	140.687	116.506
6	13:30:01.588	<b>57.336</b>	16.145	22.221	<b>18.970</b>	136.121	119.409
7	13:30:58.592	<b>57.004</b>	16.312	<b>21.576</b>	19.116	138.366	119.835
8	13:31:56.627	<b>58.035</b>	16.022	22.640	19.373	139.517	120.480
9	13:32:54.520	<b>57.893</b>	16.478	22.118	19.297	133.150	122.908

(222) Colin READ

1	13:25:13.653	<b>1:00.505</b>	17.886	23.427	19.192	101.066	110.556
2	13:26:11.811	<b>58.158</b>	16.792	22.482	18.884	133.680	114.518
3	13:27:08.874	<b>57.063</b>	16.165	22.252	18.646	<b>138.081</b>	<b>119.621</b>
4	13:28:05.897	<b>57.023</b>	16.170	22.327	<b>18.526</b>	135.025	116.103
5	13:29:02.918	<b>57.021</b>	<b>15.864</b>	<b>22.248</b>	18.909	133.947	115.107
6	13:30:01.196	<b>58.278</b>	16.590	22.350	19.338	129.302	115.504
7	13:30:59.834	<b>58.638</b>	17.341	22.733	18.564	123.133	105.681

Lap	Time of Day	Lap Tm	S1	S2	S3	SFSpd	S1Spd
8	13:31:58.167	<b>58.333</b>	16.618	22.834	18.881	119.196	112.408
9	13:32:56.086	<b>57.919</b>	16.482	22.572	18.865	127.339	116.912
(37) Steven PATTERSON							
1	13:25:12.889	<b>1:00.363</b>	17.706	23.606	19.051	109.118	119.409
2	13:26:11.704	<b>58.815</b>	16.436	23.183	19.196	132.102	125.201
3	13:27:09.807	<b>58.103</b>	16.531	22.755	18.817	133.415	118.565
4	13:28:07.313	<b>57.506</b>	16.308	22.460	18.738	136.675	125.435
5	13:29:04.844	<b>57.531</b>	16.436	22.408	18.687	129.302	121.792
6	13:30:01.855	<b>57.011</b>	<b>16.172</b>	<b>22.227</b>	<b>18.612</b>	<b>139.227</b>	124.735
7	13:30:59.607	<b>57.752</b>	16.475	22.534	18.743	136.675	121.572
8	13:31:58.647	<b>59.040</b>	17.244	22.756	19.040	116.912	122.683
9	13:32:56.152	<b>57.505</b>	16.209	22.668	18.628	127.339	<b>126.857</b>

(19) Nic BOYES

1	13:25:14.727	<b>1:01.535</b>	18.277	23.861	19.397	94.651	103.721
2	13:26:13.999	<b>59.272</b>	17.459	22.390	19.423	124.044	104.529
3	13:27:11.584	<b>57.585</b>	16.351	22.384	18.850	129.802	<b>112.408</b>
4	13:28:08.917	<b>57.333</b>	<b>16.149</b>	22.354	<b>18.830</b>	<b>133.680</b>	110.739
5	13:29:05.946	<b>57.029</b>	16.231	21.885	18.913	129.551	111.290
6	13:30:03.965	<b>58.019</b>	16.310	22.529	19.180	130.053	102.611
7	13:31:01.159	<b>57.194</b>	16.560	<b>21.758</b>	18.876	131.070	111.846
8	13:31:59.475	<b>58.316</b>	16.321	22.386	19.609	130.306	110.739
9	13:32:57.040	<b>57.565</b>	16.543	22.081	18.941	125.905	109.118

(38) Craig MARTIN

1	13:25:13.467	<b>1:00.650</b>	17.923	23.291	19.436	102.768	116.304
2	13:26:12.299	<b>58.832</b>	16.527	22.630	19.675	133.150	110.556
3	13:27:10.175	<b>57.876</b>	16.711	<b>22.221</b>	<b>18.944</b>	127.339	<b>117.321</b>
4	13:28:07.974	<b>57.799</b>	16.284	22.357	19.158	<b>139.808</b>	110.012
5	13:29:05.414	<b>57.440</b>	<b>16.215</b>	22.234	18.991	131.842	111.846
6	13:30:06.757	<b>1:01.343</b>	16.670	24.252	20.421	129.551	101.371

(1) Bruce BIRNIE

1	13:25:03.258	<b>52.132</b>	15.399	19.766	16.967	104.692	133.150
2	13:25:54.668	<b>51.410</b>	15.035	<b>19.472</b>	<b>16.903</b>	150.465	133.947
3	13:26:46.273	<b>51.605</b>	14.932	19.595	17.078	151.827	132.102
4	13:27:37.987	<b>51.714</b>	14.664	19.637	17.413	152.865	131.584

Clerk of the Course :

Sig : Time :

Chief Timekeeper : Ian Sharp (SMART Timing)

Results available at [www.speedhive.com](http://www.speedhive.com) and [www.smart-timing.co.uk](http://www.smart-timing.co.uk)

Printed: 27/05/2018 13:38:10

Orbits





**KMSC National Motorcycle Racing AC****Lapchart****Scottish Championship Superbikes & KMSC Clubman****Knockhill 1.267 miles****Race 21 - 2nd Race****27/05/2018 12:45****Race (10 Laps) started at 13:24:05**

Competitors	Laps											
	0	1	2	3	4	5	6	7	8	9	10	
Greg GILFILLAN (94)	1	94	94	99	99	99	88	88	88	88	88	88
Callum GRIGOR (99)	2	99	99	34	34	88	99	99	34	34	99	99
John DEAN (34)	3	34	34	88	88	34	34	34	99	99	34	34
Kristopher DUNCAN (9)	4	9	88	94	94	94	94	94	94	94	94	94
Sean GILFILLAN (72)	5	72	1	1	1	45	45	45	45	45	45	45
Lewis ROLLO (88)	6	88	45	45	45	1	72	72	72	72	72	72
Bruce BIRNIE (1)	7	1	9	9	9	9	9	9	9	9	9	9
Ewan GRAY (45)	8	45	72	72	72	72	30	30	30	30	18	18
Des BURNS (67)	9	67	30	30	30	30	18	18	18	18	30	30
David SUDDER (122)	10	122	67	67	67	18	11	11	11	11	11	11
Alan RENNIE (30)	11	30	18	18	18	11	67	67	67	67	67	67
Lukasz PIEC (41)	12	41	41	11	11	67	122	122	122	122	122	71
Richard HUGHES (11)	13	11	11	41	122	122	41	41	41	41	71	122
Andrew BUCHANAN (28)	14	28	122	122	41	41	69	69	71	71	41	41
Rodney SCOTT (69)	15	69	69	69	69	69	71	71	69	69	69	69
Steven PATTERSON (37)	16	37	28	28	28	28	28	28	28	28	28	28
Clint WALKER (18)	17	18	218	218	71	71	218	218	218	218	218	218
Calum JACKSON (51)	18	51	51	71	218	218	222	222	51	51	51	51
Craig MARTIN (38)	19	38	37	51	222	222	51	51	37	222	222	222
Paul BOWERBANK (218)	20	218	71	37	51	51	37	37	222	37	37	37
Colin READ (222)	21	222	38	222	37	37	38	19	19	19	19	19
Nic BOYES (19)	22	19	222	38	38	38	19	38				
Gavin JONES (71)	23	71	19	19	19	19						
-	24											
-	25											
-	26											
-	27											
-	28											

Clerk of the Course :

Sig : Time :

Chief Timekeeper : Ian Sharp (SMART Timing)

Results available at [www.speedhive.com](http://www.speedhive.com) and [www.smart-timing.co.uk](http://www.smart-timing.co.uk)

Printed: 27/05/2018 13:38:42

Orbits



## KMSC National Motorcycle Racing AC

KMSC Championship Superbikes & KMSC Clubman

Knockhill 1.267 miles

Race 26 - 3rd Race

27/05/2018 14:00

Race (10 Laps)



POLE POSITION

<b>3</b> 34 John DEAN	<b>2</b> 99 Callum GRIGOR	<b>1</b> 88 Lewis ROLLO	<b>1</b>
<b>6</b> 72 Sean GILFILLAN	<b>5</b> 45 Ewan GRAY	<b>4</b> 94 Greg GILFILLAN	<b>2</b>
<b>9</b> 30 Alan RENNIE	<b>8</b> 18 Clint WALKER	<b>7</b> 9 Kristopher DUNCAN	<b>3</b>
<b>12</b> 71 Gavin JONES	<b>11</b> 67 Des BURNS	<b>10</b> 11 Richard HUGHES	<b>4</b>
<b>15</b> 69 Rodney SCOTT	<b>14</b> 41 Lukasz PIEC	<b>13</b> 122 David SUDES	<b>5</b>
<b>18</b> 51 Calum JACKSON	<b>17</b> 218 Paul BOWERBANK	<b>16</b> 28 Andrew BUCHANAN	<b>6</b>
<b>21</b> 19 Nic BOYES	<b>20</b> 37 Steven PATTERSON	<b>19</b> 222 Colin READ	<b>7</b>
<b>24</b> 32 John MacDONALD	<b>23</b> 1 Bruce BIRNIE	<b>22</b> 38 Craig MARTIN	<b>8</b>
<b>27</b> 7 James MacAULAY	<b>26</b> 75 Charlie BUNYAN	<b>25</b> 47 Alan BRYCE	<b>9</b>
		<b>28</b> 100 Laura NUTTALL	<b>10</b>

Clerk of the Course :

Sig : Time :

Chief Timekeeper : Ian Sharp (SMART Timing)

Results available at [www.speedhive.com](http://www.speedhive.com) and [www.smart-timing.co.uk](http://www.smart-timing.co.uk)

Printed: 27/05/2018 13:37:06

Orbits



# Race Results

## KMSC National Motorcycle Racing AC

Sorted on Laps

Scottish Championship Lightweights

Knockhill 1.267 miles

Race 22 - 2nd Race

27/05/2018 13:00

Race (10 Laps) started at 13:39:02

Pos	No.	Name	Make/Model	CC	Class	Laps	Total Tm	Diff	Best Tm	In Lap	Avg. Speed
1	155	Scott CAMPBELL	Kawasaki	ER6 650	SL	10	9:18.764		54.982	8	81.628
2	21	Grant REID	Kawasaki	ER6	SL	10	9:22.026	3.262	55.181	8	81.154
3	34	Kenneth THIRLWALL	Kawasaki	ER6	SL	10	9:30.407	11.643	55.937	4	79.962
4	800	Gordon CLARK	Kawasaki	ER6 650	SL	10	9:32.728	13.964	56.127	8	79.638
5	85	Steven HORNE	Kawasaki	ER6	SL	10	9:33.089	14.325	56.052	8	79.588
6	88	Lewis NICOL	Suzuki	SV650	SL	10	9:33.218	14.454	55.865	5	79.570
7	66	Kevin WATRET	Kawasaki	ER6	SL	10	9:41.137	22.373	56.780	5	78.486
8	22	Allan BROWN	Suzuki	SV650	SL	10	9:41.317	22.553	56.918	6	78.461
9	13	Andrew BARTON	Kawasaki	ER650	SL	10	9:53.121	34.357	57.965	2	76.900
10	39	Stuart HAMILTON	Suzuki	SV650	SL	10	9:55.971	37.207	57.824	9	76.532
11	16	Gerry KEIRNAN	Kawasaki	ER6	SL	10	9:56.113	37.349	57.949	9	76.514
12	15	Finlay MILNE	Suzuki	SV650	SL	10	10:06.588	47.824	59.139	3	75.193
13	74	Christine WATSON	Kawasaki	ER6	SL	10	10:13.302	54.538	59.850	3	74.369
14	7	Raymond DUGUID	Yamaha	TRX850	SL	10	10:13.719	54.955	1:00.199	2	74.319
Not classified											
DNF	26	Chris COCHRANE	Kawasaki	ER650	SL	7	7:21.621	DNF	1:01.617	5	72.296
DNS	278	Paul MARSHALL	Kawasaki	ER6	SL			DNS		0	-

Margin of Victory	Avg. Speed	Best Lap Tm	Best Speed	Best Lap by
3.262	81.628	54.982	82.956	155 - Scott CAMPBELL

Clerk of the Course :

Orbits

Sig : Time :

Chief Timekeeper : Ian Sharp (SMART Timing)

 Results available at [www.speedhive.com](http://www.speedhive.com) and [www.smart-timing.co.uk](http://www.smart-timing.co.uk)

Printed: 27/05/2018 13:53:08



## KMSC National Motorcycle Racing AC

### Scottish Championship Lightweights

### Knockhill 1.267 miles

#### Race 22 - 2nd Race

27/05/2018 13:00

#### Race (10 Laps) started at 13:39:02

Lap	Time of Day	Lap Tm	S1	S2	S3	SFSpd	S1Spd	Lap	Time of Day	Lap Tm	S1	S2	S3	SFSpd	S1Spd
<b>(155) Scott CAMPBELL</b>															
1	13:40:03.926	<b>56.603</b>	16.897	21.031	18.675	87.837	109.296	1	13:40:07.783	<b>59.678</b>	18.083	22.660	18.935	91.677	107.544
2	13:40:59.209	<b>55.283</b>	15.908	20.714	18.661	128.313	109.296	2	13:41:04.849	<b>57.066</b>	16.539	21.799	18.728	123.587	110.556
3	13:41:54.585	<b>55.376</b>	16.001	20.816	18.559	130.560	108.238	3	13:42:02.642	<b>57.793</b>	16.184	21.974	19.635	128.068	111.290
4	13:42:49.880	<b>55.295</b>	15.947	20.757	18.591	130.306	109.832	4	13:43:00.426	<b>57.784</b>	16.440	22.355	18.989	124.735	110.193
5	13:43:45.087	<b>55.207</b>	15.874	20.766	18.567	129.802	<b>110.556</b>	5	13:43:57.206	<b>56.780</b>	16.269	<b>21.786</b>	<b>18.725</b>	126.857	111.105
6	13:44:40.515	<b>55.428</b>	16.087	20.953	<b>18.388</b>	130.814	110.374	6	13:44:54.098	<b>56.892</b>	<b>16.124</b>	21.983	18.785	128.068	<b>111.660</b>
7	13:45:35.886	<b>55.371</b>	<b>15.833</b>	20.879	18.659	130.814	110.193	7	13:45:51.317	<b>57.219</b>	16.266	21.984	18.969	127.824	110.193
8	13:46:30.868	<b>54.982</b>	15.960	20.605	18.417	<b>131.326</b>	109.296	8	13:46:48.365	<b>57.048</b>	16.332	21.957	18.759	128.068	110.193
9	13:47:26.172	<b>55.304</b>	15.991	20.675	18.638	130.814	110.556	9	13:47:45.733	<b>57.368</b>	16.571	21.937	18.860	129.053	110.012
10	13:48:21.158	<b>54.986</b>	15.965	<b>20.528</b>	18.493	130.306	110.556	10	13:48:43.531	<b>57.798</b>	16.489	22.349	18.960	<b>130.053</b>	110.012
<b>(21) Grant REID</b>															
1	13:40:04.266	<b>56.687</b>	16.891			90.077	112.786	<b>(22) Allan BROWN</b>							
2	13:41:00.266	<b>56.000</b>	16.239			134.754	111.105	1	13:40:07.381	<b>59.165</b>	17.803	22.110	19.252	88.884	103.402
3	13:41:55.616	<b>55.350</b>	15.868			134.215	<b>112.976</b>	2	13:41:04.488	<b>57.107</b>	16.462	21.508	19.137	<b>126.380</b>	<b>104.856</b>
4	13:42:50.826	<b>55.210</b>	15.908			134.215	112.408	3	13:42:02.517	<b>58.029</b>	16.484	<b>21.398</b>	20.147	126.142	104.366
5	13:43:46.434	<b>55.608</b>	15.960			134.484	112.976	4	13:42:59.506	<b>56.989</b>	16.523	21.414	19.052	124.273	104.529
6	13:44:42.227	<b>55.793</b>	16.208			134.754	112.033	5	13:43:56.577	<b>57.071</b>	16.463	21.650	18.958	123.133	104.043
7	13:45:37.813	<b>55.586</b>	15.926			135.025	112.786	6	13:44:53.495	<b>56.918</b>	<b>16.370</b>	21.662	<b>18.886</b>	124.044	103.561
8	13:46:32.994	<b>55.181</b>	<b>15.766</b>			<b>135.298</b>	111.290	7	13:45:51.173	<b>57.678</b>	16.494	21.783	19.401	124.044	103.561
9	13:47:28.531	<b>55.537</b>	15.984			134.754	110.193	8	13:46:48.834	<b>57.661</b>	16.697	21.950	19.014	123.815	102.611
10	13:48:24.420	<b>55.889</b>	15.977			133.947	112.220	9	13:47:46.134	<b>57.300</b>	16.551	21.764	18.985	125.201	103.721
<b>(34) Kenneth THIRLWALL</b>															
1	13:40:05.611	<b>58.067</b>	17.646	21.491	18.930	86.590	<b>107.201</b>	10	13:48:43.711	<b>57.577</b>	16.710	21.927	18.940	123.133	103.242
2	13:41:02.176	<b>56.565</b>	16.482	21.314	18.769	<b>129.053</b>	106.689	<b>(13) Andrew BARTON</b>							
3	13:41:58.139	<b>55.963</b>	16.353	20.930	<b>18.680</b>	129.053	106.015	1	13:40:09.465	<b>1:01.250</b>					
4	13:42:54.076	<b>55.937</b>	<b>16.267</b>	20.843	18.827	128.068	106.859	2	13:41:07.430	<b>57.965</b>					
5	13:43:50.268	<b>56.192</b>	16.417	20.931	18.844	127.098	106.859	3	13:42:06.129	<b>58.699</b>					
6	13:44:46.470	<b>56.202</b>	16.366	21.074	18.762	127.824	106.183	4	13:43:04.366	<b>58.237</b>					
7	13:45:43.430	<b>56.960</b>	16.909	21.069	18.982	128.068	106.520	5	13:44:02.721	<b>58.355</b>					
8	13:46:40.121	<b>56.691</b>	16.597	21.205	18.889	127.824	105.349	6	13:45:01.231	<b>58.510</b>					
9	13:47:36.287	<b>56.166</b>	16.461	<b>20.803</b>	18.902	127.581	106.520	7	13:45:59.420	<b>58.189</b>					
10	13:48:32.801	<b>56.514</b>	16.426	21.107	18.981	126.380	106.015	8	13:46:58.140	<b>58.720</b>					
<b>(800) Gordon CLARK</b>															
1	13:40:06.044	<b>58.258</b>	17.480			88.416	107.030	9	13:47:56.711	<b>58.571</b>					
2	13:41:03.304	<b>57.260</b>	16.654			125.201	107.544	10	13:48:55.515	<b>58.804</b>					
3	13:41:59.531	<b>56.227</b>	16.150			128.313	<b>110.193</b>	<b>(39) Stuart HAMILTON</b>							
4	13:42:55.800	<b>56.269</b>	16.250	<b>21.396</b>	<b>18.623</b>	124.968	109.832	1	13:40:10.586	<b>1:02.055</b>	18.482	23.784	19.789	91.802	<b>104.204</b>
5	13:43:52.344	<b>56.544</b>	16.133			127.339	109.832	2	13:41:09.536	<b>58.950</b>	17.102	22.321	19.527	123.587	102.926
6	13:44:49.199	<b>56.855</b>	16.259			<b>129.802</b>	109.296	3	13:42:08.611	<b>59.075</b>	16.993	22.333	19.749	<b>124.273</b>	103.084
7	13:45:45.466	<b>56.267</b>	16.140			127.581	109.474	4	13:43:04.366	<b>59.009</b>	16.923	22.423	19.663	123.360	102.454
8	13:46:41.593	<b>56.127</b>	<b>16.105</b>			129.302	108.941	5	13:44:06.211	<b>58.591</b>	16.857	22.131	19.603	122.908	103.242
9	13:47:38.097	<b>56.504</b>	16.337			127.824	109.296	6	13:45:04.688	<b>58.477</b>	16.855	22.109	19.513	121.572	103.882
10	13:48:35.122	<b>57.025</b>	16.273			129.802	106.689	7	13:46:02.845	<b>58.157</b>	16.760	21.821	19.576	122.683	102.454
<b>(85) Steven HORNE</b>															
1	13:40:06.980	<b>59.137</b>	17.887			87.153	103.721	8	13:46:58.140	<b>58.720</b>	16.853	22.504	19.491	122.683	102.768
2	13:41:03.751	<b>56.771</b>	16.453			127.824	106.859	9	13:47:56.711	<b>58.571</b>	16.755	<b>21.736</b>	<b>19.333</b>	122.683	103.242
3	13:41:59.985	<b>56.234</b>	16.266			130.053	<b>108.238</b>	10	13:48:55.515	<b>58.804</b>	16.945	22.048	19.855	122.014	102.768
4	13:42:56.383	<b>56.398</b>	16.282			129.302	108.064	<b>(16) Gerry KEIRNAN</b>							
5	13:43:52.536	<b>56.153</b>	16.280			127.824	107.544	1	13:40:10.870	<b>1:02.391</b>	19.008	23.601	19.782	90.077	104.529
6	13:44:49.433	<b>56.897</b>	16.581			130.814	107.372	2	13:41:09.911	<b>59.041</b>	17.248	22.441	19.352	<b>127.581</b>	104.366
7	13:45:45.889	<b>56.456</b>	16.438			<b>131.326</b>	107.201	3	13:42:08.812	<b>58.901</b>	16.690	22.636	19.575	127.339	105.349
8	13:46:41.941	<b>56.052</b>	16.269			129.802	107.201	4	13:43:07.595	<b>58.783</b>	16.907	22.596	19.280	125.670	105.349
9	13:47:38.703	<b>56.762</b>	16.538			128.068	107.201	5	13:44:06.225	<b>58.630</b>	17.018	22.291	19.321	126.857	105.020
10	13:48:35.483	<b>56.780</b>	<b>16.150</b>	<b>21.702</b>	<b>18.928</b>	127.339	107.717	6	13:45:04.910	<b>58.685</b>	16.868	22.532	19.285	126.618	106.351
<b>(88) Lewis NICOL</b>															
1	13:40:06.151	<b>57.665</b>	17.419	21.473	18.773	88.532	108.064	7	13:46:09.059	<b>58.149</b>	16.604	<b>22.179</b>	19.366	126.380	105.020
2	13:41:02.343	<b>56.192</b>	16.361	21.231	18.600	<b>129.802</b>	107.544	8	13:47:01.996	<b>58.937</b>	16.805	22.734	19.398	125.435	106.859
3	13:41:58.622	<b>56.279</b>	16.362	21.167	18.750	129.302	107.890	9	13:47:59.517	<b>57.824</b>	<b>16.755</b>	<b>21.736</b>	<b>19.333</b>	122.683	103.242
4	13:42:54.706	<b>56.084</b>	16.384	21.243	<b>18.457</b>	127.339	106.859	10	13:48:58.365	<b>58.848</b>	16.945	22.048	19.855	122.014	102.768
5	13:43:50.571	<b>55.865</b>	<b>16.177</b>	21.123	18.565	128.559	107.890	<b>(15) Finlay MILNE</b>							
6	13:44:49.617	<b>59.046</b>	19.146	21.236	18.664	128.313	104.692	1	13:40:11.975	<b>1:03.001</b>	18.735	24.207	20.059	91.802	101.832
7	13:45:46.815	<b>57.198</b>	16.291	21.669	19.238	129.802	<b>108.764</b>	2	13:41:11.352	<b>59.377</b>	16.942	22.613	19.822	<b>124.044</b>	101.987
8	13:46:43.393	<b>56.578</b>	16.562	21.205	18.811	126.142	106.520	3	13:42:10.491	<b>59.139</b>	<b>16.921</b>	22.560	<b>19.658</b>	123.815	<b>102.298</b>
9	13:47:39.363	<b>55.970</b>	16.334	<b>20.937</b>	18.699	128.068	106.689	4	13:43:09.837						

## KMSC National Motorcycle Racing AC

Scottish Championship Lightweights

Knockhill 1.267 miles

Race 22 - 2nd Race

27/05/2018 13:00

Race (10 Laps) started at 13:39:02

Lap	Time of Day	Lap Tm	S1	S2	S3	SFSpd	S1Spd	Lap	Time of Day	Lap Tm	S1	S2	S3	SFSpd	S1Spd
3	13:42:12.762	<b>59.850</b>	17.153			124.044	107.890								
4	13:43:12.672	<b>59.910</b>	17.513			127.581	<b>108.238</b>								
5	13:44:13.407	<b>1:00.735</b>	17.684			120.697	107.544								
6	13:45:13.796	<b>1:00.389</b>	17.605	22.874	19.910	122.014	107.372								
7	13:46:14.513	<b>1:00.717</b>	17.469	23.229	20.019	122.236	106.351								
8	13:47:14.868	<b>1:00.355</b>	17.394	22.966	19.995	121.792	106.183								
9	13:48:15.394	<b>1:00.526</b>	17.571	22.999	19.956	<b>128.559</b>	105.349								
10	13:49:15.696	<b>1:00.302</b>	17.612	<b>22.837</b>	<b>19.853</b>	125.670	106.689								

(7) Raymond DUGUID

1	13:40:12.262	<b>1:03.669</b>	19.023	24.143	20.503	89.596	101.371
2	13:41:12.461	<b>1:00.199</b>	17.354	<b>22.633</b>	20.212	123.133	100.762
3	13:42:12.752	<b>1:00.291</b>	<b>17.252</b>	22.771	20.268	123.360	100.310
4	13:43:13.394	<b>1:00.642</b>	17.768	22.849	20.025	121.133	101.218
5	13:44:13.914	<b>1:00.520</b>	17.475	22.818	20.227	<b>123.587</b>	<b>102.142</b>
6	13:45:14.312	<b>1:00.398</b>	17.327	22.965	20.106	122.236	100.762
7	13:46:15.007	<b>1:00.695</b>	17.406	23.061	20.228	123.587	100.611
8	13:47:15.295	<b>1:00.288</b>	17.394	22.843	20.051	122.908	101.066
9	13:48:15.856	<b>1:00.561</b>	17.586	22.952	<b>20.023</b>	123.360	101.218
10	13:49:16.113	<b>1:00.257</b>	17.361	22.856	20.040	122.908	100.914

(26) Chris COCHRANE

1	13:40:13.645	<b>1:03.808</b>	19.266	24.472	20.070	83.054	<b>98.398</b>
2	13:41:15.346	<b>1:01.701</b>	18.016	23.634	<b>20.051</b>	117.321	98.111
3	13:42:16.980	<b>1:01.634</b>	<b>17.794</b>	23.462	20.378	<b>117.940</b>	98.254
4	13:43:18.857	<b>1:01.877</b>	18.214	23.519	20.144	116.506	97.257
5	13:44:20.474	<b>1:01.617</b>	17.848			115.703	97.117
6	13:45:22.153	<b>1:01.679</b>	17.909	<b>23.391</b>	20.379	116.709	97.682
7	13:46:24.015	<b>1:01.862</b>	18.204	23.496	20.162	116.506	96.836

Clerk of the Course :

Sig : Time :

Chief Timekeeper : Ian Sharp (SMART Timing)

Results available at [www.speedhive.com](http://www.speedhive.com) and [www.smart-timing.co.uk](http://www.smart-timing.co.uk)

Printed: 27/05/2018 13:53:27

Orbits



**KMSC National Motorcycle Racing AC****Lapchart****Scottish Championship Lightweights****Knockhill 1.267 miles****Race 22 - 2nd Race****27/05/2018 13:00****Race (10 Laps) started at 13:39:02**

Competitors	Laps											
	0	1	2	3	4	5	6	7	8	9	10	
Scott CAMPBELL (155)	1	155	155	155	155	155	155	155	155	155	155	155
Kenneth THIRLWALL (34)	2	34	21	21	21	21	21	21	21	21	21	21
Grant REID (21)	3	21	34	34	34	34	34	34	34	34	34	34
Gordon CLARK (800)	4	800	800	88	88	88	88	800	800	800	800	800
Steven HORNE (85)	5	85	88	800	800	800	800	85	85	85	85	85
Kevin WATRET (66)	6	66	85	85	85	85	85	88	88	88	88	88
Andrew BARTON (13)	7	13	22	22	22	22	22	22	22	66	66	66
Allan BROWN (22)	8	22	66	66	66	66	66	66	66	22	22	22
Gerry KEIRNAN (16)	9	16	13	13	13	13	13	13	13	13	13	13
Lewis NICOL (88)	10	88	39	39	39	16	39	39	39	39	39	39
Stuart HAMILTON (39)	11	39	16	16	16	39	16	16	16	16	16	16
Raymond DUGUID (7)	12	7	15	15	15	15	15	15	15	15	15	15
Finlay MILNE (15)	13	15	7	7	7	74	74	74	74	74	74	74
Christine WATSON (74)	14	74	74	74	74	7	7	7	7	7	7	7
Chris COCHRANE (26)	15	26	26	26	26	26	26	26	26			
-	16											

Clerk of the Course :

Sig : Time :

Chief Timekeeper : Ian Sharp (SMART Timing)

Results available at [www.speedhive.com](http://www.speedhive.com) and [www.smart-timing.co.uk](http://www.smart-timing.co.uk)

Printed: 27/05/2018 13:54:00

Orbits



## KMSC National Motorcycle Racing AC


KMSC Championship Lightweights

Knockhill 1.267 miles

Race 27 - 3rd Race

27/05/2018 14:15

Race (10 Laps)



POLE POSITION

<b>3</b> 34 Kenneth THIRLWALL	<b>2</b> 21 Grant REID	<b>1</b> 155 Scott CAMPBELL	<b>1</b>
<b>6</b> 88 Lewis NICOL	<b>5</b> 85 Steven HORNE	<b>4</b> 800 Gordon CLARK	<b>2</b>
<b>9</b> 13 Andrew BARTON	<b>8</b> 22 Allan BROWN	<b>7</b> 66 Kevin WATRET	<b>3</b>
<b>12</b> 15 Finlay MILNE	<b>11</b> 16 Gerry KEIRNAN	<b>10</b> 39 Stuart HAMILTON	<b>4</b>
<b>15</b> 26 Chris COCHRANE	<b>14</b> 7 Raymond DUGUID	<b>13</b> 74 Christine WATSON	<b>5</b>
		<b>16</b> 278 Paul MARSHALL	<b>6</b>

Clerk of the Course :

Sig : Time :

Chief Timekeeper : Ian Sharp (SMART Timing)

Results available at [www.speedhive.com](http://www.speedhive.com) and [www.smart-timing.co.uk](http://www.smart-timing.co.uk)

Orbits



# Race Results

## KMSC National Motorcycle Racing AC

Sorted on Laps

Scottish Championship Formula 600's

Knockhill 1.267 miles

Race 23 - 2nd Race

27/05/2018 13:15

Race (10 Laps) started at 13:54:07

Pos	No.	Name	Make/Model	CC	Class	Laps	Total Tm	Diff	Best Tm	In Lap	Avg. Speed
1	64	Sam MUNRO	Kawasaki	ZX6R 600	S6	10	8:42.406		51.025	8	87.309
2	12	William MONIE	Suzuki	GSXR600	S6	10	8:43.707	1.301	51.293	6	87.092
3	1	Bruce BIRNIE	Kawasaki	ZX6	S6	10	8:53.783	11.377	52.072	3	85.448
4	19	Kristopher DUNCAN	Kawasaki	ZX6R 600	S6	10	8:54.470	12.064	52.317	2	85.339
5	38	William BERGIN	Kawasaki	ZX6R 600	S6	10	8:54.574	12.168	52.233	3	85.322
6	47	Steven HADDOW	Kawasaki	ZX6R 600	S6	10	9:00.668	18.262	52.690	3	84.360
7	91	Lewis SHAND	Yamaha	R6 600	S6	10	9:01.868	19.462	52.886	3	84.173
8	26	Alan McGREGOR	Kawasaki	ZX6	S6	10	9:03.880	21.474	53.233	9	83.862
9	87	Steven ALLISON	Kawasaki	ZX6R 600	S6	10	9:04.871	22.465	53.204	3	83.710
10	11	Patrick FORMAN	Kawasaki	ZX6R 600	S6	10	9:11.209	28.803	53.602	3	82.747
11	5	Simon SMAIL	Triumph	Daytona 675R	S6	10	9:11.223	28.817	53.955	9	82.745
12	85	Steve HORNE	Triumph	Daytona 675	S6	10	9:11.727	29.321	53.866	10	82.669
13	55	James McLAREN	Suzuki	GSXR600	S6	10	9:15.008	32.602	53.781	7	82.181
14	27	Andrew DONALD	Kawasaki	ZX6R 600	S6	10	9:31.327	48.921	55.262	10	79.833
15	28	Paul BOWERBANK	Yamaha	R6 600	S6	10	9:32.757	50.351	55.162	10	79.634
16	48	Mark FARRELL	Yamaha	R6 600	S6	10	9:33.657	51.251	55.600	10	79.509
17	58	Barry STEWART	Kawasaki	ZX6R 600	S6	10	9:34.939	52.533	55.600	2	79.332
18	7	Paul MacKEY	Kawasaki	ZX6R 600	S6	9	8:42.523	1 Lap	56.308	8	78.561
19	9	Rishon HICKEY	Kawasaki	WK650	S6	9	8:42.702	1 Lap	56.598	5	78.534
20	76	Steven BEATTIE	Triumph	Daytona 675R	S6	9	8:51.016	1 Lap	56.613	6	77.304
21	103	Richard DUNCAN	BMW	S1000RR	S6	9	8:51.036	1 Lap	56.748	3	77.301
22	50	Calum JACKSON	Triumph	Daytona 675	S6	9	8:52.783	1 Lap	57.402	2	77.048
23	25	Jim PURVIS	Yamaha	R6 600	S6	9	8:54.100	1 Lap	57.414	9	76.858
24	92	Christopher SCOTT	Yamaha	R6 600	S6	9	9:11.325	1 Lap	58.584	2	74.457
25	71	Mike CRITCHELL	Yamaha	R6 600	S6	8	8:42.838	2 Laps	1:03.865	3	69.790
Not classified											
DNF	8	Jon DICKIE	Yamaha	R6 600	S6	6	5:26.520	DNF	52.773	3	83.813

### Announcements

New Track Record (51.025) for KMSC Superstock 600 by Sam MUNRO.

Margin of Victory	Avg. Speed	Best Lap Tm	Best Speed	Best Lap by
1.301	87.309	51.025	89.389	64 - Sam MUNRO

Clerk of the Course :

Orbits

Sig : Time :

Chief Timekeeper : Ian Sharp (SMART Timing)

 Results available at [www.speedhive.com](http://www.speedhive.com) and [www.smart-timing.co.uk](http://www.smart-timing.co.uk)

Printed: 27/05/2018 14:08:32





## KMSC National Motorcycle Racing AC

Scottish Championship Formula 600's

Knockhill 1.267 miles

Race 23 - 2nd Race

27/05/2018 13:15

Race (10 Laps) started at 13:54:07

Lap	Time of Day	Lap Tm	S1	S2	S3	SFSpd	S1Spd	Lap	Time of Day	Lap Tm	S1	S2	S3	SFSpd	S1Spd
<b>(64) Sam MUNRO</b>															
1	13:55:04.309	<b>52.366</b>	15.548	19.660	<b>17.158</b>	94.120	119.621	1	13:55:07.481	<b>54.818</b>	16.482	20.579	17.757	98.543	120.480
2	13:55:55.787	<b>51.478</b>	14.691	19.609	17.178	<b>146.523</b>	120.049	2	13:56:00.917	<b>53.436</b>	15.347	20.463	<b>17.626</b>	144.317	118.565
3	13:56:47.374	<b>51.587</b>	14.862	19.443	17.282	145.886	120.265	3	13:56:53.803	<b>52.886</b>	15.105	19.954	17.827	141.877	122.683
4	13:57:39.031	<b>51.657</b>	14.837	19.567	17.253	145.570	120.265	4	13:57:47.148	<b>53.345</b>	15.390	20.112	17.843	<b>144.628</b>	120.480
5	13:58:30.933	<b>51.902</b>	14.791	19.426	17.685	145.255	121.133	5	13:58:40.268	<b>53.120</b>	15.192	20.098	17.830	144.317	120.915
6	13:59:22.311	<b>51.378</b>	14.826	19.344	17.208	143.699	<b>121.352</b>	6	13:59:34.089	<b>53.821</b>	15.281	20.798	17.742	143.699	<b>122.908</b>
7	14:00:14.158	<b>51.847</b>	14.732	19.812	17.303	145.570	120.480	7	14:00:27.416	<b>53.327</b>	15.391	<b>19.941</b>	17.995	144.628	121.572
8	14:01:05.183	<b>51.025</b>	<b>14.616</b>	<b>19.245</b>	17.164	145.886	120.697	8	14:01:21.996	<b>54.580</b>	16.775	20.083	17.722	141.577	121.352
9	14:01:57.812	<b>52.629</b>	14.828	20.246	17.555	144.941	120.915	9	14:02:15.672	<b>53.676</b>	<b>15.098</b>	20.778	17.800	143.392	121.352
10	14:02:49.417	<b>51.605</b>	14.740	19.512	17.353	145.255	121.352	10	14:03:08.879	<b>53.207</b>	15.226	20.274	17.707	143.392	120.480
<b>(12) William MONIE</b>															
1	13:55:05.219	<b>53.290</b>	15.930	19.973	17.387	96.976	122.014	<b>(26) Alan Mcgregor</b>							
2	13:55:56.729	<b>51.510</b>	14.874	19.412	17.224	149.128	124.044	1	13:55:09.111	<b>56.145</b>	17.073			101.987	119.835
3	13:56:48.279	<b>51.550</b>	14.912	19.461	<b>17.177</b>	149.460	124.735	2	13:56:02.861	<b>53.750</b>	15.472			<b>143.087</b>	115.703
4	13:57:39.790	<b>51.511</b>	<b>14.745</b>	19.514	17.252	<b>149.794</b>	124.504	3	13:56:56.279	<b>53.418</b>	15.314			140.687	<b>120.915</b>
5	13:58:31.573	<b>51.783</b>	14.980	19.306	17.497	149.128	124.735	4	13:57:50.523	<b>54.244</b>	15.585			140.099	119.835
6	13:59:22.866	<b>51.293</b>	14.799	<b>19.278</b>	17.216	148.140	<b>125.670</b>	5	13:58:43.887	<b>53.364</b>	15.595			140.392	119.835
7	14:00:14.788	<b>51.922</b>	14.943	19.456	17.523	148.468	124.968	6	13:59:37.239	<b>53.352</b>	<b>15.181</b>			140.099	119.621
8	14:01:06.506	<b>51.718</b>	14.796	19.689	17.233	148.468	125.435	7	14:00:30.743	<b>53.504</b>	15.494			138.366	118.775
9	14:01:58.912	<b>52.406</b>	14.859	20.127	17.420	149.128	124.968	8	14:01:24.071	<b>53.328</b>	15.458			139.517	118.356
10	14:02:50.718	<b>51.806</b>	14.824	19.714	17.268	148.468	124.968	9	14:02:17.304	<b>53.233</b>	15.297			140.392	118.147
<b>(87) Steven ALLISON</b>															
1	13:55:06.375	<b>53.868</b>	16.132	20.234	17.502	98.111	122.236	1	13:55:07.936	<b>55.117</b>	16.923	20.324	17.870	97.682	117.116
2	13:55:58.843	<b>52.468</b>	15.253	<b>19.773</b>	17.442	145.255	122.459	2	13:56:01.540	<b>53.604</b>	15.633	20.142	<b>17.829</b>	136.398	116.912
3	13:56:50.915	<b>52.072</b>	<b>14.898</b>	19.814	<b>17.360</b>	145.886	123.360	3	13:56:54.744	<b>53.204</b>	15.397	<b>19.936</b>	17.871	<b>140.099</b>	117.321
4	13:57:43.241	<b>52.326</b>	15.003	19.786	17.537	<b>147.166</b>	123.815	4	13:57:48.328	<b>53.584</b>	15.397	20.151	18.036	139.808	<b>117.733</b>
5	13:58:35.860	<b>52.619</b>	15.046	20.102	17.471	146.523	123.360	5	13:58:41.765	<b>53.437</b>	15.391	20.067	17.979	139.808	116.912
6	13:59:28.966	<b>53.106</b>	15.100	20.450	17.556	145.886	109.832	6	13:59:36.396	<b>54.631</b>	<b>15.306</b>	20.215	19.110	138.366	117.526
7	14:00:21.592	<b>52.626</b>	15.091	20.173	17.362	145.886	<b>124.273</b>	7	14:00:30.009	<b>53.613</b>	15.419	20.126	18.068	139.808	116.103
8	14:01:15.262	<b>53.670</b>	15.220	20.226	18.224	146.523	121.352	8	14:01:23.986	<b>53.977</b>	15.509	20.210	18.258	138.081	116.103
9	14:02:08.161	<b>52.899</b>	15.146	20.316	17.437	142.177	123.360	9	14:02:17.824	<b>53.838</b>	15.460	20.387	17.991	137.798	116.912
10	14:03:00.794	<b>52.633</b>	15.115	19.824	17.694	144.008	123.360	10	14:03:11.882	<b>54.058</b>	15.777	20.189	18.092	135.571	117.116
<b>(19) Kristopher DUNCAN</b>															
1	13:55:05.918	<b>53.814</b>	16.047	20.331	17.436	96.558	120.265	<b>(11) Patrick FORMAN</b>							
2	13:55:58.235	<b>52.317</b>	15.020			144.628	122.459	1	13:55:08.781	<b>55.929</b>	17.102	20.933	17.894	96.558	114.910
3	13:56:50.652	<b>52.417</b>	15.137	<b>19.882</b>	<b>17.398</b>	144.941	122.459	2	13:56:02.458	<b>53.677</b>	15.624	20.317	<b>17.736</b>	138.081	<b>117.116</b>
4	13:57:43.054	<b>52.402</b>	<b>14.958</b>	19.894	17.550	<b>145.570</b>	121.792	3	13:56:56.060	<b>53.602</b>	<b>15.481</b>	<b>20.314</b>	17.807	<b>138.652</b>	116.912
5	13:58:35.669	<b>52.615</b>	15.016	20.057	17.542	144.317	121.792	4	13:57:50.365	<b>54.305</b>	15.518	20.732	18.055	138.081	116.304
6	13:59:28.840	<b>53.171</b>	15.222	20.256	17.693	142.177	<b>122.908</b>	5	13:58:44.500	<b>54.135</b>	15.720	20.659	17.756	137.516	113.742
7	14:00:21.477	<b>52.637</b>	15.146	19.954	17.537	143.699	120.480	6	13:59:38.911	<b>54.411</b>	15.554	20.738	18.119	135.571	116.103
8	14:01:15.038	<b>53.561</b>	15.132	20.186	18.243	144.317	120.697	7	14:00:33.476	<b>54.565</b>	15.863	20.571	18.131	136.121	116.709
9	14:02:08.094	<b>53.056</b>	15.326	20.079	17.651	143.392	121.792	8	14:01:27.950	<b>54.474</b>	15.654	20.541	18.279	135.571	115.903
10	14:03:01.481	<b>53.387</b>	15.297	20.202	17.888	143.087	122.014	9	14:02:22.663	<b>54.713</b>	15.501	20.944	18.268	135.298	113.549
<b>(5) Simon SMAIL</b>															
1	13:55:06.716	<b>54.544</b>	16.455	20.534	17.555	95.595	118.985	1	13:55:08.781	<b>55.929</b>	17.102	20.933	17.894	96.558	114.910
2	13:55:59.133	<b>52.417</b>	15.186	19.881	<b>17.350</b>	142.782	120.697	2	13:56:02.458	<b>53.677</b>	15.624	20.317	<b>17.736</b>	138.081	<b>117.116</b>
3	13:56:51.366	<b>52.233</b>	15.029	<b>19.762</b>	17.442	144.008	121.133	3	13:56:56.060	<b>53.602</b>	<b>15.481</b>	<b>20.314</b>	17.807	<b>138.652</b>	116.912
4	13:57:43.750	<b>52.384</b>	15.006	19.797	17.581	<b>144.628</b>	<b>121.572</b>	4	13:57:50.365	<b>54.305</b>	15.518	20.732	18.055	138.081	116.304
5	13:58:36.312	<b>52.562</b>	15.067	19.936	17.559	144.317	120.265	5	13:58:44.500	<b>54.135</b>	15.720	20.659	17.756	137.516	113.742
6	13:59:29.320	<b>53.008</b>	15.085	20.293	17.630	142.479	120.480	6	13:59:38.911	<b>54.411</b>	15.554	20.738	18.119	135.571	116.103
7	14:00:22.273	<b>52.953</b>	15.240	20.047	17.666	141.877	121.133	7	14:00:33.476	<b>54.565</b>	15.863	20.571	18.131	136.121	116.709
8	14:01:15.714	<b>53.441</b>	15.014	20.116	18.311	142.177	120.697	8	14:01:27.950	<b>54.474</b>	15.654	20.541	18.279	135.571	115.903
9	14:02:08.861	<b>53.147</b>	15.337	20.174	17.636	142.479	116.709	9	14:02:22.663	<b>54.713</b>	15.501	20.944	18.268	135.298	113.549
10	14:03:01.585	<b>52.724</b>	<b>14.988</b>	20.045	17.691	143.392	120.915	10	14:03:18.220	<b>55.557</b>	15.764	20.841	18.952	135.571	112.033
<b>(47) Steven HADDOW</b>															
1	13:55:07.094	<b>54.691</b>	16.469	20.499	17.723	98.833	120.265	<b>(85) Steve HORNE</b>							
2	13:56:01.176	<b>54.082</b>	16.221	20.112	17.749	145.886	119.621	1	13:55:10.357	<b>57.124</b>	17.550	21.622	17.952	97.117	118.147
3	13:56:53.866	<b>52.690</b>	15.154	<b>19.852</b>	17.684	145.255	120.915	2	13:56:04.606	<b>54.249</b>	15.641			140.392	<b>121.352</b>
4	13:57:47.404	<b>53.538</b>	15.358	20.380	17.800	145.886	120.265	3	13:56:58.115	<b>54.474</b>	15.739	20.801	17.934	140.099	120.480
5	13:58:40.336	<b>52.932</b>	15.126	20.059	17.747	144.941	<b>121.572</b>	4	13:57:52.111	<b>53.996</b>	15.529	20.662	17.805	135.025	120.480
6	13:59:3														

## KMSC National Motorcycle Racing AC

Scottish Championship Formula 600's

Knockhill 1.267 miles

Race 23 - 2nd Race

27/05/2018 13:15

Race (10 Laps) started at 13:54:07

Lap	Time of Day	Lap Tm	S1	S2	S3	SFSpd	S1Spd	Lap	Time of Day	Lap Tm	S1	S2	S3	SFSpd	S1Spd
3	13:56:58.371	<b>54.091</b>	15.494	20.588	<b>18.009</b>	143.087	122.014	6	13:59:57.623	<b>56.789</b>	16.079	21.951	18.759	130.306	117.321
4	13:57:52.547	<b>54.176</b>	15.631	20.488	18.057	141.577	122.014	7	14:00:54.639	<b>57.016</b>	16.330	22.026	18.660	131.842	<b>117.526</b>
5	13:58:46.957	<b>54.410</b>	15.508	20.745	18.157	141.877	122.236	8	14:01:51.314	<b>56.675</b>	16.107	21.878	18.690	132.886	116.304
6	13:59:41.299	<b>54.342</b>	15.375	20.550	18.417	137.234	<b>124.044</b>	9	14:02:49.713	<b>58.399</b>	16.087	22.135	20.177	135.025	115.903
7	14:00:35.080	<b>53.781</b>	15.261	<b>20.458</b>	18.062	139.227	121.792	<b>(76) Steven BEATTIE</b>							
8	14:01:30.150	<b>55.070</b>	15.770	20.844	18.456	140.982	100.310	1	13:55:16.650	<b>1:02.522</b>	18.300	24.121	20.101	100.011	102.298
9	14:02:26.525	<b>56.375</b>	16.062	21.991	18.322	130.814	98.543	2	13:56:14.521	<b>57.871</b>	16.207	22.725	18.939	135.571	<b>117.321</b>
10	14:03:22.019	<b>55.494</b>	15.777	21.179	18.538	140.687	112.976	3	13:57:12.098	<b>57.577</b>	16.060	22.631	18.886	<b>137.798</b>	115.504
<b>(27) Andrew DONALD</b>								4	13:58:10.209	<b>58.111</b>	16.119	22.980	19.012	136.398	117.116
1	13:55:12.357	<b>59.018</b>	18.075	22.239	18.704	100.914	115.107	5	13:59:08.454	<b>58.245</b>	<b>16.026</b>	23.176	19.043	136.954	116.506
2	13:56:08.193	<b>55.836</b>	15.836	21.353	18.647	138.939	117.733	6	14:00:05.067	<b>56.613</b>	16.308	<b>21.828</b>	<b>18.477</b>	133.415	115.305
3	13:57:03.930	<b>55.737</b>	15.793	<b>21.331</b>	18.613	138.652	117.321	7	14:01:01.708	<b>56.641</b>	16.049	21.934	18.658	136.121	114.518
4	13:58:00.585	<b>56.655</b>	16.003	21.632	19.020	136.121	117.940	8	14:01:59.916	<b>58.208</b>	16.120	22.800	19.288	137.516	113.166
5	13:58:56.903	<b>56.318</b>	16.209	21.402	18.707	135.298	117.940	9	14:02:58.027	<b>58.111</b>	16.691	22.469	18.951	124.044	111.660
6	13:59:53.967	<b>57.064</b>	16.731	21.729	18.604	137.234	116.103	<b>(103) Richard DUNCAN</b>							
7	14:00:50.923	<b>56.956</b>	15.851	21.950	19.155	134.754	<b>118.147</b>	1	13:55:14.523	<b>1:00.038</b>	17.731	23.399	18.908	104.529	108.941
8	14:01:47.698	<b>56.775</b>	16.372	21.669	18.734	135.025	115.305	2	13:56:11.955	<b>57.432</b>	16.746	21.983	18.703	123.815	112.786
9	14:02:43.076	<b>55.378</b>	15.943	21.337	<b>18.098</b>	133.680	116.709	3	13:57:08.703	<b>56.748</b>	<b>16.390</b>	<b>21.799</b>	<b>18.559</b>	<b>126.380</b>	<b>114.910</b>
10	14:03:38.338	<b>55.262</b>	<b>15.714</b>	21.340	18.208	<b>139.517</b>	117.940	4	13:58:07.010	<b>58.307</b>	16.786	22.333	19.188	126.142	107.890
<b>(28) Paul BOWERBANK</b>								5	13:59:04.656	<b>57.646</b>	16.634	22.030	18.982	128.068	113.742
1	13:55:13.635	<b>59.336</b>	18.033	22.618	18.685	108.238	111.846	6	14:00:03.032	<b>58.376</b>	16.882	22.222	19.272	125.435	112.408
2	13:56:10.448	<b>56.813</b>	16.323	21.867	18.623	134.754	119.409	7	14:01:01.106	<b>58.074</b>	16.625	22.395	19.054	128.068	110.193
3	13:57:06.332	<b>55.884</b>	16.317	21.245	<b>18.322</b>	130.306	118.985	8	14:01:59.351	<b>58.245</b>	16.550	22.389	19.306	<b>132.102</b>	110.193
4	13:58:02.355	<b>56.023</b>	16.293	21.217	18.513	131.326	118.147	9	14:02:58.047	<b>58.696</b>	16.994	22.525	19.177	126.618	110.374
5	13:58:57.925	<b>55.570</b>	15.901	<b>21.114</b>	18.555	138.652	119.409	<b>(50) Calum JACKSON</b>							
6	13:59:54.570	<b>56.645</b>	16.149	21.712	18.784	139.808	<b>119.835</b>	1	13:55:16.113	<b>1:02.686</b>	18.403	24.570	19.713	94.518	104.366
7	14:00:51.183	<b>56.613</b>	15.931	21.804	18.878	135.845	119.621	2	13:56:13.515	<b>57.402</b>	16.260	<b>22.033</b>	19.109	133.150	<b>116.506</b>
8	14:01:47.996	<b>56.813</b>	16.344	21.887	18.582	135.025	114.714	3	13:57:11.714	<b>58.199</b>	16.255	22.522	19.422	128.313	112.597
9	14:02:44.606	<b>56.610</b>	16.328	21.661	18.621	133.415	117.940	4	13:58:09.991	<b>58.277</b>	16.183	22.709	19.385	<b>134.215</b>	107.890
10	14:03:39.768	<b>55.162</b>	<b>15.649</b>	21.152	18.361	<b>140.687</b>	118.985	5	13:59:08.262	<b>58.271</b>	16.544	22.427	19.300	129.302	115.703
<b>(48) Mark FARRELL</b>								6	14:00:06.222	<b>57.960</b>	16.803	22.094	<b>19.063</b>	128.559	116.103
1	13:55:14.547	<b>1:00.358</b>	18.265	23.426	18.667	103.882	106.520	7	14:01:03.823	<b>57.601</b>	16.274	22.055	19.272	129.302	112.786
2	13:56:10.866	<b>56.319</b>	16.111	21.641	18.567	136.954	118.985	8	14:02:02.198	<b>58.375</b>	16.318	22.556	19.501	129.302	109.653
3	13:57:07.394	<b>56.528</b>	16.106	21.885	18.537	136.675	117.733	9	14:02:59.794	<b>57.596</b>	<b>16.107</b>	22.231	19.258	130.814	114.129
4	13:58:03.352	<b>55.958</b>	15.946	21.435	18.577	<b>140.982</b>	119.409	<b>(25) Jim PURVIS</b>							
5	13:58:59.863	<b>56.511</b>	16.048	21.984	18.479	135.845	117.940	1	13:55:17.091	<b>1:02.927</b>	18.596	24.195	20.136	96.976	102.454
6	13:59:55.910	<b>56.047</b>	15.968	21.650	18.429	139.517	119.621	2	13:56:16.266	<b>59.175</b>	17.415	22.798	18.962	117.116	111.474
7	14:00:52.011	<b>56.101</b>	16.015	21.634	18.452	136.121	118.985	3	13:57:14.850	<b>58.584</b>	16.360	23.025	19.199	126.142	114.518
8	14:01:48.275	<b>56.264</b>	16.014	21.705	18.545	139.227	119.196	4	13:58:12.603	<b>57.753</b>	16.046	22.494	19.213	126.380	114.323
9	14:02:45.068	<b>56.793</b>	16.412	21.773	18.608	136.121	<b>120.049</b>	5	13:59:10.589	<b>57.986</b>	16.547	22.429	19.010	124.968	113.549
10	14:03:40.668	<b>55.600</b>	<b>15.815</b>	<b>21.375</b>	<b>18.410</b>	137.516	119.196	6	14:00:08.014	<b>57.425</b>	16.121	22.342	18.962	127.339	<b>115.305</b>
<b>(58) Barry STEWART</b>								7	14:01:05.529	<b>57.515</b>	<b>15.960</b>	22.345	19.210	125.435	115.305
1	13:55:11.963	<b>58.458</b>	17.703	22.148	18.607	93.465	<b>118.985</b>	8	14:02:03.697	<b>58.168</b>	16.967	<b>22.244</b>	<b>18.957</b>	116.912	112.408
2	13:56:07.563	<b>55.600</b>	15.826	21.444	<b>18.330</b>	<b>140.099</b>	116.506	9	14:03:01.111	<b>57.414</b>	15.985	22.303	19.126	<b>127.824</b>	112.408
3	13:57:03.615	<b>56.052</b>	<b>15.801</b>	<b>21.435</b>	18.816	139.808	117.733	<b>(92) Christopher SCOTT</b>							
4	13:58:00.173	<b>56.558</b>	16.090	21.562	18.906	134.215	117.526	1	13:55:17.017	<b>1:02.300</b>	18.541	23.968	19.791	99.272	104.366
5	13:58:56.995	<b>56.822</b>	16.091	21.580	19.151	136.398	114.910	2	13:56:15.601	<b>58.584</b>	17.071	<b>22.545</b>	<b>18.968</b>	125.670	<b>114.910</b>
6	13:59:53.623	<b>56.628</b>	16.464	21.630	18.534	129.802	118.356	3	13:57:15.131	<b>59.530</b>	17.159	23.153	19.218	<b>130.053</b>	112.033
7	14:00:51.014	<b>57.391</b>	15.901	22.558	18.932	136.121	114.518	4	13:58:15.454	<b>1:00.323</b>	<b>16.796</b>	24.059	19.468	130.053	112.220
8	14:01:47.442	<b>56.428</b>	16.236	21.487	18.705	133.947	115.703	5	13:59:15.739	<b>1:00.285</b>	17.508	22.974	19.803	124.044	114.714
9	14:02:45.024	<b>57.582</b>	16.142	22.049	19.391	135.298	115.107	6	14:00:15.986	<b>1:00.247</b>	17.397	23.535	19.315	117.321	113.166
10	14:03:41.950	<b>56.926</b>	16.317	21.856	18.753	133.947	114.518	7	14:01:16.829	<b>1:00.843</b>	17.138	23.269	20.436	121.352	112.976
<b>(7) Paul MacKEY</b>								8	14:02:17.278	<b>1:00.449</b>	17.466	23.511	19.472	114.910	111.660
1	13:55:13.115	<b>59.518</b>	18.001	22.609	18.908	100.011	110.739	9	14:03:18.336	<b>1:01.058</b>	17.133	23.445	20.480	123.360	110.922
2	13:56:09.606	<b>56.491</b>	16.154	21.578	18.759	138.081	117.116	<b>(71) Mike CRITCHELL</b>							
3	13:57:06.119	<b>56.513</b>	16.074	<b>21.435</b>	19.004	<b>140.687</b>	116.506	1	13:55:20.462	<b>1:05.266</b>	19.459	25.317	20.490	88.532	105.848
4	13:58:03.162	<b>57.043</b>	16.374	21.834	18.835	131.070	116.5								

## KMSC National Motorcycle Racing AC

Scottish Championship Formula 600's

Knockhill 1.267 miles

Race 23 - 2nd Race

27/05/2018 13:15

Race (10 Laps) started at 13:54:07

Lap	Time of Day	Lap Tm	S1	S2	S3	SFSpd	S1Spd	Lap	Time of Day	Lap Tm	S1	S2	S3	SFSpd	S1Spd
4	13:57:46.689	<b>53.068</b>	15.174	<b>19.784</b>	18.110	144.008	120.480								
5	13:58:39.918	<b>53.229</b>	14.996	20.429	17.804	140.982	120.049								
6	13:59:33.531	<b>53.613</b>	<b>14.986</b>	20.832	17.795	142.782	<b>122.014</b>								

Clerk of the Course :

Sig : Time :

Chief Timekeeper : Ian Sharp (SMART Timing)

Results available at [www.speedhive.com](http://www.speedhive.com) and [www.smart-timing.co.uk](http://www.smart-timing.co.uk)

Printed: 27/05/2018 14:08:52

Orbits



## KMSC National Motorcycle Racing AC

## Lapchart

Scottish Championship Formula 600's

Knockhill 1.267 miles

Race 23 - 2nd Race

27/05/2018 13:15

Race (10 Laps) started at 13:54:07

Competitors	Laps											
	0	1	2	3	4	5	6	7	8	9	10	
William MONIE (12)	1	12	64	64	64	64	64	64	64	64	64	64
Sam MUNRO (64)	2	64	12	12	12	12	12	12	12	12	12	12
Kristopher DUNCAN (19)	3	19	19	19	19	19	19	19	19	19	19	1
William BERGIN (38)	4	38	1	1	1	1	1	1	1	1	1	19
Steven HADDOW (47)	5	47	38	38	38	38	38	38	38	38	38	38
Bruce BIRNIE (1)	6	1	47	8	8	8	8	8	91	47	47	47
Lewis SHAND (91)	7	91	8	91	91	91	91	47	47	91	91	91
Steven ALLISON (87)	8	87	91	47	47	47	47	91	87	87	26	26
Patrick FORMAN (11)	9	11	87	87	87	87	87	26	26	87	87	87
Jon DICKIE (8)	10	8	11	11	11	11	26	26	11	11	11	11
Alan McGREGOR (26)	11	26	26	26	26	11	11	55	5	5	5	5
James McLAREN (55)	12	55	5	5	5	5	5	5	55	85	85	85
Simon SMAIL (5)	13	5	55	55	55	55	55	85	85	55	55	55
Steve HORNE (85)	14	85	85	85	85	85	85	27	58	27	27	27
Andrew DONALD (27)	15	27	58	58	58	58	27	58	58	27	28	28
Calum JACKSON (50)	16	50	27	27	27	27	58	27	28	28	58	48
Barry STEWART (58)	17	58	7	7	7	28	28	28	48	48	48	58
Paul MacKEY (7)	18	7	9	9	28	7	7	48	7	7	7	7
Rishon HICKEY (9)	19	9	28	28	9	48	48	7	9	9	9	9
Steven BEATTIE (76)	20	76	103	48	48	9	9	9	103	103	76	76
Jim PURVIS (25)	21	25	48	103	103	103	103	76	76	103	103	103
Mark FARRELL (48)	22	48	50	50	50	50	76	50	50	50	50	50
Paul BOWERBANK (28)	23	28	76	76	76	76	50	25	25	25	25	25
Richard DUNCAN (103)	24	103	92	92	25	25	25	25	92	92	92	92
Christopher SCOTT (92)	25	92	25	25	92	92	92	71	71	71	71	71
Mike CRITCHELL (71)	26	71	71	71	71	71	71	71	71	71	71	71

Clerk of the Course :

Sig : Time :

Chief Timekeeper : Ian Sharp (SMART Timing)

Results available at [www.speedhive.com](http://www.speedhive.com) and [www.smart-timing.co.uk](http://www.smart-timing.co.uk)

Printed: 27/05/2018 14:09:23

Orbits



**KMSC National Motorcycle Racing AC**


KMSC Championship Formula 600's

Knockhill 1.267 miles

Race 28 - 3rd Race

27/05/2018 14:30

Race (10 Laps)



POLE POSITION

<b>3</b> 1 Bruce BIRNIE	<b>2</b> 12 William MONIE	<b>1</b> 64 Sam MUNRO	<b>1</b>
<b>6</b> 47 Steven HADDOW	<b>5</b> 38 William BERGIN	<b>4</b> 19 Kristopher DUNCAN	<b>2</b>
<b>9</b> 87 Steven ALLISON	<b>8</b> 26 Alan McGREGOR	<b>7</b> 91 Lewis SHAND	<b>3</b>
<b>12</b> 85 Steve HORNE	<b>11</b> 5 Simon SMAIL	<b>10</b> 11 Patrick FORMAN	<b>4</b>
<b>15</b> 28 Paul BOWERBANK	<b>14</b> 27 Andrew DONALD	<b>13</b> 55 James McLAREN	<b>5</b>
<b>18</b> 7 Paul MacKEY	<b>17</b> 58 Barry STEWART	<b>16</b> 48 Mark FARRELL	<b>6</b>
<b>21</b> 103 Richard DUNCAN	<b>20</b> 76 Steven BEATTIE	<b>19</b> 9 Rishon HICKEY	<b>7</b>
<b>24</b> 92 Christopher SCOTT	<b>23</b> 25 Jim PURVIS	<b>22</b> 50 Calum JACKSON	<b>8</b>
	<b>26</b> 8 Jon DICKIE	<b>25</b> 71 Mike CRITCHELL	<b>9</b>

Clerk of the Course :

Sig : Time :

Chief Timekeeper : Ian Sharp (SMART Timing)

Results available at [www.speedhive.com](http://www.speedhive.com) and [www.smart-timing.co.uk](http://www.smart-timing.co.uk)

Printed: 27/05/2018 14:08:02

Orbits



# Race Results

## KMSC National Motorcycle Racing AC

Sorted on Laps

KMSC Championship 125's &amp; KMSC F400's

Knockhill 1.267 miles

Race 24 - 4th Race

27/05/2018 13:30

Race (10 Laps) started at 14:09:02

Pos	No.	Name	Make/Model	CC	Class	Laps	Total Tm	Diff	Best Tm	In Lap	Avg. Speed
1	58	James McLAREN	Suzuki	GSXR600	F400	10	9:50.020		57.742	7	77.304
2	69	Mark BOWRAN	Kawasaki	ZXR400	F400	10	9:50.543	0.523	57.806	4	77.236
3	118	Rod WALKER	Kawasaki	ZXR400	F400	10	10:39.675	49.655	1:02.676	3	71.303
4	117	Lianne MAYHEW	Kawasaki	ER6	F400	10	10:40.136	50.116	1:02.041	7	71.252
5	22	Ross MAGUIRE	Aprilia	RS125	F125	10	10:50.467	1:00.447	1:02.098	7	70.120
6	122	Logan TURNER	Aprilia	RS125	F125	9	9:53.937	1 Lap	1:04.102	3	69.115
7	12	Jimmy MUIR	Aprilia	RS125	F125	9	10:13.157	1 Lap	1:05.556	6	66.948
8	33	Declan CONNELL	Aprilia	RS125	F125	9	10:13.997	1 Lap	1:05.021	5	66.857
9	27	Jordan HAY	Aprilia	RS125	F125	9	10:16.647	1 Lap	1:06.613	2	66.569

### Not classified

DNF	55	Owen PATERSON	Aprilia	RS125	F125		21.066	DNF		0	-
DNS	16	Mia KELLAS	Aprilia	RS125	F125			DNS		0	-
DNS	39	Stuart HAMILTON	Kawasaki	ZXR400	F400			DNS		0	-
DNS	8	Nathan ALLARDYCE	Aprilia	RS125	F125			DNS		0	-
DNS	99	Marc GIBSON	Kawasaki	ZXR400	F400			DNS		0	-

### Announcements

Bike No's 12, 22 &amp; 55 - Racetime includes 10 second time penalty - Ignoring red light in Pitlane.

Margin of Victory	Avg. Speed	Best Lap Tm	Best Speed	Best Lap by
0.523	77.304	57.742	78.991	58 - James McLAREN

Clerk of the Course :

Orbits

Sig : Time :

Chief Timekeeper : Ian Sharp (SMART Timing)

 Results available at [www.speedhive.com](http://www.speedhive.com) and [www.smart-timing.co.uk](http://www.smart-timing.co.uk)

Printed: 27/05/2018 14:24:39



## KMSC National Motorcycle Racing AC

KMSC Championship 125's &amp; KMSC F400's

Knockhill 1.267 miles

Race 24 - 4th Race

27/05/2018 13:30

Race (10 Laps) started at 14:09:02

Lap	Time of Day	Lap Tm	S1	S2	S3	SFSpd	S1Spd	Lap	Time of Day	Lap Tm	S1	S2	S3	SFSpd	S1Spd
<b>(58) James McLAREN</b>															
1	14:10:08.469							2	14:11:24.349	1:06.535	19.365			100.611	80.176
2	14:11:08.167	59.698	18.021	22.501	19.807	79.043	95.459	3	14:12:30.272	1:05.923	19.295			98.398	79.890
3	14:12:06.352	58.185	16.740	22.042	19.403	116.304	99.272	4	14:13:36.045	1:05.773	19.460			99.125	80.658
4	14:13:04.358	58.006	17.005	21.829	19.172	122.459	98.254	5	14:14:42.144	1:06.099	19.429			100.310	78.950
5	14:14:02.240	57.882	16.823	21.972	19.087	123.360	96.976	6	14:15:47.700	1:05.556	19.486			99.419	79.136
6	14:15:00.918	58.678	17.133	22.109	19.436	121.572	98.254	7	14:16:53.977	1:06.277	19.554			100.161	79.230
7	14:15:58.660	57.742	16.635	21.722	19.385	120.480	98.254	8	14:18:00.097	1:06.120	19.362			97.824	
8	14:16:56.576	57.916	16.941	21.696	19.279	122.459	95.323	9	14:19:05.725	1:05.628	19.198			99.125	
9	14:17:54.654	58.078	16.902	21.945	19.231	122.459	100.011	<b>(33) Declan CONNELL</b>							
10	14:18:52.588	57.934	16.753	21.857	19.324	118.985	97.399	1	14:10:18.901	1:09.125	21.256			71.164	80.465
<b>(69) Mark BOWMAN</b>															
1	14:10:08.329	1:00.406	18.233	23.017	19.156	82.951	99.714	2	14:11:24.903	1:06.002	19.198			101.524	80.658
2	14:11:07.333	59.004	17.264	22.444	19.296	121.133	99.566	3	14:12:30.344	1:05.441	19.252			100.161	81.639
3	14:12:05.826	58.493	17.094	22.139	19.260	122.014	101.371	4	14:13:35.727	1:05.383	19.144			99.863	80.658
4	14:13:03.632	57.806	17.081	21.909	18.816	121.572	100.611	5	14:14:40.748	1:05.021	19.194			99.566	79.985
5	14:14:01.795	58.163	17.046	22.016	19.101	124.504	100.460	6	14:15:45.890	1:05.142	19.316			99.272	79.700
6	14:15:00.207	58.412	17.271	21.985	19.156	122.459	101.832	7	14:16:54.591	1:08.701	19.337			98.111	75.317
7	14:15:58.072	57.865	16.988	21.705	19.172	122.683	101.066	8	14:18:07.888	1:13.297	23.685			87.837	69.904
8	14:16:56.088	58.016	17.155	21.588	19.273	122.459	101.066	9	14:19:16.565	1:08.677	20.418			87.040	72.627
9	14:17:54.697	58.609	17.556	22.152	18.901	121.133	101.218	<b>(27) Jordan HAY</b>							
10	14:18:53.111	58.414	17.170	22.431	18.813	122.014	102.611	1	14:10:18.707	1:08.816	21.495	24.842	22.479	71.773	81.639
<b>(118) Rod WALKER</b>															
1	14:10:13.534	1:04.488	19.498	24.263	20.727	77.941	95.323	2	14:11:25.320	1:06.613	20.165	24.945	21.503	99.566	80.755
2	14:11:16.493	1:02.959	18.013	24.341	20.605	119.409	94.919	3	14:12:32.699	1:07.379	20.137	25.415	21.827	100.762	80.465
3	14:12:19.169	1:02.676	17.944	23.764	20.968	118.147	95.323	4	14:13:40.298	1:07.599	20.590	24.979	22.030	99.419	79.417
4	14:13:22.016	1:02.847	17.940	24.149	20.758	118.775	94.518	5	14:14:47.636	1:07.338	20.373	25.025	21.940	98.543	78.950
5	14:14:24.972	1:02.956	18.113	24.119	20.724	118.356	94.518	6	14:15:55.677	1:08.041	20.562	25.254	22.225	99.272	78.950
6	14:15:28.213	1:03.241	18.140	23.916	21.185	118.356	94.651	7	14:17:04.070	1:08.393	20.886	25.081	22.426	98.833	79.511
7	14:16:31.215	1:03.002	17.874	23.973	21.155	117.116	94.385	8	14:18:11.856	1:07.786	20.583	25.227	21.976	97.540	79.890
8	14:17:34.299	1:03.084	18.163	23.976	20.945	116.912	95.459	9	14:19:19.215	1:07.359	20.498	24.973	21.888	97.824	79.606
9	14:18:37.819	1:03.520	18.083	24.034	21.403	117.733	95.053	<b>(117) Lianne MAYHEW</b>							
10	14:19:42.243	1:04.424	18.091	24.443	21.890	116.506	95.323	1	14:10:14.776	1:05.038	19.047	24.683	21.308	82.543	92.308
<b>(117) Lianne MAYHEW</b>															
1	14:10:14.776	1:05.038	19.047	24.683	21.308	82.543	92.308	2	14:11:18.080	1:03.304	18.192	24.100	21.012	112.976	95.459
2	14:11:18.080	1:03.304	18.192	24.100	21.012	112.976	95.459	3	14:12:21.672	1:03.592	18.338	24.099	21.155	113.357	95.459
3	14:12:21.672	1:03.592	18.338	24.099	21.155	113.357	95.459	4	14:13:24.939	1:03.267	17.819	24.184	21.264	114.518	96.697
4	14:13:24.939	1:03.267	17.819	24.184	21.264	114.518	96.697	5	14:14:27.841	1:02.902	17.956	23.982	20.964	115.703	95.868
5	14:14:27.841	1:02.902	17.956	23.982	20.964	115.703	95.868	6	14:15:30.645	1:02.804	17.913	23.980	20.911	115.903	95.731
6	14:15:30.645	1:02.804	17.913	23.980	20.911	115.903	95.731	7	14:16:32.686	1:02.041	17.685	23.523	20.833	115.305	97.117
7	14:16:32.686	1:02.041	17.685	23.523	20.833	115.305	97.117	8	14:17:35.052	1:02.366	17.507	23.805	21.054	115.107	96.976
8	14:17:35.052	1:02.366	17.507	23.805	21.054	115.107	96.976	9	14:18:38.291	1:03.239	17.612	24.323	21.304	114.323	96.281
9	14:18:38.291	1:03.239	17.612	24.323	21.304	114.323	96.281	10	14:19:42.704	1:04.413	17.720	24.640	22.053	113.166	95.595
10	14:19:42.704	1:04.413	17.720	24.640	22.053	113.166	95.595	<b>(22) Ross MAGUIRE</b>							
<b>(22) Ross MAGUIRE</b>															
1	14:10:16.856	1:08.075	19.775	25.056	23.244	72.159	83.675	2	14:11:19.539	1:02.683	18.402	23.432	20.849	102.926	83.467
2	14:11:19.539	1:02.683	18.402	23.432	20.849	102.926	83.467	3	14:12:22.326	1:02.787	18.309	23.436	21.042	103.721	83.885
3	14:12:22.326	1:02.787	18.309	23.436	21.042	103.721	83.885	4	14:13:25.873	1:03.547	18.579	23.474	21.494	104.529	83.363
4	14:13:25.873	1:03.547	18.579	23.474	21.494	104.529	83.363	5	14:14:28.745	1:02.872	18.282	23.310	21.280	102.926	82.747
5	14:14:28.745	1:02.872	18.282	23.310	21.280	102.926	82.747	6	14:15:31.307	1:02.562	18.446	23.180	20.936	103.402	83.885
6	14:15:31.307	1:02.562	18.446	23.180	20.936	103.402	83.885	7	14:16:33.405	1:02.098	18.453	23.034	20.611	104.856	83.885
7	14:16:33.405	1:02.098	18.453	23.034	20.611	104.856	83.885	8	14:17:35.756	1:02.351	18.385	23.070	20.896	104.366	84.412
8	14:17:35.756	1:02.351	18.385	23.070	20.896	104.366	84.412	9	14:18:38.810	1:03.054	18.229			104.043	85.487
9	14:18:38.810	1:03.054	18.229			104.043	85.487	10	14:19:43.035	1:04.225	18.495	23.539	22.191	104.692	85.054
10	14:19:43.035	1:04.225	18.495	23.539	22.191	104.692	85.054	<b>(122) Logan TURNER</b>							
<b>(122) Logan TURNER</b>															
1	14:10:16.892	1:07.336	20.595			70.050	81.244	2	14:11:21.616	1:04.724	19.064			99.125	80.755
2	14:11:21.616	1:04.724	19.064			99.125	80.755	3	14:12:25.718	1:04.102	19.021			98.543	79.795
3	14:12:25.718	1:04.102	19.021			98.543	79.795	4	14:13:30.079	1:04.361	19.309			99.272	79.323
4	14:13:30.079	1:04.361	19.309			99.272	79.323	5	14:14:35.501	1:05.422	19.453			99.714	79.606
5	14:14:35.501	1:05.422	19.453			99.714	79.606	6	14:15:40.524	1:05.023	19.673			98.398	77.761
6	14:15:40.524	1:05.023	19.673			98.398	77.761	7	14:16:45.364	1:04.840	19.334			98.543	78.305
7	14:16:45.364	1:04.840	19.334			98.543	78.305	8	14:17:51.096	1:05.732	19.402			97.540	77.851
8	14:17:51.096	1:05.732	19.402			97.540	77.851	9	14:18:56.505	1:05.409	19.289			96.419	79.136
9	14:18:56.505	1:05.409	19.289			96.419	79.136	<b>(12) Jimmy MUIR</b>							
<b>(12) Jimmy MUIR</b>															
1	14:10:17.814	1:08.320	20.981			71.315	82.039								

Clerk of the Course :

Sig : Time :

Chief Timekeeper : Ian Sharp (SMART Timing)

 Results available at [www.speedhive.com](http://www.speedhive.com) and [www.smart-timing.co.uk](http://www.smart-timing.co.uk)

Printed: 27/05/2018 14:

**KMSC National Motorcycle Racing AC****Lapchart****KMSC Championship 125's & KMSC F400's****Knockhill 1.267 miles****Race 24 - 4th Race****27/05/2018 13:30****Race (10 Laps) started at 14:09:02**

Competitors	Laps										
	0	1	2	3	4	5	6	7	8	9	10
Mark BOWRAN (69)	1	69	69	69	69	69	69	69	69	58	58
James McLAREN (58)	2	58	58	58	58	58	58	58	58	69	69
Ross MAGUIRE (22)	3	22	118	118	118	118	118	118	118	118	118
Rod WALKER (118)	4	118	117	117	117	117	117	117	117	117	117
Jimmy MUIR (12)	5	12	22	22	22	22	22	22	22	22	22
Logan TURNER (122)	6	122	122	122	122	122	122	122	122	122	122
Lianne MAYHEW (117)	7	117	12	12	12	33	33	33	12	12	12
Declan CONNELL (33)	8	33	27	33	33	12	12	12	33	33	33
Jordan HAY (27)	9	27	33	27	27	27	27	27	27	27	27
Owen PATERSON (55)	10	55									
-	11										
-	12										
-	13										
-	14										

Clerk of the Course :

Sig : Time :

Chief Timekeeper : Ian Sharp (SMART Timing)

Results available at [www.speedhive.com](http://www.speedhive.com) and [www.smart-timing.co.uk](http://www.smart-timing.co.uk)

Printed: 27/05/2018 14:25:32

Orbits







## KMSC National Motorcycle Racing AC


KMSC Championship 125's & KMSC F400's

Knockhill 1.267 miles

Race 29 - 5th Race

27/05/2018 14:45

Race (10 Laps)



POLE POSITION

<b>3</b> 118 Rod WALKER	<b>2</b> 69 Mark BOWRAN	<b>1</b> 58 James McLAREN	<b>1</b>
<b>6</b> 122 Logan TURNER	<b>5</b> 22 Ross MAGUIRE	<b>4</b> 117 Lianne MAYHEW	<b>2</b>
<b>9</b> 27 Jordan HAY	<b>8</b> 33 Declan CONNELL	<b>7</b> 12 Jimmy MUIR	<b>3</b>
<b>12</b> 39 Stuart HAMILTON	<b>11</b> 16 Mia KELLAS	<b>10</b> 55 Owen PATERSON	<b>4</b>
	<b>14</b> 99 Marc GIBSON	<b>13</b> 8 Nathan ALLARDYCE	<b>5</b>

Clerk of the Course :

Sig :                      Time :

Chief Timekeeper : Ian Sharp (SMART Timing)

Results available at [www.speedhive.com](http://www.speedhive.com) and [www.smart-timing.co.uk](http://www.smart-timing.co.uk)

Orbits



# Race Results

## KMSC National Motorcycle Racing AC

Sorted on Laps

KMSC Pre-Injection 600's

Knockhill 1.267 miles

Race 25 - 3rd Race

27/05/2018 13:45

Race (10 Laps) started at 14:24:44

Pos	No.	Name	Make/Model	CC	Class	Laps	Total Tm	Diff	Best Tm	In Lap	Avg. Speed
1	41	Kieran MURRAY	Yamaha	R6 600	PI6	10	9:11.260		53.753	2	82.739
2	22	William MASON	Yamaha	R6 600	PI6	10	9:12.169	0.909	54.030	7	82.603
3	75	Harry PULLAR	Yamaha	R6 600	PI6	10	9:24.121	12.861	54.885	3	80.853
4	60	Dougie BROWN	Yamaha	R6 600	PI6	10	9:25.845	14.585	55.318	3	80.607
5	8	Patryk MOTYKA	Yamaha	R6 600	PI6	10	9:26.716	15.456	55.266	8	80.483
6	54	Cameron ROBB	Yamaha	R6 600	PI6	10	9:26.803	15.543	55.495	10	80.470
7	92	Andrew CRAIGMILE	Yamaha	R6 600	PI6	10	9:34.192	22.932	55.952	2	79.435
8	95	Michael MacKINNON	Yamaha	R6 600	PI6	10	9:35.611	24.351	55.902	5	79.239
9	17	Gary WHITEFORD	Kawasaki	ZX6R	PI6	10	9:36.251	24.991	56.095	4	79.151
10	100	Laura NUTTALL	BMW	S1000RR	C	10	9:43.115	31.855	56.861	9	78.219
11	21	Andy LOCK	Yamaha	R6 600	PI6	10	9:45.938	34.678	56.693	9	77.843
12	93	Lee SEAGER	Yamaha	ZX6R Ninja	PI6	10	9:46.613	35.353	57.321	8	77.753
13	34	Darren GREENE	Yamaha	R6 600	PI6	10	10:05.755	54.495	58.330	2	75.296
14	126	Martin BULMAN	Honda	CBR600FX	PI6	9	9:11.555	1 Lap	59.617	6	74.426
15	7	James MacAULAY	Kawasaki	ZX10	C	9	9:13.813	1 Lap	58.941	9	74.122
16	66	Derek McGREGOR	Yamaha	R6 5EB	PI6	9	9:19.374	1 Lap	59.750	5	73.385
17	45	Gerry SULLIVAN	Kawasaki	ZX6R 600	PI6	9	9:19.454	1 Lap	1:00.056	4	73.375
18	31	Darren ANDERSON	Kawasaki	ZXR 600	PI6	9	9:32.444	1 Lap	1:01.901	3	71.710
19	23	Paul REID	Honda	CBR600	PI6	9	9:46.955	1 Lap	1:01.581	5	69.937
Not classified											
DNF	70	Simon HARDY	Yamaha	R6 600	PI6	5	4:50.271	DNF	56.190	4	78.566
DNS	168	Paul WISHART	Yamaha	R6 600	PI6			DNS		0	-
DNS	15	Jon DICKIE	Yamaha	R6 600	PI6			DNS		0	-

### Announcements

Bike No.23 - Racetime includes 10 second time penalty - Starting from wrong grid position.

Margin of Victory	Avg. Speed	Best Lap Tm	Best Speed	Best Lap by
0.909	82.739	53.753	84.853	41 - Kieran MURRAY

Clerk of the Course :

Orbits

Sig : Time :

Chief Timekeeper : Ian Sharp (SMART Timing)

 Results available at [www.speedhive.com](http://www.speedhive.com) and [www.smart-timing.co.uk](http://www.smart-timing.co.uk)

Printed: 27/05/2018 14:36:15



## KMSC National Motorcycle Racing AC

KMSC Pre-Injection 600's

Knockhill 1.267 miles

Race 25 - 3rd Race

27/05/2018 13:45

Race (10 Laps) started at 14:24:44

Lap	Time of Day	Lap Tm	S1	S2	S3	SFSpd	S1Spd	Lap	Time of Day	Lap Tm	S1	S2	S3	SFSpd	S1Spd
<b>(41) Kieran MURRAY</b>															
1	14:25:43.975	<b>54.608</b>	16.208	20.321	18.079	85.162	113.549	1	14:25:49.509	<b>59.126</b>	17.586	22.728	18.812	94.785	106.351
2	14:26:37.728	<b>53.753</b>	15.606	<b>20.213</b>	17.934	136.675	113.935	2	14:26:45.461	<b>55.952</b>	15.883	21.540	<b>18.529</b>	<b>138.939</b>	<b>114.714</b>
3	14:27:31.748	<b>54.020</b>	15.675			135.571	113.935	3	14:27:41.731	<b>56.270</b>	16.081	21.567	18.622	136.954	112.786
4	14:28:26.056	<b>54.308</b>	15.607			138.081	113.549	4	14:28:38.346	<b>56.615</b>	15.913	21.859	18.843	138.652	113.357
5	14:29:21.046	<b>54.990</b>	15.946	20.712	18.332	134.215	113.935	5	14:29:35.091	<b>56.745</b>	16.161	21.627	18.957	136.121	112.033
6	14:30:15.924	<b>54.878</b>	15.819	20.855	18.204	135.298	114.518	6	14:30:31.134	<b>56.043</b>	<b>15.855</b>	<b>21.294</b>	18.894	135.298	112.976
7	14:31:09.991	<b>54.067</b>	15.814	20.422	<b>17.831</b>	137.234	114.129	7	14:31:27.706	<b>56.572</b>	16.209	21.449	18.914	135.845	113.357
8	14:32:04.326	<b>54.335</b>	<b>15.489</b>	20.742	18.104	138.081	<b>115.305</b>	8	14:32:24.379	<b>56.673</b>	15.963			135.571	112.976
9	14:32:59.671	<b>55.345</b>	15.875			137.516	114.518	9	14:33:21.350	<b>56.971</b>	16.329	21.776	18.866	136.675	112.597
10	14:33:55.503	<b>55.832</b>	15.723	20.724	19.385	<b>138.366</b>	114.129	10	14:34:18.435	<b>57.085</b>	16.269	21.702	19.114	136.121	112.976
<b>(22) William MASON</b>															
1	14:25:45.574	<b>55.504</b>	16.612	20.804	18.088	87.722	113.742	<b>(95) Michael MacKINNON</b>							
2	14:26:40.348	<b>54.774</b>	15.563	21.089	18.122	137.234	115.107	1	14:25:50.540	<b>1:00.021</b>	17.833	22.885	19.303	89.120	106.015
3	14:27:34.892	<b>54.544</b>	<b>15.431</b>	20.930	18.183	137.798	115.504	2	14:26:47.471	<b>56.931</b>	16.624			<b>132.886</b>	<b>108.941</b>
4	14:28:29.174	<b>54.282</b>	15.637	<b>20.542</b>	18.103	138.939	115.305	3	14:27:44.013	<b>56.542</b>	16.156			131.842	106.859
5	14:29:23.408	<b>54.234</b>	15.662	20.556	18.016	138.366	115.107	4	14:28:39.960	<b>55.947</b>	16.057			132.362	108.413
6	14:30:17.650	<b>54.242</b>	15.440	20.692	18.110	138.081	116.304	5	14:29:35.862	<b>55.902</b>	<b>16.025</b>			131.584	108.413
7	14:31:11.680	<b>54.030</b>	15.446	20.603	<b>17.981</b>	138.366	<b>116.506</b>	6	14:30:32.184	<b>56.322</b>	16.104			131.070	107.717
8	14:32:06.936	<b>55.256</b>	15.499	21.468	18.289	<b>139.517</b>	116.506	7	14:31:28.582	<b>56.398</b>	16.203			130.306	107.544
9	14:33:01.568	<b>54.632</b>	15.459	20.631	18.542	136.675	115.903	8	14:32:25.130	<b>56.548</b>	16.528			132.624	107.372
10	14:33:56.412	<b>54.844</b>	15.593	20.878	18.373	138.081	115.504	9	14:33:21.952	<b>56.822</b>	16.137	21.795	<b>18.890</b>	129.053	108.764
<b>(75) Harry PULLAR</b>															
1	14:25:45.152	<b>55.561</b>	16.388			91.928	114.323	10	14:34:19.854	<b>57.902</b>	16.206	<b>21.439</b>	20.257	126.142	107.201
2	14:26:40.470	<b>55.318</b>	15.917	21.302	18.099	136.954	114.129	<b>(17) Gary WHITEFORD</b>							
3	14:27:35.355	<b>54.885</b>	<b>15.672</b>	21.056	18.157	139.808	113.549	1	14:25:48.889	<b>58.978</b>	18.047	22.153	18.778	95.053	112.220
4	14:28:30.245	<b>54.890</b>	15.953	<b>20.900</b>	<b>18.037</b>	<b>140.982</b>	113.742	2	14:26:45.155	<b>56.266</b>	16.273	21.388	<b>18.605</b>	136.398	113.742
5	14:29:25.960	<b>55.715</b>	16.087	21.314	18.314	132.362	112.597	3	14:27:41.262	<b>56.107</b>	<b>15.952</b>	21.342	18.813	136.398	113.935
6	14:30:22.842	<b>56.882</b>	16.533			132.886	98.398	4	14:28:37.357	<b>56.095</b>	16.006	<b>21.333</b>	18.756	<b>137.798</b>	112.976
7	14:31:19.574	<b>56.732</b>	16.569	21.671	18.492	129.802	<b>114.910</b>	5	14:29:34.254	<b>56.897</b>	16.351	21.634	18.912	137.234	112.786
8	14:32:15.713	<b>56.139</b>	16.241	21.449	18.449	126.857	112.220	6	14:30:31.692	<b>57.438</b>	16.622	22.127	18.689	135.298	111.105
9	14:33:12.420	<b>56.707</b>	16.185	22.081	18.441	132.362	113.549	7	14:31:28.275	<b>56.583</b>	16.324	21.622	18.637	133.150	<b>114.323</b>
10	14:34:08.364	<b>55.944</b>	16.499	20.971	18.474	128.559	111.474	8	14:32:25.739	<b>57.464</b>	16.246	22.230	18.988	137.516	109.653
<b>(60) Dougie BROWN</b>															
1	14:25:47.208	<b>57.447</b>	16.830			88.532	<b>113.549</b>	9	14:33:23.213	<b>57.474</b>	16.633	21.939	18.902	134.754	110.922
2	14:26:43.168	<b>55.960</b>	15.904			136.954	113.549	10	14:34:20.494	<b>57.281</b>	16.487	21.688	19.106	136.398	111.846
3	14:27:38.486	<b>55.318</b>	<b>15.687</b>	21.222	<b>18.409</b>	137.798	112.597	<b>(100) Laura NUTTALL</b>							
4	14:28:34.317	<b>55.831</b>	15.874	21.239	18.718	138.366	112.597	1	14:25:51.078	<b>1:00.304</b>	17.917	23.193	19.194	96.558	101.066
5	14:29:30.251	<b>55.934</b>	16.046			137.516	112.786	2	14:26:48.547	<b>57.469</b>	16.544	22.026	18.899	125.905	111.474
6	14:30:26.244	<b>55.993</b>	16.069	<b>21.197</b>	18.727	137.798	112.220	3	14:27:45.976	<b>57.429</b>	16.259	22.237	18.933	132.624	113.549
7	14:31:21.910	<b>55.666</b>	15.854			137.798	112.976	4	14:28:43.602	<b>57.626</b>	16.258	22.554	18.814	133.947	116.304
8	14:32:17.982	<b>56.072</b>	16.184	21.219	18.669	138.081	112.408	5	14:29:41.209	<b>57.607</b>	16.360	22.272	18.975	128.805	112.033
9	14:33:14.325	<b>56.343</b>	15.868			138.652	110.556	6	14:30:38.991	<b>57.782</b>	16.498	22.305	18.979	133.150	117.116
10	14:34:10.088	<b>55.763</b>	15.938			137.516	112.786	7	14:31:36.086	<b>57.095</b>	16.452	<b>21.893</b>	18.750	129.551	116.103
<b>(8) Patryk MOTYKA</b>															
1	14:25:46.567	<b>57.093</b>	16.872	21.930	<b>18.291</b>	91.179	109.832	8	14:32:33.538	<b>57.452</b>	16.333	22.222	18.897	126.142	114.129
2	14:26:43.086	<b>56.519</b>	15.866	21.855	18.798	136.398	110.922	9	14:33:30.399	<b>56.861</b>	<b>16.178</b>	22.003	<b>18.680</b>	132.886	<b>118.356</b>
3	14:27:39.170	<b>56.084</b>	16.108	21.396	18.580	132.362	111.290	10	14:34:27.358	<b>56.959</b>	16.180	22.064	18.715	<b>134.215</b>	113.742
4	14:28:34.846	<b>55.676</b>	15.795	21.290	18.591	134.484	112.033	<b>(21) Andy LOCK</b>							
5	14:29:30.663	<b>55.817</b>	15.985	21.311	18.521	135.025	<b>112.220</b>	1	14:25:51.725	<b>1:00.935</b>	18.128	23.282	19.525	95.459	105.184
6	14:30:27.954	<b>57.291</b>	17.030	21.653	18.608	133.680	107.372	2	14:26:50.225	<b>58.500</b>	16.756	22.377	19.367	131.070	111.290
7	14:31:23.467	<b>55.513</b>	15.824	21.249	18.440	135.298	112.033	3	14:27:47.964	<b>57.739</b>	16.546	22.129	19.064	127.581	112.033
8	14:32:18.733	<b>55.266</b>	<b>15.608</b>	21.255	18.403	<b>137.234</b>	111.846	4	14:28:46.022	<b>58.058</b>	16.472	22.423	19.163	128.313	111.846
9	14:33:15.320	<b>56.587</b>	15.841	21.526	19.220	135.845	112.033	5	14:29:43.763	<b>57.741</b>	16.687	22.063	18.991	126.380	110.193
10	14:34:10.959	<b>55.639</b>	15.997	<b>21.131</b>	18.511	134.215	111.290	6	14:30:41.501	<b>57.738</b>	16.373	22.387	18.978	<b>134.215</b>	112.408
<b>(54) Cameron ROBB</b>															
1	14:25:48.599	<b>58.599</b>	17.594			89.477	109.296	7	14:31:39.096	<b>57.595</b>	16.413	22.212	18.970	127.339	111.474
2	14:26:44.312	<b>55.713</b>	15.953			136.121	113.549	8	14:32:36.383	<b>57.287</b>	16.126	22.253	18.908	132.886	111.474
3	14:27:40.312	<b>56.000</b>	16.016			134.215	112.220	9	14:33:33.076	<b>56.693</b>	<b>16.026</b>	21.827	18.840	131.842	<b>112.597</b>
4	14:28:36.129	<b>55.817</b>	15.984			134.215	113.357	10	14:34:30.181	<b>57.105</b>	16.535	<b>21.770</b>	<b>18.800</b>	127.339	111.846
5	14:29:32.064	<b>55.935</b>	16.142			136.121	110.922	<b>(93) Lee SEAGER</b>							
6	14:30:28.108	<b>56.044</b>	15.875	21.872	18.297	<b>137.234</b>	108.238	1	14:25:51.324	<b>1:00.950</b>	17.959	22.568	20.423	90.932	107.544
7	14:31:24.025	<b>55.917</b>	16.134	21.362	18.421	133.947	112.786	2	14:26:49.440	<b>58.116</b>	16.486	22.43			

## KMSC National Motorcycle Racing AC

KMSC Pre-Injection 600's

Knockhill 1.267 miles

Race 25 - 3rd Race

27/05/2018 13:45

Race (10 Laps) started at 14:24:44

Lap	Time of Day	Lap Tm	S1	S2	S3	SFSpd	S1Spd	Lap	Time of Day	Lap Tm	S1	S2	S3	SFSpd	S1Spd
3	14:27:49.587	<b>59.225</b>	17.679	22.509	19.037	<b>136.398</b>	107.030								
4	14:28:48.193	<b>58.606</b>	17.139	<b>22.338</b>	19.129	127.098	109.118								
5	14:29:47.964	<b>59.771</b>	17.345	22.869	19.557	126.618	107.372								
6	14:30:49.287	<b>1:01.323</b>	17.735			115.107	108.238								
7	14:31:50.326	<b>1:01.039</b>	17.823	23.430	19.786	115.703	109.474								
8	14:32:50.871	<b>1:00.545</b>	17.340	23.427	19.778	127.581	102.298								
9	14:33:50.196	<b>59.325</b>	17.184	22.714	19.427	124.504	109.653								
10	14:34:49.998	<b>59.802</b>	17.061			123.815	109.118								

Lap	Time of Day	Lap Tm	S1	S2	S3	SFSpd	S1Spd
(70) Simon HARDY							
1	14:25:48.530	<b>58.515</b>	17.401			92.308	110.193
2	14:26:45.071	<b>56.541</b>	16.169	21.595	18.777	133.415	112.786
3	14:27:41.452	<b>56.381</b>	16.246	<b>21.386</b>	<b>18.749</b>	132.362	<b>113.357</b>
4	14:28:37.642	<b>56.190</b>	<b>16.024</b>			135.025	113.357
5	14:29:34.514	<b>56.872</b>	16.127			132.624	111.660

(126) Martin BULMAN

1	14:25:54.580	<b>1:03.316</b>	18.344	24.651	20.321	91.677	104.366
2	14:26:54.699	<b>1:00.119</b>	17.319	<b>22.957</b>	19.843	128.068	<b>107.717</b>
3	14:27:54.996	<b>1:00.297</b>	17.414	23.096	19.787	128.559	107.030
4	14:28:54.959	<b>59.963</b>	17.231	23.097	19.635	132.886	107.372
5	14:29:54.978	<b>1:00.019</b>	17.238	23.175	19.606	130.306	107.201
6	14:30:54.595	<b>59.617</b>	<b>16.945</b>	23.075	<b>19.597</b>	<b>134.754</b>	107.717
7	14:31:54.520	<b>59.925</b>	17.319	22.983	19.623	133.150	105.349
8	14:32:55.323	<b>1:00.803</b>	17.101	23.329	20.373	133.150	104.043
9	14:33:55.798	<b>1:00.475</b>	17.401	23.153	19.921	128.805	104.856

(7) James MacAULAY

1	14:25:55.923	<b>1:03.799</b>	18.258	25.607	19.934	95.323	93.205
2	14:26:56.033	<b>1:00.110</b>	16.982	23.775	19.353	121.792	106.689
3	14:27:57.630	<b>1:01.597</b>	17.600	24.410	19.587	120.265	93.595
4	14:28:57.999	<b>1:00.369</b>	16.805	23.635	19.929	123.587	104.204
5	14:29:58.345	<b>1:00.346</b>	17.014	23.989	19.343	116.103	107.030
6	14:30:59.570	<b>1:01.225</b>	17.700	24.197	19.328	117.321	103.242
7	14:31:59.936	<b>1:00.366</b>	17.401	24.098	<b>18.867</b>	122.683	91.802
8	14:32:59.115	<b>59.179</b>	<b>16.421</b>	23.314	19.444	<b>129.053</b>	<b>107.717</b>
9	14:33:58.056	<b>58.941</b>	16.774	<b>22.992</b>	19.175	118.565	104.366

(66) Derek McGREGOR

1	14:25:56.927	<b>1:04.865</b>	18.773	25.654	20.438	91.552	92.054
2	14:26:58.268	<b>1:01.341</b>	17.257	24.124	19.960	127.581	105.184
3	14:28:00.070	<b>1:01.802</b>	17.980	24.098	19.724	129.302	100.310
4	14:29:00.088	<b>1:00.018</b>	17.516	<b>22.845</b>	19.657	<b>129.802</b>	105.349
5	14:29:59.838	<b>59.750</b>	17.203	23.188	<b>19.359</b>	126.618	106.015
6	14:31:00.247	<b>1:00.409</b>	17.636	23.297	19.476	124.735	<b>109.653</b>
7	14:32:01.799	<b>1:01.552</b>	17.297	24.158	20.097	126.142	106.351
8	14:33:03.178	<b>1:01.379</b>	<b>17.107</b>	24.013	20.259	124.504	107.717
9	14:34:03.617	<b>1:00.439</b>	17.658	23.125	19.656	125.201	104.204

(45) Gerry SULLIVAN

1	14:25:54.979	<b>1:03.105</b>	18.042	24.895	20.168	91.427	101.066
2	14:26:55.984	<b>1:01.005</b>	17.234	23.315	20.456	119.835	<b>106.351</b>
3	14:27:56.807	<b>1:00.823</b>	17.433			122.908	102.768
4	14:28:56.863	<b>1:00.056</b>	17.252	<b>23.155</b>	<b>19.649</b>	121.133	104.692
5	14:29:57.670	<b>1:00.807</b>	17.298	23.249	20.260	121.572	101.218
6	14:30:59.528	<b>1:01.858</b>	17.905			116.103	102.926
7	14:32:00.587	<b>1:01.059</b>	17.307	23.632	20.120	<b>123.815</b>	100.310
8	14:33:02.441	<b>1:01.854</b>	<b>17.166</b>	23.781	20.907	119.196	100.914
9	14:34:03.697	<b>1:01.256</b>	17.523			120.265	101.987

(31) Darren ANDERSON

1	14:25:57.225	<b>1:04.709</b>	18.928	25.345	20.436	82.341	98.833
2	14:26:59.597	<b>1:02.372</b>	<b>17.873</b>	24.377	20.122	109.296	106.351
3	14:28:01.498	<b>1:01.901</b>	18.026	24.016	<b>19.859</b>	106.689	<b>108.588</b>
4	14:29:03.447	<b>1:01.949</b>	17.968	23.985	19.996	107.201	108.588
5	14:30:05.356	<b>1:01.909</b>	18.050	<b>23.753</b>	20.106	105.184	107.544
6	14:31:08.231	<b>1:02.875</b>	18.449	24.111	20.315	105.681	106.351
7	14:32:11.093	<b>1:02.862</b>	18.512	23.931	20.419	107.030	105.681
8	14:33:14.122	<b>1:03.029</b>	18.706	23.941	20.382	<b>110.193</b>	103.242
9	14:34:16.687	<b>1:02.565</b>	18.600	23.854	20.111	102.611	105.515

(23) Paul REID

1	14:25:56.203	<b>1:04.667</b>	18.552			92.308	98.111
2	14:26:57.817	<b>1:01.614</b>	17.634			116.103	<b>109.118</b>
3	14:28:00.196	<b>1:02.379</b>	18.152			<b>124.735</b>	105.349
4	14:29:02.112	<b>1:01.916</b>	17.694	<b>24.191</b>	<b>20.031</b>	116.103	104.366
5	14:30:03.693	<b>1:01.581</b>	<b>17.370</b>			121.572	108.413
6	14:31:05.962	<b>1:02.269</b>	18.170			117.526	105.349
7	14:32:11.117	<b>1:05.155</b>	17.694			115.305	103.561
8	14:33:15.850	<b>1:04.733</b>	18.971			106.520	97.399
9	14:34:21.198	<b>1:05.348</b>	18.736			108.764	99.566

Clerk of the Course :

Sig : Time :

Chief Timekeeper : Ian Sharp (SMART Timing)

 Results available at [www.speedhive.com](http://www.speedhive.com) and [www.smart-timing.co.uk](http://www.smart-timing.co.uk)

Printed: 27/05/2018 14:36:34

Orbits



## KMSC National Motorcycle Racing AC

## Lapchart

**KMSC Pre-Injection 600's**
**Knockhill 1.267 miles**
**Race 25 - 3rd Race**
**27/05/2018 13:45**
**Race (10 Laps) started at 14:24:44**

Competitors	Laps										
	0	1	2	3	4	5	6	7	8	9	10
Kieran MURRAY (41)	1	41	41	41	41	41	41	41	41	41	41
Patryk MOTYKA (8)	2	8	75	22	22	22	22	22	22	22	22
Harry PULLAR (75)	3	75	22	75	75	75	75	75	75	75	75
Dougie BROWN (60)	4	60	8	8	60	60	60	60	60	60	60
Gary WHITEFORD (17)	5	17	60	60	8	8	8	8	8	8	8
Cameron ROBB (54)	6	54	70	54	54	54	54	54	54	54	54
Simon HARDY (70)	7	70	54	70	17	17	17	92	92	92	92
William MASON (22)	8	22	17	17	70	70	70	17	17	95	95
Lee SEAGER (93)	9	93	92	92	92	92	92	95	95	17	17
Andrew CRAIGMILE (92)	10	92	95	95	95	95	95	100	100	100	100
Michael MacKINNON (95)	11	95	100	100	100	100	100	93	93	93	21
Laura NUTTALL (100)	12	100	93	93	93	93	93	21	21	21	93
Andy LOCK (21)	13	21	21	21	21	21	21	34	34	34	34
Martin BULMAN (126)	14	126	34	34	34	34	34	126	126	126	126
Darren GREENE (34)	15	34	126	126	126	126	126	45	7	7	7
Paul REID (23)	16	23	45	45	45	45	45	7	45	45	66
Gerry SULLIVAN (45)	17	45	7	7	7	7	7	66	66	66	45
Derek McGREGOR (66)	18	66	23	23	66	66	66	23	31	31	31
James MacAULAY (7)	19	7	66	66	23	23	23	31	23	23	23
Darren ANDERSON (31)	20	31	31	31	31	31	31	31	23	23	23
-	21										
-	22										

Clerk of the Course :

Sig : Time :

Chief Timekeeper : Ian Sharp (SMART Timing)

 Results available at [www.speedhive.com](http://www.speedhive.com) and [www.smart-timing.co.uk](http://www.smart-timing.co.uk)

Printed: 27/05/2018 14:37:00

Orbits



# Race Results

## KMSC National Motorcycle Racing AC

Sorted on Laps

KMSC Championship Superbikes &amp; KMSC Clubman

Knockhill 1.267 miles

Race 26 - 3rd Race - Re-Start

27/05/2018 14:05

Race (8 Laps) started at 15:02:24

Pos	No.	Name	Make/Model	CC	Class	Laps	Total Tm	Diff	Best Tm	In Lap	Avg. Speed
1	88	Lewis ROLLO	Kawasaki	ZX10R	SB	8	6:51.149		50.238	3	88.748
2	72	Sean GILFILLAN	Ducati	Panigale	SB	8	6:55.876	4.727	50.633	7	87.739
3	45	Ewan GRAY	Kawasaki	ZX10R	SB	8	6:56.158	5.009	50.434	2	87.680
4	9	Kristopher DUNCAN	Kawasaki	ZX10R	SB	8	7:01.813	10.664	51.746	2	86.505
5	71	Gavin JONES	Yamaha	R1	C	8	7:11.423	20.274	52.386	2	84.578
6	30	Alan RENNIE	Honda	Fireblade	C	8	7:11.601	20.452	52.849	7	84.543
7	18	Clint WALKER	BMW	S1000RR	C	8	7:11.989	20.840	52.604	8	84.467
8	11	Richard HUGHES	BMW	S1000RR	SB	8	7:13.541	22.392	52.907	2	84.164
9	67	Des BURNS	Kawasaki	ZX10R	C	8	7:14.745	23.596	52.931	7	83.931
10	122	David SUDDER	Suzuki	GSXR 1000	C	8	7:17.610	26.461	53.118	4	83.382
11	41	Lukasz PIEC	BMW	S1000RR	C	8	7:23.035	31.886	53.464	2	82.361
12	69	Rodney SCOTT	BMW	S1000RR	SB	8	7:27.496	36.347	54.134	2	81.540
13	28	Andrew BUCHANAN	Yamaha	R1	C	8	7:28.110	36.961	54.579	8	81.428
14	218	Paul BOWERBANK	Triumph	675	C	8	7:32.691	41.542	54.305	2	80.604
15	51	Calum JACKSON	Suzuki	GSXR1000	C	8	7:42.635	51.486	56.211	5	78.872
16	19	Nic BOYES	Ducati	848	SB	8	7:46.424	55.275	56.795	7	78.231

### Not classified

DNF	222	Colin READ	BMW	S1000RR	C	5	5:01.280	DNF	58.036	3	75.695
DNF	94	Greg GILFILLAN	BMW	S1000RR	SB	2	1:46.836	DNF	50.741	1	85.385
DNF	99	Callum GRIGOR	Kawasaki	ZX10RR	SB	2	1:47.044	DNF	50.633	2	85.219
DNS	7	James MacAULAY	Kawasaki	ZX10	C			DNS		0	-
DNS	37	Steven PATTERSON	Yamaha	YZF R1	C			DNS		0	-
DNS	38	Craig MARTIN	Honda	CBR900 RR-Y	C			DNS		0	-
DNS	75	Charlie BUNYAN	Kawasaki	ZX10R	C			DNS		0	-
DNS	100	Laura NUTTALL	BMW	S1000RR	C			DNS		0	-
DNS	1	Bruce BIRNIE	BMW	S1000RR	SB			DNS		0	-
DNS	32	John MacDONALD	Yamaha		SB			DNS		0	-
DNS	34	John DEAN	BMW	S1000RR	SB			DNS		0	-
DNS	47	Alan BRYCE	BMW	1000RR	SB			DNS		0	-

### Announcements

RED FLAG after Leader completed 2 Laps, Race re-started over 8 Laps.

Margin of Victory	Avg. Speed	Best Lap Tm	Best Speed	Best Lap by
4.727	88.748	50.238	90.790	88 - Lewis ROLLO

Clerk of the Course :

Orbits

Sig : Time :

Chief Timekeeper : Ian Sharp (SMART Timing)

 Results available at [www.speedhive.com](http://www.speedhive.com) and [www.smart-timing.co.uk](http://www.smart-timing.co.uk)

Printed: 27/05/2018 15:11:58



## KMSC National Motorcycle Racing AC

KMSC Championship Superbikes & KMSC Clubman

Knockhill 1.267 miles

Race 26 - 3rd Race - Re-Start

27/05/2018 14:05

Race (8 Laps) started at 15:02:24

Lap	Time of Day	Lap Tm	S1	S2	S3	SFSpd	S1Spd	Lap	Time of Day	Lap Tm	S1	S2	S3	SFSpd	S1Spd
<b>(88) Lewis ROLLO</b>								3	15:05:11.524	<b>53.760</b>	16.016	20.568	<b>17.176</b>	142.177	117.733
1	15:03:20.900	<b>51.026</b>	15.017	19.090	16.919	98.979	<b>129.551</b>	4	15:06:04.556	<b>53.032</b>	<b>14.950</b>	20.751	17.331	139.227	125.435
2	15:04:11.493	<b>50.593</b>	14.665	19.189	<b>16.739</b>	152.171	128.313	5	15:06:58.162	<b>53.606</b>	15.334	20.751	17.521	142.782	122.683
3	15:05:01.731	<b>50.238</b>	<b>14.433</b>	<b>19.066</b>	16.739	<b>151.827</b>	129.302	6	15:07:51.284	<b>53.122</b>	15.016	20.585	17.521	140.099	<b>128.559</b>
4	15:05:52.245	<b>50.514</b>	14.532	19.177	16.805	<b>152.517</b>	<b>129.339</b>	7	15:08:44.661	<b>53.377</b>	15.519	20.528	17.330	138.366	123.587
5	15:06:42.829	<b>50.584</b>	14.635	19.131	16.818	149.128	129.053	8	15:09:38.320	<b>53.659</b>	15.267	20.572	17.820	139.808	123.815
6	15:07:33.523	<b>50.694</b>	14.560	19.223	16.911	147.814	128.313	<b>(67) Des BURNS</b>							
7	15:08:24.618	<b>51.095</b>	14.699	19.368	17.028	147.489	126.857	1	15:03:25.671	<b>54.882</b>	16.466			102.611	126.380
8	15:09:15.928	<b>51.310</b>	14.929	19.410	16.971	144.628	127.339	2	15:04:18.795	<b>53.124</b>	15.327			140.687	125.670
<b>(72) Sean GILFILLAN</b>								3	15:05:12.369	<b>53.574</b>	15.326			140.392	128.313
1	15:03:22.582	<b>52.058</b>	15.476	19.734	16.848	101.371	134.215	4	15:06:05.735	<b>53.366</b>	15.444			140.099	122.683
2	15:04:14.192	<b>51.610</b>	14.860	19.798	16.952	145.886	<b>135.845</b>	5	15:06:58.825	<b>53.090</b>	15.314			138.081	<b>128.559</b>
3	15:05:05.751	<b>51.559</b>	15.003	19.625	16.931	151.143	129.802	6	15:07:53.510	<b>54.685</b>	16.431			<b>142.782</b>	128.068
4	15:05:56.939	<b>51.188</b>	14.897	19.490	16.801	150.465	129.802	7	15:08:46.441	<b>52.931</b>	15.241			142.782	126.380
5	15:06:47.907	<b>50.968</b>	14.717	19.396	16.855	149.460	131.326	8	15:09:39.524	<b>53.083</b>	<b>15.216</b>	<b>20.318</b>	<b>17.549</b>	141.577	126.380
6	15:07:38.798	<b>50.891</b>	14.688	19.449	16.754	149.794	131.070	<b>(122) David SUDDER</b>							
7	15:08:29.431	<b>50.633</b>	14.558	<b>19.392</b>	<b>16.683</b>	<b>152.517</b>	131.326	1	15:03:26.864	<b>55.870</b>	16.521	21.431	17.918	103.402	122.014
8	15:09:20.655	<b>51.224</b>	<b>14.556</b>	19.768	16.900	149.794	129.551	2	15:04:20.364	<b>53.500</b>	15.492	20.410	<b>17.598</b>	143.087	122.683
<b>(45) Ewan GRAY</b>								3	15:05:13.895	<b>53.531</b>	15.548	20.345	17.638	141.577	122.908
1	15:03:22.535	<b>52.000</b>	15.374	19.627	16.999	97.399	128.313	4	15:06:07.013	<b>53.118</b>	<b>15.180</b>	20.266	17.672	142.782	123.360
2	15:04:12.969	<b>50.434</b>	<b>14.577</b>	<b>19.218</b>	<b>16.639</b>	147.166	<b>128.805</b>	5	15:07:00.465	<b>53.452</b>	15.352	<b>20.254</b>	17.846	<b>146.523</b>	121.352
3	15:05:03.882	<b>50.913</b>	14.636	19.338	16.939	<b>147.489</b>	127.824	6	15:07:54.124	<b>53.659</b>	15.390	20.415	17.854	144.008	122.908
4	15:05:54.881	<b>50.999</b>	14.634	19.355	17.010	144.317	128.805	7	15:08:48.444	<b>54.320</b>	16.144	20.359	17.817	144.941	123.587
5	15:06:46.386	<b>51.505</b>	14.709	19.552	17.244	143.392	128.559	8	15:09:42.389	<b>53.945</b>	15.507	20.493	17.945	145.570	<b>124.273</b>
6	15:07:37.915	<b>51.529</b>	14.795	19.742	16.992	141.279	127.098	<b>(41) Lukasz PIEC</b>							
7	15:08:29.071	<b>51.156</b>	14.646	19.451	17.059	140.392	128.559	1	15:03:27.232	<b>56.002</b>	16.609	21.726	17.667	104.204	115.903
8	15:09:20.937	<b>51.866</b>	14.851	20.021	16.994	140.099	127.098	2	15:04:20.696	<b>53.464</b>	<b>15.362</b>	20.739	<b>17.363</b>	133.947	118.985
<b>(9) Kristopher DUNCAN</b>								3	15:05:14.782	<b>54.086</b>	15.728	<b>20.643</b>	17.715	134.215	123.133
1	15:03:22.456	<b>52.205</b>	15.498			104.043	<b>129.551</b>	4	15:06:09.127	<b>54.345</b>	15.464	21.164	17.717	134.754	120.480
2	15:04:14.202	<b>51.746</b>	14.836			148.140	129.302	5	15:07:03.659	<b>54.532</b>	15.454	21.254	17.824	<b>139.517</b>	<b>124.273</b>
3	15:05:06.787	<b>52.585</b>	15.745			144.008	<b>127.339</b>	6	15:07:58.106	<b>54.447</b>	15.676	21.188	17.583	136.121	122.459
4	15:05:59.011	<b>52.224</b>	14.778			<b>148.797</b>	128.559	7	15:08:52.548	<b>54.442</b>	15.476	21.203	17.763	135.845	121.572
5	15:06:50.970	<b>51.959</b>	15.009			143.392	127.824	8	15:09:47.814	<b>55.266</b>	16.076	21.374	17.816	134.215	115.305
6	15:07:42.785	<b>51.815</b>	14.773			146.844	127.581	<b>(69) Rodney SCOTT</b>							
7	15:08:34.678	<b>51.893</b>	14.852			147.814	128.313	1	15:03:28.545	<b>57.091</b>	16.996	22.111	17.984	102.611	118.985
8	15:09:26.592	<b>51.914</b>	<b>14.665</b>			148.468	129.053	2	15:04:22.679	<b>54.134</b>	16.623	<b>20.828</b>	<b>17.683</b>	132.886	<b>129.802</b>
<b>(71) Gavin JONES</b>								3	15:05:17.853	<b>55.174</b>	16.215	21.042	17.917	136.954	111.474
1	15:03:24.927	<b>53.928</b>	16.020	20.582	17.326	103.242	123.133	4	15:06:12.338	<b>54.485</b>	15.720	20.850	17.915	128.068	125.670
2	15:04:17.313	<b>52.386</b>	<b>15.142</b>	<b>19.945</b>	17.299	142.479	<b>127.339</b>	5	15:07:07.527	<b>55.189</b>	15.619	21.404	18.166	139.227	129.551
3	15:05:11.121	<b>53.808</b>	16.095	20.273	17.440	<b>147.166</b>	121.792	6	15:08:02.189	<b>54.662</b>	15.603	20.971	18.088	135.025	129.302
4	15:06:04.124	<b>53.003</b>	15.320	20.445	<b>17.238</b>	144.317	123.587	7	15:08:56.952	<b>54.763</b>	<b>15.419</b>	21.264	18.080	<b>140.099</b>	126.380
5	15:06:57.278	<b>53.154</b>	15.298	20.487	17.369	141.577	125.435	8	15:09:52.275	<b>55.323</b>	16.359	21.029	17.935	139.517	128.313
6	15:07:50.158	<b>52.880</b>	15.204	20.402	17.274	145.570	124.504	<b>(28) Andrew BUCHANAN</b>							
7	15:08:43.101	<b>52.943</b>	15.362	20.271	17.310	143.392	125.201	1	15:03:28.363	<b>56.884</b>	16.801	21.923	18.160	101.524	118.985
8	15:09:36.202	<b>53.101</b>	15.337	20.270	17.494	143.699	122.459	2	15:04:23.647	<b>55.284</b>	16.135	21.194	17.955	<b>140.392</b>	117.321
<b>(30) Alan RENNIE</b>								3	15:05:18.517	<b>54.870</b>	15.957	21.011	17.902	138.652	<b>121.352</b>
1	15:03:24.230	<b>53.624</b>	15.960	20.189	17.475	102.926	<b>130.560</b>	4	15:06:13.256	<b>54.739</b>	15.898	21.119	<b>17.722</b>	136.954	119.409
2	15:04:17.165	<b>52.935</b>	15.344	20.170	17.421	139.808	129.551	5	15:07:08.071	<b>54.815</b>	15.946	21.060	17.809	133.415	120.915
3	15:05:10.881	<b>53.716</b>	15.663	20.426	17.627	145.255	128.068	6	15:08:03.349	<b>55.278</b>	16.271	21.109	17.898	135.571	119.409
4	15:06:04.009	<b>53.128</b>	<b>15.187</b>	20.455	17.486	143.087	130.306	7	15:08:58.310	<b>54.961</b>	16.056	<b>20.912</b>	17.993	135.025	116.912
5	15:06:57.033	<b>53.024</b>	15.336	20.311	17.377	138.081	129.053	8	15:09:52.889	<b>54.579</b>	<b>15.762</b>	21.040	17.777	135.025	118.775
6	15:07:50.027	<b>52.994</b>	15.355	20.252	17.387	142.177	127.581	<b>(218) Paul BOWERBANK</b>							
7	15:08:42.876	<b>52.849</b>	15.385	<b>20.125</b>	<b>17.339</b>	144.317	130.053	1	15:03:28.186	<b>56.612</b>	16.723	21.449	18.440	100.762	115.107
8	15:09:36.380	<b>53.504</b>	15.569	20.490	17.445	<b>150.804</b>	123.587	2	15:04:22.491	<b>54.305</b>	<b>15.523</b>	<b>20.712</b>	<b>18.070</b>	139.227	<b>117.526</b>
<b>(18) Clint WALKER</b>								3	15:05:17.785	<b>55.294</b>	16.103	20.898	18.293	138.081	116.506
1	15:03:26.102	<b>54.902</b>	16.496	20.676	17.730	97.682	<b>126.857</b>	4	15:06:12.957	<b>55.172</b>	15.879	21.102	18.191	137.516	115.504
2	15:04:19.751	<b>53.649</b>	15.193	20.802	17.654	145.255	123.587	5	15:07:08.190	<b>55.233</b>	15.717	21.021	18.495	<b>139.517</b>	117.116
3	15:05:12.644	<b>52.893</b>	15.102	20.408	<b>17.383</b>	147.166	124.504	6	15:08:04.842	<b>56.652</b>	16.269	21.648	18.735	129.802	113.935
4	15:06:05.568	<b>52.924</b>	15.077	20.315	17.532	146.523	123.815	7	15:09:00.921	<b>56.079</b>	16.161	21.415	18.503	136.954	115.504
5	15:06:58.737	<b>53.169</b>	15.191	20.449	17.529	146.844	123.815	8	15:09:57.470	<b>56.549</b>	16.332	21.524	18.693	134.484	115.107
6	15:07:51.503	<b>52.766</b>	14.905	20.432	17.429	<b>148.797</b>	124.273	<b>(51) Calum JACKSON</b>							
7	15:08:44.164	<b>52.661</b>	<b>14.810</b>	<b>20.132</b>	17.719	147.166	126.142	1	15:03:30.467	<b>59.055</b>	17.348	22.680	19.027	102.142	113.742
8	15:09:36.768	<b>52.604</b>	14.901	20.266	17.437	148.468	124.504	2	15:04:27.301	<b>56.834</b>	16.001	21.897	18.936	138.652	121.133
<b>(11) Richard HUGHES</b>								3	15:05:24.013	<b>56.712</b>	15.867	22.058	18.787	139.227	120.697
1	15:03:24.857	<b>53.956</b>	15.930	20.416	17.610	100.011	123.133	4	15:06:20.660	<b>56.647</b>	16.506				

## KMSC National Motorcycle Racing AC

KMSC Championship Superbikes & KMSC Clubman

Knockhill 1.267 miles

Race 26 - 3rd Race - Re-Start

27/05/2018 14:05

Race (8 Laps) started at 15:02:24

Lap	Time of Day	Lap Tm	S1	S2	S3	SFSpd	S1Spd	Lap	Time of Day	Lap Tm	S1	S2	S3	SFSpd	S1Spd
7	15:09:10.588	<b>56.405</b>	<b>15.773</b>	21.836	18.796	139.808	119.835								
8	15:10:07.414	<b>56.826</b>	15.994	21.874	18.958	139.808	118.775								
<b>(19) Nic BOYES</b>															
1	15:03:31.221	<b>59.352</b>	17.246	22.851	19.255	98.398	107.030								
2	15:04:28.287	<b>57.066</b>	16.281	<b>21.724</b>	19.061	130.560	<b>113.742</b>								
3	15:05:25.492	<b>57.205</b>	<b>16.119</b>	22.049	19.037	133.680	109.832								
4	15:06:22.427	<b>56.935</b>	16.181	21.864	18.890	129.302	111.660								
5	15:07:19.376	<b>56.949</b>	16.336	21.774	18.839	128.313	108.588								
6	15:08:16.284	<b>56.908</b>	16.245	21.819	18.844	131.842	108.941								
7	15:09:13.079	<b>56.795</b>	16.255	21.849	<b>18.691</b>	<b>133.947</b>	109.474								
8	15:10:11.203	<b>58.124</b>	16.462	22.256	19.406	131.842	108.413								
<b>(22) Colin READ</b>															
1	15:03:31.470	<b>59.264</b>	17.029	23.246	18.989	103.721	107.890								
2	15:04:29.917	<b>58.447</b>	17.671	<b>22.242</b>	<b>18.534</b>	<b>135.025</b>	107.372								
3	15:05:27.953	<b>58.036</b>	16.914	22.339	18.783	123.587	<b>116.103</b>								
4	15:06:26.698	<b>58.745</b>	<b>16.710</b>	22.850	19.185	129.053	112.033								
5	15:07:26.059	<b>59.361</b>	16.939	23.068	19.354	128.805	110.922								
<b>(94) Greg GILFILLAN</b>															
1	15:03:20.822	<b>50.741</b>	14.906	<b>19.189</b>	<b>16.646</b>	100.161	130.814								
2	15:04:11.615	<b>50.793</b>	<b>14.724</b>	19.408	16.661	153.214	<b>133.947</b>								
<b>(99) Callum GRIGOR</b>															
1	15:03:21.190	<b>50.940</b>	15.123	<b>19.047</b>	16.770	94.120	<b>131.070</b>								
2	15:04:11.823	<b>50.633</b>	<b>14.603</b>	19.336	<b>16.694</b>	151.484	129.302								

Clerk of the Course :

Sig : Time :

Chief Timekeeper : Ian Sharp (SMART Timing)

Results available at [www.speedhive.com](http://www.speedhive.com) and [www.smart-timing.co.uk](http://www.smart-timing.co.uk)

Printed: 27/05/2018 15:12:22

Orbits





**KMSC National Motorcycle Racing AC****Lapchart****KMSC Championship Superbikes & KMSC Clubman****Knockhill 1.267 miles****Race 26 - 3rd Race - Re-Start****27/05/2018 14:05****Race (8 Laps) started at 15:02:24**

Competitors	Laps									
	0	1	2	3	4	5	6	7	8	
Lewis ROLLO (88)	1	88	94	88	88	88	88	88	88	88
Greg GILFILLAN (94)	2	94	88	94	45	45	45	45	45	72
Callum GRIGOR (99)	3	99	99	99	72	72	72	72	72	45
Kristopher DUNCAN (9)	4	9	9	45	9	9	9	9	9	9
Sean GILFILLAN (72)	5	72	45	72	30	30	30	30	30	71
Ewan GRAY (45)	6	45	72	9	71	71	71	71	71	30
Alan RENNIE (30)	7	30	30	30	11	11	11	11	11	18
Des BURNS (67)	8	67	11	71	67	18	18	18	11	11
Richard HUGHES (11)	9	11	71	11	18	67	67	67	67	67
David SUDDER (122)	10	122	67	67	122	122	122	122	122	122
Gavin JONES (71)	11	71	18	18	41	41	41	41	41	41
Clint WALKER (18)	12	18	122	122	218	69	69	69	69	69
Lukasz PIEC (41)	13	41	41	41	69	218	28	28	28	28
Calum JACKSON (51)	14	51	218	218	28	28	218	218	218	218
Rodney SCOTT (69)	15	69	28	69	51	51	51	51	51	51
Andrew BUCHANAN (28)	16	28	69	28	19	19	19	19	19	19
Paul BOWERBANK (218)	17	218	51	51	222	222	222			
Nic BOYES (19)	18	19	19	19						
Colin READ (222)	19	222	222	222						
-	20									
-	21									
-	22									
-	23									
-	24									
-	25									
-	26									
-	27									
-	28									

Clerk of the Course :

Sig : Time :

Chief Timekeeper : Ian Sharp (SMART Timing)

Results available at [www.speedhive.com](http://www.speedhive.com) and [www.smart-timing.co.uk](http://www.smart-timing.co.uk)

Printed: 27/05/2018 15:12:56

Orbits



# Race Results

## KMSC National Motorcycle Racing AC

Sorted on Laps

KMSC Championship Lightweights

Knockhill 1.267 miles

Race 27 - 3rd Race

27/05/2018 14:15

Race (10 Laps) started at 15:16:45

Pos	No.	Name	Make/Model	CC	Class	Laps	Total Tm	Diff	Best Tm	In Lap	Avg. Speed
1	155	Scott CAMPBELL	Kawasaki	ER6 650	SL	10	9:20.570		55.111	7	81.365
2	21	Grant REID	Kawasaki	ER6	SL	10	9:25.120	4.550	55.496	4	80.710
3	34	Kenneth THIRLWALL	Kawasaki	ER6	SL	10	9:30.515	9.945	55.988	4	79.947
4	88	Lewis NICOL	Suzuki	SV650	SL	10	9:32.741	12.171	56.375	9	79.636
5	800	Gordon CLARK	Kawasaki	ER6 650	SL	10	9:33.680	13.110	56.059	3	79.506
6	85	Steven HORNE	Kawasaki	ER6	SL	10	9:34.193	13.623	56.171	3	79.435
7	22	Allan BROWN	Suzuki	SV650	SL	10	9:34.803	14.233	56.269	10	79.351
8	13	Andrew BARTON	Kawasaki	ER650	SL	10	9:54.748	34.178	57.888	5	76.689
9	16	Gerry KEIRNAN	Kawasaki	ER6	SL	10	9:59.362	38.792	58.492	7	76.099
10	15	Finlay MILNE	Suzuki	SV650	SL	10	10:00.202	39.632	58.960	10	75.993
11	74	Christine WATSON	Kawasaki	ER6	SL	10	10:10.799	50.229	59.376	8	74.674
12	7	Raymond DUGUID	Yamaha	TRX850	SL	10	10:11.258	50.688	1:00.188	10	74.618
13	26	Chris COCHRANE	Kawasaki	ER650	SL	9	9:29.985	1 Lap	1:01.356	7	72.019

## Not classified

DNS	66	Kevin WATRET	Kawasaki	ER6	SL			DNS		0	-
DNS	39	Stuart HAMILTON	Suzuki	SV650	SL			DNS		0	-
DNS	278	Paul MARSHALL	Kawasaki	ER6	SL			DNS		0	-

Margin of Victory	Avg. Speed	Best Lap Tm	Best Speed	Best Lap by
4.550	81.365	55.111	82.762	155 - Scott CAMPBELL

Clerk of the Course :

Orbits

Sig : Time :

Chief Timekeeper : Ian Sharp (SMART Timing)

 Results available at [www.speedhive.com](http://www.speedhive.com) and [www.smart-timing.co.uk](http://www.smart-timing.co.uk)

Printed: 27/05/2018 15:28:28



## KMSC National Motorcycle Racing AC

### KMSC Championship Lightweights

Knockhill 1.267 miles

#### Race 27 - 3rd Race

27/05/2018 14:15

#### Race (10 Laps) started at 15:16:45

Lap	Time of Day	Lap Tm	S1	S2	S3	SFSpd	S1Spd
<b>(155) Scott CAMPBELL</b>							
1	15:17:47.374	<b>56.728</b>	16.828	21.279	18.621	85.054	109.474
2	15:18:42.878	<b>55.504</b>	<b>15.736</b>	21.122	18.646	<b>133.150</b>	109.474
3	15:19:38.458	<b>55.580</b>	15.820	21.243	18.517	131.584	109.474
4	15:20:33.584	<b>55.126</b>	15.840	20.816	18.470	130.560	<b>110.556</b>
5	15:21:28.898	<b>55.314</b>	15.877	20.875	18.562	130.306	110.556
6	15:22:24.248	<b>55.350</b>	16.002	20.896	18.452	130.814	109.653
7	15:23:19.359	<b>55.111</b>	15.984	<b>20.684</b>	<b>18.443</b>	130.306	110.012
8	15:24:14.689	<b>55.330</b>	16.092	20.765	18.473	129.551	109.653
9	15:25:10.405	<b>55.716</b>	16.028	21.120	18.568	129.302	110.556
10	15:26:06.073	<b>55.668</b>	15.913	21.014	18.741	130.306	110.193
<b>(21) Grant REID</b>							
1	15:17:47.125	<b>56.615</b>	16.704			89.957	110.556
2	15:18:42.737	<b>55.612</b>	15.903			134.215	111.474
3	15:19:39.130	<b>56.393</b>	<b>15.838</b>			131.584	110.739
4	15:20:34.626	<b>55.496</b>	16.038			134.215	111.846
5	15:21:30.462	<b>55.836</b>	16.001			133.680	<b>112.597</b>
6	15:22:26.209	<b>55.747</b>	16.109			133.680	112.033
7	15:23:22.291	<b>56.082</b>	16.177			133.415	110.193
8	15:24:18.288	<b>55.997</b>	16.191			129.302	112.408
9	15:25:14.316	<b>56.028</b>	15.973			131.584	112.408
10	15:26:10.623	<b>56.307</b>	16.089			<b>134.484</b>	112.597
<b>(34) Kenneth THIRLWALL</b>							
1	15:17:48.598	<b>57.710</b>	17.444	21.444	18.822	87.722	106.183
2	15:18:44.882	<b>56.284</b>	<b>16.224</b>	21.203	18.857	128.559	106.689
3	15:19:41.267	<b>56.385</b>	16.300	21.368	18.717	127.581	<b>107.372</b>
4	15:20:37.255	<b>55.988</b>	16.350	21.023	<b>18.615</b>	<b>128.805</b>	106.183
5	15:21:33.448	<b>56.193</b>	16.392	21.059	18.742	128.313	105.515
6	15:22:29.640	<b>56.192</b>	16.326	21.004	18.862	128.559	106.520
7	15:23:25.800	<b>56.160</b>	16.414	<b>20.985</b>	18.761	127.339	106.351
8	15:24:22.410	<b>56.610</b>	16.384	21.195	19.031	127.824	106.520
9	15:25:19.269	<b>56.859</b>	16.483	21.239	19.137	125.905	106.183
10	15:26:16.018	<b>56.749</b>	16.424	21.256	19.069	126.857	106.859
<b>(88) Lewis NICOL</b>							
1	15:17:47.638	<b>56.595</b>	16.688	21.293	<b>18.614</b>	90.809	<b>108.238</b>
2	15:18:44.512	<b>56.874</b>	<b>16.363</b>	21.303	19.208	<b>129.302</b>	106.689
3	15:19:41.236	<b>56.724</b>	16.415	21.353	18.956	126.380	106.520
4	15:20:37.909	<b>56.673</b>	16.420	21.415	18.838	126.857	106.689
5	15:21:34.742	<b>56.833</b>	16.710	21.353	18.770	128.313	105.848
6	15:22:31.482	<b>56.740</b>	16.641	21.317	18.782	126.142	105.515
7	15:23:28.205	<b>56.723</b>	16.462	21.403	18.858	127.824	106.520
8	15:24:25.430	<b>57.225</b>	16.620	21.599	19.006	126.142	106.183
9	15:25:21.805	<b>56.375</b>	16.372	21.174	18.829	127.098	106.520
10	15:26:18.244	<b>56.439</b>	16.513	<b>20.970</b>	18.956	126.618	105.848
<b>(800) Gordon CLARK</b>							
1	15:17:48.906	<b>58.074</b>	17.844			86.257	106.183
2	15:18:45.763	<b>56.857</b>	16.181			<b>130.560</b>	109.474
3	15:19:41.822	<b>56.059</b>	<b>16.085</b>			126.142	<b>110.193</b>
4	15:20:38.416	<b>56.594</b>	16.386			127.581	109.474
5	15:21:35.872	<b>57.456</b>	16.321			129.053	108.764
6	15:22:32.490	<b>56.618</b>	16.350			129.551	108.588
7	15:23:29.298	<b>56.808</b>	16.495			126.618	109.474
8	15:24:25.752	<b>56.454</b>	16.209			127.581	109.474
9	15:25:22.098	<b>56.346</b>	16.252			124.968	109.474
10	15:26:19.183	<b>57.085</b>	16.286			129.551	108.764
<b>(85) Steven HORNE</b>							
1	15:17:49.916	<b>58.730</b>	17.532	<b>22.100</b>	<b>19.098</b>	88.068	105.681
2	15:18:46.279	<b>56.363</b>	16.416			127.339	106.015
3	15:19:42.450	<b>56.171</b>	<b>16.212</b>			128.559	107.890
4	15:20:38.823	<b>56.373</b>	16.429			127.581	107.372
5	15:21:36.314	<b>57.491</b>	16.286			<b>130.306</b>	108.588
6	15:22:33.280	<b>56.966</b>	16.772			127.824	108.238
7	15:23:29.927	<b>56.647</b>	16.394			127.824	<b>108.941</b>
8	15:24:26.221	<b>56.294</b>	16.544			126.380	105.515
9	15:25:22.875	<b>56.654</b>	16.262			129.053	107.890
10	15:26:19.696	<b>56.821</b>	16.275			127.824	107.717
<b>(22) Allan BROWN</b>							

Lap	Time of Day	Lap Tm	S1	S2	S3	SFSpd	S1Spd
1	15:17:50.104	<b>58.753</b>	17.740	22.179	18.834	90.198	104.204
2	15:18:46.553	<b>56.449</b>	16.492	21.373	18.584	127.581	105.184
3	15:19:42.853	<b>56.300</b>	<b>16.177</b>	<b>21.193</b>	18.930	127.339	<b>106.689</b>
4	15:20:39.539	<b>56.686</b>	16.463	21.469	18.754	126.380	105.349
5	15:21:36.445	<b>56.906</b>	16.295	21.494	19.117	125.670	105.681
6	15:22:32.871	<b>56.426</b>	16.458	21.464	18.504	<b>128.559</b>	104.856
7	15:23:30.101	<b>57.230</b>	16.763	21.785	18.682	126.857	104.204
8	15:24:27.245	<b>57.144</b>	16.415	21.915	18.814	127.581	103.561
9	15:25:24.037	<b>56.792</b>	16.321	21.837	18.634	125.201	104.692
10	15:26:20.306	<b>56.269</b>	16.352	21.418	<b>18.499</b>	125.201	105.020
<b>(13) Andrew BARTON</b>							
1	15:17:53.469	<b>1:01.873</b>	18.365	23.878	19.630	88.532	103.721
2	15:18:53.518	<b>1:00.049</b>	16.937	23.271	19.841	122.236	102.768
3	15:19:51.987	<b>58.469</b>	16.580	22.406	19.483	125.905	105.515
4	15:20:50.168	<b>58.181</b>	16.657	22.271	19.253	125.670	<b>106.015</b>
5	15:21:48.056	<b>57.888</b>	<b>16.506</b>	<b>22.019</b>	19.363	125.201	105.681
6	15:22:46.557	<b>58.501</b>	16.891	22.276	19.334	125.905	103.242
7	15:23:45.410	<b>58.853</b>	17.417	22.216	<b>19.220</b>	125.670	103.721
8	15:24:43.507	<b>58.097</b>	16.576	22.250	19.271	124.504	105.515
9	15:25:41.813	<b>58.306</b>	16.972	22.099	19.235	<b>126.857</b>	104.043
10	15:26:40.251	<b>58.438</b>	16.734	22.353	19.351	126.618	105.681
<b>(16) Gerry KEIRNAN</b>							
1	15:17:54.059	<b>1:02.261</b>	18.568	23.798	19.895	92.181	100.161
2	15:18:53.893	<b>59.834</b>	17.264	22.736	19.834	120.915	105.515
3	15:19:52.901	<b>59.008</b>	17.058	22.398	19.552	125.435	104.204
4	15:20:51.577	<b>58.676</b>	16.962	<b>22.342</b>	19.372	<b>127.339</b>	<b>107.372</b>
5	15:21:50.293	<b>58.716</b>	16.887	22.649	<b>19.180</b>	124.504	107.030
6	15:22:49.312	<b>59.019</b>	16.810	22.715	19.494	121.792	105.020
7	15:23:47.804	<b>58.492</b>	<b>16.722</b>	22.497	19.273	126.380	105.515
8	15:24:46.594	<b>58.790</b>	17.145	22.362	19.283	122.236	106.351
9	15:25:45.641	<b>59.047</b>	16.907	22.674	19.466	122.908	106.183
10	15:26:44.865	<b>59.224</b>	17.003	22.702	19.519	122.683	106.183
<b>(15) Finlay MILNE</b>							
1	15:17:52.910	<b>1:00.768</b>	18.158	22.790	19.820	89.239	<b>101.832</b>
2	15:18:52.567	<b>59.657</b>	17.119	22.653	19.885	<b>124.504</b>	101.066
3	15:19:51.773	<b>59.206</b>	16.902	22.529	19.775	121.792	100.914
4	15:20:50.922	<b>59.149</b>	16.903	22.550	19.696	121.572	100.914
5	15:21:49.907	<b>58.985</b>	<b>16.758</b>	22.361	19.866	122.236	100.011
6	15:22:49.235	<b>59.328</b>	17.041	22.449	19.838	119.196	100.914
7	15:23:48.518	<b>59.283</b>	16.945	22.685	<b>19.653</b>	119.835	99.419
8	15:24:47.782	<b>59.264</b>	17.163	22.336	19.765	120.697	101.371
9	15:25:46.745	<b>58.963</b>	16.932	<b>22.266</b>	19.765	120.265	100.762
10	15:26:45.705	<b>58.960</b>	16.962	22.332	19.666	118.985	100.460
<b>(74) Christine WATSON</b>							
1	15:17:55.199	<b>1:02.691</b>	18.640			91.055	104.856
2	15:18:55.548	<b>1:00.349</b>	17.401	23.134	19.814	122.459	107.372
3	15:19:55.919	<b>1:00.371</b>	17.404			118.775	106.351
4	15:20:56.055	<b>1:00.136</b>	17.398	<b>23.070</b>	19.668	123.133	<b>108.238</b>
5	15:21:56.091	<b>1:00.036</b>	17.426			121.352	107.544
6	15:22:55.941	<b>59.850</b>	17.119	23.136	<b>19.595</b>	122.459	107.372
7	15:23:55.801	<b>59.860</b>	17.278			122.683	107.890
8	15:24:55.177	<b>59.376</b>	<b>17.105</b>			122.236	107.372
9	15:25:56.004	<b>1:00.827</b>	17.273	23.262	20.292	122.236	108.064
10	15:26:56.302	<b>1:00.298</b>	17.123	23.242	19.933	<b>125.670</b>	107.372
<b>(7) Raymond DUGUID</b>							
1	15:17:52.765	<b>1:01.189</b>	18.276	22.865	20.048	91.552	101.218
2	15:18:53.578	<b>1:00.813</b>	17.513	23.108	20.192	122.236	101.524
3	15:19:54.206	<b>1:00.628</b>	17.417	23.051	20.160	122.236	101.218
4	15:20:54.540	<b>1:00.334</b>	17.378	<b>22.808</b>	20.148	122.459	101.066
5	15:21:54.867	<b>1:00.327</b>	<b>17.117</b>	23.027	20.183	122.236	100.914
6	15:22:55.165	<b>1:00.298</b>	17.335	22.830	20		



## KMSC National Motorcycle Racing AC

KMSC Championship Lightweights

Knockhill 1.267 miles

Race 27 - 3rd Race

27/05/2018 14:15

Race (10 Laps) started at 15:16:45

Lap	Time of Day	Lap Tm	S1	S2	S3	SFSpd	S1Spd	Lap	Time of Day	Lap Tm	S1	S2	S3	SFSpd	S1Spd
3	15:20:01.937	<b>1:02.105</b>	17.892	23.626	20.587	117.526	<b>97.682</b>								
4	15:21:04.698	<b>1:02.761</b>	18.168	24.028	20.565	116.103	97.117								
5	15:22:07.176	<b>1:02.478</b>	17.934	24.105	20.439	116.912	96.697								
6	15:23:08.967	<b>1:01.791</b>	17.740	23.595	20.456	<b>117.733</b>	95.595								
7	15:24:10.323	<b>1:01.356</b>	17.878	23.489	<b>19.989</b>	116.304	96.558								
8	15:25:12.446	<b>1:02.123</b>	<b>17.698</b>	23.725	20.700	116.103	97.117								
9	15:26:15.488	<b>1:03.042</b>	19.271	<b>23.464</b>	20.307	114.714	97.117								

Clerk of the Course :

Orbits

Sig : Time :

Chief Timekeeper : Ian Sharp (SMART Timing)

Results available at [www.speedhive.com](http://www.speedhive.com) and [www.smart-timing.co.uk](http://www.smart-timing.co.uk)



**KMSC National Motorcycle Racing AC****Lapchart****KMSC Championship Lightweights****Knockhill 1.267 miles****Race 27 - 3rd Race****27/05/2018 14:15****Race (10 Laps) started at 15:16:45**

Competitors	Laps											
	0	1	2	3	4	5	6	7	8	9	10	
Grant REID (21)	1	21	21	21	155	155	155	155	155	155	155	155
Scott CAMPBELL (155)	2	155	155	155	21	21	21	21	21	21	21	21
Gordon CLARK (800)	3	800	88	88	88	34	34	34	34	34	34	34
Kenneth THIRLWALL (34)	4	34	34	34	34	88	88	88	88	88	88	88
Lewis NICOL (88)	5	88	800	800	800	800	800	800	800	800	800	800
Steven HORNE (85)	6	85	85	85	85	85	85	22	85	85	85	85
Allan BROWN (22)	7	22	22	22	22	22	22	85	22	22	22	22
Raymond DUGUID (7)	8	7	7	15	15	13	13	13	13	13	13	13
Andrew BARTON (13)	9	13	15	13	13	15	15	15	16	16	16	16
Gerry KEIRNAN (16)	10	16	13	7	16	16	16	16	15	15	15	15
Finlay MILNE (15)	11	15	16	16	7	7	7	7	7	74	74	74
Christine WATSON (74)	12	74	74	74	74	74	74	74	74	7	7	7
Chris COCHRANE (26)	13	26	26	26	26	26	26	26	26	26	26	26
-	14											
-	15											
-	16											

Clerk of the Course :

Sig : Time :

Chief Timekeeper : Ian Sharp (SMART Timing)

Results available at [www.speedhive.com](http://www.speedhive.com) and [www.smart-timing.co.uk](http://www.smart-timing.co.uk)

Printed: 27/05/2018 15:29:16

Orbits



# Race Results

## KMSC National Motorcycle Racing AC

Sorted on Laps

KMSC Championship Formula 600's

Knockhill 1.267 miles

Race 28 - 3rd Race

27/05/2018 14:30

Race (10 Laps) started at 15:32:02

Pos	No.	Name	Make/Model	CC	Class	Laps	Total Tm	Diff	Best Tm	In Lap	Avg. Speed
1	64	Sam MUNRO	Kawasaki	ZX6R 600	S6	8	7:00.459		51.483	8	86.783
2	1	Bruce BIRNIE	Kawasaki	ZX6	S6	8	7:05.242	4.783	52.153	2	85.807
3	19	Kristopher DUNCAN	Kawasaki	ZX6R 600	S6	8	7:07.292	6.833	52.369	8	85.395
4	38	William BERGIN	Kawasaki	ZX6R 600	S6	8	7:07.666	7.207	52.159	5	85.321
5	47	Steven HADDOW	Kawasaki	ZX6R 600	S6	8	7:11.471	11.012	52.856	4	84.568
6	91	Lewis SHAND	Yamaha	R6 600	S6	8	7:11.590	11.131	52.273	5	84.545
7	87	Steven ALLISON	Kawasaki	ZX6R 600	S6	8	7:17.577	17.118	53.415	5	83.388
8	26	Alan McGREGOR	Kawasaki	ZX6	S6	8	7:19.268	18.809	53.458	7	83.067
9	11	Patrick FORMAN	Kawasaki	ZX6R 600	S6	8	7:20.433	19.974	53.882	2	82.847
10	55	James McLAREN	Suzuki	GSXR600	S6	8	7:20.878	20.419	53.442	4	82.764
11	85	Steve HORNE	Triumph	Daytona 675	S6	8	7:21.137	20.678	53.676	6	82.715
12	5	Simon SMAIL	Triumph	Daytona 675R	S6	8	7:22.472	22.013	53.787	4	82.466
13	28	Paul BOWERBANK	Yamaha	R6 600	S6	8	7:32.752	32.293	54.916	3	80.593
14	27	Andrew DONALD	Kawasaki	ZX6R 600	S6	8	7:33.880	33.421	55.147	3	80.393
15	48	Mark FARRELL	Yamaha	R6 600	S6	8	7:39.901	39.442	55.525	8	79.340
16	9	Rishon HICKEY	Kawasaki	WK650	S6	8	7:41.242	40.783	56.305	8	79.110
17	58	Barry STEWART	Kawasaki	ZX6R 600	S6	8	7:41.246	40.787	55.929	6	79.109
18	76	Steven BEATTIE	Triumph	Daytona 675R	S6	8	7:43.210	42.751	56.030	5	78.774
19	7	Paul MacKEY	Kawasaki	ZX6R 600	S6	8	7:44.432	43.973	56.260	3	78.566
20	103	Richard DUNCAN	BMW	S1000RR	S6	8	7:47.108	46.649	56.904	4	78.116
21	25	Jim PURVIS	Yamaha	R6 600	S6	7	7:00.376	1 Lap	58.176	2	75.950
<b>Not classified (from pos 22)</b>											
	8	Jon DICKIE	Yamaha	R6 600	S6	8	7:11.651	11.192	52.224	8	84.533
DNF	50	Calum JACKSON	Triumph	Daytona 675	S6		7.006	DNF		0	-
DNF	92	Christopher SCOTT	Yamaha	R6 600	S6		7.780	DNF		0	-
DNF	71	Mike CRITCHELL	Yamaha	R6 600	S6		8.003	DNF		0	-
DNS	12	William MONIE	Suzuki	GSXR600	S6			DNS		0	-

### Announcements

RED FLAG after Leader completed 9 Laps - Result declared at 8 Laps.  
 Bike No.8 - Not classified - Not running at time of Red Flag.

Margin of Victory	Avg. Speed	Best Lap Tm	Best Speed	Best Lap by
4.783	86.783	51.483	88.594	64 - Sam MUNRO

Clerk of the Course :

Orbits

Sig : Time :

Chief Timekeeper : Ian Sharp (SMART Timing)

 Results available at [www.speedhive.com](http://www.speedhive.com) and [www.smart-timing.co.uk](http://www.smart-timing.co.uk)

Printed: 27/05/2018 15:51:05



## KMSC National Motorcycle Racing AC

KMSC Championship Formula 600's

Knockhill 1.267 miles

Race 28 - 3rd Race

27/05/2018 14:30

Race (10 Laps) started at 15:32:02

Lap	Time of Day	Lap Tm	S1	S2	S3	SFSpd	S1Spd	Lap	Time of Day	Lap Tm	S1	S2	S3	SFSpd	S1Spd
<b>(64) Sam MUNRO</b>								<b>(11) Patrick FORMAN</b>							
1	15:33:00.524	<b>52.764</b>	15.795	19.631	17.338	93.595	119.835	3	15:34:52.371	<b>54.144</b>	15.611			137.234	119.409
2	15:33:52.522	<b>51.998</b>	14.840	19.911	17.247	144.628	120.049	4	15:35:46.403	<b>54.032</b>	15.490			139.227	<b>120.049</b>
3	15:34:44.509	<b>51.987</b>	14.861	19.706	17.420	<b>144.941</b>	121.133	5	15:36:40.524	<b>54.121</b>	15.800	20.560	<b>17.761</b>	135.571	117.733
4	15:35:36.465	<b>51.956</b>	15.011	19.625	17.320	141.279	121.133	6	15:37:34.835	<b>54.311</b>	15.614	20.812	17.885	138.652	118.985
5	15:36:28.309	<b>51.844</b>	14.927	19.648	17.269	144.008	120.915	7	15:38:28.293	<b>53.458</b>	15.438			<b>140.392</b>	117.116
6	15:37:20.184	<b>51.875</b>	14.861	19.731	17.283	144.941	120.915	8	15:39:22.070	<b>53.777</b>	15.458	<b>20.380</b>	17.939	137.516	117.116
7	15:38:11.778	<b>51.594</b>	14.810	19.577	<b>17.207</b>	144.317	121.352	<b>(55) James McLAREN</b>							
8	15:39:03.261	<b>51.483</b>	<b>14.744</b>	19.510	17.229	144.317	121.352	1	15:33:03.879	<b>55.204</b>	16.479	20.879	<b>17.846</b>	96.281	117.321
<b>(1) Bruce BIRNIE</b>								2	15:33:57.761	<b>53.882</b>	<b>15.489</b>	<b>20.400</b>	17.993	138.939	116.506
1	15:33:01.429	<b>53.283</b>	15.903	19.880	<b>17.500</b>	95.595	121.792	3	15:34:51.840	<b>54.079</b>	15.489	20.420	18.170	<b>139.517</b>	117.733
2	15:33:53.582	<b>52.153</b>	15.018	<b>19.604</b>	17.531	145.886	121.572	4	15:35:46.005	<b>54.165</b>	15.657	20.522	17.986	134.215	116.506
3	15:34:46.152	<b>52.570</b>	14.842	19.720	18.008	<b>146.204</b>	<b>123.360</b>	5	15:36:40.430	<b>54.425</b>	15.784	20.668	17.973	137.234	115.903
4	15:35:38.369	<b>52.217</b>	14.936	19.722	17.559	143.699	122.683	6	15:37:34.667	<b>54.237</b>	15.559	20.532	18.146	137.234	117.116
5	15:36:30.612	<b>52.243</b>	<b>14.811</b>	19.898	17.534	143.699	122.459	7	15:38:29.042	<b>54.375</b>	15.770	20.583	18.022	135.571	<b>118.356</b>
6	15:37:23.215	<b>52.603</b>	15.225	19.875	17.503	144.628	119.835	8	15:39:23.235	<b>54.193</b>	15.541	20.613	18.039	136.675	118.147
7	15:38:15.525	<b>52.310</b>	14.949	19.775	17.586	144.008	121.133	<b>(85) Steve HORNE</b>							
8	15:39:08.044	<b>52.519</b>	15.004	19.803	17.712	141.877	122.459	1	15:33:05.543	<b>56.541</b>	16.984	21.392	18.165	95.731	119.835
<b>(19) Kristopher DUNCAN</b>								2	15:33:59.736	<b>54.193</b>	15.499	20.679	18.015	<b>145.255</b>	102.454
1	15:33:01.963	<b>53.986</b>	16.210	20.125	17.651	96.143	121.792	3	15:34:53.992	<b>54.256</b>	15.568	20.773	17.915	142.177	109.653
2	15:33:54.366	<b>52.403</b>	15.154	19.870	<b>17.379</b>	144.317	122.236	4	15:35:47.434	<b>53.442</b>	15.294	<b>20.330</b>	<b>17.818</b>	142.479	122.236
3	15:34:46.759	<b>52.393</b>	<b>14.949</b>	19.991	17.453	<b>146.523</b>	<b>122.908</b>	5	15:36:41.453	<b>54.019</b>	15.437	20.643	17.939	136.954	123.360
4	15:35:39.521	<b>52.762</b>	15.095	19.998	17.669	145.255	122.459	6	15:37:35.588	<b>54.135</b>	15.170	20.584	18.381	144.317	123.815
5	15:36:32.057	<b>52.536</b>	15.073	19.839	17.624	143.699	122.014	7	15:38:29.370	<b>53.782</b>	<b>15.124</b>	20.552	18.106	138.939	122.908
6	15:37:24.985	<b>52.928</b>	15.116	20.090	17.722	142.177	121.352	8	15:39:23.680	<b>54.310</b>	15.691	20.586	18.033	137.798	107.030
7	15:38:17.725	<b>52.740</b>	15.243	19.851	17.646	143.699	120.049	<b>(85) Steve HORNE</b>							
8	15:39:10.094	<b>52.369</b>	15.099	<b>19.739</b>	17.531	144.008	122.014	1	15:33:06.405	<b>57.340</b>	17.346	21.802	18.192	94.385	118.147
<b>(38) William BERGIN</b>								2	15:34:00.332	<b>53.927</b>	15.613	20.507	17.807	138.939	118.147
1	15:33:02.709	<b>54.476</b>	16.397	20.440	17.639	94.651	119.196	3	15:34:54.473	<b>54.141</b>	15.419	20.887	17.835	139.517	119.835
2	15:33:55.469	<b>52.760</b>	15.148	20.014	17.598	140.687	119.835	4	15:35:48.400	<b>53.927</b>	15.473	20.554	17.900	141.279	119.835
3	15:34:48.169	<b>52.700</b>	15.059	20.044	17.597	141.877	120.265	5	15:36:42.125	<b>53.725</b>	15.468	<b>20.491</b>	<b>17.766</b>	140.099	120.049
4	15:35:40.362	<b>52.193</b>	<b>14.948</b>	19.796	<b>17.449</b>	141.577	120.265	6	15:37:35.801	<b>53.676</b>	<b>15.285</b>	20.587	17.804	140.392	120.480
5	15:36:32.521	<b>52.159</b>	14.956	<b>19.722</b>	17.481	142.177	119.409	7	15:38:29.676	<b>53.875</b>	15.504	20.516	17.855	<b>141.577</b>	<b>122.459</b>
6	15:37:25.202	<b>52.681</b>	15.072	20.042	17.567	142.782	120.049	8	15:39:23.939	<b>54.263</b>	15.571	20.828	17.864	139.227	116.304
7	15:38:18.005	<b>52.803</b>	15.344			138.366	119.409	<b>(5) Simon SMAIL</b>							
8	15:39:10.468	<b>52.463</b>	15.082			<b>143.087</b>	<b>121.572</b>	1	15:33:04.832	<b>55.971</b>	16.840	21.216	17.915	99.419	120.049
<b>(47) Steven HADDOW</b>								2	15:33:58.970	<b>54.138</b>	15.470	20.916	17.752	139.227	121.792
1	15:33:02.966	<b>54.700</b>	16.516	20.549	<b>17.635</b>	96.005	<b>120.697</b>	3	15:34:53.067	<b>54.097</b>	15.401	<b>20.595</b>	18.101	138.939	<b>122.014</b>
2	15:33:56.109	<b>53.143</b>	15.343	20.042	17.758	<b>145.570</b>	119.621	4	15:35:46.854	<b>53.787</b>	<b>15.377</b>	20.757	<b>17.653</b>	140.982	120.049
3	15:34:49.001	<b>52.892</b>	15.150	<b>19.967</b>	17.775	143.699	120.049	5	15:36:40.895	<b>54.041</b>	15.525	20.854	17.662	139.517	117.526
4	15:35:41.857	<b>52.856</b>	<b>15.036</b>	20.118	17.702	143.087	120.480	6	15:37:35.468	<b>54.573</b>	15.458	21.138	17.977	<b>141.577</b>	117.321
5	15:36:34.834	<b>52.977</b>	15.081	20.091	17.805	144.317	119.409	7	15:38:31.177	<b>55.709</b>	17.249	20.646	17.814	140.099	117.940
6	15:37:28.039	<b>53.205</b>	15.260	20.103	17.842	142.782	120.265	8	15:39:25.274	<b>54.097</b>	15.432	20.774	17.891	136.675	118.565
7	15:38:21.137	<b>53.098</b>	15.078	20.138	17.882	143.699	119.835	<b>(28) Paul BOWERBANK</b>							
8	15:39:14.273	<b>53.136</b>	15.213	20.116	17.807	143.699	120.049	1	15:33:06.543	<b>57.337</b>					
<b>(91) Lewis SHAND</b>								2	15:34:03.072	<b>56.529</b>					
1	15:33:03.248	<b>54.758</b>	16.514	20.486	17.758	97.824	121.792	3	15:34:57.988	<b>54.916</b>					
2	15:33:56.655	<b>53.407</b>	15.393	20.228	17.786	143.699	120.915	4	15:35:53.389	<b>55.401</b>					
3	15:34:49.784	<b>53.129</b>	15.190	20.161	17.778	143.699	121.572	5	15:36:49.234	<b>55.845</b>					
4	15:35:42.551	<b>52.767</b>	15.141	20.072	17.554	143.087	120.915	6	15:37:44.711	<b>55.477</b>					
5	15:36:34.824	<b>52.273</b>	<b>15.047</b>	<b>19.739</b>	<b>17.487</b>	<b>144.628</b>	120.265	7	15:38:40.239	<b>55.528</b>					
6	15:37:28.079	<b>53.255</b>	15.337	20.239	17.679	143.699	120.265	8	15:39:35.554	<b>55.315</b>					
7	15:38:21.177	<b>53.098</b>	15.166	20.164	17.768	140.099	122.014	<b>(27) Andrew DONALD</b>							
8	15:39:14.392	<b>53.215</b>	15.325	20.171	17.719	144.317	122.236	1	15:33:07.942	<b>58.762</b>	17.775	22.706	18.281	100.011	116.709
<b>(87) Steven ALLISON</b>								2	15:34:04.508	<b>56.566</b>	16.343	21.795	18.428	128.559	118.356
1	15:33:04.052	<b>55.187</b>	16.634	20.754	<b>17.799</b>	96.005	117.733	3	15:34:59.655	<b>55.147</b>	15.900	21.130	18.117	130.053	<b>118.985</b>
2	15:33:57.956	<b>53.904</b>	16.561			139.517	117.940	4	15:35:55.078	<b>55.423</b>	16.098	<b>21.071</b>	18.254	135.845	116.709
3	15:34:52.170	<b>54.214</b>	15.622			<b>142.177</b>	115.903	5	15:36:50.373	<b>55.295</b>	15.915	21.231	18.149	133.150	116.912
4	15:35:46.172	<b>54.002</b>	15.543	20.471	17.988	139.808	<b>118.775</b>	6	15:37:45.760	<b>55.387</b>	15.858	21.436	<b>18.093</b>	133.947	115.703
5	15:36:39.587	<b>53.415</b>	<b>15.370</b>	20.116	17.929	140.099	116.103	7	15:38:41.175	<b>55.415</b>	16.019	21.269	18.127	135.571	118.356
6	15:37:33.259	<b>53.672</b>	15.498	20.167	18.007	138.652	116.304	8	15:39:36.682	<b>55.507</b>	15.966	21.351	18.190	135.845	118.356
7	15:38:26.855	<b>53.596</b>	15.404	20.143	18.049	138.652	115.903	<b>(48) Mark FARRELL</b>							
8	15:39:20.379	<b>53.524</b>	15.459	<b>20.071</b>	17.994	138.939	116.506	1	15:33:10.781	<b>1:01.100</b>	19.560	22.768	18.772	98.979	111.660
<b>(26) Alan MCGREGOR</b>								2	15:34:07.340	<b>56.559</b>	16.427	21.783	18.349	130.053	119.196
1	15:33:04.476	<b>55.866</b>	16.854			98.833	118.565	3	15:35:03.223	<b>55.883</b>	15.794	21.734	18.355	137.234	120.049
2	15:33:58.227	<b>53.751</b>	<b>15.435</b>			136.954	118.775	4	15:35:58.923	<b>55.700</b>	15.877	21.564	<b>18.259</b>	134.754	<b>120.697</b>
								5	15:36:55.407	<b>56.484</b>	15.897	21.893	18.694	136.398	118.356
								6</							

## KMSC National Motorcycle Racing AC

KMSC Championship Formula 600's

Knockhill 1.267 miles

Race 28 - 3rd Race

27/05/2018 14:30

Race (10 Laps) started at 15:32:02

Lap	Time of Day	Lap Tm	S1	S2	S3	SFSpd	S1Spd	Lap	Time of Day	Lap Tm	S1	S2	S3	SFSpd	S1Spd
7	15:38:47.178	<b>56.078</b>	15.900	21.654	18.524	139.517	118.356								
8	15:39:42.703	<b>55.525</b>	<b>15.607</b>	<b>21.478</b>	18.440	<b>140.099</b>	119.409								
<b>(9) Rishon HICKEY</b>															
1	15:33:07.365	<b>57.978</b>	17.165	22.266	18.547	102.926	116.912								
2	15:34:04.265	<b>56.900</b>	16.281	22.144	<b>18.475</b>	134.484	116.103								
3	15:35:00.712	<b>56.447</b>	15.998	21.974	18.475	134.754	117.116								
4	15:35:57.518	<b>56.806</b>	16.254	22.020	18.532	135.845	117.321								
5	15:36:54.048	<b>56.530</b>	15.937	22.017	18.576	<b>137.516</b>	116.506								
6	15:37:50.656	<b>56.608</b>	15.955	21.931	18.722	136.121	116.304								
7	15:38:47.739	<b>57.083</b>	16.497	21.878	18.708	135.025	116.912								
8	15:39:44.044	<b>56.305</b>	<b>15.867</b>	<b>21.738</b>	18.700	134.215	<b>117.940</b>								
<b>(58) Barry STEWART</b>															
1	15:33:09.217	<b>1:00.010</b>	18.224	22.922	18.864	88.183	116.103								
2	15:34:05.483	<b>56.266</b>	16.110	21.507	18.649	135.025	118.565								
3	15:35:01.530	<b>56.047</b>	<b>15.852</b>	<b>21.490</b>	18.705	133.415	118.147								
4	15:35:58.348	<b>56.818</b>	16.122	22.049	18.647	135.298	117.940								
5	15:36:54.970	<b>56.622</b>	16.304	21.737	18.581	<b>139.227</b>	117.526								
6	15:37:50.899	<b>55.929</b>	15.928	21.596	<b>18.405</b>	135.571	<b>119.196</b>								
7	15:38:47.035	<b>56.136</b>	15.999	21.574	18.563	136.398	115.703								
8	15:39:44.048	<b>57.013</b>	16.018	22.024	18.971	137.798	115.305								
<b>(76) Steven BEATTIE</b>															
1	15:33:10.112	<b>59.870</b>	18.084	23.027	18.759	99.566	115.703								
2	15:34:06.450	<b>56.338</b>	15.985	21.897	18.456	135.298	118.775								
3	15:35:02.814	<b>56.364</b>	15.910	22.039	18.415	136.675	<b>118.985</b>								
4	15:36:00.324	<b>57.510</b>	15.980	23.015	18.515	136.398	118.985								
5	15:36:56.354	<b>56.030</b>	15.948	<b>21.687</b>	18.395	136.398	117.321								
6	15:37:52.609	<b>56.255</b>	<b>15.832</b>	22.029	<b>18.394</b>	<b>137.516</b>	118.565								
7	15:38:49.635	<b>57.026</b>	16.360	22.155	18.511	137.516	115.504								
8	15:39:46.012	<b>56.377</b>	16.019	21.917	18.441	135.298	118.565								
<b>(7) Paul MacKEY</b>															
1	15:33:09.553	<b>1:00.119</b>	18.260	23.026	18.833	100.762	116.506								
2	15:34:05.843	<b>56.290</b>	16.079	21.776	<b>18.435</b>	136.398	117.116								
3	15:35:02.103	<b>56.260</b>	<b>15.961</b>	21.684	18.615	<b>138.652</b>	<b>118.565</b>								
4	15:35:58.828	<b>56.725</b>	16.346	21.763	18.616	134.215	117.321								
5	15:36:55.668	<b>56.840</b>	16.288	22.004	18.548	132.624	118.147								
6	15:37:52.174	<b>56.506</b>	16.168	21.771	18.567	134.215	116.304								
7	15:38:49.612	<b>57.438</b>	16.360	21.767	19.311	133.947	115.703								
8	15:39:47.234	<b>57.622</b>	16.520	22.096	19.006	127.824	116.912								
<b>(103) Richard DUNCAN</b>															
1	15:33:09.862	<b>59.656</b>	17.765	23.176	18.715	103.084	109.653								
2	15:34:06.831	<b>56.969</b>	16.572	22.022	<b>18.375</b>	126.380	<b>115.107</b>								
3	15:35:04.126	<b>57.295</b>	16.623	22.033	18.639	<b>132.624</b>	113.166								
4	15:36:01.030	<b>56.904</b>	<b>16.328</b>	21.846	18.730	129.053	114.323								
5	15:36:57.974	<b>56.944</b>	16.510	<b>21.721</b>	18.713	128.805	114.129								
6	15:37:55.019	<b>57.045</b>	16.460	21.732	18.853	126.380	113.935								
7	15:38:52.380	<b>57.361</b>	16.548	21.734	19.079	127.098	114.714								
8	15:39:49.910	<b>57.530</b>	16.698	21.936	18.896	128.068	113.166								
<b>(25) Jim PURVIS</b>															
1	15:33:12.334	<b>1:01.959</b>	19.594	23.051	19.314	94.518	110.374								
2	15:34:10.510	<b>58.176</b>	16.562	22.457	<b>19.157</b>	122.683	<b>115.107</b>								
3	15:35:08.865	<b>58.355</b>	<b>16.376</b>	22.583	19.396	124.044	111.660								
4	15:36:07.686	<b>58.821</b>	16.692	22.825	19.304	122.908	110.193								
5	15:37:06.185	<b>58.499</b>	16.532	22.572	19.395	124.044	112.220								
6	15:38:04.395	<b>58.210</b>	16.381	22.566	19.263	123.587	112.786								
7	15:39:03.178	<b>58.783</b>	16.483	22.706	19.594	<b>124.273</b>	108.413								
<b>(8) Jon DICKIE</b>															
1	15:33:05.449	<b>55.252</b>	16.443	20.924	17.885	108.941	121.133								
2	15:33:58.390	<b>52.941</b>	15.004	20.366	17.571	142.782	122.683								
3	15:34:51.705	<b>53.315</b>	15.141	20.303	17.871	141.877	120.915								
4	15:35:44.283	<b>52.578</b>	14.984	19.899	17.695	141.577	120.480								
5	15:36:37.294	<b>53.011</b>	15.013	20.259	17.739	142.177	120.480								
6	15:37:29.983	<b>52.689</b>	15.160	19.916	17.613	141.577	120.480								
7	15:38:22.229	<b>52.246</b>	14.941	19.845	<b>17.460</b>	142.782	121.133								
8	15:39:14.453	<b>52.224</b>	<b>14.860</b>	<b>19.797</b>	17.567	142.479	121.792								

Clerk of the Course :

Sig : Time :

Chief Timekeeper : Ian Sharp (SMART Timing)

Results available at [www.speedhive.com](http://www.speedhive.com) and [www.smart-timing.co.uk](http://www.smart-timing.co.uk)

Printed: 27/05/2018 15:51:39

Orbits





## KMSC National Motorcycle Racing AC

## Lapchart

**KMSC Championship Formula 600's**

**Knockhill 1.267 miles**

**Race 28 - 3rd Race**

**27/05/2018 14:30**

**Race (10 Laps) started at 15:32:02**

Competitors	Laps										
	0	1	2	3	4	5	6	7	8		
Sam MUNRO (64)	1	64	64	64	64	64	64	64	64	64	
Kristopher DUNCAN (19)	2	19	1	1	1	1	1	1	1	1	
Bruce BIRNIE (1)	3	1	19	19	19	19	19	19	19	19	
William BERGIN (38)	4	38	38	38	38	38	38	38	38	38	
Steven HADDOW (47)	5	47	47	47	47	91	47	47	47		
Lewis SHAND (91)	6	91	91	91	91	47	91	91	91		
Alan MCGREGOR (26)	7	26	11	11	8	8	8	8	8	8	
Patrick FORMAN (11)	8	11	87	87	11	11	87	87	87	87	
Simon SMAIL (5)	9	5	26	26	87	87	11	11	26	26	
Steven ALLISON (87)	10	87	5	8	26	26	26	26	11	11	
James McLAREN (55)	11	55	8	5	5	5	5	5	55	55	
Steve HORNE (85)	12	85	55	55	55	55	55	55	85	85	
Andrew DONALD (27)	13	27	85	85	85	85	85	85	5	5	
Paul BOWERBANK (28)	14	28	28	28	28	28	28	28	28	28	
Barry STEWART (58)	15	58	9	9	27	27	27	27	27	27	
Rishon HICKEY (9)	16	9	27	27	9	9	9	9	58	48	
Paul MacKEY (7)	17	7	58	58	58	58	58	58	48	9	
Mark FARRELL (48)	18	48	7	7	7	7	48	48	9	58	
Calum JACKSON (50)	19	50	103	76	76	48	7	7	7	76	
Jon DICKIE (8)	20	8	76	103	48	76	76	76	76	7	
Richard DUNCAN (103)	21	103	48	48	103	103	103	103	103	103	
Steven BEATTIE (76)	22	76	25	25	25	25	25	25	25		
Jim PURVIS (25)	23	25									
Christopher SCOTT (92)	24	92									
Mike CRITCHELL (71)	25	71									
-	26										

Clerk of the Course :

Sig : Time :

Chief Timekeeper : Ian Sharp (SMART Timing)

Results available at [www.speedhive.com](http://www.speedhive.com) and [www.smart-timing.co.uk](http://www.smart-timing.co.uk)

Printed: 27/05/2018 15:52:17

Orbits



# Race Results

## KMSC National Motorcycle Racing AC

Sorted on Laps

KMSC Championship 125's &amp; KMSC F400's

Knockhill 1.267 miles

Race 29 - 5th Race

27/05/2018 14:45

Race (10 Laps) started at 16:03:08

Pos	No.	Name	Make/Model	CC	Class	Laps	Total Tm	Diff	Best Tm	In Lap	Avg. Speed
1	69	Mark BOWRAN	Kawasaki	ZXR400	F400	10	9:54.633		57.642	9	76.704
2	58	James McLAREN	Suzuki	GSXR600	F400	10	9:56.419	1.786	58.546	9	76.475
3	39	Stuart HAMILTON	Kawasaki	ZXR400	F400	10	10:02.419	7.786	58.667	5	75.713
4	22	Ross MAGUIRE	Aprilia	RS125	F125	10	10:43.651	49.018	1:01.914	9	70.863
5	117	Lianne MAYHEW	Kawasaki	ER6	F400	10	10:44.291	49.658	1:03.029	3	70.792
6	118	Rod WALKER	Kawasaki	ZXR400	F400	10	11:05.538	1:10.905	1:03.849	4	68.532
7	122	Logan TURNER	Aprilia	RS125	F125	9	9:55.153	1 Lap	1:04.120	9	68.974
8	55	Owen PATERSON	Aprilia	RS125	F125	9	9:59.342	1 Lap	1:04.902	6	68.491
9	33	Declan CONNELL	Aprilia	RS125	F125	9	9:59.423	1 Lap	1:04.241	7	68.482
10	12	Jimmy MUIR	Aprilia	RS125	F125	9	9:59.794	1 Lap	1:04.886	9	68.440
11	27	Jordan HAY	Aprilia	RS125	F125	9	10:15.364	1 Lap	1:07.083	8	66.708

**Not classified**

DNS	16	Mia KELLAS	Aprilia	RS125	F125			DNS		0	-
DNS	8	Nathan ALLARDYCE	Aprilia	RS125	F125			DNS		0	-
DNS	99	Marc GIBSON	Kawasaki	ZXR400	F400			DNS		0	-

**Announcements**

Bike No.118 - Racetime includes 10 second Jump Start penalty.

Margin of Victory	Avg. Speed	Best Lap Tm	Best Speed	Best Lap by
1.786	76.704	57.642	79.128	69 - Mark BOWRAN

Clerk of the Course :

Orbits

Sig : Time :

Chief Timekeeper : Ian Sharp (SMART Timing)

 Results available at [www.speedhive.com](http://www.speedhive.com) and [www.smart-timing.co.uk](http://www.smart-timing.co.uk)

Printed: 27/05/2018 16:15:24



## KMSC National Motorcycle Racing AC

KMSC Championship 125's &amp; KMSC F400's

Knockhill 1.267 miles

Race 29 - 5th Race

27/05/2018 14:45

Race (10 Laps) started at 16:03:08

Lap	Time of Day	Lap Tm	S1	S2	S3	SFSpd	S1Spd	Lap	Time of Day	Lap Tm	S1	S2	S3	SFSpd	S1Spd
<b>(69) Mark BOWRAN</b>															
1	16:04:15.156	<b>1:00.533</b>	18.302	22.880	19.351	79.700	93.076	1	16:04:23.693	<b>1:07.767</b>	20.277			69.977	<b>83.054</b>
2	16:05:13.989	<b>58.833</b>	16.950	22.350	19.533	121.352	101.371	2	16:05:28.344	<b>1:04.651</b>	19.407			98.254	80.755
3	16:06:12.577	<b>58.588</b>	16.801	22.595	19.192	120.049	100.914	3	16:06:33.173	<b>1:04.829</b>	19.457			98.254	80.561
4	16:07:13.226	<b>1:00.649</b>	18.911	22.532	19.206	122.014	98.111	4	16:07:39.107	<b>1:05.934</b>	20.036			<b>98.543</b>	79.230
5	16:08:11.114	<b>57.888</b>	16.907	22.189	<b>18.792</b>	121.572	<b>102.768</b>	5	16:08:44.430	<b>1:05.323</b>	19.396			97.824	80.465
6	16:09:08.940	<b>57.826</b>	17.033	<b>21.670</b>	19.123	122.459	102.454	6	16:09:49.985	<b>1:05.555</b>	19.855			97.682	79.606
7	16:10:07.343	<b>58.403</b>	17.016	21.903	19.484	122.236	101.218	7	16:10:55.413	<b>1:05.428</b>	19.500			97.117	80.368
8	16:11:05.407	<b>58.064</b>	<b>16.795</b>	22.178	19.091	120.697	101.987	8	16:12:00.015	<b>1:04.602</b>	19.374			95.731	79.795
9	16:12:03.049	<b>57.642</b>	16.978	21.791	18.873	120.915	101.678	9	16:13:04.135	<b>1:04.120</b>	<b>19.183</b>			97.824	79.230
10	16:13:03.615	<b>1:00.566</b>	17.988	22.177	20.401	<b>122.683</b>	97.967	<b>(55) Owen PATERSON</b>							
<b>(55) Owen PATERSON</b>															
1	16:04:24.993	<b>1:08.428</b>	20.356	25.390	22.682	74.152	<b>84.306</b>	1	16:04:24.201	<b>1:07.976</b>	21.332			71.850	80.950
2	16:05:30.664	<b>1:05.671</b>	18.783	24.912	21.976	<b>100.218</b>	84.306	2	16:05:30.882	<b>1:06.681</b>	19.102			100.611	82.341
3	16:06:36.194	<b>1:05.530</b>	18.683	25.055	21.792	<b>101.310</b>	82.951	3	16:06:36.632	<b>1:05.750</b>	19.005			100.460	80.950
4	16:07:41.955	<b>1:05.761</b>	18.838	25.012	21.911	99.863	83.157	4	16:07:42.278	<b>1:05.646</b>	19.003			98.688	81.343
5	16:08:47.736	<b>1:05.781</b>	18.726	24.962	22.093	100.011	83.054	5	16:08:47.358	<b>1:05.080</b>	18.897			99.714	81.839
6	16:09:52.638	<b>1:04.902</b>	<b>18.598</b>	24.639	<b>21.665</b>	101.066	82.543	6	16:09:53.579	<b>1:06.221</b>	19.431			97.967	81.343
7	16:10:57.676	<b>1:05.038</b>	18.622	<b>24.529</b>	21.887	98.979	82.849	7	16:10:57.820	<b>1:04.241</b>	18.935			98.254	80.853
8	16:12:02.811	<b>1:05.135</b>	18.621	24.732	21.782	99.714	82.747	8	16:12:02.993	<b>1:05.173</b>	19.655			<b>101.371</b>	80.561
9	16:13:08.324	<b>1:05.513</b>	18.846	24.923	21.744	100.011	83.054	9	16:13:08.405	<b>1:05.412</b>	<b>18.794</b>			99.419	<b>83.260</b>
<b>(33) Declan CONNELL</b>															
<b>(33) Declan CONNELL</b>															
1	16:04:24.201	<b>1:07.976</b>	21.332			71.850	80.950	1	16:04:25.448	<b>1:09.656</b>	21.557			70.714	81.839
2	16:05:30.882	<b>1:06.681</b>	19.102			100.611	82.341	2	16:05:31.065	<b>1:05.617</b>	19.220			99.419	81.839
3	16:06:36.632	<b>1:05.750</b>	19.005			100.460	80.950	3	16:06:36.710	<b>1:05.645</b>	19.226			101.066	<b>82.849</b>
4	16:07:42.278	<b>1:05.646</b>	19.003			98.688	81.343	4	16:07:42.499	<b>1:05.789</b>	19.370			99.419	81.343
5	16:08:47.358	<b>1:05.080</b>	18.897			99.714	81.839	5	16:08:48.147	<b>1:05.648</b>	19.225			<b>101.218</b>	81.639
6	16:09:53.579	<b>1:06.221</b>	19.431			97.967	81.343	6	16:09:53.922	<b>1:05.775</b>	19.409			99.125	78.305
7	16:10:57.820	<b>1:04.241</b>	18.935			98.254	80.853	7	16:10:58.943	<b>1:05.021</b>	19.138			100.161	81.441
8	16:12:02.993	<b>1:05.173</b>	19.655			99.272	81.639	8	16:12:03.890	<b>1:04.947</b>	19.173			99.272	81.639
9	16:13:08.405	<b>1:05.412</b>	<b>18.794</b>			99.419	<b>83.260</b>	9	16:13:08.776	<b>1:04.886</b>	<b>18.948</b>			99.863	82.240
<b>(12) Jimmy MUIR</b>															
<b>(12) Jimmy MUIR</b>															
1	16:04:25.448	<b>1:09.656</b>	21.557			70.714	81.839	1	16:04:25.814	<b>1:08.684</b>	21.000	25.143	22.541	70.343	<b>82.951</b>
2	16:05:31.065	<b>1:05.617</b>	19.220			99.419	81.839	2	16:05:33.082	<b>1:07.268</b>	20.253	24.852	22.163	<b>99.272</b>	80.853
3	16:06:36.710	<b>1:05.645</b>	19.226			101.066	<b>82.849</b>	3	16:06:40.409	<b>1:07.327</b>	<b>20.173</b>	24.974	22.180	98.398	80.658
4	16:07:42.499	<b>1:05.789</b>	19.370			99.419	81.343	4	16:07:47.791	<b>1:07.382</b>	20.180	25.024	22.178	97.967	80.561
5	16:08:48.147	<b>1:05.648</b>	19.225			99.419	81.343	5	16:08:55.171	<b>1:07.380</b>	20.186	24.820	22.374	97.967	80.081
6	16:09:53.922	<b>1:05.775</b>	19.409			99.125	78.305	6	16:10:02.554	<b>1:07.383</b>	20.470	24.866	22.047	97.399	79.890
7	16:10:58.943	<b>1:05.021</b>	19.138			100.161	81.441	7	16:11:09.835	<b>1:07.281</b>	20.181	25.179	<b>21.921</b>	97.540	79.890
8	16:12:03.890	<b>1:04.947</b>	19.173			99.272	81.639	8	16:12:16.918	<b>1:07.083</b>	20.304	<b>24.691</b>	22.088	99.125	80.853
9	16:13:08.776	<b>1:04.886</b>	<b>18.948</b>			99.863	82.240	9	16:13:24.346	<b>1:07.428</b>	20.413	24.961	22.054	98.543	79.795
<b>(27) Jordan HAY</b>															
<b>(27) Jordan HAY</b>															
1	16:04:25.814	<b>1:08.684</b>	21.000	25.143	22.541	70.343	<b>82.951</b>	1	16:04:21.125	<b>1:05.689</b>	19.586	24.819	<b>21.284</b>	76.000	<b>95.868</b>
2	16:05:33.082	<b>1:07.268</b>	20.253	24.852	22.163	<b>99.272</b>	80.853	2	16:05:25.322	<b>1:04.197</b>	18.278	24.368	21.551	115.305	95.868
3	16:06:40.409	<b>1:07.327</b>	<b>20.173</b>	24.974	22.180	98.398	80.658	3	16:06:29.829	<b>1:04.507</b>	18.358	<b>24.237</b>	21.912	115.703	95.053
4	16:07:47.791	<b>1:07.382</b>	20.180	25.024	22.178	97.967	80.561	4	16:07:33.678	<b>1:03.849</b>	18.264	24.291	21.294	114.323	95.595
5	16:08:55.171	<b>1:07.380</b>	20.186	24.820	22.374	97.967	80.081	5	16:08:38.224	<b>1:04.546</b>	18.331	24.470	21.745	<b>116.912</b>	95.323
6	16:10:02.554	<b>1:07.383</b>	20.470	24.866	22.047	97.399	79.890	6	16:09:42.744	<b>1:04.520</b>	<b>18.159</b>	24.902	21.459	115.305	95.053
7	16:11:09.835	<b>1:07.281</b>	20.181	25.179	<b>21.921</b>	97.540	79.890	7	16:10:47.576	<b>1:04.832</b>	18.284	24.564	21.984	116.103	94.385
8	16:12:16.918	<b>1:07.083</b>	20.304	<b>24.691</b>	22.088	99.125	80.853	8	16:11:52.556	<b>1:04.980</b>	18.677	24.678	21.625	113.742	94.785
9	16:13:24.346	<b>1:07.428</b>	20.413	24.961	22.054	98.543	79.795	9	16:12:57.744	<b>1:05.188</b>	18.411	24.861	21.916	116.103	95.053
10	16:14:04.520	<b>1:06.776</b>	18.795	25.488	22.493	115.703	93.205	10	16:13:53.273	<b>1:04.293</b>	18.032	24.413	21.848	110.556	94.785
<b>(117) Lianne MAYHEW</b>															
<b>(117) Lianne MAYHEW</b>															
1	16:04:19.426	<b>1:04.448</b>	18.737	24.425	21.286	77.941	96.558	1	16:04:21.125	<b>1:05.689</b>	19.586	24.819	<b>21.284</b>	76.000	<b>95.868</b>
2	16:05:23.216	<b>1:03.790</b>	18.178	24.178	21.434	110.922	95.188	2	16:05:25.322	<b>1:04.197</b>	18.278	24.368	21.551	115.305	95.868
3	16:06:26.245	<b>1:03.029</b>	18.051			109.653	95.053	3	16:06:29.829	<b>1:04.507</b>	18.358	<b>24.237</b>	21.912	115.703	95.053
4	16:07:29.337	<b>1:03.092</b>	<b>17.759</b>	<b>24.149</b>	<b>21.184</b>	111.105	<b>96.697</b>	4	16:07:33.678	<b>1:03.849</b>	18.264	24.291	21.294	114.323	95.595
5	16:08:33.315	<b>1:03.978</b>	18.025	24.347	21.606	<b>113.166</b>	94.785	5	16:08:38.224	<b>1:04.546</b>	18.331	24.470	21.745	<b>116.912</b>	95.323
6	16:09:37.483	<b>1:04.168</b>	18.337	24.481	21.350	108.413	94.518	6	16:09:42.744	<b>1:04.520</b>	<b>18.159</b>	24.902	21.459	115.305	95.053
7	16:10:41.271	<b>1:03.788</b>	17.872	24.373	21.543	112.033	96.143	7	16:10:47.576	<b>1:04.832</b>	18.284	24.564	21.984	116.103	94.385
8	16:11:45.417	<b>1:04.146</b>	18.211	24.378	21.557	109.474	95.188	8	16:11:52.556	<b>1:04.980</b>	18.677	24.678	21.625	113.742	94.785
9	16:12:48.980	<b>1:03.563</b>	17.934	24.322	21.307	110.556	96.143	9	16:12:57.744	<b>1:05.188</b>	18.411	24.861	21.916	116.103	9

**KMSC National Motorcycle Racing AC****Lapchart****KMSC Championship 125's & KMSC F400's****Knockhill 1.267 miles****Race 29 - 5th Race****27/05/2018 14:45****Race (10 Laps) started at 16:03:08**

Competitors	Laps											
	0	1	2	3	4	5	6	7	8	9	10	
James McLAREN (58)	1	58	58	58	58	58	69	69	69	69	69	69
Mark BOWRAN (69)	2	69	69	69	69	69	58	58	58	58	58	58
Lianne MAYHEW (117)	3	117	39	39	39	39	39	39	39	39	39	39
Ross MAGUIRE (22)	4	22	117	117	117	117	117	117	117	117	117	22
Rod WALKER (118)	5	118	118	22	22	22	22	22	22	22	22	117
Stuart HAMILTON (39)	6	39	22	118	118	118	118	118	118	118	118	118
Jimmy MUIR (12)	7	12	122	122	122	122	122	122	122	122	122	122
Logan TURNER (122)	8	122	33	55	55	55	33	55	55	55	55	55
Declan CONNELL (33)	9	33	55	33	33	33	55	33	33	33	33	33
Owen PATERSON (55)	10	55	12	12	12	12	12	12	12	12	12	12
Jordan HAY (27)	11	27	27	27	27	27	27	27	27	27	27	27
-	12											
-	13											
-	14											

Clerk of the Course :

Sig : Time :

Chief Timekeeper : Ian Sharp (SMART Timing)

Results available at [www.speedhive.com](http://www.speedhive.com) and [www.smart-timing.co.uk](http://www.smart-timing.co.uk)

Printed: 27/05/2018 16:16:24

Orbits

