

# Knockhill

28<sup>th</sup>/29<sup>th</sup> July 2018

## Knockhill Motor Sports Club Scottish Championship Bike Meeting

Reverse direction



**S.M.A.R.T.**

**Scottish Motorsports Automatic Race Timing**

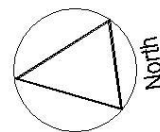
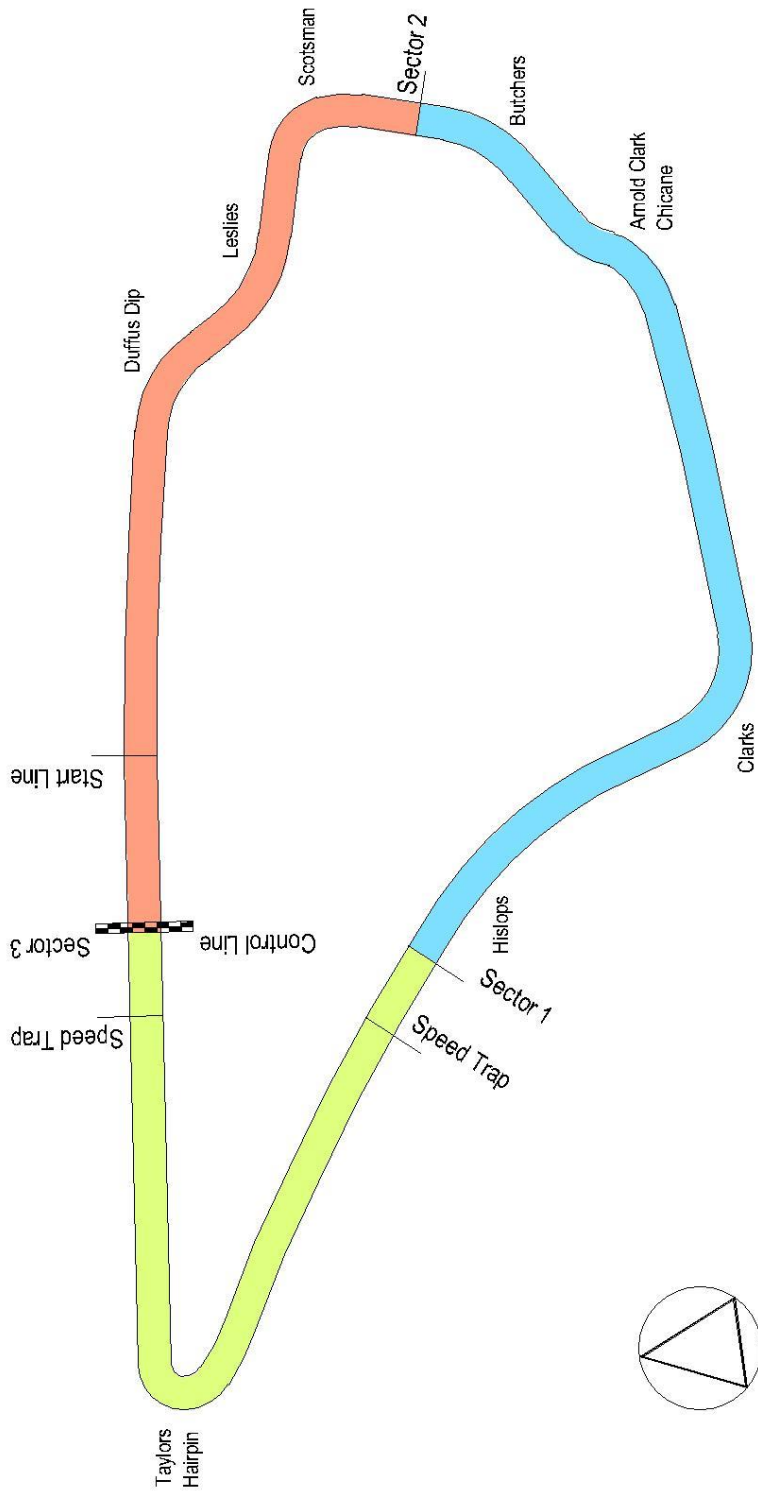

Ravenslea, Melrose Road, Galashiels, TD1 2AT

Telephone : 01896 – 752447

# Scottish Motorsports Automatic Race Timing

## Circuit layout

### Knockhill – Anti Clockwise



Length	
Sector 1	0.334 Mile
Sector 2	0.503 Mile
Sector 3	0.433 Mile

# Qualifying Results

**KMSC National Motorcycle Racing AC**

Sorted on best lap time

Scottish Championship Lightweights

Knockhill 1.267 miles

Warm Up

28/07/2018 09:15

Practice (10:00 Time) started at 9:06:30

Pos	No.	Name	Make/Model	CC	Class	Laps	Best Tm	In Lap	Diff	Avg. Speed
1	31	Torquil PATERSON	Suzuki	SV650	SL	6	1:00.408	6		58.778
2	21	Grant REID	Kawasaki	ER6	SL	6	1:02.076	5	1.668	66.625
3	85	Steven HORNE	Kawasaki	ER6	SL	7	1:02.421	7	2.013	67.046
4	88	Lewis NICOL	Suzuki	SV650	SL	7	1:02.990	7	2.582	64.015
5	155	Scott CAMPBELL	Kawasaki	ER6 650	SL	6	1:05.638	4	5.230	60.972
6	15	Finlay MILNE	Suzuki	SV650	SL	7	1:06.691	4	6.283	64.716
7	34	Kenneth THIRLWALL	Kawasaki	ER6	SL	6	1:07.074	6	6.666	61.575
8	7	Raymond DUGUID	Yamaha	TRX850	SL	6	1:07.504	5	7.096	60.879
9	22	Allan BROWN	Suzuki	SV650	SL	6	1:07.538	6	7.130	56.855
10	74	Christine WATSON	Kawasaki	ER6	SL	6	1:07.750	6	7.342	60.255
11	84	Paul MAGNAY	Suzuki	SV650	SL	6	1:07.915	6	7.507	60.172
12	55	Tom ROBINSON	Aprilia	RSV 450	SL	6	1:08.737	5	8.329	59.314
13	47	Joel BAVIDGE	Suzuki	Sv650	SL	6	1:09.190	5	8.782	56.670
14	12	Jimmy MUIR	Yamaha	FZR400	SL	5	1:09.841	5	9.433	60.519
15	66	Kevin WATRET	Kawasaki	ER6	SL	5	1:09.873	5	9.465	60.622
16	800	Gordon CLARK	Kawasaki	ER6 650	SL	5	1:10.345	4	9.937	60.409
17	33	Patrick POLLARD	Suzuki	SV650	SL	2	1:15.203	2	14.795	53.002

Clerk of the Course.

Orbits

Sig : Time :

Chief Timekeeper : Ian Sharp (SMART Timing)

Results available at [www.smart-timing.co.uk](http://www.smart-timing.co.uk) and [www.speedhive.com](http://www.speedhive.com)

Printed: 28/07/2018 09:18:18



## KMSC National Motorcycle Racing AC

### Scottish Championship Lightweights

### Knockhill 1.267 miles

#### Warm Up

28/07/2018 09:15

#### Practice (10:00 Time) started at 9:06:30

Lap	Time of Day	Lap Tm	S1	S2	S3	SFSpd	S1Spd
<b>(31) Torquil PATERSON</b>							
1	9:08:54.750	<b>1:19.133</b>	25.380	29.532	24.221	32.403	86.146
2	9:10:03.620	<b>1:08.870</b>	20.044	26.191	22.635	98.254	99.863
3	9:11:10.410	<b>1:06.790</b>	19.440	26.067	21.283	105.184	91.928
4	9:12:14.172	<b>1:03.762</b>	18.286	23.882	21.594	115.305	102.611
5	9:13:15.704	<b>1:01.532</b>	17.643	23.506	20.383	119.835	101.832
6	9:14:16.112	<b>1:00.408</b>	<b>17.443</b>	<b>22.992</b>	<b>19.973</b>	<b>120.480</b>	<b>103.561</b>

<b>(21) Grant REID</b>							
1	9:08:01.728	<b>1:14.949</b>	24.275	28.215	22.459	31.774	92.947
2	9:09:08.367	<b>1:06.639</b>	19.169	25.765	21.705	116.506	102.298
3	9:10:11.699	<b>1:03.332</b>	17.971	24.394	20.967	<b>125.670</b>	104.043
4	9:11:15.334	<b>1:03.635</b>	17.820	24.963	20.852	124.273	104.856
5	9:12:17.410	<b>1:02.076</b>	<b>17.449</b>	<b>23.878</b>	<b>20.749</b>	125.435	<b>105.020</b>
6	9:13:21.275	<b>1:03.865</b>	17.583	25.502	20.780	123.360	103.721

<b>(85) Steven HORNE</b>							
1	9:07:58.425	<b>1:14.488</b>	23.906	28.256	22.326	46.313	98.543
2	9:09:05.324	<b>1:06.899</b>	19.130	26.113	21.656	108.413	101.678
3	9:10:10.610	<b>1:05.286</b>	18.592	25.372	21.322	116.304	102.768
4	9:11:14.991	<b>1:04.381</b>	18.401	25.018	20.962	117.116	102.926
5	9:12:18.373	<b>1:03.382</b>	17.923	24.912	<b>20.547</b>	119.409	103.084
6	9:13:24.301	<b>1:05.928</b>	<b>17.773</b>	25.916	22.239	114.714	<b>105.184</b>
7	9:14:26.722	<b>1:02.421</b>	17.803	<b>23.765</b>	20.853	<b>120.480</b>	104.529

<b>(88) Lewis NICOL</b>							
1	9:08:02.987	<b>1:18.386</b>	25.095	30.062	23.229	42.581	97.399
2	9:09:15.230	<b>1:12.243</b>	20.501	28.414	23.328	99.419	101.678
3	9:10:27.537	<b>1:12.307</b>	20.523	28.710	23.074	100.310	99.863
4	9:11:37.551	<b>1:10.014</b>	20.494	27.559	21.961	96.558	97.257
5	9:12:43.192	<b>1:05.641</b>	19.473	25.388	20.980	110.739	102.454
6	9:13:46.280	<b>1:03.088</b>	18.173	24.195	<b>20.720</b>	<b>121.133</b>	102.611
7	9:14:49.270	<b>1:02.990</b>	<b>18.029</b>	<b>24.157</b>	20.804	117.733	<b>103.402</b>

<b>(155) Scott CAMPBELL</b>							
1	9:08:18.093	<b>1:19.587</b>	26.094	28.556	24.937	32.388	97.682
2	9:09:28.824	<b>1:10.731</b>	19.423	28.431	22.877	111.474	103.084
3	9:10:38.895	<b>1:10.071</b>	18.912	26.821	24.338	<b>118.775</b>	104.204
4	9:11:44.533	<b>1:05.638</b>	<b>18.384</b>	25.541	<b>21.713</b>	116.506	<b>105.848</b>
5	9:12:50.842	<b>1:06.309</b>	19.053	<b>25.351</b>	21.905	116.709	103.721
6	9:13:59.354	<b>1:08.512</b>	18.819	26.195	23.498	116.912	105.848

<b>(15) Finlay MILNE</b>							
1	9:08:00.166	<b>1:16.926</b>	24.664	29.501	22.761	42.935	89.358
2	9:09:09.469	<b>1:09.303</b>	19.930	27.222	22.151	114.910	91.055
3	9:10:16.394	<b>1:06.925</b>	19.104	25.936	21.885	118.775	93.465
4	9:11:23.085	<b>1:06.691</b>	<b>18.822</b>	26.162	<b>21.707</b>	<b>118.985</b>	93.595
5	9:12:30.031	<b>1:06.946</b>	18.880	26.061	22.005	118.147	<b>94.785</b>
6	9:13:36.979	<b>1:06.948</b>	18.842	25.914	22.192	118.565	90.809
7	9:14:43.869	<b>1:06.890</b>	18.918	<b>25.892</b>	22.080	117.940	93.988

<b>(34) Kenneth THIRLWALL</b>							
1	9:08:11.255	<b>1:19.622</b>	24.183	30.495	24.944	40.721	93.726
2	9:09:22.840	<b>1:11.585</b>	20.469	27.826	23.290	111.474	98.688
3	9:10:31.928	<b>1:09.088</b>	19.768	26.725	22.595	115.305	101.678
4	9:11:39.170	<b>1:07.242</b>	19.135	<b>26.153</b>	21.954	120.915	102.142
5	9:12:47.885	<b>1:08.715</b>	<b>18.883</b>	27.506	22.326	<b>123.815</b>	<b>103.084</b>
6	9:13:54.959	<b>1:07.074</b>	19.288	26.240	<b>21.546</b>	114.714	103.084

<b>(7) Raymond DUGUID</b>							
1	9:08:10.951	<b>1:23.308</b>	25.873	32.497	24.938	32.640	83.989
2	9:09:24.108	<b>1:13.157</b>	21.341	28.443	23.373	106.183	92.690
3	9:10:34.273	<b>1:10.165</b>	19.695	27.891	22.579	114.323	91.303
4	9:11:42.969	<b>1:08.696</b>	19.500	27.220	<b>21.976</b>	111.105	98.688
5	9:12:50.473	<b>1:07.504</b>	<b>18.829</b>	<b>26.587</b>	22.088	<b>118.985</b>	<b>99.272</b>
6	9:14:00.043	<b>1:09.570</b>	19.247	27.397	22.926	118.985	97.967

<b>(22) Allan BROWN</b>							
1	9:08:32.760	<b>1:26.556</b>	26.023	34.478	26.055	39.039	79.511
2	9:09:49.539	<b>1:16.779</b>	23.045	29.503	24.231	101.987	84.839
3	9:11:03.100	<b>1:13.561</b>	21.438	28.640	23.483	103.721	90.809
4	9:12:15.105	<b>1:12.005</b>	20.235	28.372	23.398	108.413	94.385
5	9:13:24.324	<b>1:09.219</b>	<b>19.409</b>	27.297	22.513	111.660	<b>98.688</b>

Lap	Time of Day	Lap Tm	S1	S2	S3	SFSpd	S1Spd
6	9:14:31.862	<b>1:07.538</b>	19.925	<b>25.877</b>	<b>21.736</b>	<b>115.305</b>	95.868

<b>(74) Christine WATSON</b>							
1	9:08:12.481	<b>1:23.247</b>	27.216	31.092	24.939	36.631	89.596
2	9:09:25.490	<b>1:13.009</b>	20.766	28.786	23.457	104.366	95.459
3	9:10:38.669	<b>1:13.179</b>	19.940	28.787	24.452	110.556	96.419
4	9:11:48.164	<b>1:09.495</b>	19.363	27.475	22.657	110.922	<b>102.768</b>
5	9:12:56.949	<b>1:08.785</b>	19.136	27.059	22.590	113.549	102.454
6	9:14:04.699	<b>1:07.750</b>	<b>18.888</b>	<b>26.551</b>	<b>22.311</b>	<b>114.910</b>	100.914

<b>(84) Paul MAGNAY</b>							
1	9:08:17.789	<b>1:22.733</b>	26.366	31.352	25.015	37.448	75.233
2	9:09:29.864	<b>1:12.075</b>	20.667	28.240	23.168	95.459	94.919
3	9:10:40.662	<b>1:10.798</b>	19.700	27.628	23.470	106.351	92.562
4	9:11:48.902	<b>1:08.240</b>	<b>19.196</b>	<b>26.224</b>	22.820	109.118	96.143
5	9:12:57.412	<b>1:08.510</b>	19.397	26.660	22.453	110.193	<b>97.399</b>
6	9:14:05.327	<b>1:07.915</b>	19.289	26.380	<b>22.246</b>	<b>111.474</b>	95.459

<b>(55) Tom ROBINSON</b>							
1	9:08:16.453	<b>1:21.908</b>	26.443	30.825	24.640	36.893	76.870
2	9:09:28.790	<b>1:12.337</b>	20.395	28.591	23.351	106.015	88.183
3	9:10:40.639	<b>1:11.849</b>	19.883	27.890	24.076	110.556	90.564
4	9:11:51.713	<b>1:11.074</b>	20.074	28.029	22.971	107.544	87.494
5	9:13:00.450	<b>1:08.737</b>	<b>19.273</b>	<b>27.075</b>	<b>22.389</b>	<b>111.846</b>	<b>91.427</b>
6	9:14:11.902	<b>1:11.452</b>	20.219	27.616	23.617	101.371	85.162

<b>(47) Joel BAVIDGE</b>							
1	9:08:32.015	<b>1:26.187</b>	25.704			38.000	74.316
2	9:09:49.221	<b>1:17.206</b>	22.152			107.030	87.722
3	9:11:02.737	<b>1:13.516</b>	20.774			111.846	90.686
4	9:12:14.799	<b>1:12.062</b>	20.183			116.304	93.335
5	9:13:23.989	<b>1:09.190</b>	<b>19.601</b>			115.703	95.595
6	9:14:33.432	<b>1:09.443</b>	19.930			<b>116.912</b>	<b>95.731</b>

<b>(12) Jimmy MUIR</b>							
1	9:08:05.080	<b>1:18.648</b>	25.925	29.699	23.024	30.911	77.402
2	9:09:16.603	<b>1:11.523</b>	21.064	27.988	<b>22.471</b>	96.558	<b>94.385</b>
3	9:10:27.342	<b>1:10.739</b>	20.316	27.838	22.585	110.922	93.076
4	9:11:37.510	<b>1:10.168</b>	<b>19.595</b>	27.835	22.738	109.832	94.385
5	9:12:47.351	<b>1:09.841</b>	19.600	<b>27.437</b>	22.804	<b>115.107</b>	91.928

<b>(66) Kevin WATRET</b>							
1	9:08:01.807	<b>1:21.454</b>	26.298	31.554	23.602	38.194	83.157
2	9:09:14.544	<b>1:12.737</b>	20.389	29.252	23.096	105.848	90.198
3	9:10:26.663	<b>1:12.119</b>	20.152	28.944	23.023	107.030	88.649
4	9:11:36.838	<b>1:10.175</b>	19.481	28.067	22.627	108.238	<b>97.399</b>
5	9:12:46.711	<b>1:09.873</b>	<b>19.456</b>	<b>27.964</b>	<b>22.453</b>	<b>110.193</b>	96.558

<b>(800) Gordon CLARK</b>							
1	9:08:04.053	<b>1:17.026</b>	24.747	28.929	23.350	32.592	88.416
2	9:09:15.497	<b>1:11.444</b>	20.374	28.375	22.695	101.371	90.442
3	9:10:26.746	<b>1:11.249</b>	19.680	28.952	22		



# Qualifying Results

**KMSC National Motorcycle Racing AC****Sorted on best lap time**

KMSC 125's and KMSC F400's

Knockhill 1.267 miles

Warm Up

28/07/2018 09:30

Practice (10:00 Time) started at 9:16:57

Pos	No.	Name	Make/Model	CC	Class	Laps	Best Tm	In Lap	Diff	Avg. Speed
1	58	James McLAREN			F400	7	1:04.354	7		67.290
2	55	Owen PATERSON	Aprilia	RS125	F125	7	1:05.527	7	1.173	62.620
3	22	Ross MAGUIRE	Aprilia	RS125	F125	7	1:06.221	7	1.867	62.691
4	117	Lianne MAYHEW	Kawasaki	ER6	F400	7	1:06.359	7	2.005	63.179
5	33	Declan CONNELL	Aprilia	RS125	F125	6	1:09.469	6	5.115	55.002
6	99	Marc GIBSON	Kawasaki	ZXR400	F400	4	1:10.971	3	6.617	58.469
7	84	Samual LAIDLOW	Aprilia	RS125	F125	6	1:11.906	6	7.552	58.481
8	118	Rod WALKER	Kawasaki	ZXR400	F400	6	1:11.969	6	7.615	60.277
9	122	Logan TURNER	Aprilia	RS125	F125	6	1:12.065	6	7.711	57.192
10	69	Mark BOWRAN	Kawasaki	ZXR400	F400	3	1:13.069	2	8.715	57.591
11	590	Ian AITKEN	Suzuki	GSXR 400	F400	4	1:19.431	4	15.077	37.753
12	27	Jordan HAY	Aprilia	RS125	F125	4	1:24.312	4	19.958	37.482
13	19	Fletcher McINALLY	Aprilia	RS125	F125	1	1:31.308	1	26.954	10.890

Clerk of the Course.

Orbits

Sig : Time :

Chief Timekeeper : Ian Sharp (SMART Timing)

Results available at [www.smart-timing.co.uk](http://www.smart-timing.co.uk) and [www.speedhive.com](http://www.speedhive.com)

Printed: 28/07/2018 09:31:48



## KMSC National Motorcycle Racing AC

KMSC 125's and KMSC F400's

Knockhill 1.267 miles

Warm Up

28/07/2018 09:30

Practice (10:00 Time) started at 9:16:57

Lap	Time of Day	Lap Tm	S1	S2	S3	SFSpd	S1Spd	Lap	Time of Day	Lap Tm	S1	S2	S3	SFSpd	S1Spd
<b>(58) James McLAREN</b>															
1	9:18:19.264	<b>1:11.993</b>	23.046	26.358	22.589	50.571	91.802	1	9:18:28.966	<b>1:24.260</b>	26.544	30.482	27.234	45.099	80.658
2	9:19:25.206	<b>1:05.942</b>	18.241	25.429	22.272	114.129	93.857	2	9:19:42.035	<b>1:13.069</b>	20.831	27.961	<b>24.277</b>	96.419	<b>84.625</b>
3	9:20:29.939	<b>1:04.733</b>	<b>18.081</b>	24.944	21.708	114.910	94.518	3	9:20:55.151	<b>1:13.116</b>	<b>20.791</b>	27.941	24.384	<b>101.832</b>	82.849
4	9:21:34.927	<b>1:04.988</b>	18.234	25.101	21.653	116.103	94.252	<b>(59) Ian AITKEN</b>							
5	9:22:40.841	<b>1:05.914</b>	18.198	<b>24.586</b>	23.130	115.504	95.868	1	9:20:54.452	<b>1:33.348</b>	26.820	36.829	29.699	39.921	70.938
6	9:23:47.682	<b>1:06.841</b>	18.354	27.001	21.486	114.910	95.188	2	9:22:20.945	<b>1:26.493</b>	23.568	32.491	30.434	<b>94.518</b>	73.102
7	9:24:52.036	<b>1:04.354</b>	18.198	25.022	<b>21.134</b>	<b>117.321</b>	<b>96.419</b>	3	9:23:41.382	<b>1:20.437</b>	22.735	31.055	26.647	88.767	76.782
<b>(55) Owen PATERSON</b>															
1	9:18:37.592	<b>1:23.531</b>	28.064	30.909	24.558	38.813	73.907	4	9:25:00.813	<b>1:19.431</b>	<b>22.143</b>	<b>30.701</b>	<b>26.587</b>	94.518	<b>77.941</b>
2	9:19:49.463	<b>1:11.871</b>	20.423	27.543	23.905	98.398	<b>82.139</b>	<b>(27) Jordan HAY</b>							
3	9:20:57.928	<b>1:08.465</b>	20.002	25.965	22.498	98.398	81.938	1	9:18:46.635	<b>1:33.622</b>	28.411	35.763	29.448	39.107	71.391
4	9:22:07.284	<b>1:09.356</b>	20.099	26.387	22.870	<b>100.310</b>	81.244	2	9:20:14.591	<b>1:27.956</b>	25.239	33.800	28.917	87.952	73.664
5	9:23:15.496	<b>1:08.212</b>	19.835	25.972	22.405	99.125	81.048	3	9:23:39.989	<b>3:25.398</b>	<b>24.780</b>	32.525	2:28.093	<b>89.596</b>	74.564
6	9:24:21.889	<b>1:06.393</b>	19.139	25.408	21.846	99.125	81.343	4	9:25:04.301	<b>1:24.312</b>	27.673	<b>30.938</b>	<b>25.701</b>	24.297	<b>76.172</b>
7	9:25:27.416	<b>1:05.527</b>	<b>18.790</b>	<b>24.963</b>	<b>21.774</b>	99.863	82.039	<b>(19) Fletcher McINALLY</b>							
<b>(22) Ross MAGUIRE</b>															
1	9:18:29.638	<b>1:20.122</b>	24.654	28.449	27.019	38.108	80.368	1	9:23:56.388	<b>1:31.308</b>					
2	9:19:42.866	<b>1:13.228</b>	20.834	27.670	24.724	96.419	81.146								
3	9:20:54.689	<b>1:11.823</b>	20.234	26.926	24.663	96.836	<b>82.442</b>								
4	9:22:05.046	<b>1:10.357</b>	20.449	26.338	23.570	93.857	80.950								
5	9:23:12.988	<b>1:07.942</b>	19.736	25.519	22.687	96.976	81.146								
6	9:24:20.617	<b>1:07.629</b>	19.509	25.479	22.641	<b>97.399</b>	80.368								
7	9:25:26.838	<b>1:06.221</b>	<b>19.424</b>	<b>24.614</b>	<b>22.183</b>	97.117	80.368								
<b>(117) Lianne MAYHEW</b>															
1	9:18:29.839	<b>1:19.858</b>	26.069	29.624	24.165	38.457	87.494								
2	9:19:41.928	<b>1:12.089</b>	20.658	27.488	23.943	102.611	86.702								
3	9:20:53.375	<b>1:11.447</b>	19.036	25.958	26.453	<b>112.220</b>	92.818								
4	9:22:01.764	<b>1:08.389</b>	19.177	25.758	23.454	107.717	93.595								
5	9:23:09.767	<b>1:08.003</b>	19.229	26.250	22.524	112.220	92.818								
6	9:24:16.546	<b>1:06.779</b>	18.944	<b>25.494</b>	22.341	111.474	92.435								
7	9:25:22.905	<b>1:06.359</b>	<b>18.610</b>	25.578	<b>22.171</b>	111.660	<b>94.518</b>								
<b>(33) Declan CONNELL</b>															
1	9:18:28.165	<b>1:21.342</b>	25.713				42.500	79.323							
2	9:19:41.751	<b>1:13.586</b>	21.199				98.979	81.739							
3	9:20:55.163	<b>1:13.412</b>	20.821				<b>100.611</b>	<b>82.951</b>							
4	9:22:51.991	<b>1:56.828</b>	21.673				96.976	81.146							
5	9:24:05.645	<b>1:13.654</b>	23.661				38.746	79.890							
6	9:25:15.114	<b>1:09.469</b>	<b>19.907</b>				100.161	81.938							
<b>(99) Marc GIBSON</b>															
1	9:18:31.848	<b>1:22.985</b>	27.622	30.832	24.531	39.826	79.890								
2	9:19:44.635	<b>1:12.787</b>	21.480	27.765	23.542	110.922	<b>92.947</b>								
3	9:20:55.606	<b>1:10.971</b>	<b>20.567</b>	<b>27.159</b>	<b>23.245</b>	<b>111.474</b>	92.562								
4	9:22:09.591	<b>1:13.985</b>	22.674	27.682	23.629	108.238	78.857								
<b>(84) Samuel LAIDLAW</b>															
1	9:18:34.067	<b>1:23.530</b>	26.396	32.045	25.089	39.898	77.941								
2	9:19:50.312	<b>1:16.245</b>	21.711	29.500	25.034	96.143	78.950								
3	9:21:03.438	<b>1:13.126</b>	<b>20.541</b>	28.649	23.936	<b>96.419</b>	<b>79.700</b>								
4	9:22:20.713	<b>1:17.275</b>	21.245	28.784	27.246	96.281	78.305								
5	9:23:33.606	<b>1:12.893</b>	21.060	27.851	23.982	91.427	77.671								
6	9:24:45.512	<b>1:11.906</b>	20.955	<b>27.295</b>	<b>23.656</b>	95.323	77.135								
<b>(118) Rod WALKER</b>															
1	9:18:27.154	<b>1:23.104</b>	26.643	30.561	25.900	40.795	84.200								
2	9:19:39.590	<b>1:12.436</b>	20.373	28.038	24.025	107.544	92.308								
3	9:20:53.454	<b>1:13.864</b>	<b>19.691</b>	<b>27.355</b>	26.818	109.118	<b>92.947</b>								
4	9:22:05.697	<b>1:12.243</b>	20.295	27.437	24.511	<b>110.012</b>	92.308								
5	9:23:19.601	<b>1:13.904</b>	21.296	28.291	24.317	104.529	87.952								
6	9:24:31.570	<b>1:11.969</b>	19.971	28.267	<b>23.731</b>	107.201	92.308								
<b>(122) Logan TURNER</b>															
1	9:18:45.943	<b>1:23.893</b>	26.283				35.906								
2	9:20:03.073	<b>1:17.130</b>	21.932				94.385	78.857							
3	9:21:17.771	<b>1:14.698</b>	21.488				92.308	<b>79.230</b>							
4	9:22:31.490	<b>1:13.719</b>	20.888				96.419	79.136							
5	9:23:43.992	<b>1:12.502</b>	20.874				94.785	79.136							
6	9:24:56.057	<b>1:12.065</b>	<b>20.775</b>				<b>96.558</b>	78.765							

Clerk of the Course.

Sig : Time :

Chief Timekeeper : Ian Sharp (SMART Timing)

 Results available at [www.smart-timing.co.uk](http://www.smart-timing.co.uk) and [www.speedhive.com](http://www.speedhive.com)

Printed: 28/07/2018 09:32:14

Orbits





# Qualifying Results

**KMSC National Motorcycle Racing AC**
**Sorted on best lap time**
**National CB500's**
**Knockhill 1.267 miles**
**Warm Up**
**28/07/2018 09:45**
**Practice (10:00 Time) started at 9:29:37**

Pos	No.	Name	Make/Model	CC	Class	Laps	Best Tm	In Lap	Diff	Avg. Speed
1	13	Andrew BARTON	Honda	CB500	CB	7	1:05.719	7		63.253
2	144	Keith SHEPHERD	Honda	CB500	CB	6	1:06.761	5	1.042	63.437
3	87	Jodie CHALK	Honda	CB500	CB	3	1:08.232	3	2.513	59.593
4	111	Jimmy SHANKS	Honda	CB500	CB	6	1:09.406	6	3.687	61.285
5	23	Ross McCLEARY	Honda	CB500	CB	4	1:10.148	3	4.429	57.331
6	26	Raymond REID	Honda	CB500	CB	4	1:10.949	4	5.230	59.536
7	91	Brian ALEXANDER	Honda	CB500	CB	6	1:11.254	5	5.535	58.057
8	7	Colvin DENHOLM	Honda	CB500	CB	4	1:11.669	4	5.950	56.188
9	73	Fraser CAMERON	Honda	CB500	CB	6	1:11.793	4	6.074	57.653
10	666	David MAGRATH	Honda	CB500	CB	6	1:12.418	5	6.699	55.937
11	50	Shane GODDEN	Honda	CB500	CB	6	1:12.464	5	6.745	57.743
12	222	Colin READ	Honda	CB500	CB	5	1:12.569	5	6.850	56.793
13	55	Allan McCLEARY	Honda	CB500	CB	6	1:12.708	5	6.989	58.758
14	57	Chris MANGHAN	Honda	CB500	CB	6	1:13.133	6	7.414	55.636
15	333	Peter DOLAN	Honda	CB500	CB	6	1:13.186	5	7.467	56.019
16	47	Steve KAIN	Honda	CB500	CB	2	1:15.459	2	9.740	52.719
17	114	Martin CURRAH	Honda	CB500	CB	3	1:15.796	3	10.077	52.573
18	48	Allan BROOKBANKS	Honda	CB500	CB	2	1:17.037	2	11.318	50.508
19	39	Scott YOUNG	Honda	CB500	CB	5	1:22.594	5	16.875	48.305
20	96	Andrew KIRKWOOD	Honda	CB500	CB			0		-

Clerk of the Course.

Orbits

Sig : Time :

Chief Timekeeper : Ian Sharp (SMART Timing)

 Results available at [www.smart-timing.co.uk](http://www.smart-timing.co.uk) and [www.speedhive.com](http://www.speedhive.com)

Printed: 28/07/2018 09:53:09



## KMSC National Motorcycle Racing AC

National CB500's

Knockhill 1.267 miles

Warm Up

28/07/2018 09:45

Practice (10:00 Time) started at 9:29:37

Lap	Time of Day	Lap Tm	S1	S2	S3	SFSpd	S1Spd
<b>(13) Andrew BARTON</b>							
1	9:31:14.189	<b>1:18.556</b>	25.298	29.424	23.834	37.914	79.511
2	9:32:25.736	<b>1:11.547</b>	21.173	27.677	22.697	102.768	84.946
3	9:33:33.911	<b>1:08.175</b>	19.168	27.073	21.934	107.201	87.153
4	9:34:43.862	<b>1:09.951</b>	20.182	27.292	22.477	105.681	86.927
5	9:35:50.405	<b>1:06.543</b>	<b>18.946</b>	25.783	21.814	<b>108.764</b>	86.590
6	9:36:56.546	<b>1:06.141</b>	19.126	25.523	<b>21.492</b>	107.544	86.479
7	9:38:02.265	<b>1:05.719</b>	19.076	<b>25.128</b>	21.515	108.413	<b>87.380</b>

<b>(144) Keith SHEPHERD</b>							
1	9:31:08.434	<b>1:16.811</b>	23.735	28.798	24.278	39.685	85.706
2	9:32:18.665	<b>1:10.231</b>	19.789	26.932	23.510	106.351	87.952
3	9:33:26.952	<b>1:08.287</b>	19.108	26.234	22.945	106.183	87.952
4	9:34:35.178	<b>1:08.226</b>	18.926	26.731	22.569	108.064	<b>89.002</b>
5	9:35:41.939	<b>1:06.761</b>	<b>18.628</b>	25.797	<b>22.336</b>	<b>108.413</b>	88.884
6	9:36:48.906	<b>1:06.967</b>	18.789	25.654	22.524	108.413	87.380

<b>(87) Jodie CHALK</b>							
1	9:31:08.688	<b>1:16.746</b>	23.970	28.608	24.168	42.074	86.479
2	9:32:18.886	<b>1:10.198</b>	20.483	26.929	22.786	102.926	88.532
3	9:33:27.118	<b>1:08.232</b>	<b>19.286</b>	<b>26.380</b>	<b>22.566</b>	106.351	<b>90.077</b>

<b>(111) Jimmy SHANKS</b>							
1	9:31:08.032	<b>1:17.037</b>	23.756	28.594	24.687	40.994	83.571
2	9:32:20.899	<b>1:12.867</b>	21.420	28.045	23.402	101.066	83.157
3	9:33:33.444	<b>1:12.545</b>	21.093	27.940	23.512	<b>102.454</b>	81.441
4	9:34:44.034	<b>1:10.590</b>	20.370	27.155	23.065	97.540	<b>86.927</b>
5	9:35:54.647	<b>1:10.613</b>	20.439	27.000	23.174	99.714	86.814
6	9:37:04.053	<b>1:09.406</b>	<b>20.158</b>	<b>26.457</b>	<b>22.791</b>	102.454	85.270

<b>(23) Ross McCLEARY</b>							
1	9:31:21.459	<b>1:22.860</b>	25.581	31.334	25.945	41.812	76.432
2	9:32:35.439	<b>1:13.980</b>	20.989	29.866	23.125	105.020	83.571
3	9:33:45.587	<b>1:10.148</b>	<b>20.316</b>	<b>27.042</b>	<b>22.790</b>	104.692	85.706
4	9:34:55.736	<b>1:10.149</b>	<b>19.767</b>	27.564	22.818	103.242	<b>86.368</b>

<b>(26) Raymond REID</b>							
1	9:31:09.252	<b>1:16.850</b>	24.154	28.657	24.039	42.259	85.596
2	9:32:21.816	<b>1:12.564</b>	20.654	28.117	23.793	<b>104.529</b>	79.985
3	9:33:33.001	<b>1:11.185</b>	20.179	27.376	23.630	102.768	<b>87.608</b>
4	9:34:43.950	<b>1:10.949</b>	<b>19.956</b>	27.476	<b>23.517</b>	104.043	85.706

<b>(91) Brian ALEXANDER</b>							
1	9:31:19.984	<b>1:24.863</b>	26.438	32.161	26.264	41.424	71.013
2	9:32:37.574	<b>1:17.590</b>	21.645	30.589	25.356	100.914	74.316
3	9:33:51.934	<b>1:14.360</b>	21.137	29.143	24.080	100.460	79.795
4	9:35:04.025	<b>1:12.091</b>	19.935	28.691	23.465	103.084	83.363
5	9:36:15.279	<b>1:11.254</b>	<b>19.432</b>	<b>28.445</b>	<b>23.377</b>	103.721	84.095
6	9:37:28.880	<b>1:13.601</b>	19.944	28.984	24.673	<b>104.043</b>	<b>84.412</b>

<b>(7) Colvin DENHOLM</b>							
1	9:31:21.644	<b>1:22.168</b>	25.843	30.815	25.510	40.064	79.230
2	9:32:38.326	<b>1:16.682</b>	21.463	30.597	24.622	103.242	<b>84.518</b>
3	9:33:50.541	<b>1:12.215</b>	20.676	28.071	23.468	104.204	81.938
4	9:35:02.210	<b>1:11.669</b>	<b>20.423</b>	<b>27.792</b>	<b>23.454</b>	104.856	83.571

<b>(73) Fraser CAMERON</b>							
1	9:31:23.208	<b>1:23.166</b>	27.036			41.450	74.070
2	9:32:39.951	<b>1:16.743</b>	21.452			94.518	<b>78.765</b>
3	9:33:55.305	<b>1:15.354</b>	21.001	28.789	25.564	93.726	78.672
4	9:35:07.098	<b>1:11.793</b>	20.858			93.335	75.148
5	9:36:19.803	<b>1:12.705</b>	20.313	<b>27.953</b>	<b>24.439</b>	<b>97.117</b>	78.672
6	9:37:32.180	<b>1:12.377</b>	<b>20.197</b>			96.836	77.761

<b>(666) David MAGRATH</b>							
1	9:31:33.532	<b>1:29.259</b>	29.932	32.981	26.346	34.344	75.657
2	9:32:51.072	<b>1:17.540</b>	22.057	30.147	25.336	96.836	80.561
3	9:34:06.723	<b>1:15.651</b>	21.910	29.360	24.381	97.399	79.417
4	9:35:21.842	<b>1:15.119</b>	21.574	28.826	24.719	98.398	79.606
5	9:36:34.260	<b>1:12.418</b>	20.582	<b>27.830</b>	<b>24.006</b>	100.310	82.645
6	9:37:46.747	<b>1:12.487</b>	<b>20.256</b>	28.188	24.043	<b>100.762</b>	<b>82.747</b>

<b>(50) Shane GODDEN</b>							
--------------------------	--	--	--	--	--	--	--

Lap	Time of Day	Lap Tm	S1	S2	S3	SFSpd	S1Spd
1	9:31:20.702	<b>1:23.984</b>	25.384	32.114	26.486	40.016	70.789
2	9:32:38.081	<b>1:17.379</b>	21.416	30.790	25.173	100.460	79.890
3	9:33:52.866	<b>1:14.785</b>	21.125	29.086	24.574	102.926	82.139
4	9:35:06.267	<b>1:13.401</b>	<b>20.324</b>	28.536	24.541	102.768	<b>84.518</b>
5	9:36:18.731	<b>1:12.464</b>	20.357	<b>28.175</b>	<b>23.932</b>	102.768	84.412
6	9:37:31.447	<b>1:12.716</b>	20.330	28.220	24.166	<b>103.561</b>	83.675

<b>(222) Colin READ</b>							
1	9:31:21.168	<b>1:23.886</b>	25.342	31.912	26.632	38.948	72.159
2	9:32:38.836	<b>1:17.668</b>	22.330	30.520	24.818	93.335	81.839
3	9:33:53.112	<b>1:14.276</b>	20.873	28.858	24.545	100.611	83.054
4	9:35:06.489	<b>1:13.377</b>	<b>20.249</b>	28.596	24.532	100.460	83.989
5	9:36:19.058	<b>1:12.569</b>	20.309	<b>28.278</b>	<b>23.982</b>	101.218	83.885

<b>(55) Allan McCLEARY</b>							
1	9:31:13.603	<b>1:20.479</b>	24.413	30.335	25.731	42.662	80.950
2	9:32:28.632	<b>1:15.029</b>	21.625	29.108	24.296	98.543	80.658
3	9:33:43.039	<b>1:14.407</b>	21.058	28.998	24.351	100.310	81.540
4	9:34:56.842	<b>1:13.803</b>	21.075	28.589	24.139	100.914	80.081
5	9:36:09.550	<b>1:12.708</b>	<b>20.468</b>	<b>28.021</b>	<b>24.219</b>	<b>102.142</b>	<b>83.363</b>
6	9:37:23.254	<b>1:13.704</b>	21.222	28.544	<b>23.938</b>	100.762	74.647

<b>(57) Chris MANGHAN</b>							
1	9:31:30.941	<b>1:28.078</b>	28.141	32.604	27.333	32.656	74.813
2	9:32:49.481	<b>1:18.540</b>	22.799			88.299	77.402
3	9:34:05.853	<b>1:16.372</b>	21.533	29.180	25.659	97.682	81.639
4	9:35:21.928	<b>1:16.075</b>	21.314	29.425	25.336	96.143	80.368
5	9:36:36.257	<b>1:14.329</b>	21.262	28.761	24.306	90.564	80.853
6	9:37:49.390	<b>1:13.133</b>	<b>20.623</b>	<b>28.351</b>	<b>24.159</b>	<b>100.914</b>	<b>84.946</b>

<b>(333) Peter DOLAN</b>							
1	9:31:32.040	<b>1:28.673</b>	30.206	32.447	26.020	33.773	73.502
2	9:32:50.213	<b>1:18.173</b>	22.634	30.071	25.468	97.682	79.700
3	9:34:05.321	<b>1:15.108</b>	21.758	29.005	24.345	100.161	77.851
4	9:35:19.091	<b>1:13.770</b>	21.002	28.617	24.151	<b>102.454</b>	<b>82.951</b>
5	9:36:32.277	<b>1:13.186</b>	<b>20.824</b>	<b>28.330</b>	<b>24.032</b>	101.678	81.343
6	9:37:46.027	<b>1:13.750</b>	20.939	28.528	24.283	101.678	80.272

<b>(47) Steve KAIN</b>							
1	9:31:15.082	<b>1:20.798</b>	25.506			40.281	74.730
2	9:32:30.541	<b>1:15.459</b>	21.779	<b>28.433</b>	<b>25.247</b>	93.076	<b>79.043</b>

<b>(114) Martin CURRAH</b>							
1	9:31:25.210	<b>1:24.899</b>	27.116	32.598	25.185	38.064	65.090
2	9:32:41.981	<b>1:16.771</b>	21.268	30.634	24.869	101.066	85.925
3	9:33:57.777	<b>1:15.796</b>	21.375	30.302	<b>24.119</b>	104.204	<b>86.035</b>

<b>(48) Allan BROOKBANKS</b>							
1	9:31:21.078	<b>1:23.112</b>	25.955	31.335	25.822	37.199	73.102
2	9:32:38.115	<b>1:17.037</b>	<b>21.357</b>	31.038	<b>24.642</b>	96.558	78.305

<b>(39) Scott YOUNG</b>							
1	9:31:47.126	<b>1:44.849</b>	33.959	40.487	30.403	33.705	52.346
2	9:33:17.326	<b>1:30.200</b>	27.001	36.174	27.025	76.958	58.558
3	9:34:42.901	<b>1:25.575</b>	25.019	33.644	26.912	84.306	64.218
4	9:36:07.021	<b>1:24.120</b>	24.913	<b>32.777</b>	26.430	84.732	67.649
5	9:37:29.615	<b>1:22.594</b>	<b>23.519</b>				



# Qualifying Results

**KMSC National Motorcycle Racing AC**

**Sorted on best lap time**

Scottish Championship Formula 600

Knockhill 1.267 miles

Warm Up

28/07/2018 10:00

Practice (10:00 Time) started at 9:39:28

Pos	No.	Name	Make/Model	CC	Class	Laps	Best Tm	In Lap	Diff	Avg. Speed
1	12	William MONIE	Suzuki	GSXR600	S6	4	<b>56.680</b>	4		75.267
2	69	Rory SKINNER	Kawasaki	ZX6R	S6	3	<b>56.990</b>	3	0.310	76.734
3	64	Sam MUNRO	Kawasaki	ZX6R 600	S6	4	<b>57.367</b>	4	0.687	75.310
4	55	James McLAREN	Suzuki	GSXR600	S6	5	<b>59.667</b>	4	2.987	51.986
5	2	Lewis PATERSON	Yamaha	R6 600	S6	5	<b>1:00.564</b>	4	3.884	52.471
6	85	Steve HORNE	Triumph	Daytona 675	S6	3	<b>1:00.903</b>	3	4.223	66.921
7	11	Patrick FORMAN	Kawasaki	ZX6R 600	S6	2	<b>1:01.186</b>	2	4.506	64.259
8	8	Jon DICKIE	Yamaha	R6 600	S6	2	<b>1:01.428</b>	2	4.748	65.285
9	82	Scott SMITH	Suzuki	GSXR600	S6	4	<b>1:03.495</b>	3	6.815	43.911
10	6	James WILKEN	Yamaha	R6 600	S6	3	<b>1:03.538</b>	3	6.858	62.873
11	26	Alan McGREGOR	Kawasaki	ZX6	S6	3	<b>1:03.699</b>	2	7.019	63.247
12	28	Paul BOWERBANK	Yamaha	R6 600	S6	2	<b>1:04.354</b>	2	7.674	61.807
13	27	Andrew DONALD	Kawasaki	ZX6R 600	S6	4	<b>1:04.601</b>	3	7.921	38.767
14	103	Richard DUNCAN	BMW	S1000RR	S6	4	<b>1:05.283</b>	3	8.603	38.794
15	22	Chris SPELLMAN	Yamaha	R6 600	S6	4	<b>1:05.616</b>	3	8.936	43.097
16	87	Steven ALLISON	Kawasaki	ZX6R 600	S6	2	<b>1:05.709</b>	2	9.029	60.330
17	25	Jim PURVIS	Yamaha	R6 600	S6	4	<b>1:06.049</b>	3	9.369	38.717
18	58	Barry STEWART	Kawasaki	ZX6R 600	S6	4	<b>1:06.516</b>	3	9.836	38.792
19	76	Steven BEATTIE	Triumph	Daytona 675R	S6	4	<b>1:06.554</b>	3	9.874	43.940
20	48	Mark FARRELL	Yamaha	R6 600	S6	2	<b>1:07.475</b>	2	10.795	58.628
21	92	Christopher SCOTT	Yamaha	R6 600	S6	4	<b>1:07.521</b>	3	10.841	42.933
22	52	John HODGE	Kawasaki	ZX6R	S6	3	<b>1:09.401</b>	2	12.721	57.660
23	45	Adam SIMPSON	Yamaha	R6	S6	2	<b>1:10.739</b>	2	14.059	55.354
24	278	Paul MARSHALL	Kawasaki	ER6	S6			0		-

Clerk of the Course.

Orbits

Sig : Time :  
 Chief Timekeeper : Ian Sharp (SMART Timing)  
 Results available at [www.smart-timing.co.uk](http://www.smart-timing.co.uk) and [www.speedhive.com](http://www.speedhive.com)



## KMSC National Motorcycle Racing AC

### Scottish Championship Formula 600

### Knockhill 1.267 miles

#### Warm Up

28/07/2018 10:00

#### Practice (10:00 Time) started at 9:39:28

Lap	Time of Day	Lap Tm	S1	S2	S3	SFSpd	S1Spd
<b>(12) William MONIE</b>							
1	9:40:36.563	<b>1:03.964</b>	18.676	25.294	19.994	55.599	111.660
2	9:41:36.712	<b>1:00.149</b>	16.912	24.047	19.190	130.053	115.107
3	9:42:33.983	<b>57.271</b>	16.243	22.445	18.583	140.099	118.147
4	9:43:30.663	<b>56.680</b>	<b>16.138</b>	<b>21.995</b>	<b>18.547</b>	<b>140.687</b>	<b>118.565</b>
<b>(69) Rory SKINNER</b>							
1	9:40:32.017	<b>1:00.744</b>	17.767	23.386	19.591	61.285	115.703
2	9:41:29.600	<b>57.583</b>	15.652	22.783	19.148	142.177	116.912
3	9:42:26.590	<b>56.990</b>	<b>15.510</b>	22.479	<b>19.001</b>	<b>142.479</b>	<b>117.526</b>
<b>(64) Sam MUNRO</b>							
1	9:40:35.198	<b>1:03.420</b>	18.776	24.644	20.000	56.488	109.474
2	9:41:35.017	<b>59.819</b>	16.930	23.346	19.543	128.068	115.903
3	9:42:33.159	<b>58.142</b>	16.661	22.540	18.941	129.551	<b>116.709</b>
4	9:43:30.526	<b>57.367</b>	<b>16.365</b>	<b>22.200</b>	<b>18.802</b>	<b>132.362</b>	115.504
<b>(55) James McLAREN</b>							
1	9:40:49.994	<b>1:10.939</b>	21.293	27.908	21.738	44.208	112.033
2	9:41:50.924	<b>1:00.930</b>	16.950	24.010	19.970	129.802	112.976
3	9:42:51.267	<b>1:00.343</b>	16.738	23.310	20.295	135.025	113.742
4	9:43:50.934	<b>59.667</b>	<b>16.612</b>	<b>23.251</b>	<b>19.804</b>	136.398	<b>115.107</b>
5	9:46:46.956	<b>2:56.022</b>				137.516	
<b>(2) Lewis PATERSON</b>							
1	9:40:41.863	<b>1:08.797</b>	20.859	26.212	21.726	51.306	106.351
2	9:41:44.909	<b>1:03.046</b>	18.116	24.244	20.686	120.915	111.846
3	9:42:45.679	<b>1:00.770</b>	17.200	23.475	<b>20.095</b>	130.814	115.504
4	9:43:46.243	<b>1:00.564</b>	<b>16.821</b>	<b>23.137</b>	20.606	133.947	<b>116.103</b>
5	9:46:42.899	<b>2:56.656</b>				<b>135.298</b>	
<b>(85) Steve HORNE</b>							
1	9:40:49.680	<b>1:12.726</b>	22.438	28.535	21.753	44.531	94.120
2	9:41:51.834	<b>1:02.154</b>	17.512	24.515	<b>20.127</b>	126.142	112.597
3	9:42:52.737	<b>1:00.903</b>	<b>17.008</b>	<b>23.599</b>	20.296	<b>130.814</b>	<b>114.129</b>
<b>(11) Patrick FORMAN</b>							
1	9:40:49.042	<b>1:12.529</b>	22.416	28.580	21.533	43.633	105.020
2	9:41:50.228	<b>1:01.186</b>	17.631	23.774	<b>19.781</b>	120.697	108.238
<b>(8) Jon DICKIE</b>							
1	9:40:46.568	<b>1:10.332</b>	22.288	27.121	20.923	40.112	97.682
2	9:41:47.996	<b>1:01.428</b>	17.144	<b>24.253</b>	<b>20.031</b>	<b>129.802</b>	108.941
<b>(82) Scott SMITH</b>							
1	9:41:00.760	<b>1:17.462</b>	24.872	30.163	22.427	37.035	95.188
2	9:42:06.039	<b>1:05.279</b>	18.644	25.846	20.789	119.621	100.762
3	9:43:09.534	<b>1:03.495</b>	17.959	<b>24.907</b>	<b>20.629</b>	121.572	105.349
4	9:46:23.753	<b>3:14.219</b>	<b>17.720</b>	26.473	2:30.026	<b>123.133</b>	<b>107.372</b>
<b>(6) James WILKEN</b>							
1	9:40:55.757	<b>1:15.534</b>	24.294	29.102	22.138	39.993	89.836
2	9:42:02.362	<b>1:06.605</b>	18.777	27.106	20.722	110.739	104.204
3	9:43:05.900	<b>1:03.538</b>	17.915	<b>25.679</b>	<b>19.944</b>	117.940	<b>106.689</b>
<b>(26) Alan McGREGOR</b>							
1	9:40:56.398	<b>1:13.579</b>	23.126	28.695	21.758	39.638	100.460
2	9:42:00.097	<b>1:03.699</b>	17.657	<b>25.118</b>	20.924	122.459	105.020
3	9:43:04.615	<b>1:04.518</b>	18.130	25.480	<b>20.908</b>	116.709	<b>109.653</b>
<b>(28) Paul BOWERBANK</b>							
1	9:40:51.505	<b>1:12.945</b>	22.566	28.170	22.209	47.326	110.556
2	9:41:55.859	<b>1:04.354</b>	<b>18.025</b>	<b>25.102</b>	<b>21.227</b>	122.014	<b>112.033</b>
<b>(27) Andrew DONALD</b>							
1	9:40:52.602	<b>1:13.014</b>	23.454	27.701	21.859	39.921	103.242
2	9:41:59.697	<b>1:07.095</b>	19.097	27.082	<b>20.916</b>	<b>115.703</b>	106.015
3	9:43:04.298	<b>1:04.601</b>	<b>18.248</b>	<b>25.310</b>	21.043	111.474	<b>112.597</b>
4	9:47:18.887	<b>4:14.589</b>	19.006	25.401	3:30.182	109.653	106.859
<b>(103) Richard DUNCAN</b>							
1	9:40:52.274	<b>1:16.565</b>	23.259	30.322	22.984	42.744	83.780
2	9:41:58.322	<b>1:06.048</b>	19.091	26.314	<b>20.643</b>	102.926	97.824

Lap	Time of Day	Lap Tm	S1	S2	S3	SFSpd	S1Spd
3	9:43:03.605	<b>1:05.283</b>	17.837	26.155	21.291	111.105	<b>105.184</b>
4	9:47:18.560	<b>4:14.955</b>	<b>17.763</b>	<b>24.882</b>	3:32.310	<b>117.940</b>	97.540
<b>(22) Chris SPELLMAN</b>							
1	9:41:00.902	<b>1:18.536</b>	25.420	30.239	22.877	40.184	95.323
2	9:42:10.033	<b>1:09.131</b>	19.127	28.272	21.732	116.709	94.919
3	9:43:15.649	<b>1:05.616</b>	17.840	<b>26.312</b>	<b>21.464</b>	124.273	<b>102.298</b>
4	9:46:31.602	<b>3:15.953</b>	<b>17.662</b>			<b>127.581</b>	98.979
<b>(87) Steven ALLISON</b>							
1	9:40:53.763	<b>1:13.314</b>	23.493	27.540	22.281	38.791	101.066
2	9:41:59.472	<b>1:05.709</b>	18.426	26.173	<b>21.110</b>	121.352	109.296
<b>(25) Jim PURVIS</b>							
1	9:40:51.718	<b>1:17.537</b>	23.781	30.886	22.870	44.472	83.260
2	9:41:57.996	<b>1:06.278</b>	19.280	26.082	<b>20.916</b>	98.543	98.543
3	9:43:04.045	<b>1:06.049</b>	<b>17.683</b>	26.101	22.265	<b>113.549</b>	<b>103.882</b>
4	9:47:19.490	<b>4:15.445</b>	18.653	<b>25.614</b>	3:31.178	104.043	103.242
<b>(58) Barry STEWART</b>							
1	9:40:49.677	<b>1:14.660</b>	23.209	29.001	22.450	38.746	91.928
2	9:41:56.856	<b>1:07.179</b>	19.564	26.510	<b>21.105</b>	109.832	104.043
3	9:43:03.372	<b>1:06.516</b>	<b>18.179</b>	26.150	22.187	124.273	<b>109.296</b>
4	9:47:18.576	<b>4:15.204</b>	18.190	<b>25.813</b>	3:31.201	<b>124.968</b>	98.979
<b>(76) Steven BEATTIE</b>							
1	9:40:54.687	<b>1:16.869</b>	24.936	29.668	22.265	45.099	97.117
2	9:42:02.066	<b>1:07.379</b>	18.676	27.599	21.104	117.526	<b>104.692</b>
3	9:43:08.620	<b>1:06.554</b>	18.449	27.014	<b>21.091</b>	<b>125.435</b>	104.366
4	9:46:23.482	<b>3:14.862</b>	<b>18.198</b>	<b>26.668</b>	2:29.996	117.116	104.043
<b>(48) Mark FARRELL</b>							
1	9:40:56.386	<b>1:15.380</b>	24.273	28.896	22.211	42.021	93.076
2	9:42:03.861	<b>1:07.475</b>	20.007	<b>26.480</b>	<b>20.988</b>	111.846	110.012
<b>(92) Christopher SCOTT</b>							
1	9:40:59.280	<b>1:17.827</b>	24.757	30.341	22.729	42.312	88.649
2	9:42:09.403	<b>1:10.123</b>	20.053	28.257	21.813	110.739	91.802
3	9:43:16.924	<b>1:07.521</b>	19.171	<b>27.087</b>	<b>21.263</b>	110.012	99.272
4	9:46:33.220	<b>3:16.296</b>	<b>18.639</b>			114.714	<b>105.515</b>
<b>(52) John HODGE</b>							
1	9:41:04.460	<b>1:19.459</b>	25.939	30.628	22.892	38.701	74.070
2	9:42:13.861	<b>1:09.401</b>	20.253	<b>26.769</b>	<b>22.379</b>	93.465	<b>86.927</b>
3	9:43:25.579	<b>1:11.718</b>	19.682	27.967	24.069	104.692	82.139
<b>(45) Adam SIMPSON</b>							
1	9:41:02.325	<b>1:18.074</b>	24.912	29.863	23.299	36.274	85.379
2	9:42:13.064	<b>1:10.739</b>	<b>19.645</b>	28.219	<b>22.875</b>	107.544	<b>95.188</b>

Clerk of the Course.

Sig : Time :

Chief Timekeeper : Ian Sharp (SMART Timing)

Results available at [www.smart-timing.co.uk](http://www.smart-timing.co.uk) and [www.speedhive.com](http://www.speedhive.com)

Printed: 28/07/2018 10:24:31

Orbits



# Qualifying Results

## KMSC National Motorcycle Racing AC

Sorted on best lap time

Scottish Championship Superbikes & KMSC Clubman

Knockhill 1.267 miles

Warm Up

28/07/2018 10:15

Practice (10:00 Time) started at 9:57:17

Pos	No.	Name	Make/Model	CC	Class	Laps	Best Tm	In Lap	Diff	Avg. Speed
1	99	Callum GRIGOR	Kawasaki	ZX10RR	SB	5	<b>53.986</b>	5		49.581
2	122	David SUDDER	Suzuki	GSXR 1000	C	5	<b>56.887</b>	5	2.901	62.386
3	41	Lukasz PIEC	BMW	S1000RR	C	7	<b>57.503</b>	7	3.517	70.988
4	29	Andrew BUCHANAN	Yamaha	R1	C	6	<b>57.570</b>	6	3.584	60.895
5	1	Bruce BIRNIE	BMW	S1000RR	SB	4	<b>58.092</b>	4	4.106	69.911
6	98	Christopher LIDDELL			C	7	<b>58.621</b>	7	4.635	70.367
7	71	Gavin JONES	Yamaha	R1	C	3	<b>1:00.141</b>	3	6.155	64.406
8	72	Sean GILFILLAN	BMW	S1000RR	SB	4	<b>1:00.193</b>	4	6.207	70.416
9	67	Des BURNS	Kawasaki	ZX10R	C	4	<b>1:00.272</b>	4	6.286	69.368
10	37	Steven PATTERSON	Kawasaki	ZX10R	C	6	<b>1:00.307</b>	6	6.321	58.015
11	69	Rodney SCOTT	BMW	S1000RR	SB	5	<b>1:00.515</b>	5	6.529	65.930
12	34	John DEAN	BMW	S1000RR	SB	3	<b>1:00.735</b>	3	6.749	41.665
13	19	Nic BOYES	Ducati	848	SB	6	<b>1:01.287</b>	3	7.301	57.631
14	17	Gordon MacDONALD	Suzuki	GSXR1000	SB	3	<b>1:01.436</b>	3	7.450	64.853
15	117	Joe HENDRIE	Yamaha	R1	SB	7	<b>1:01.560</b>	7	7.574	67.309
16	18	Clint WALKER	BMW	S1000RR	C	3	<b>1:01.595</b>	3	7.609	64.955
17	51	Calum JACKSON	Suzuki	GSXR1000	C	7	<b>1:02.552</b>	6	8.566	67.349
18	14	James CRAWFORD	Kawaskai	ZX10R	C	4	<b>1:02.868</b>	2	8.882	64.328
19	75	Charlie BUNYAN	Kawasaki	ZX10R	C	2	<b>1:03.063</b>	2	9.077	62.191
20	26	Steven McINTYRE	Suzuki	GSXR1000	C	3	<b>1:05.028</b>	3	11.042	42.969
21	45	Ewan GRAY	Kawasaki	ZX10R	SB	1	<b>1:10.555</b>	1	16.569	54.688
22	30	Alan RENNIE	Honda	Fireblade	C	1	<b>1:11.781</b>	1	17.795	54.523
23	94	Greg GILFILLAN	BMW	S1000RR	SB			0		-

Clerk of the Course.

Orbits

Sig : Time :

Chief Timekeeper : Ian Sharp (SMART Timing)

Results available at [www.smart-timing.co.uk](http://www.smart-timing.co.uk) and [www.speedhive.com](http://www.speedhive.com)

Printed: 28/07/2018 10:08:06



## KMSC National Motorcycle Racing AC

Scottish Championship Superbikes &amp; KMSC Clubman

Knockhill 1.267 miles

Warm Up

28/07/2018 10:15

Practice (10:00 Time) started at 9:57:17

Lap	Time of Day	Lap Tm	S1	S2	S3	SFSpd	S1Spd	Lap	Time of Day	Lap Tm	S1	S2	S3	SFSpd	S1Spd
<b>(99) Callum GRIGOR</b>															
1	10:01:11.330	<b>1:07.170</b>	21.544	25.411	20.215	43.890	88.183	2	9:59:57.492	<b>1:05.176</b>	17.909	26.517	20.750	120.049	103.402
2	10:02:09.897	<b>58.567</b>	17.041	22.667	18.859	120.697	113.742	3	10:01:01.033	<b>1:03.541</b>	17.826	25.571	20.144	123.587	101.678
3	10:03:07.783	<b>57.886</b>	16.236	22.608	19.042	130.560	117.526	4	10:02:02.727	<b>1:01.694</b>	17.362	23.807	20.525	122.908	117.940
4	10:04:03.314	<b>55.531</b>	16.250	21.150	18.131	131.584	120.915	5	10:03:03.242	<b>1:00.515</b>	17.282	24.118	<b>19.115</b>	124.044	<b>118.147</b>
5	10:04:57.300	<b>53.986</b>	<b>15.410</b>	<b>20.691</b>	<b>17.885</b>	<b>139.517</b>	<b>125.201</b>	<b>(34) John DEAN</b>							
<b>(122) David SUDDER</b>															
1	9:59:26.402	<b>1:05.932</b>	20.036	25.666	20.230	50.043	97.117	1	10:00:42.093	<b>2:04.934</b>	22.427	25.756	1:16.751	44.237	103.882
2	10:00:27.060	<b>1:00.658</b>	17.225	24.187	19.246	128.313	101.371	2	10:01:45.016	<b>1:02.923</b>	19.404	23.796	<b>19.723</b>	44.150	118.775
3	10:01:27.693	<b>1:00.633</b>	16.594	24.029	20.010	132.886	107.372	3	10:02:45.751	<b>1:00.735</b>	16.847	23.846	20.042	130.814	121.572
4	10:02:26.002	<b>58.309</b>	16.740	22.687	18.882	129.802	108.413	<b>(19) Nic BOYES</b>							
5	10:03:22.889	<b>56.887</b>	<b>16.180</b>	<b>22.287</b>	<b>18.420</b>	<b>138.652</b>	<b>113.166</b>	1	10:00:03.020	<b>1:08.127</b>	21.769	25.895	20.463	42.446	96.005
<b>(41) Lukasz PIEC</b>															
1	9:58:44.854	<b>1:13.650</b>	22.212	28.351	23.087	45.497	75.487	2	10:01:05.603	<b>1:02.583</b>	17.694	24.814	20.075	121.352	<b>102.611</b>
2	9:59:50.497	<b>1:05.643</b>	19.502	26.221	19.920	100.310	94.651	3	10:02:06.890	<b>1:01.287</b>	17.383	24.270	<b>19.634</b>	122.459	101.371
3	10:00:51.145	<b>1:00.648</b>	17.372	24.226	19.050	122.459	103.882	4	10:03:08.382	<b>1:01.492</b>	<b>17.167</b>	24.354	19.971	<b>127.581</b>	102.298
4	10:01:53.143	<b>1:01.998</b>	17.480	23.887	20.631	<b>128.313</b>	106.689	5	10:04:10.481	<b>1:02.099</b>	17.770	24.156	20.173	124.504	98.254
5	10:02:51.605	<b>58.462</b>	16.910	22.954	18.598	124.504	106.689	6	10:05:12.195	<b>1:01.714</b>	17.320	<b>23.992</b>	20.402	121.352	101.218
6	10:03:49.594	<b>57.989</b>	<b>16.328</b>	22.759	18.902	126.380	110.012	<b>(17) Gordon MacDONALD</b>							
7	10:04:47.097	<b>57.503</b>	16.803	<b>22.368</b>	<b>18.332</b>	115.703	<b>112.976</b>	1	9:58:45.060	<b>1:12.150</b>	21.493	28.454	22.203	40.894	93.335
<b>(29) Andrew BUCHANAN</b>															
1	9:59:47.200	<b>1:08.771</b>	23.095	25.678	19.998	47.192	97.117	2	9:59:46.890	<b>1:01.830</b>	<b>16.724</b>	24.862	20.244	130.053	111.474
2	10:00:48.784	<b>1:01.584</b>	17.720	24.505	19.359	125.201	107.030	3	10:00:48.326	<b>1:01.436</b>	17.388	<b>24.834</b>	<b>19.214</b>	129.802	<b>112.786</b>
3	10:01:51.789	<b>1:03.005</b>	17.315	25.479	20.211	124.273	106.859	<b>(117) Joe HENDRIE</b>							
4	10:02:50.597	<b>58.808</b>	16.911	23.118	18.779	135.571	109.296	1	9:58:50.535	<b>1:13.953</b>	23.154	28.411	22.388	42.259	91.677
5	10:03:49.169	<b>58.572</b>	<b>16.530</b>	22.544	19.498	<b>136.121</b>	<b>118.565</b>	2	9:59:57.436	<b>1:06.901</b>	19.544	26.293	21.064	117.321	105.020
6	10:04:46.739	<b>57.570</b>	16.658	<b>22.438</b>	<b>18.474</b>	135.571	112.408	3	10:01:00.807	<b>1:03.371</b>	17.732	24.918	20.721	122.459	109.832
<b>(1) Bruce BIRNIE</b>															
1	9:58:40.161	<b>1:11.324</b>	21.187	28.145	21.992	43.919	105.184	4	10:02:03.709	<b>1:02.902</b>	17.686	24.764	20.452	127.824	107.030
2	9:59:41.130	<b>1:00.969</b>	17.656	23.897	19.416	130.053	114.910	5	10:03:07.727	<b>1:04.018</b>	17.939	25.440	20.639	121.133	96.281
3	10:00:40.212	<b>59.082</b>	16.625	23.099	19.358	136.675	117.116	6	10:04:10.124	<b>1:02.397</b>	17.869	24.168	20.360	123.587	<b>112.976</b>
4	10:01:38.304	<b>58.092</b>	<b>16.552</b>	<b>22.655</b>	<b>18.885</b>	<b>140.982</b>	<b>118.985</b>	7	10:05:11.684	<b>1:01.560</b>	<b>17.230</b>	<b>24.109</b>	<b>20.221</b>	<b>128.313</b>	111.290
<b>(98) Christopher LIDDELL</b>															
1	9:58:44.987	<b>1:12.649</b>	21.589	28.347	22.713	40.573	88.299	<b>(17) Clint WALKER</b>							
2	9:59:47.955	<b>1:02.968</b>	17.960	25.006	20.002	112.408	110.374	1	9:58:41.761	<b>1:11.997</b>	21.669	27.656	22.672	44.354	102.454
3	10:00:50.509	<b>1:02.554</b>	17.717	24.369	20.468	125.435	108.588	2	9:59:46.401	<b>1:04.640</b>	18.182	25.663	20.795	115.107	111.846
4	10:01:53.271	<b>1:02.762</b>	17.260	24.345	21.157	117.321	112.786	3	10:00:47.996	<b>1:01.595</b>	17.776	24.280	<b>19.539</b>	122.236	<b>116.103</b>
5	10:02:53.355	<b>1:00.084</b>	17.280	23.646	19.158	115.305	110.556	<b>(51) Calum JACKSON</b>							
6	10:03:52.445	<b>59.090</b>	17.043	23.297	<b>18.750</b>	121.572	<b>116.709</b>	1	9:58:50.921	<b>1:13.502</b>	22.581	28.827	22.094	42.608	94.785
7	10:04:51.066	<b>58.621</b>	<b>16.515</b>	<b>23.085</b>	19.021	<b>129.802</b>	115.305	2	9:59:56.407	<b>1:05.486</b>	18.800	25.453	21.233	117.940	108.064
<b>(71) Gavin JONES</b>															
1	9:58:47.940	<b>1:07.384</b>	21.262	26.152	19.970	41.786	119.409	3	10:00:59.619	<b>1:03.212</b>	17.632	24.945	20.635	130.560	<b>118.356</b>
2	9:59:49.651	<b>1:01.711</b>	17.427	24.667	19.617	130.306	<b>122.683</b>	4	10:02:02.650	<b>1:03.031</b>	<b>17.347</b>	24.997	20.687	131.842	116.304
3	10:00:49.792	<b>1:00.141</b>	16.975	<b>23.664</b>	<b>19.502</b>	134.215	119.835	5	10:03:06.192	<b>1:03.542</b>	17.882	24.887	20.773	<b>134.484</b>	111.105
<b>(72) Sean GILFILLAN</b>															
1	9:58:31.264	<b>1:06.798</b>	20.426	25.809	20.563	53.600	105.848	6	10:04:08.744	<b>1:02.552</b>	18.302	<b>23.862</b>	<b>20.388</b>	131.842	108.238
2	9:59:34.168	<b>1:02.904</b>	18.024	24.288	20.592	122.014	103.882	7	10:05:11.400	<b>1:02.656</b>	17.593	24.486	20.577	125.905	111.846
3	10:00:36.239	<b>1:02.071</b>	17.761	24.724	19.586	121.133	<b>115.504</b>	<b>(14) James CRAWFORD</b>							
4	10:01:36.432	<b>1:00.193</b>	<b>17.109</b>	<b>23.957</b>	<b>19.127</b>	<b>125.435</b>	111.474	1	9:58:51.000	<b>1:10.964</b>	22.272	26.711	21.981	42.473	102.768
<b>(67) Des BURNS</b>															
1	9:58:34.264	<b>1:08.621</b>	21.018	26.792	20.811	53.133	98.398	2	9:59:53.868	<b>1:02.868</b>	17.921	<b>23.939</b>	21.008	127.824	<b>116.506</b>
2	9:59:37.986	<b>1:03.722</b>	18.209	25.327	20.186	116.709	104.204	3	10:00:56.854	<b>1:02.986</b>	<b>17.612</b>	25.048	<b>20.326</b>	132.624	111.846
3	10:00:40.074	<b>1:02.088</b>	17.632	24.527	19.929	122.459	113.742	4	10:02:00.951	<b>1:04.097</b>	18.587	25.095	20.415	<b>136.954</b>	104.856
4	10:01:40.346	<b>1:00.272</b>	<b>17.102</b>	<b>23.733</b>	<b>19.437</b>	121.133	<b>114.518</b>	<b>(75) Charlie BUNYAN</b>							
<b>(37) Steven PATTERSON</b>															
1	10:00:01.714	<b>1:07.336</b>	21.070			39.826	103.882	1	9:58:40.954	<b>1:13.092</b>	21.340	28.817	22.935	48.453	91.427
2	10:01:04.743	<b>1:03.029</b>	17.396			129.053	113.357	2	9:59:44.017	<b>1:03.063</b>	18.707	24.819	<b>19.537</b>	112.220	101.832
3	10:02:05.887	<b>1:01.144</b>	17.140			131.584	116.304	<b>(26) Steven McINTYRE</b>							
4	10:03:07.727	<b>1:01.840</b>	17.402			120.697	<b>119.409</b>	1	10:00:23.494	<b>1:13.616</b>	21.408	28.418	23.790	45.964	97.117
5	10:04:08.747	<b>1:01.020</b>	17.069			131.326	114.910	2	10:01:30.755	<b>1:07.261</b>	19.268	26.513	21.480	113.742	102.926
6	10:05:09.054	<b>1:00.307</b>	<b>17.046</b>			<b>132.102</b>	110.922	3	10:02:35.783	<b>1:05.028</b>	18.188	25.664	<b>21.176</b>	127.824	<b>108.764</b>
<b>(69) Rodney SCOTT</b>															
1	9:58:52.316	<b>1:11.119</b>	22.474	27.193	21.452	43.976	100.310	<b>(45) Ewan GRAY</b>							
<b>(30) Alan RENNIE</b>															
1	9:58:40.991	<b>1:11.781</b>	20.928	28.280	<b>22.573</b>	45.160	105.020	<b>(45) Ewan GRAY</b>							
<b>(45) Ewan GRAY</b>															
1	9:58:40.739	<b>1:10.555</b>	21.358	26.899	<b>22.298</b>	48.523	95.053	<b>(30) Alan RENNIE</b>							
<b>(30) Alan RENNIE</b>															
1	9:58:40.991	<b>1:11.781</b>	20.928	28.280	<b>22.573</b>	45.160	105.020	<b>(45) Ewan GRAY</b>							

Clerk of the Course.

Orbits

Sig : \_\_\_\_\_ Time : \_\_\_\_\_  
 Chief Timekeeper : Ian Sharp (SMART Timing)  
 Results available at [www.smart-timing.co.uk](http://www.smart-timing.co.uk) and [www.speedhive.com](http://www.speedhive.com)



# Qualifying Results

KMSC National Motorcycle Racing AC

Sorted on best lap time

Scottish Sidecars

Knockhill 1.267 miles

Warm Up

28/07/2018 10:30

Practice (10:00 Time) started at 10:06:54

Pos	No.	Name	Make/Model	CC	Class	Laps	Best Tm	In Lap	Diff	Avg. Speed
1	8	BELL / MAYHEW	LCR Suzuki	1000	SC	7	1:00.740	7		71.695
2	19	ROBINSON / GRAVEL		LCR F2 600	SC	7	1:02.149	6	1.409	67.357
3	93	KIRKUP / SADLER	Windle Suzuki	600	SC	6	1:02.975	6	2.235	65.378
4	114	AMOS / PRING	Suzuki Windle	GSXR1000	SC	7	1:05.230	6	4.490	64.732
5	22	LITHGOW / BRUNTON	Shelbourne RR	600	SC	6	1:06.709	6	5.969	64.817
6	7	ZAKARAUSKAS / STEPHEN	Suzuki	LCR F2	SC	7	1:07.391	6	6.651	64.394
7	50	BROWNE / SOUTER	Ireson Suzuki	750	SC	6	1:11.106	4	10.366	58.530
8	56	McKAY / SZANEL	Ireson Suzuki	750	SC	6	1:12.078	4	11.338	59.096
9	964	ANDERSON / HUGHES	Baker	R1	SC	1	1:14.924	1	14.184	9.694
10	11	MAYHEW / TAYLOR	Ireson Honda	600	SC	2	1:18.937	2	18.197	53.138

Clerk of the Course.

Orbits

Sig : Time :

Chief Timekeeper : Ian Sharp (SMART Timing)

Results available at [www.smart-timing.co.uk](http://www.smart-timing.co.uk) and [www.speedhive.com](http://www.speedhive.com)

Printed: 28/07/2018 13:49:30





## KMSC National Motorcycle Racing AC

Scottish Sidecars

Knockhill 1.267 miles

Warm Up

28/07/2018 10:30

Practice (10:00 Time) started at 10:06:54

Lap	Time of Day	Lap Tm	S1	S2	S3	SFSpd	S1Spd	Lap	Time of Day	Lap Tm	S1	S2	S3	SFSpd	S1Spd
<b>(8) BELL / MAYHEW</b>															
1	10:08:11.638	<b>1:11.563</b>	21.004	28.919	21.640	50.955	76.958	2	10:09:46.142	<b>1:18.937</b>	22.781	30.691	25.465	88.183	70.343
2	10:09:14.648	<b>1:03.010</b>	17.552	25.474	19.984	127.824	87.494								
3	10:10:16.209	<b>1:01.561</b>	17.454	24.433	19.674	131.584	92.947								
4	10:11:17.402	<b>1:01.193</b>	17.246	24.348	19.599	127.824	<b>101.678</b>								
5	10:12:18.227	<b>1:00.825</b>	17.383	24.035	<b>19.407</b>	129.802	100.611								
6	10:13:19.056	<b>1:00.829</b>	<b>17.006</b>	24.399	19.424	131.842	97.682								
7	10:14:19.796	<b>1:00.740</b>	17.114	<b>23.740</b>	19.886	<b>132.362</b>	101.524								
<b>(19) ROBINSON / GRAVEL</b>															
1	10:08:24.720	<b>1:20.322</b>	24.586	32.068	23.668	49.746	71.013								
2	10:09:33.282	<b>1:08.562</b>	19.864	27.098	21.600	100.460	86.927								
3	10:10:37.409	<b>1:04.127</b>	18.326	25.250	20.551	117.733	93.726								
4	10:11:41.427	<b>1:04.018</b>	18.670	24.983	20.365	116.103	85.925								
5	10:12:44.026	<b>1:02.599</b>	18.164	23.888	20.547	116.709	95.731								
6	10:13:46.175	<b>1:02.149</b>	<b>17.908</b>	<b>23.859</b>	20.382	115.107	95.731								
7	10:14:48.479	<b>1:02.304</b>	18.057	23.976	<b>20.271</b>	<b>119.196</b>	<b>96.005</b>								
<b>(93) KIRKUP / SADLER</b>															
1	10:08:26.783	<b>1:19.330</b>	24.522	30.912	23.896	40.573	72.943								
2	10:09:34.245	<b>1:07.462</b>	19.239	26.616	21.607	105.184	90.198								
3	10:10:39.601	<b>1:05.356</b>	18.309	25.857	21.190	115.305	94.385								
4	10:11:46.659	<b>1:07.058</b>	18.027	26.872	22.159	117.940	89.120								
5	10:12:50.085	<b>1:03.426</b>	17.864	25.087	<b>20.475</b>	118.356	<b>96.697</b>								
6	10:13:53.060	<b>1:02.975</b>	<b>17.622</b>	<b>24.810</b>	20.543	<b>120.265</b>	96.005								
<b>(114) AMOS / PRING</b>															
1	10:08:26.641	<b>1:19.814</b>	24.725	30.714	24.375	36.933	72.236								
2	10:09:36.699	<b>1:10.058</b>	20.443	28.416	21.199	95.731	82.442								
3	10:10:42.296	<b>1:05.597</b>	18.300	26.550	<b>20.747</b>	112.976	89.358								
4	10:11:50.996	<b>1:08.700</b>	19.351	27.593	21.756	109.832	86.146								
5	10:12:56.879	<b>1:05.883</b>	18.703	26.359	20.821	115.703	91.552								
6	10:14:02.109	<b>1:05.230</b>	18.136	<b>25.303</b>	21.791	116.506	93.595								
7	10:15:07.703	<b>1:05.594</b>	<b>17.029</b>	25.577	22.988	<b>123.360</b>	<b>97.682</b>								
<b>(22) LITHGOW / BRUNTON</b>															
1	10:08:11.781	<b>1:17.307</b>	23.792	31.199	22.316	56.631	70.491								
2	10:09:21.825	<b>1:10.044</b>	19.287	28.761	21.996	<b>112.408</b>	84.518								
3	10:10:32.272	<b>1:10.447</b>	19.994	29.030	21.423	101.832	78.580								
4	10:11:41.282	<b>1:09.010</b>	19.995	27.893	<b>21.122</b>	105.848	81.441								
5	10:12:49.979	<b>1:08.697</b>	19.974	27.534	21.189	109.474	87.837								
6	10:13:56.688	<b>1:06.709</b>	<b>18.780</b>	<b>26.486</b>	21.443	111.474	<b>89.239</b>								
<b>(7) ZAKARAUSKAS / STEPHEN</b>															
1	10:08:14.839	<b>1:18.402</b>	23.661	31.283	23.458	54.075	63.609								
2	10:09:26.151	<b>1:11.312</b>	19.802	28.705	22.805	106.015	80.368								
3	10:10:36.789	<b>1:10.638</b>	19.647	28.589	22.402	<b>115.107</b>	73.745								
4	10:11:46.244	<b>1:09.455</b>	19.190	28.271	<b>21.994</b>	109.653	86.146								
5	10:12:54.702	<b>1:08.458</b>	19.362	26.834	22.262	111.846	87.380								
6	10:14:02.093	<b>1:07.391</b>	<b>18.766</b>	<b>26.511</b>	22.114	112.976	87.040								
7	10:15:10.292	<b>1:08.199</b>	18.796	27.110	22.293	112.597	<b>87.494</b>								
<b>(50) BROWNE / SOUTER</b>															
1	10:08:33.970	<b>1:23.164</b>	27.068	31.425	24.671	44.918	78.672								
2	10:09:48.211	<b>1:14.241</b>	21.577	28.751	23.913	111.290	86.035								
3	10:11:04.468	<b>1:16.257</b>	21.907	29.738	24.612	105.848	84.625								
4	10:12:15.574	<b>1:11.106</b>	<b>19.648</b>	<b>27.996</b>	<b>23.462</b>	114.323	<b>91.552</b>								
5	10:13:27.673	<b>1:12.099</b>	20.069	28.520	23.510	<b>115.504</b>	85.596								
6	10:14:42.037	<b>1:14.364</b>	21.110	29.141	24.113	106.859	89.477								
<b>(56) McKAY / SZANEL</b>															
1	10:08:29.352	<b>1:20.047</b>	24.705	31.177	24.165	42.798	77.402								
2	10:09:46.478	<b>1:17.126</b>	21.647	30.559	24.920	102.611	79.985								
3	10:11:01.104	<b>1:14.626</b>	22.390	28.842	23.394	87.153	85.379								
4	10:12:13.182	<b>1:12.078</b>	20.212	<b>28.430</b>	23.436	107.544	<b>90.442</b>								
5	10:13:25.336	<b>1:12.154</b>	20.320	28.785	<b>23.049</b>	113.166	86.368								
6	10:14:37.558	<b>1:12.222</b>	<b>20.137</b>	28.836	23.249	<b>113.742</b>	87.952								
<b>(964) ANDERSON / HUGHES</b>															
1	10:14:44.978	<b>1:14.924</b>	<b>23.020</b>	<b>28.138</b>	<b>23.766</b>	<b>33.722</b>	<b>88.183</b>								
<b>(11) MAYHEW / TAYLOR</b>															
1	10:08:27.205	<b>1:25.006</b>	25.638	33.073	26.295	45.160	60.132								

Clerk of the Course.

Sig : Time :  
Chief Timekeeper : Ian Sharp (SMART Timing)

Results available at [www.smart-timing.co.uk](http://www.smart-timing.co.uk) and [www.speedhive.com](http://www.speedhive.com)

Printed: 28/07/2018 13:51:28

Orbits





# Qualifying Results

**KMSC National Motorcycle Racing AC**

**Sorted on best lap time**

Scottish Pre-Injection 600

Knockhill 1.267 miles

Warm Up

28/07/2018 10:45

Practice (10:00 Time) started at 10:16:59

Pos	No.	Name	Make/Model	CC	Class	Laps	Best Tm	In Lap	Diff	Avg. Speed
1	41	Kieran MURRAY	Yamaha	R6 600	PI6	7	55.280	6		66.846
2	22	William MASON	Yamaha	R6 600	PI6	9	55.473	9	0.193	79.016
3	8	Patryk MOTYKA	Yamaha	R6 600	PI6	9	56.761	7	1.481	77.701
4	93	Lee SEAGER	Yamaha	ZX6R Ninja	PI6	8	57.978	8	2.698	75.899
5	15	Jon DICKIE	Yamaha	R6 600	PI6	2	58.262	2	2.982	71.077
6	51	Neil MUNRO	Yamaha	R6 600	PI6	8	58.826	6	3.546	76.456
7	38	Mark LANGLANDS	Yamaha	R6 600	PI6	8	59.692	6	4.412	75.912
8	54	Cameron ROBB	Yamaha	R6 600	PI6	2	1:01.191	2	5.911	66.640
9	117	Scott MILNE	Yamaha	R6	PI6	8	1:01.729	7	6.449	73.494
10	68	Paul WISHART	Yamaha	R6 600	PI6	3	1:02.527	3	7.247	67.749
11	95	Michael MacKINNON	Yamaha	R6 600	PI6	5	1:02.923	3	7.643	73.269
12	23	Paul REID	Honda	CBR600	PI6	7	1:02.974	7	7.694	72.556
13	70	Simon HARDY	Yamaha	R6 600	PI6	3	1:04.249	3	8.969	61.157
14	75	Harry PULLAR	Yamaha	R6 600	PI6	4	1:04.615	4	9.335	58.047
15	21	Andy LOCK	Yamaha	R6 600	PI6	3	1:04.693	3	9.413	44.963
16	31	Darren ANDERSON	Kawasaki	ZXR 600	PI6	3	1:06.572	3	11.292	63.469
17	88	Andrew JONES-LOFTING	Honda	CBR600FX	PI6	1	1:15.323	1	20.043	51.812
18	60	Dougie BROWN	Yamaha	R6 600	PI6			0		-
19	92	Andrew CRAIGMILE	Yamaha	R6 600	PI6			0		-

**Announcements**

Bike No's 60 & 92 - No working transponders - Please fix before Qualifying.

Clerk of the Course.

Sig : Time :

Chief Timekeeper : Ian Sharp (SMART Timing)

Results available at [www.smart-timing.co.uk](http://www.smart-timing.co.uk) and [www.speedhive.com](http://www.speedhive.com)

Printed: 28/07/2018 10:32:31

Orbits



## KMSC National Motorcycle Racing AC

### Scottish Pre-Injection 600

### Knockhill 1.267 miles

#### Warm Up

28/07/2018 10:45

#### Practice (10:00 Time) started at 10:16:59

Lap	Time of Day	Lap Tm	S1	S2	S3	SFSpd	S1Spd
<b>(41) Kieran MURRAY</b>							
1	10:19:04.848	<b>1:02.132</b>	18.633	23.663	19.836	54.294	109.832
2	10:20:03.668	<b>58.820</b>	17.248	22.602	18.970	132.102	102.611
3	10:22:53.099	<b>1:52.766</b>					
4	10:23:51.904	<b>58.805</b>		21.945	19.159	61.907	113.166
5	10:24:47.459	<b>55.555</b>	<b>15.862</b>	21.238	18.455	136.675	<b>114.129</b>
6	10:25:42.739	<b>55.280</b>	15.953	<b>20.974</b>	<b>18.353</b>	<b>137.516</b>	114.129
7	10:26:39.499	<b>56.760</b>	16.248	21.831	18.681	136.675	111.660
<b>(22) William MASON</b>							
1	10:18:14.497	<b>1:06.589</b>	20.994	24.685	20.910	45.282	102.298
2	10:19:11.794	<b>57.297</b>	16.329	22.129	18.839	132.624	112.033
3	10:20:08.833	<b>57.039</b>	16.357	21.784	18.898	134.754	112.033
4	10:22:38.123	<b>2:29.290</b>	15.930	21.529	1:51.831	135.025	114.323
5	10:23:38.251	<b>1:00.128</b>	19.184	22.207	18.737	54.426	106.520
6	10:24:34.274	<b>56.023</b>	15.942	21.571	18.510	136.954	113.166
7	10:25:30.295	<b>56.021</b>	15.836	21.584	18.601	136.954	113.166
8	10:26:25.909	<b>55.614</b>	15.925	<b>21.218</b>	18.471	137.798	112.033
9	10:27:21.382	<b>55.473</b>	<b>15.681</b>	21.412	<b>18.380</b>	<b>138.366</b>	<b>115.703</b>
<b>(8) Patryk MOTYKA</b>							
1	10:18:18.031	<b>1:07.900</b>	20.499	26.286	21.115	47.159	102.768
2	10:19:22.095	<b>1:04.064</b>	19.046	24.734	20.284	115.107	105.515
3	10:20:23.146	<b>1:01.051</b>	18.218	23.458	19.375	122.014	106.351
4	10:22:38.876	<b>2:15.730</b>	16.695			131.326	108.413
5	10:23:38.802	<b>59.926</b>	18.711	22.499	<b>18.716</b>	52.716	104.529
6	10:24:36.036	<b>57.234</b>	16.274	22.187	18.773	130.306	<b>110.012</b>
7	10:25:32.797	<b>56.761</b>	16.209	<b>21.808</b>	18.744	133.680	109.832
8	10:26:31.785	<b>58.988</b>	<b>15.936</b>	22.166	20.886	<b>134.215</b>	110.012
9	10:27:30.177	<b>58.392</b>	17.076	21.933	19.383	107.372	109.474
<b>(93) Lee SEAGER</b>							
1	10:18:29.368	<b>1:13.851</b>	23.594	28.029	22.228	49.271	85.379
2	10:19:36.224	<b>1:06.856</b>	19.055	26.000	21.801	111.290	97.682
3	10:20:37.224	<b>1:01.000</b>	17.476	23.241	20.283	125.905	106.689
4	10:22:44.181	<b>2:06.957</b>				128.313	
5	10:23:45.842	<b>1:01.661</b>		22.808	19.882	55.737	<b>107.544</b>
6	10:24:44.636	<b>58.794</b>	16.808	22.330	19.656	129.551	106.183
7	10:25:44.644	<b>1:00.008</b>	17.805	22.556	19.647	<b>130.053</b>	106.015
8	10:26:42.622	<b>57.978</b>	<b>16.683</b>	<b>21.940</b>	<b>19.355</b>	128.805	107.544
<b>(15) Jon DICKIE</b>							
1	10:18:09.737	<b>1:03.619</b>	19.998	24.037	19.584	42.963	106.351
2	10:19:07.999	<b>58.262</b>	<b>16.549</b>	<b>22.518</b>	<b>19.195</b>	130.560	<b>109.832</b>
<b>(51) Neil MUNRO</b>							
1	10:18:28.669	<b>1:13.780</b>	23.247	28.288	22.245	44.918	84.839
2	10:19:30.582	<b>1:01.913</b>	17.760	24.324	19.829	121.133	105.515
3	10:20:32.393	<b>1:01.811</b>	17.464	24.345	20.002	123.360	109.296
4	10:22:40.211	<b>2:07.818</b>	16.721			130.814	107.890
5	10:23:41.851	<b>1:01.640</b>	18.945	22.842	19.853	60.132	105.515
6	10:24:40.677	<b>58.826</b>	16.952	22.418	<b>19.456</b>	<b>132.362</b>	110.012
7	10:25:40.018	<b>59.341</b>	16.971	22.588	19.782	128.068	107.544
8	10:26:39.120	<b>59.102</b>	<b>16.576</b>	<b>22.409</b>	20.117	128.805	<b>110.922</b>
<b>(38) Mark LANGLANDS</b>							
1	10:18:23.680	<b>1:12.951</b>	22.988	27.322	22.641	47.093	95.731
2	10:19:28.952	<b>1:05.272</b>	18.788	25.231	21.253	115.504	103.721
3	10:20:32.183	<b>1:03.231</b>	18.140	24.644	20.447	116.912	106.015
4	10:22:39.371	<b>2:07.188</b>	17.396			128.559	108.941
5	10:23:42.424	<b>1:03.053</b>	19.455	23.747	<b>19.851</b>	57.161	106.520
6	10:24:42.116	<b>59.692</b>	<b>16.969</b>	22.834	19.889	<b>131.842</b>	109.296
7	10:25:42.004	<b>59.888</b>	17.042	<b>22.769</b>	20.077	131.326	107.717
8	10:26:42.543	<b>1:00.539</b>	17.568	22.930	20.041	129.053	<b>110.193</b>
<b>(54) Cameron ROBB</b>							
1	10:18:15.352	<b>1:06.115</b>	20.818	24.825	20.472	50.495	106.351
2	10:19:16.543	<b>1:01.191</b>	17.368	23.866	<b>19.957</b>	130.306	104.366
<b>(117) Scott MILNE</b>							
1	10:18:28.259	<b>1:15.085</b>	23.917	28.871	22.297	40.573	79.795
2	10:19:37.393	<b>1:09.134</b>	19.386	26.472	23.276	122.236	93.726
3	10:20:41.891	<b>1:04.498</b>	18.241	25.432	20.825	122.908	99.714

Lap	Time of Day	Lap Tm	S1	S2	S3	SFSpd	S1Spd
4	10:22:45.096	<b>2:03.205</b>					128.805
5	10:23:52.120	<b>1:07.024</b>		25.519	20.910		51.741
6	10:24:54.697	<b>1:02.577</b>	17.933	24.293	20.351	124.968	<b>101.678</b>
7	10:25:56.426	<b>1:01.729</b>	<b>17.403</b>	<b>24.253</b>	20.073	<b>129.053</b>	101.218
8	10:26:58.358	<b>1:01.932</b>	17.476	24.446	<b>20.010</b>	127.824	101.066
<b>(68) Paul WISHART</b>							
1	10:18:14.565	<b>1:07.011</b>	20.431	25.338	21.242	43.184	106.183
2	10:19:19.100	<b>1:04.535</b>	17.969	25.323	21.243	120.049	105.184
3	10:20:21.627	<b>1:02.527</b>	<b>17.288</b>	<b>24.412</b>	<b>20.827</b>	121.572	<b>106.689</b>
<b>(95) Michael MacKINNON</b>							
1	10:18:32.602	<b>1:15.641</b>	25.302	28.704	21.635	41.604	75.487
2	10:19:41.319	<b>1:08.717</b>	18.587	27.039	23.091	<b>126.618</b>	78.857
3	10:20:44.242	<b>1:02.923</b>	17.961	24.749	<b>20.213</b>	122.236	<b>104.366</b>
4	10:22:47.127	<b>2:02.885</b>				119.621	
5	10:23:53.127	<b>1:06.000</b>		<b>24.538</b>	21.087	56.110	101.987
<b>(23) Paul REID</b>							
1	10:18:31.727	<b>1:17.401</b>	24.880	29.876	<b>22.645</b>	43.633	78.672
2	10:19:41.743	<b>1:10.016</b>	20.312			95.868	87.266
3	10:20:46.129	<b>1:04.386</b>	18.743			114.910	95.595
4	10:22:45.761	<b>1:59.632</b>				117.940	
5	10:23:54.297	<b>1:08.536</b>				53.302	97.257
6	10:24:58.937	<b>1:04.640</b>	18.251			119.409	<b>101.524</b>
7	10:26:01.911	<b>1:02.974</b>	18.281			121.133	95.731
<b>(70) Simon HARDY</b>							
1	10:18:31.021	<b>1:17.150</b>	24.726	29.900	22.524	41.527	76.432
2	10:19:39.146	<b>1:08.125</b>	19.896	26.626	21.603	102.926	83.157
3	10:20:43.395	<b>1:04.249</b>	<b>18.169</b>	<b>25.233</b>	<b>20.847</b>	115.107	<b>101.066</b>
<b>(75) Harry PULLAR</b>							
1	10:18:41.879	<b>1:21.582</b>	24.738	32.266	24.578	52.183	76.694
2	10:19:52.377	<b>1:10.498</b>	19.840	28.737	21.921	108.238	99.863
3	10:22:51.557	<b>1:53.864</b>					
4	10:23:56.172	<b>1:04.615</b>		24.683	<b>20.274</b>	52.143	110.374
<b>(21) Andy LOCK</b>							
1	10:20:34.234	<b>1:10.848</b>	22.318	27.427	21.103	38.238	86.035
2	10:22:41.498	<b>2:07.264</b>				113.166	
3	10:23:46.191	<b>1:04.693</b>		24.331	<b>20.614</b>	62.137	104.856
<b>(31) Darren ANDERSON</b>							
1	10:18:21.907	<b>1:12.139</b>	22.571	27.911	21.657	44.442	88.649
2	10:19:28.674	<b>1:06.767</b>	19.585	25.887	<b>21.295</b>	<b>104.043</b>	96.976
3	10:20:35.246	<b>1:06.572</b>	<b>19.434</b>	<b>25.627</b>	21.511	101.678	<b>100.914</b>
<b>(88) Andrew JONES-LOFTING</b>							
1	10:18:27.688	<b>1:15.323</b>	23.516	29.349	<b>22.458</b>	44.034	79.511

Clerk of the Course.

Sig : Time :

Chief Timekeeper : Ian Sharp (SMART Timing)

 Results available at [www.smart-timing.co.uk](http://www.smart-timing.co.uk) and [www.speedhive.com](http://www.speedhive.com)

Orbits



# Qualifying Results

**KMSC National Motorcycle Racing AC**

**Sorted on best lap time**

Scottish Championship Lightweights

Knockhill 1.267 miles

Qualifying

28/07/2018 11:00

Practice (10:00 Time) started at 10:29:14

Pos	No.	Name	Make/Model	CC	Class	Laps	Best Tm	In Lap	Diff	Avg. Speed
1	155	Scott CAMPBELL	Kawasaki	ER6 650	SL	8	56.139	5		78.493
2	31	Torquil PATERSON	Suzuki	SV650	SL	7	56.301	4	0.162	71.788
3	88	Lewis NICOL	Suzuki	SV650	SL	7	56.715	6	0.576	74.443
4	21	Grant REID	Kawasaki	ER6	SL	7	57.417	6	1.278	76.248
5	34	Kenneth THIRLWALL	Kawasaki	ER6	SL	7	57.619	4	1.480	74.133
6	13	Andrew BARTON	Kawasaki	ER650	SL	7	58.131	6	1.992	73.749
7	800	Gordon CLARK	Kawasaki	ER6 650	SL	7	58.295	6	2.156	73.689
8	85	Steven HORNE	Kawasaki	ER6	SL	6	59.200	4	3.061	73.466
9	66	Kevin WATRET	Kawasaki	ER6	SL	6	59.631	5	3.492	65.037
10	22	Allan BROWN	Suzuki	SV650	SL	5	59.939	5	3.800	69.091
11	74	Christine WATSON	Kawasaki	ER6	SL	7	1:00.329	7	4.190	71.267
12	7	Raymond DUGUID	Yamaha	TRX850	SL	5	1:01.102	5	4.963	70.161
13	15	Finlay MILNE	Suzuki	SV650	SL	5	1:01.340	5	5.201	69.936
14	84	Paul MAGNAY	Suzuki	SV650	SL	7	1:01.595	4	5.456	70.835
15	55	Tom ROBINSON	Aprilia	RSV 450	SL	5	1:01.813	5	5.674	66.248
16	47	Joel BAVIDGE	Suzuki	Sv650	SL	4	1:02.438	3	6.299	67.505
17	12	Jimmy MUIR	Yamaha	FZR400	SL	6	1:05.486	6	9.347	66.227
18	33	Patrick POLLARD	Suzuki	SV650	SL			0		-

Clerk of the Course.

Orbits

Sig : Time :  
 Chief Timekeeper : Ian Sharp (SMART Timing)  
 Results available at [www.smart-timing.co.uk](http://www.smart-timing.co.uk) and [www.speedhive.com](http://www.speedhive.com)



## KMSC National Motorcycle Racing AC

### Scottish Championship Lightweights

Knockhill 1.267 miles

#### Qualifying

28/07/2018 11:00

Practice (10:00 Time) started at 10:29:14

Lap	Time of Day	Lap Tm	S1	S2	S3	SFSpd	S1Spd
<b>(155) Scott CAMPBELL</b>							
1	10:30:22.484	<b>1:04.945</b>	21.415	23.655	19.875	46.409	105.184
2	10:31:19.886	<b>57.402</b>	16.709	21.716	18.977	125.905	108.064
3	10:32:16.804	<b>56.918</b>	16.305	21.711	18.902	128.805	108.764
4	10:33:13.474	<b>56.670</b>	16.151	21.861	18.658	129.302	108.764
5	10:34:09.613	<b>56.139</b>	16.099	<b>21.304</b>	18.736	130.053	109.296
6	10:35:05.795	<b>56.182</b>	<b>16.050</b>	21.382	18.750	130.306	<b>109.474</b>
7	10:36:02.828	<b>57.033</b>	16.105	22.139	18.789	129.551	109.296
8	10:36:59.622	<b>56.794</b>	16.285	21.900	<b>18.609</b>	<b>130.560</b>	108.941
<b>(31) Torquil PATERSON</b>							
1	10:30:55.943	<b>1:08.189</b>	22.063	24.997	21.129	46.281	96.976
2	10:31:53.978	<b>58.035</b>	16.883	22.007	19.145	120.265	104.204
3	10:32:51.188	<b>57.210</b>	16.317	21.994	18.899	126.142	105.020
4	10:33:47.489	<b>56.301</b>	16.488	<b>21.094</b>	<b>18.719</b>	125.435	105.020
5	10:34:44.683	<b>57.194</b>	<b>16.097</b>	21.559	19.538	<b>126.857</b>	<b>106.859</b>
6	10:35:42.652	<b>57.969</b>	16.394	21.693	19.882	125.201	106.520
7	10:36:39.504	<b>56.852</b>	16.420	21.701	18.731	123.133	105.848
<b>(88) Lewis NICOL</b>							
1	10:30:27.128	<b>1:08.460</b>	22.997	25.132	20.331	43.833	97.117
2	10:31:29.961	<b>1:02.833</b>	18.859	23.993	19.981	111.474	102.611
3	10:32:31.458	<b>1:01.497</b>	17.974	23.731	19.792	118.356	103.882
4	10:33:30.246	<b>58.788</b>	16.797	22.436	19.555	123.133	105.515
5	10:34:27.416	<b>57.170</b>	16.609	21.727	18.834	<b>127.824</b>	<b>106.183</b>
6	10:35:24.131	<b>56.715</b>	16.504	<b>21.405</b>	<b>18.806</b>	126.618	105.349
7	10:36:23.641	<b>59.510</b>	<b>16.474</b>	23.855	19.181	126.380	105.515
<b>(21) Grant REID</b>							
1	10:30:26.186	<b>1:06.063</b>	21.728	24.558	19.777	47.426	90.198
2	10:31:24.668	<b>58.482</b>	16.868	22.189	19.425	128.068	107.372
3	10:32:22.738	<b>58.070</b>	16.494	22.064	19.512	127.824	<b>108.238</b>
4	10:33:20.865	<b>58.127</b>	<b>16.380</b>			128.313	107.372
5	10:34:18.522	<b>57.657</b>	16.548			129.551	108.064
6	10:35:15.939	<b>57.417</b>	16.472	<b>21.637</b>	19.308	128.559	107.717
7	10:36:13.492	<b>57.553</b>	16.569	21.743	<b>19.241</b>	129.551	107.544
<b>(34) Kenneth THIRLWALL</b>							
1	10:30:35.182	<b>1:08.709</b>	21.839	26.050	20.820	46.281	102.768
2	10:31:35.491	<b>1:00.309</b>	17.439	22.758	20.112	125.201	106.351
3	10:32:34.614	<b>59.123</b>	17.104	22.590	19.429	128.068	106.183
4	10:33:32.233	<b>57.619</b>	16.607	21.847	19.165	128.559	107.030
5	10:34:30.025	<b>57.792</b>	<b>16.390</b>	22.057	19.345	129.802	<b>107.372</b>
6	10:35:27.750	<b>57.725</b>	16.569	<b>21.772</b>	19.384	<b>130.814</b>	107.201
7	10:36:25.437	<b>57.687</b>	16.657	21.933	<b>19.097</b>	129.302	106.520
<b>(13) Andrew BARTON</b>							
1	10:30:28.051	<b>1:08.248</b>	22.847	25.118	20.283	42.908	96.558
2	10:31:30.072	<b>1:02.021</b>	18.355	24.020	19.646	115.305	101.678
3	10:32:30.346	<b>1:00.274</b>	17.747	22.841	19.686	122.908	103.561
4	10:33:30.044	<b>59.698</b>	16.962	23.147	19.589	123.360	104.529
5	10:34:29.596	<b>59.552</b>	17.421	22.712	<b>19.419</b>	123.360	<b>105.349</b>
6	10:35:27.727	<b>58.131</b>	<b>16.546</b>	<b>22.040</b>	19.545	<b>127.581</b>	105.020
7	10:36:27.679	<b>59.952</b>	17.293	22.954	19.705	126.142	105.020
<b>(800) Gordon CLARK</b>							
1	10:30:29.353	<b>1:08.552</b>	22.684	25.322	20.546	44.948	90.564
2	10:31:31.846	<b>1:02.493</b>	17.960			118.985	106.183
3	10:32:32.073	<b>1:00.227</b>	17.424	22.991	19.812	123.360	107.201
4	10:33:30.717	<b>58.644</b>	17.141	22.387	<b>19.116</b>	123.815	<b>108.064</b>
5	10:34:29.839	<b>59.122</b>	<b>16.835</b>	22.961	19.326	123.815	105.020
6	10:35:28.134	<b>58.295</b>	16.929	<b>22.203</b>	19.163	124.968	106.689
7	10:36:28.029	<b>59.895</b>	17.023	23.369	19.503	120.480	108.064
<b>(85) Steven HORNE</b>							
1	10:30:29.546	<b>1:06.475</b>	21.232	24.936	20.307	51.071	100.611
2	10:31:28.986	<b>59.440</b>	17.117	22.703	19.620	<b>125.670</b>	106.183
3	10:32:28.272	<b>59.286</b>	17.075	22.721	<b>19.490</b>	125.201	<b>106.520</b>
4	10:33:27.472	<b>59.200</b>	<b>17.056</b>	<b>22.577</b>	19.567	124.044	104.529
5	10:34:27.086	<b>59.614</b>	17.128	22.634	19.852	125.201	106.183
6	10:35:27.261	<b>1:00.175</b>	17.945	22.724	19.506	121.792	104.366
<b>(66) Kevin WATRET</b>							

Lap	Time of Day	Lap Tm	S1	S2	S3	SFSpd	S1Spd
1	10:30:25.750	<b>1:09.420</b>	23.274	25.504	20.642	41.501	92.054
2	10:31:28.095	<b>1:02.345</b>	18.318	23.989	20.038	114.323	104.366
3	10:32:29.447	<b>1:01.352</b>	17.572	23.805	19.975	117.116	103.242
4	10:33:29.813	<b>1:00.366</b>	17.169	23.454	19.743	123.360	105.515
5	10:34:29.444	<b>59.631</b>	<b>16.895</b>	<b>23.158</b>	<b>19.578</b>	<b>124.504</b>	106.015
6	10:36:15.539	<b>1:46.095</b>	17.793	24.177	1:04.125	120.049	<b>106.351</b>
<b>(22) Allan BROWN</b>							
1	10:30:37.884	<b>1:12.060</b>	22.976	27.005	22.079	47.628	92.947
2	10:31:39.636	<b>1:01.752</b>	18.442	23.337	<b>19.973</b>	115.903	98.833
3	10:32:43.295	<b>1:03.659</b>	17.382	23.701	22.576	122.459	101.678
4	10:33:44.894	<b>1:01.599</b>	17.378	23.837	20.384	120.697	<b>102.768</b>
5	10:34:44.833	<b>59.939</b>	17.307	<b>22.651</b>	19.981	<b>123.133</b>	102.298
<b>(74) Christine WATSON</b>							
1	10:30:36.769	<b>1:12.330</b>	23.620	27.123	21.587	46.377	101.066
2	10:31:38.702	<b>1:01.933</b>	17.997	23.606	20.330	123.133	106.351
3	10:32:39.649	<b>1:00.947</b>	17.501	23.406	20.040	127.581	106.520
4	10:33:40.029	<b>1:00.380</b>	<b>17.242</b>	23.505	19.633	128.559	<b>108.413</b>
5	10:34:40.592	<b>1:00.563</b>	17.439	<b>23.324</b>	19.800	<b>128.805</b>	106.183
6	10:35:42.427	<b>1:01.835</b>	17.332	23.871	20.632	125.670	106.520
7	10:36:42.756	<b>1:00.329</b>	17.361	23.380	<b>19.588</b>	124.504	106.859
<b>(7) Raymond DUGUID</b>							
1	10:30:31.903	<b>1:10.279</b>	22.934	26.284	21.061	47.392	92.562
2	10:31:34.412	<b>1:02.509</b>	18.092	24.168	<b>20.249</b>	121.133	<b>100.611</b>
3	10:32:36.934	<b>1:02.522</b>	17.934	23.954	20.634	<b>122.014</b>	98.979
4	10:33:38.697	<b>1:01.763</b>	17.781	23.656	20.326	122.014	100.161
5	10:34:39.799	<b>1:01.102</b>	<b>17.635</b>	<b>23.135</b>	20.332	121.792	100.011
<b>(15) Finlay MILNE</b>							
1	10:30:31.784	<b>1:09.200</b>	21.530	26.399	21.271	49.968	96.419
2	10:31:35.333	<b>1:03.549</b>	17.825	24.886	20.838	120.049	98.398
3	10:32:37.769	<b>1:02.436</b>	17.574	24.389	20.473	<b>121.133</b>	97.540
4	10:33:39.507	<b>1:01.738</b>	<b>17.363</b>	23.989	<b>20.386</b>	120.915	<b>99.863</b>
5	10:34:40.847	<b>1:01.340</b>	17.461	<b>23.443</b>	20.436	121.133	98.254
<b>(84) Paul MAGNAY</b>							
1	10:30:32.709	<b>1:09.831</b>	22.451	26.133	21.247	47.259	96.558
2	10:31:35.735	<b>1:03.026</b>	17.931	24.314	20.781	118.565	<b>100.310</b>
3	10:32:38.183	<b>1:02.448</b>	18.164	23.886	20.398	119.409	99.714
4	10:33:39.778	<b>1:01.595</b>	<b>17.518</b>	23.781	<b>20.296</b>	117.321	100.310
5	10:34:41.569	<b>1:01.791</b>	17.687	23.787	20.317	<b>120.480</b>	99.863
6	10:35:43.762	<b>1:02.193</b>	17.986	<b>23.213</b>	20.994	119.835	99.272
7	10:36:45.489	<b>1:01.727</b>	17.889	23.464	20.374	116.506	99.566
<b>(55) Tom ROBINSON</b>							
1	10:30:44.948	<b>1:15.755</b>	23.943	28.850	22.962	41.527	77.313
2	10:31:51.368	<b>1:06.420</b>	18.778	26.097	21.545	112.597	89.358
3	10:32:54.775	<b>1:03.407</b>	18.013	24.692	20.702	113.742	94.518
4	10:33:57.185	<b>1:02.410</b>	<b>17.520</b>	24.573	20.317	<b>116.709</b>	93.205
5	10:34:58.998	<b>1:01.813</b>	17.713	<b>23.969</b>	<b>20.131</b>	116.506	<b>94.919</b>
<b>(47) Joel BAVIDGE</b>							
1	10:30:35.407	<b>1:11.525</b>	23.314			46.797	95.731
2	10:31:38.144	<b>1:02.737</b>	18.493			119.196	99.125
3	10:32:40.582	<b>1:02.438</b>	<b>18.089</b>	<b>23.961</b>	<b>20.388</b>	<b>122.236</b>	98.979
4	10:33:45.023	<b>1:04.441</b>					

## KMSC National Motorcycle Racing AC

Scottish Championship Lightweights

Knockhill 1.267 miles

Race 1 - 1st Race

28/07/2018 13:15

Race (10 Laps)



POLE POSITION

3	2	1	1
88 Lewis NICOL 56.715	31 Torquil PATERSON 56.301	155 Scott CAMPBELL 56.139	1
6	5	4	2
13 Andrew BARTON 58.131	34 Kenneth THIRLWALL 57.619	21 Grant REID 57.417	2
9	8	7	3
66 Kevin WATRET 59.631	85 Steven HORNE 59.200	800 Gordon CLARK 58.295	3
12	11	10	4
7 Raymond DUGUID 1:01.102	74 Christine WATSON 1:00.329	22 Allan BROWN 59.939	4
15	14	13	5
55 Tom ROBINSON 1:01.813	84 Paul MAGNAY 1:01.595	15 Finlay MILNE 1:01.340	5
18	17	16	6
33 Patrick POLLARD	12 Jimmy MUIR 1:05.486	47 Joel BAVIDGE 1:02.438	6

Clerk of the Course.

Orbits

Sig : Time :  
Chief Timekeeper : Ian Sharp (SMART Timing)  
Results available at [www.smart-timing.co.uk](http://www.smart-timing.co.uk) and [www.speedhive.com](http://www.speedhive.com)





## KMSC National Motorcycle Racing AC


Scottish Championship Lightweights

Knockhill 1.267 miles

Race 22 - 2nd Race

29/07/2018 12:45

Race (10 Laps)



POLE POSITION

			POLE POSITION	
<b>3</b>	<b>2</b>	<b>1</b>		<b>1</b>
88 Lewis NICOL 56.715	31 Torquil PATERSON 56.301	155 Scott CAMPBELL 56.139		
<b>6</b>	<b>5</b>	<b>4</b>		<b>2</b>
13 Andrew BARTON 58.131	34 Kenneth THIRLWALL 57.619	21 Grant REID 57.417		
<b>9</b>	<b>8</b>	<b>7</b>		<b>3</b>
66 Kevin WATRET 59.631	85 Steven HORNE 59.200	800 Gordon CLARK 58.295		
<b>12</b>	<b>11</b>	<b>10</b>		<b>4</b>
7 Raymond DUGUID 1:01.102	74 Christine WATSON 1:00.329	22 Allan BROWN 59.939		
<b>15</b>	<b>14</b>	<b>13</b>		<b>5</b>
55 Tom ROBINSON 1:01.813	84 Paul MAGNAY 1:01.595	15 Finlay MILNE 1:01.340		
<b>18</b>	<b>17</b>	<b>16</b>		<b>6</b>
33 Patrick POLLARD	12 Jimmy MUIR 1:05.486	47 Joel BAVIDGE 1:02.438		

Clerk of the Course.

Orbits

Sig :                      Time :  
 Chief Timekeeper : Ian Sharp (SMART Timing)  
 Results available at [www.smart-timing.co.uk](http://www.smart-timing.co.uk) and [www.speedhive.com](http://www.speedhive.com)







# Qualifying Results

**KMSC National Motorcycle Racing AC****Sorted on best lap time**

KMSC 125's and KMSC F400's

Knockhill 1.267 miles

Qualifying

28/07/2018 11:15

Practice (10:00 Time) started at 10:41:31

Pos	No.	Name	Make/Model	CC	Class	Laps	Best Tm	In Lap	Diff	Avg. Speed
1	58	James McLAREN			F400	5	1:00.615	4		69.484
2	22	Ross MAGUIRE	Aprilia	RS125	F125	10	1:01.587	10	0.972	70.414
3	99	Marc GIBSON	Kawasaki	ZXR400	F400	8	1:01.865	8	1.250	56.750
4	33	Declan CONNELL	Aprilia	RS125	F125	8	1:03.128	6	2.513	69.724
5	117	Lianne MAYHEW	Kawasaki	ER6	F400	7	1:04.353	5	3.738	66.713
6	55	Owen PATERSON	Aprilia	RS125	F125	9	1:04.981	3	4.366	66.839
7	122	Logan TURNER	Aprilia	RS125	F125	9	1:05.498	9	4.883	66.116
8	12	Jimmy MUIR	Aprilia	RS125	F125	7	1:06.820	7	6.205	49.590
9	118	Rod WALKER	Kawasaki	ZXR400	F400	5	1:07.079	4	6.464	62.373
10	27	Jordan HAY	Aprilia	RS125	F125	8	1:08.267	7	7.652	61.004
11	84	Samual LAIDLLOW	Aprilia	RS125	F125	8	1:08.637	4	8.022	56.929
12	590	Ian AITKEN	Suzuki	GSXR 400	F400	8	1:13.076	7	12.461	59.207
13	16	Mia KELLAS	Aprilia	RS125	F125	6	1:14.567	6	13.952	56.236
14	19	Fletcher McINALLY	Aprilia	RS125	F125	6	1:19.697	5	19.082	54.093
15	69	Mark BOWRAN	Kawasaki	ZXR400	F400			0		-

Clerk of the Course.

Orbits

Sig : Time :

Chief Timekeeper : Ian Sharp (SMART Timing)

Results available at [www.smart-timing.co.uk](http://www.smart-timing.co.uk) and [www.speedhive.com](http://www.speedhive.com)

Printed: 28/07/2018 10:55:09



## KMSC National Motorcycle Racing AC

KMSC 125's and KMSC F400's

Knockhill 1.267 miles

Qualifying

28/07/2018 11:15

Practice (10:00 Time) started at 10:41:31

Lap	Time of Day	Lap Tm	S1	S2	S3	SFSpd	S1Spd
<b>(58) James McLAREN</b>							
1	10:42:53.084	<b>1:10.553</b>	22.936	25.226	22.391	42.286	93.857
2	10:43:55.354	<b>1:02.270</b>	17.875	23.834	20.561	116.506	96.836
3	10:44:56.915	<b>1:01.561</b>	17.561	23.425	20.575	118.147	96.836
4	10:45:57.530	<b>1:00.615</b>	<b>17.249</b>	<b>22.970</b>	<b>20.396</b>	<b>118.356</b>	<b>98.111</b>
5	10:46:59.360	<b>1:01.830</b>	17.557	23.810	20.463	116.912	97.540

Lap	Time of Day	Lap Tm	S1	S2	S3	SFSpd	S1Spd
<b>(22) Ross MAGUIRE</b>							
1	10:42:49.016	<b>1:13.281</b>	23.045	27.655	22.581	48.106	81.146
2	10:43:53.138	<b>1:04.122</b>	18.669	24.339	21.114	101.678	83.989
3	10:44:56.583	<b>1:03.445</b>	18.673	23.695	21.077	<b>103.721</b>	83.885
4	10:45:59.144	<b>1:02.561</b>	18.525	23.375	20.661	101.832	84.412
5	10:47:03.834	<b>1:04.690</b>	18.219	24.574	21.897	102.768	84.518
6	10:48:05.961	<b>1:02.127</b>	18.033	23.264	20.830	100.914	84.839
7	10:49:11.410	<b>1:05.449</b>	18.055	26.344	21.050	102.926	<b>84.946</b>
8	10:50:15.152	<b>1:03.742</b>	18.925	24.128	20.689	102.454	80.176
9	10:51:17.321	<b>1:02.169</b>	18.468	<b>22.923</b>	20.778	102.454	84.625
10	10:52:18.908	<b>1:01.587</b>	<b>17.997</b>	22.976	<b>20.614</b>	99.566	84.732

Lap	Time of Day	Lap Tm	S1	S2	S3	SFSpd	S1Spd
<b>(99) Marc GIBSON</b>							
1	10:42:58.123	<b>1:19.405</b>	27.629	28.342	23.434	32.944	83.780
2	10:44:08.360	<b>1:10.237</b>	20.672	26.204	23.361	108.941	91.802
3	10:45:14.761	<b>1:06.401</b>	19.539	25.602	21.260	111.290	90.198
4	10:46:21.784	<b>1:07.023</b>	19.384	26.089	21.550	112.033	87.040
5	10:48:55.923	<b>2:34.139</b>	19.679	25.229	1:49.231	111.846	90.932
6	10:50:07.151	<b>1:11.228</b>	23.423	24.882	22.923	41.734	90.564
7	10:51:12.260	<b>1:05.109</b>	18.823	24.786	21.500	113.549	95.868
8	10:52:14.125	<b>1:01.865</b>	<b>17.947</b>	<b>23.582</b>	<b>20.336</b>	<b>113.935</b>	<b>96.143</b>

Lap	Time of Day	Lap Tm	S1	S2	S3	SFSpd	S1Spd
<b>(33) Declan CONNELL</b>							
1	10:42:48.247	<b>1:13.012</b>	23.571			42.312	80.950
2	10:43:53.030	<b>1:04.783</b>	19.035			101.066	82.341
3	10:44:57.345	<b>1:04.315</b>	18.958			101.371	83.571
4	10:46:00.540	<b>1:03.195</b>	18.473			<b>102.926</b>	<b>84.732</b>
5	10:47:04.021	<b>1:03.481</b>	18.595			102.298	84.200
6	10:48:07.149	<b>1:03.128</b>	<b>18.459</b>			102.611	83.989
7	10:49:11.130	<b>1:03.981</b>	18.839			101.987	82.240
8	10:50:14.480	<b>1:03.350</b>	18.742			100.914	83.363

Lap	Time of Day	Lap Tm	S1	S2	S3	SFSpd	S1Spd
<b>(117) Lianne MAYHEW</b>							
1	10:42:58.284	<b>1:14.643</b>	24.060	27.437	23.146	44.679	94.919
2	10:44:04.410	<b>1:06.126</b>	18.880	25.187	22.059	107.890	94.252
3	10:45:09.698	<b>1:05.288</b>	19.036	24.584	21.668	110.739	93.988
4	10:46:14.494	<b>1:04.796</b>	18.537	24.612	21.647	<b>112.408</b>	95.188
5	10:47:18.847	<b>1:04.353</b>	18.521	<b>24.257</b>	<b>21.575</b>	112.408	<b>96.836</b>
6	10:48:24.997	<b>1:06.150</b>	19.805	24.618	21.727	112.408	95.459
7	10:49:29.733	<b>1:04.736</b>	18.553	24.596	21.587	111.290	95.731

Lap	Time of Day	Lap Tm	S1	S2	S3	SFSpd	S1Spd
<b>(55) Owen PATERSON</b>							
1	10:42:59.208	<b>1:11.518</b>	23.299	25.795	22.424	39.336	<b>83.571</b>
2	10:44:04.901	<b>1:05.693</b>	<b>18.618</b>			<b>101.524</b>	83.363
3	10:45:09.882	<b>1:04.981</b>	18.720	24.793	<b>21.468</b>	100.611	82.039
4	10:46:14.914	<b>1:05.032</b>	18.622			99.566	82.139
5	10:47:22.464	<b>1:07.550</b>	18.739	26.166	22.645	100.011	81.048
6	10:48:27.966	<b>1:05.502</b>	19.000	24.763	21.739	98.111	82.645
7	10:49:33.539	<b>1:05.573</b>	18.802	25.034	21.737	99.419	82.240
8	10:50:39.648	<b>1:06.109</b>	19.301	<b>24.547</b>	22.261	98.979	81.244
9	10:51:45.311	<b>1:05.663</b>	18.847	24.808	22.008	97.682	81.048

Lap	Time of Day	Lap Tm	S1	S2	S3	SFSpd	S1Spd
<b>(122) Logan TURNER</b>							
1	10:43:01.635	<b>1:13.334</b>	23.775			47.259	77.941
2	10:44:08.802	<b>1:07.167</b>	19.749			<b>99.566</b>	
3	10:45:16.055	<b>1:07.253</b>	19.774			99.419	<b>81.739</b>
4	10:46:22.911	<b>1:06.856</b>	19.759			99.125	80.658
5	10:47:28.686	<b>1:05.775</b>	<b>19.458</b>			99.419	81.441
6	10:48:35.001	<b>1:06.315</b>	19.624			97.682	80.368
7	10:49:40.765	<b>1:05.764</b>	19.621			97.399	79.795
8	10:50:46.532	<b>1:05.767</b>	19.682			99.125	80.465
9	10:51:52.030	<b>1:05.498</b>	19.530			98.833	80.176

Lap	Time of Day	Lap Tm	S1	S2	S3	SFSpd	S1Spd
<b>(12) Jimmy MUIR</b>							
1	10:42:53.899	<b>1:14.030</b>	23.298			40.969	
2	10:44:05.060	<b>1:11.161</b>	20.385			98.111	

Lap	Time of Day	Lap Tm	S1	S2	S3	SFSpd	S1Spd
3	10:45:14.614	<b>1:09.554</b>	20.240			97.967	
4	10:46:23.387	<b>3:32.387</b>	21.295			95.868	
5	10:47:36.864	<b>1:11.863</b>	21.856	26.565	23.442	41.170	<b>83.260</b>
6	10:48:50.160	<b>1:09.296</b>	20.163	26.428	22.705	<b>99.863</b>	83.054
7	10:50:04.980	<b>1:06.820</b>	<b>19.239</b>	<b>25.496</b>	<b>22.085</b>	99.272	83.054

Lap	Time of Day	Lap Tm	S1	S2	S3	SFSpd	S1Spd
<b>(118) Rod WALKER</b>							
1	10:43:02.319	<b>1:20.380</b>	26.551	29.940	23.889	41.297	87.153
2	10:44:11.808	<b>1:09.489</b>	20.339	26.723	22.427	111.846	<b>93.076</b>
3	10:45:18.917	<b>1:07.109</b>	19.477	25.859	<b>21.773</b>	<b>114.518</b>	93.076
4	10:46:25.996	<b>1:07.079</b>	<b>18.884</b>	<b>25.337</b>	22.858	112.976	92.690
5	10:47:36.778	<b>1:10.782</b>	21.367	26.681	22.734	111.474	89.358

Lap	Time of Day	Lap Tm	S1	S2	S3	SFSpd	S1Spd
<b>(27) Jordan HAY</b>							
1	10:43:12.568	<b>1:22.704</b>	26.145	30.911	25.648	41.968	73.989
2	10:44:28.847	<b>1:16.279</b>	22.854	29.111	24.314	87.153	75.828
3	10:45:40.882	<b>1:12.035</b>	21.714	27.299	23.022	94.518	77.851
4	10:46:51.734	<b>1:10.852</b>	21.178	26.756	22.918	96.558	78.765
5	10:48:01.619	<b>1:09.885</b>	20.671	26.169	23.045	95.868	79.043
6	10:49:11.221	<b>1:09.602</b>	20.713	26.300	22.589	95.868	79.043
7	10:50:19.488	<b>1:08.267</b>	<b>20.401</b>	<b>25.414</b>	<b>22.452</b>	96.836	<b>79.700</b>
8	10:51:29.287	<b>1:09.799</b>	21.006	25.980	22.813	<b>97.399</b>	78.672

Lap	Time of Day	Lap Tm	S1	S2	S3	SFSpd	S1Spd
<b>(84) Samuel LAIDLAW</b>							
1	10:42:52.969	<b>1:13.900</b>	23.022	27.631	23.247	43.548	78.857
2	10:44:04.100	<b>1:11.131</b>	21.061	26.727	23.343	95.731	78.305
3	10:45:13.708	<b>1:09.608</b>	20.527	26.134	22.947	96.419	79.511
4	10:46:22.345	<b>1:08.637</b>	<b>19.964</b>	<b>25.956</b>	<b>22.717</b>	<b>97.117</b>	79.136
5	10:48:38.838	<b>2:16.493</b>	24.640	33.613	1:18.240	94.785	60.349
6	10:49:52.548	<b>1:13.710</b>	23.596	26.729	23.385	32.832	79.417
7	10:51:02.487	<b>1:09.939</b>	20.616	26.582	22.741	96.281	78.397
8	10:52:12.097	<b>1:09.610</b>	20.146	26.402	23.062	96.281	<b>79.606</b>

Lap	Time of Day	Lap Tm	S1	S2	S3	SFSpd	S1Spd
<b>(590) Ian AITKEN</b>							
1	10:43:06.543	<b>1:20.613</b>	25.834	29.521	25.258	44.649	78.672
2	10:44:22.025	<b>1:15.482</b>	21.621	29.031	24.830	95.323	76.870
3	10:45:37.094	<b>1:15.069</b>	21.626	28.603	24.840	<b>97.540</b>	78.488
4	10:46:51.745	<b>1:14.651</b>	21.758	28.055	24.838	95.323	<b>79.136</b>
5	10:48:06.138	<b>1:14.393</b>	21.803	28.105	24.485	94.919	78.305
6	10:49:20.315	<b>1:14.177</b>	21.399	28.283	24.495	94.919	78.214
7	10:50:33.391	<b>1:13.076</b>	<b>21.272</b>	<b>27.456</b>	<b>24.348</b>	93.205	78.672
8	10:51:47.445	<b>1:14.054</b>	21.771	27.643	24		

## KMSC National Motorcycle Racing AC


KMSC 125's and KMSC F400's

Knockhill 1.267 miles

Race 2 - 1st Race

28/07/2018 13:30

Race (10 Laps)



POLE POSITION

<b>3</b>	<b>2</b>	<b>1</b>	<b>1</b>
99 Marc GIBSON 1:01.865	22 Ross MAGUIRE 1:01.587	58 James McLAREN 1:00.615	
<b>6</b>	<b>5</b>	<b>4</b>	<b>2</b>
55 Owen PATERSON 1:04.981	117 Lianne MAYHEW 1:04.353	33 Declan CONNELL 1:03.128	
<b>9</b>	<b>8</b>	<b>7</b>	<b>3</b>
118 Rod WALKER 1:07.079	12 Jimmy MUIR 1:06.820	122 Logan TURNER 1:05.498	
<b>12</b>	<b>11</b>	<b>10</b>	<b>4</b>
590 Ian AITKEN 1:13.076	84 Samuel LAIDLAW 1:08.637	27 Jordan HAY 1:08.267	
<b>15</b>	<b>14</b>	<b>13</b>	<b>5</b>
69 Mark BOWRAN	19 Fletcher McINALLY 1:19.697	16 Mia KELLAS 1:14.567	

Clerk of the Course.

Sig : Time :

Chief Timekeeper : Ian Sharp (SMART Timing)

Results available at [www.smart-timing.co.uk](http://www.smart-timing.co.uk) and [www.speedhive.com](http://www.speedhive.com)

Printed: 28/07/2018 10:54:39

Orbits



# Qualifying Results

**KMSC National Motorcycle Racing AC**
**Sorted on best lap time**
**National CB500's**
**Knockhill 1.267 miles**
**Qualifying**
**28/07/2018 11:30**
**Practice (10:00 Time) started at 10:56:22**

Pos	No.	Name	Make/Model	CC	Class	Laps	Best Tm	In Lap	Diff	Avg. Speed
1	87	Jodie CHALK	Honda	CB500	CB	8	1:01.470	7		71.873
2	144	Keith SHEPHERD	Honda	CB500	CB	8	1:01.501	5	0.031	71.710
3	13	Andrew BARTON	Honda	CB500	CB	10	1:01.553	8	0.083	70.744
4	47	Steve KAIN	Honda	CB500	CB	9	1:01.612	5	0.142	70.667
5	48	Allan BROOKBANKS	Honda	CB500	CB	10	1:01.670	9	0.200	71.277
6	23	Ross McCLEARY	Honda	CB500	CB	10	1:01.850	7	0.380	70.321
7	111	Jimmy SHANKS	Honda	CB500	CB	10	1:02.232	4	0.762	71.443
8	26	Raymond REID	Honda	CB500	CB	10	1:02.561	6	1.091	70.211
9	114	Martin CURRAH	Honda	CB500	CB	10	1:03.014	9	1.544	69.296
10	7	Colvin DENHOLM	Honda	CB500	CB	10	1:03.266	7	1.796	69.819
11	50	Shane GODDEN	Honda	CB500	CB	9	1:05.277	9	3.807	66.093
12	96	Andrew KIRKWOOD	Honda	CB500	CB	9	1:05.387	9	3.917	66.382
13	35	Daryn PETERS	Honda	CB500	CB	9	1:06.104	8	4.634	64.910
14	73	Fraser CAMERON	Honda	CB500	CB	9	1:06.197	7	4.727	65.227
15	333	Peter DOLAN	Honda	CB500	CB	9	1:06.552	5	5.082	65.503
16	55	Allan McCLEARY	Honda	CB500	CB	9	1:06.560	9	5.090	65.279
17	91	Brian ALEXANDER	Honda	CB500	CB	9	1:06.839	5	5.369	66.165
18	39	Scott YOUNG	Honda	CB500	CB	9	1:07.130	8	5.660	63.739
19	57	Chris MANGHAN	Honda	CB500	CB	9	1:07.534	7	6.064	61.859
20	666	David MAGRATH	Honda	CB500	CB	9	1:07.569	6	6.099	65.312
21	58	Ross ALLAN	Honda	CB500	CB	9	1:07.715	8	6.245	63.194
22	222	Colin READ	Honda	CB500	CB	4	1:08.215	4	6.745	62.106

Clerk of the Course.

Orbits

Sig : Time :

Chief Timekeeper : Ian Sharp (SMART Timing)

 Results available at [www.smart-timing.co.uk](http://www.smart-timing.co.uk) and [www.speedhive.com](http://www.speedhive.com)

Printed: 28/07/2018 11:12:21



## KMSC National Motorcycle Racing AC

National CB500's

Knockhill 1.267 miles

Qualifying

28/07/2018 11:30

Practice (10:00 Time) started at 10:56:22

Lap	Time of Day	Lap Tm	S1	S2	S3	SFSpd	S1Spd	Lap	Time of Day	Lap Tm	S1	S2	S3	SFSpd	S1Spd
<b>(87) Jodie CHALK</b>															
1	10:57:33.846	<b>1:08.605</b>	20.974	25.672	21.959	52.021	89.716	6	11:02:50.727	<b>1:03.783</b>	18.414	24.017	21.352	105.681	88.068
2	10:58:38.352	<b>1:04.506</b>	18.528	24.649	21.329	107.717	90.932	7	11:03:53.455	<b>1:02.728</b>	18.371	23.669	20.688	107.030	88.649
3	10:59:40.615	<b>1:02.263</b>	18.175	23.542	<b>20.546</b>	107.717	<b>92.181</b>	8	11:04:56.174	<b>1:02.719</b>	18.226	23.540	20.953	107.201	89.002
4	11:00:42.234	<b>1:01.619</b>	<b>17.614</b>	23.416	20.589	<b>110.193</b>	91.427	9	11:05:58.880	<b>1:02.706</b>	<b>18.143</b>	23.500	21.063	106.351	89.477
5	11:01:44.220	<b>1:01.986</b>	17.826	23.351	20.809	108.764	91.303	10	11:07:01.404	<b>1:02.524</b>	18.177	23.638	20.709	107.201	88.884
6	11:02:46.062	<b>1:01.842</b>	18.201	<b>23.073</b>	20.568	108.064	91.179	<b>(26) Raymond REID</b>							
7	11:03:47.532	<b>1:01.470</b>	17.786	23.128	20.556	108.764	91.928	1	10:57:41.755	<b>1:10.521</b>	22.138	25.988	22.395	43.239	89.120
8	11:04:50.659	<b>1:03.127</b>	17.876	24.205	21.046	110.012	91.179	2	10:58:47.125	<b>1:05.370</b>	18.704	24.957	21.709	106.859	89.957
<b>(144) Keith SHEPHERD</b>															
1	10:57:34.360	<b>1:08.467</b>	20.993	25.343	22.131	49.673	89.477	3	10:59:50.765	<b>1:03.640</b>	18.387	24.032	21.221	107.717	89.358
2	10:58:38.552	<b>1:04.192</b>	18.365	24.597	21.230	107.544	91.055	4	11:00:54.927	<b>1:04.162</b>	18.315	24.537	21.310	<b>109.474</b>	91.055
3	10:59:40.609	<b>1:02.057</b>	17.801	23.250	21.006	<b>109.474</b>	90.320	5	11:01:58.494	<b>1:03.567</b>	18.011	24.165	21.391	109.118	<b>92.181</b>
4	11:00:43.153	<b>1:02.544</b>	18.455	23.134	20.955	107.201	90.077	6	11:03:01.055	<b>1:02.561</b>	18.206	<b>23.313</b>	21.042	107.717	90.442
5	11:01:44.654	<b>1:01.501</b>	17.682	<b>22.984</b>	20.835	108.064	90.686	7	11:04:03.814	<b>1:02.759</b>	17.900	<b>23.839</b>	<b>21.020</b>	108.238	91.677
6	11:02:46.474	<b>1:01.820</b>	18.174	22.998	<b>20.648</b>	108.064	90.442	8	11:05:06.882	<b>1:03.068</b>	18.219	23.554	21.295	108.064	90.932
7	11:03:48.048	<b>1:01.574</b>	17.718	23.002	20.854	108.064	<b>91.303</b>	9	11:06:09.708	<b>1:02.826</b>	<b>17.734</b>	23.795	21.297	107.372	91.677
8	11:04:51.817	<b>1:03.769</b>	17.678	24.300	21.791	108.064	90.686	10	11:07:12.599	<b>1:02.891</b>	18.171	23.341	21.379	108.238	91.928
<b>(13) Andrew BARTON</b>															
1	10:57:42.230	<b>1:10.126</b>	23.293	24.522	22.311	37.532	87.494	<b>(114) Martin CURRAH</b>							
2	10:58:45.742	<b>1:03.512</b>	18.774	23.677	21.061	105.681	89.002	1	10:57:43.964	<b>1:12.617</b>	23.541	26.810	22.266	35.753	87.380
3	10:59:49.216	<b>1:03.474</b>	18.477	23.616	21.381	108.764	89.120	2	10:58:51.364	<b>1:07.400</b>	19.073	26.448	21.879	106.520	88.532
4	11:00:51.630	<b>1:02.414</b>	18.194	23.280	20.940	106.859	88.299	3	10:59:56.665	<b>1:05.301</b>	18.930	24.978	21.393	107.372	91.055
5	11:01:53.267	<b>1:01.637</b>	18.328	22.817	<b>20.492</b>	106.015	89.002	4	11:01:00.925	<b>1:04.260</b>	18.189	24.707	21.364	108.413	90.809
6	11:02:55.348	<b>1:02.081</b>	18.090	23.114	20.877	<b>108.764</b>	89.002	5	11:02:04.701	<b>1:03.776</b>	18.294	24.341	21.141	108.064	90.686
7	11:03:57.838	<b>1:02.490</b>	18.336	23.449	20.705	<b>109.118</b>	88.884	6	11:03:08.194	<b>1:03.493</b>	17.966	24.310	21.217	<b>108.941</b>	91.055
8	11:04:59.391	<b>1:01.553</b>	<b>18.032</b>	<b>22.803</b>	20.718	107.372	89.120	7	11:04:11.527	<b>1:03.333</b>	18.004	24.285	<b>21.044</b>	107.372	90.198
9	11:06:03.856	<b>1:04.465</b>	18.403	23.873	22.189	109.118	89.239	8	11:05:14.974	<b>1:03.447</b>	17.984	24.184	21.279	108.064	90.320
10	11:07:07.707	<b>1:03.851</b>	18.307	23.280	22.264	105.681	<b>89.477</b>	9	11:06:17.988	<b>1:03.014</b>	<b>17.912</b>	<b>23.699</b>	21.403	108.238	90.932
<b>(47) Steve KAIN</b>															
1	10:57:39.496	<b>1:10.658</b>	22.254	25.484	22.920	44.978	86.035	10	11:07:21.185	<b>1:03.197</b>	17.933	24.049	21.215	107.717	<b>91.179</b>
2	10:58:45.280	<b>1:05.784</b>	19.089	24.719	21.976	103.721	89.836	<b>(7) Colvin DENHOLM</b>							
3	10:59:49.432	<b>1:04.152</b>	18.289	24.145	21.718	105.349	90.320	1	10:57:40.638	<b>1:11.204</b>	22.719	26.342	22.143	44.978	86.368
4	11:00:54.360	<b>1:04.928</b>	19.002	24.969	20.957	95.323	81.146	2	10:58:45.938	<b>1:05.300</b>	18.872	24.790	21.638	104.856	88.183
5	11:01:55.972	<b>1:01.612</b>	17.493	23.486	20.633	110.922	92.818	3	10:59:49.951	<b>1:04.013</b>	18.482	24.127	21.404	106.520	89.358
6	11:02:57.692	<b>1:01.720</b>	17.798	<b>23.352</b>	<b>20.570</b>	<b>112.597</b>	93.205	4	11:00:54.306	<b>1:04.355</b>	18.530	24.213	21.612	<b>106.859</b>	88.884
7	11:03:59.916	<b>1:02.224</b>	17.586	<b>23.877</b>	20.761	112.220	92.076	5	11:01:58.466	<b>1:04.160</b>	<b>18.273</b>	24.241	21.646	105.184	<b>89.596</b>
8	11:05:01.986	<b>1:02.070</b>	18.008	23.370	20.692	111.474	92.054	6	11:03:02.170	<b>1:03.704</b>	18.311	24.047	21.346	106.015	88.416
9	11:06:03.872	<b>1:01.886</b>	<b>17.473</b>	23.676	20.737	112.220	<b>94.120</b>	7	11:04:05.436	<b>1:03.266</b>	18.540	<b>23.765</b>	<b>20.961</b>	105.848	89.239
<b>(48) Allan BROOKBANKS</b>															
1	10:57:39.063	<b>1:11.385</b>	22.218	26.038	23.129	49.894	84.412	8	11:05:08.979	<b>1:03.543</b>	18.607	23.875	21.061	106.183	89.239
2	10:58:44.187	<b>1:05.124</b>	18.835	24.501	21.788	106.015	89.002	9	11:06:12.416	<b>1:03.437</b>	18.562	23.766	21.109	106.015	87.952
3	10:59:47.582	<b>1:03.395</b>	18.351	23.738	21.306	107.201	90.320	10	11:07:16.254	<b>1:03.838</b>	18.360	24.098	21.380	106.689	88.884
4	11:00:50.433	<b>1:02.851</b>	17.931	23.530	21.390	107.717	90.932	<b>(50) Shane GODDEN</b>							
5	11:01:52.819	<b>1:02.386</b>	17.999	23.441	20.946	108.941	91.179	1	10:57:53.521	<b>1:19.197</b>	26.429	29.247	23.521	35.944	82.341
6	11:02:55.174	<b>1:02.355</b>	17.969	23.364	21.022	109.296	90.686	2	10:59:02.245	<b>1:08.724</b>	19.508	26.082	23.134	105.349	86.702
7	11:03:57.313	<b>1:02.139</b>	17.759	23.518	20.862	109.653	<b>92.181</b>	3	11:00:08.687	<b>1:06.442</b>	19.064	25.160	22.218	103.402	87.380
8	11:04:59.321	<b>1:02.008</b>	<b>17.649</b>	23.307	21.052	109.653	90.198	4	11:01:14.412	<b>1:05.725</b>	19.088	<b>24.820</b>	21.817	<b>107.372</b>	87.722
9	11:06:00.991	<b>1:01.670</b>	17.725	<b>23.191</b>	<b>20.754</b>	<b>109.832</b>	91.552	5	11:02:20.598	<b>1:06.186</b>	18.735	24.935	22.516	105.349	88.183
10	11:07:02.889	<b>1:01.898</b>	17.892	23.232	20.774	109.653	92.054	6	11:03:26.767	<b>1:06.169</b>	18.682	25.143	22.344	104.204	<b>88.299</b>
<b>(23) Ross McCLAREY</b>															
1	10:57:44.380	<b>1:11.588</b>	24.224	25.671	21.693	39.568	86.702	7	11:04:33.427	<b>1:06.660</b>	19.454	25.529	21.677	106.351	88.183
2	10:58:49.901	<b>1:05.521</b>	19.023	25.365	21.133	106.689	89.477	8	11:05:38.794	<b>1:05.367</b>	<b>18.547</b>	25.152	21.668	104.692	87.952
3	10:59:53.569	<b>1:03.668</b>	18.647	23.824	21.197	106.351	88.068	9	11:06:44.071	<b>1:05.277</b>	18.786	24.877	<b>21.614</b>	104.856	87.266
4	11:00:56.621	<b>1:03.052</b>	18.233	23.902	20.917	106.183	89.120	<b>(96) Andrew KIRKWOOD</b>							
5	11:01:59.731	<b>1:03.110</b>	18.179	23.871	21.060	106.351	89.239	1	10:57:49.724	<b>1:16.048</b>	25.094	27.097	23.857	38.151	86.814
6	11:03:02.251	<b>1:02.520</b>	18.029	23.417	21.074	106.859	90.077	2	10:58:58.881	<b>1:09.157</b>	20.019	25.779	23.359	103.084	86.814
7	11:04:04.101	<b>1:01.850</b>	<b>17.805</b>	<b>23.353</b>	<b>20.692</b>	<b>108.413</b>	89.120	3	11:00:05.637	<b>1:06.756</b>	19.015	25.136	22.605	103.242	<b>88.183</b>
8	11:05:07.187	<b>1:03.086</b>	18.090	24.284	20.712	107.890	<b>90.320</b>	4	11:01:11.352	<b>1:05.715</b>	18.991	24.538	22.186	<b>106.183</b>	87.608
9	11:06:09.405	<b>1:02.218</b>	18.177	23.174	20.867	107.717	89.716	5	11:02:17.042	<b>1:05.690</b>	19.050	<b>24.392</b>	22.248	105.515	87.494
10	11:07:11.590	<b>1:02.185</b>	17.842	<b>23.166</b>	21.177	106.689	88.884	6	11:03:22.943	<b>1:05.901</b>	19.109	24.534	22.258	103.084	87.153
<b>(111) Jimmy SHANKS</b>															
1	10:57:34.485	<b>1:08.161</b>	21.501	24.857	21.803	47.763	88.299	7	11:04:28.614	<b>1:05.671</b>	18.968	24.537	<b>22.166</b>	103.402	87.837
2	10:58:38.686	<b>1:04.201</b>	18.500	24.616	21.085	106.183	<b>89.716</b>	8	11:05:35.976	<b>1:07.362</b>	19.443	25.616	22.303	105.349	87.608
3	10:59:42.203	<b>1:03.517</b>	18.597	24.082	20.838	108.064	88.416	9	11:06:41.363	<b>1:05.387</b>	<b>18.700</b>	24.413	22.274	103.402	87.952
4	11:00:44.435	<b>1:02.232</b>	18.260	<b>23.335</b>	<b>20.637</b>	107.372	88.884	<b>(35) Daryn PETERS</b>							
5	11:01:46.944	<b>1:02.509</b>	18.294	23.393	20.822	<b>108.238</b>	89.002								



## KMSC National Motorcycle Racing AC

National CB500's

Knockhill 1.267 miles

Qualifying

28/07/2018 11:30

Practice (10:00 Time) started at 10:56:22

Lap	Time of Day	Lap Tm	S1	S2	S3	SFSpd	S1Spd	Lap	Time of Day	Lap Tm	S1	S2	S3	SFSpd	S1Spd
<b>(73) Fraser CAMERON</b>															
1	10:57:55.014	<b>1:20.586</b>	26.902			37.850	78.580	7	11:04:34.829	<b>1:08.544</b>	19.602	26.378	22.564	101.371	83.363
2	10:59:05.355	<b>1:10.341</b>	20.324			95.323	81.938	8	11:05:43.087	<b>1:08.258</b>	19.369	26.370	<b>22.519</b>	99.863	83.260
3	11:00:12.309	<b>1:06.954</b>	19.553			98.111	82.341	9	11:06:51.494	<b>1:08.407</b>	19.658	25.996	22.753	101.987	83.054
4	11:01:19.506	<b>1:07.197</b>	19.397			98.833	81.839	<b>(58) Ross ALLAN</b>							
5	11:02:26.330	<b>1:06.824</b>	19.274			<b>99.125</b>	82.039	1	10:57:56.022	<b>1:19.859</b>	26.328	29.536	23.995	38.656	67.445
6	11:03:33.366	<b>1:07.036</b>	19.508			98.543	82.543	2	10:59:07.381	<b>1:11.359</b>	20.708	27.549	23.102	98.979	83.363
7	11:04:39.563	<b>1:06.197</b>	19.316			97.824	83.157	3	11:00:17.682	<b>1:10.301</b>	20.343	27.038	22.920	100.460	82.951
8	11:05:45.923	<b>1:06.360</b>	<b>18.962</b>			98.979	82.849	4	11:01:28.365	<b>1:10.683</b>	20.162	27.323	23.198	100.310	83.467
9	11:06:52.312	<b>1:06.389</b>	19.062			98.979	<b>83.989</b>	5	11:02:37.934	<b>1:09.569</b>	20.113	26.282	23.174	98.543	84.946
<b>(333) Peter DOLAN</b>															
1	10:57:49.030	<b>1:16.580</b>	25.272	27.711	23.597	40.184	79.890	6	11:03:47.245	<b>1:09.311</b>	19.820	26.523	22.968	99.272	84.839
2	10:58:57.712	<b>1:08.682</b>	20.237	25.714	22.731	102.768	87.153	7	11:04:56.281	<b>1:09.036</b>	19.619	26.553	22.864	<b>101.678</b>	85.270
3	11:00:05.277	<b>1:07.565</b>	19.563	25.498	22.504	103.242	87.952	8	11:06:03.996	<b>1:07.715</b>	<b>19.526</b>	<b>25.706</b>	<b>22.483</b>	98.398	<b>86.035</b>
4	11:01:12.368	<b>1:07.091</b>	19.849	<b>25.191</b>	22.051	104.043	87.494	9	11:07:12.564	<b>1:08.568</b>	19.737	25.927	22.904	96.836	84.946
5	11:02:18.920	<b>1:06.552</b>	<b>18.848</b>	25.698	<b>22.006</b>	105.349	<b>88.183</b>	<b>(222) Colin READ</b>							
6	11:03:26.509	<b>1:07.589</b>	19.506	25.666	22.417	<b>105.681</b>	84.839	1	10:57:50.976	<b>1:16.197</b>	24.478	28.093	23.626	38.021	82.139
7	11:04:34.942	<b>1:08.433</b>	20.086	26.142	22.205	103.721	88.183	2	10:59:00.043	<b>1:09.067</b>	20.166	26.138	22.763	101.371	83.989
8	11:05:42.571	<b>1:07.629</b>	19.523	25.713	22.393	104.529	83.675	3	11:00:08.525	<b>1:08.482</b>	19.998	<b>25.551</b>	22.933	101.987	83.571
9	11:06:49.661	<b>1:07.090</b>	19.092	25.731	22.267	102.768	87.837	4	11:01:16.740	<b>1:08.215</b>	19.712	25.773	<b>22.730</b>	101.987	<b>86.257</b>
<b>(55) Allan McCLEARY</b>															
1	10:57:50.395	<b>1:17.141</b>	25.624	28.082	23.435	36.791	76.607								
2	10:58:59.621	<b>1:09.226</b>	20.228	26.072	22.926	102.454	85.487								
3	11:00:07.884	<b>1:08.263</b>	19.780	25.932	22.551	103.402	85.925								
4	11:01:16.440	<b>1:08.556</b>	19.879	25.969	22.708	<b>103.561</b>	85.815								
5	11:02:23.798	<b>1:07.358</b>	19.553	25.481	22.324	103.084	<b>86.479</b>								
6	11:03:31.051	<b>1:07.253</b>	19.417	25.445	22.391	103.242	86.368								
7	11:04:38.239	<b>1:07.188</b>	19.325	25.431	22.432	103.242	86.368								
8	11:05:45.251	<b>1:07.012</b>	19.368	25.416	22.228	102.768	86.479								
9	11:06:51.811	<b>1:06.560</b>	<b>19.146</b>	<b>25.213</b>	<b>22.201</b>	102.611	86.035								
<b>(91) Brian ALEXANDER</b>															
1	10:57:42.783	<b>1:14.271</b>	23.295	27.287	23.689	45.466	82.645								
2	10:58:51.543	<b>1:08.760</b>	19.748	26.081	22.931	100.161	85.596								
3	10:59:59.364	<b>1:07.821</b>	19.770	25.693	22.358	103.402	<b>86.927</b>								
4	11:01:06.673	<b>1:07.309</b>	19.090	25.641	22.578	103.242	86.590								
5	11:02:13.512	<b>1:06.839</b>	19.172	25.359	<b>22.308</b>	102.768	85.162								
6	11:03:20.905	<b>1:07.393</b>	19.150	25.479	22.764	<b>103.721</b>	85.815								
7	11:04:28.362	<b>1:07.457</b>	<b>19.014</b>	25.748	22.695	102.142	85.925								
8	11:05:36.188	<b>1:07.826</b>	19.488	25.461	22.877	100.762	85.270								
9	11:06:43.389	<b>1:07.201</b>	19.580	<b>25.293</b>	22.328	99.714	86.927								
<b>(39) Scott YOUNG</b>															
1	10:57:53.244	<b>1:22.206</b>	27.169	31.418	23.619	34.717	65.343								
2	10:59:06.806	<b>1:13.562</b>	21.234	29.427	22.901	100.762	79.230								
3	11:00:16.285	<b>1:09.479</b>	20.483	26.541	22.455	100.914	85.815								
4	11:01:26.095	<b>1:09.810</b>	20.283	27.222	22.305	<b>105.848</b>	87.153								
5	11:02:35.351	<b>1:09.256</b>	19.695	26.933	22.628	105.020	85.706								
6	11:03:43.347	<b>1:07.996</b>	19.505	25.951	22.540	105.349	86.927								
7	11:04:51.802	<b>1:08.455</b>	19.566	26.413	22.476	103.561	87.040								
8	11:05:58.932	<b>1:07.130</b>	<b>19.065</b>	<b>25.930</b>	<b>22.135</b>	104.204	<b>87.952</b>								
9	11:07:07.005	<b>1:08.073</b>	19.661	26.086	22.326	100.762	87.952								
<b>(57) Chris MANGHAN</b>															
1	10:58:01.885	<b>1:21.378</b>	25.758	30.018	25.602	43.576	82.240								
2	10:59:16.361	<b>1:14.476</b>	21.474	28.581	24.421	97.824	84.839								
3	11:00:29.421	<b>1:13.060</b>	21.448	27.774	23.838	98.111	84.518								
4	11:01:41.917	<b>1:12.496</b>	21.434	27.950	23.112	94.120	81.343								
5	11:02:51.894	<b>1:09.977</b>	20.975			96.558	84.518								
6	11:04:01.417	<b>1:09.523</b>	20.353	<b>26.682</b>	<b>22.488</b>	<b>105.184</b>	87.952								
7	11:05:08.951	<b>1:07.534</b>	<b>19.665</b>			104.366	<b>88.183</b>								
8	11:06:17.872	<b>1:08.921</b>	19.868			101.371	88.183								
9	11:07:26.579	<b>1:08.707</b>	19.859			101.678	87.837								
<b>(666) David MAGRATH</b>															
1	10:57:45.864	<b>1:14.005</b>	24.278	26.459	23.268	38.194	83.780								
2	10:58:54.142	<b>1:08.278</b>	19.912	25.833	22.533	<b>102.298</b>	83.989								
3	11:00:02.210	<b>1:08.068</b>	19.823	25.565	22.680	101.066	85.487								
4	11:01:10.996	<b>1:08.786</b>	19.992	26.009	22.785	99.272	84.839								
5	11:02:18.716	<b>1:07.720</b>	19.790	<b>25.330</b>	22.600	101.371	<b>85.706</b>								
6	11:03:26.285	<b>1:07.569</b>	<b>19.369</b>	25.528	22.672	101.371	84.946								

Clerk of the Course.

Orbits

Sig : \_\_\_\_\_ Time : \_\_\_\_\_  
 Chief Timekeeper : Ian Sharp (SMART Timing)  
 Results available at [www.smart-timing.co.uk](http://www.smart-timing.co.uk) and [www.speedhive.com](http://www.speedhive.com)





## KMSC National Motorcycle Racing AC


National CB500's

Knockhill 1.267 miles

Race 3 - 1st Race

28/07/2018 13:45

Race (10 Laps)



POLE POSITION

			1
<b>3</b>	<b>2</b>	<b>1</b>	<b>1</b>
13 Andrew BARTON 1:01.553	144 Keith SHEPHERD 1:01.501	87 Jodie CHALK 1:01.470	
<b>6</b>	<b>5</b>	<b>4</b>	<b>2</b>
23 Ross McCLEARY 1:01.850	48 Allan BROOKBANKS 1:01.670	47 Steve KAIN 1:01.612	
<b>9</b>	<b>8</b>	<b>7</b>	<b>3</b>
114 Martin CURRAH 1:03.014	26 Raymond REID 1:02.561	111 Jimmy SHANKS 1:02.232	
<b>12</b>	<b>11</b>	<b>10</b>	<b>4</b>
96 Andrew KIRKWOOD 1:05.387	50 Shane GODDEN 1:05.277	7 Colvin DENHOLM 1:03.266	
<b>15</b>	<b>14</b>	<b>13</b>	<b>5</b>
333 Peter DOLAN 1:06.552	73 Fraser CAMERON 1:06.197	35 Daryn PETERS 1:06.104	
<b>18</b>	<b>17</b>	<b>16</b>	<b>6</b>
39 Scott YOUNG 1:07.130	91 Brian ALEXANDER 1:06.839	55 Allan McCLEARY 1:06.560	
<b>21</b>	<b>20</b>	<b>19</b>	<b>7</b>
58 Ross ALLAN 1:07.715	666 David MAGRATH 1:07.569	57 Chris MANGHAN 1:07.534	
		<b>22</b>	<b>8</b>
		222 Colin READ 1:08.215	

Clerk of the Course.

Orbits

Sig : Time :  
 Chief Timekeeper : Ian Sharp (SMART Timing)  
 Results available at [www.smart-timing.co.uk](http://www.smart-timing.co.uk) and [www.speedhive.com](http://www.speedhive.com)



## KMSC National Motorcycle Racing AC


National CB500's

Knockhill 1.267 miles

Race 24 - 2nd Race

29/07/2018 13:15

Race (10 Laps)



POLE POSITION

			1
<b>3</b>	<b>2</b>	<b>1</b>	<b>1</b>
13 Andrew BARTON 1:01.553	144 Keith SHEPHERD 1:01.501	87 Jodie CHALK 1:01.470	
<b>6</b>	<b>5</b>	<b>4</b>	<b>2</b>
23 Ross McCLEARY 1:01.850	48 Allan BROOKBANKS 1:01.670	47 Steve KAIN 1:01.612	
<b>9</b>	<b>8</b>	<b>7</b>	<b>3</b>
114 Martin CURRAH 1:03.014	26 Raymond REID 1:02.561	111 Jimmy SHANKS 1:02.232	
<b>12</b>	<b>11</b>	<b>10</b>	<b>4</b>
96 Andrew KIRKWOOD 1:05.387	50 Shane GODDEN 1:05.277	7 Colvin DENHOLM 1:03.266	
<b>15</b>	<b>14</b>	<b>13</b>	<b>5</b>
333 Peter DOLAN 1:06.552	73 Fraser CAMERON 1:06.197	35 Daryn PETERS 1:06.104	
<b>18</b>	<b>17</b>	<b>16</b>	<b>6</b>
39 Scott YOUNG 1:07.130	91 Brian ALEXANDER 1:06.839	55 Allan McCLEARY 1:06.560	
<b>21</b>	<b>20</b>	<b>19</b>	<b>7</b>
58 Ross ALLAN 1:07.715	666 David MAGRATH 1:07.569	57 Chris MANGHAN 1:07.534	
		<b>22</b>	<b>8</b>
		222 Colin READ 1:08.215	

Clerk of the Course.

Orbits

Sig : Time :  
 Chief Timekeeper : Ian Sharp (SMART Timing)  
 Results available at [www.smart-timing.co.uk](http://www.smart-timing.co.uk) and [www.speedhive.com](http://www.speedhive.com)



# Qualifying Results

## KMSC National Motorcycle Racing AC

Sorted on best lap time

Scottish Championship Formula 600

Knockhill 1.267 miles

Qualifying

28/07/2018 11:45

Practice (12:06 Time) started at 11:09:53

Pos	No.	Name	Make/Model	CC	Class	Laps	Best Tm	In Lap	Diff	Avg. Speed
1	2	Lewis PATERSON	Yamaha	R6 600	S6	13	58.632	12		76.286
2	12	William MONIE	Suzuki	GSXR600	S6	13	58.649	13	0.017	76.099
3	69	Rory SKINNER	Kawasaki	ZX6R	S6	7	59.189	6	0.557	41.498
4	55	James McLAREN	Suzuki	GSXR600	S6	11	59.467	11	0.835	67.145
5	26	Alan McGREGOR	Kawasaki	ZX6	S6	12	59.847	8	1.215	69.448
6	64	Sam MUNRO	Kawasaki	ZX6R 600	S6	12	59.907	12	1.275	69.776
7	48	Mark FARRELL	Yamaha	R6 600	S6	10	1:00.709	10	2.077	66.537
8	87	Steven ALLISON	Kawasaki	ZX6R 600	S6	11	1:01.009	11	2.377	68.530
9	28	Paul BOWERBANK	Yamaha	R6 600	S6	12	1:01.156	8	2.524	69.475
10	1	Bruce BIRNIE	Kawasaki	ZX6	S6	11	1:01.205	9	2.573	63.822
11	11	Patrick FORMAN	Kawasaki	ZX6R 600	S6	11	1:01.499	9	2.867	63.729
12	85	Steve HORNE	Triumph	Daytona 675	S6	10	1:02.082	9	3.450	60.439
13	8	Jon DICKIE	Yamaha	R6 600	S6	8	1:02.393	6	3.761	56.036
14	6	James WILKEN	Yamaha	R6 600	S6	12	1:02.812	12	4.180	70.409
15	58	Barry STEWART	Kawasaki	ZX6R 600	S6	11	1:03.621	9	4.989	65.410
16	27	Andrew DONALD	Kawasaki	ZX6R 600	S6	9	1:03.662	9	5.030	53.552
17	278	Paul MARSHALL	Kawasaki	ER6	S6	11	1:03.786	11	5.154	65.476
18	82	Scott SMITH	Suzuki	GSXR600	S6	11	1:03.937	7	5.305	64.687
19	103	Richard DUNCAN	BMW	S1000RR	S6	11	1:04.520	10	5.888	65.193
20	76	Steven BEATTIE	Triumph	Daytona 675R	S6	11	1:04.974	9	6.342	63.310
21	52	John HODGE	Kawasaki	ZX6R	S6	10	1:05.884	10	7.252	61.697
22	22	Chris SPELLMAN	Yamaha	R6 600	S6	11	1:06.163	10	7.531	63.420
23	25	Jim PURVIS	Yamaha	R6 600	S6	10	1:07.695	10	9.063	61.204
24	92	Christopher SCOTT	Yamaha	R6 600	S6	10	1:08.015	9	9.383	62.016
25	23	Graeme MacLEOD	Suzuki	GSXR600	S6	10	1:08.121	9	9.489	58.841
26	45	Adam SIMPSON	Yamaha	R6	S6	9	1:10.189	9	11.557	58.421

Clerk of the Course.

Sig : Time :

Chief Timekeeper : Ian Sharp (SMART Timing)

Results available at [www.smart-timing.co.uk](http://www.smart-timing.co.uk) and [www.speedhive.com](http://www.speedhive.com)

Printed: 28/07/2018 12:55:19

Orbits



## KMSC National Motorcycle Racing AC

Scottish Championship Formula 600

Knockhill 1.267 miles

Qualifying

28/07/2018 11:45

Practice (12:06 Time) started at 11:09:53

Lap	Time of Day	Lap Tm	S1	S2	S3	SFSpd	S1Spd
<b>(2) Lewis PATERSON</b>							
1	11:11:11.358	<b>1:16.317</b>	22.758	29.236	24.323	47.934	104.043
2	11:21:50.912	<b>1:03.554</b>	20.491	27.144	9:51.919	104.366	109.296
3	12:40:13.828	<b>1:18.22.9</b>	20.307			54.294	110.922
4	12:41:22.474	<b>1:08.646</b>	21.240	25.977	21.429	42.153	108.764
5	12:42:25.594	<b>1:03.120</b>	17.912	24.383	20.825	121.133	112.976
6	12:43:27.224	<b>1:01.630</b>	17.524	23.801	20.305	120.915	114.714
7	12:44:28.043	<b>1:00.819</b>	17.229	23.457	20.133	123.815	115.703
8	12:45:28.757	<b>1:00.714</b>	17.307	23.524	19.883	124.273	115.305
9	12:46:29.046	<b>1:00.289</b>	17.154	23.372	19.763	127.581	<b>116.912</b>
10	12:47:28.679	<b>59.633</b>	17.112	22.852	19.669	130.814	115.703
11	12:48:28.094	<b>59.415</b>	16.752	23.024	19.639	131.842	116.103
12	12:49:26.726	<b>58.632</b>	<b>16.629</b>	<b>22.391</b>	<b>19.612</b>	<b>134.484</b>	116.304
13	12:50:26.997	<b>1:00.271</b>	17.030	23.049	20.192	132.886	114.714

<b>(12) William MONIE</b>							
1	11:11:08.617	<b>1:14.103</b>	21.881	28.220	24.002	50.916	106.520
2	11:21:52.243	<b>1:03.626</b>	20.126	27.535	9:55.965	108.588	105.848
3	12:40:12.251	<b>1:18.20.0</b>	20.728			53.558	112.220
4	12:41:19.221	<b>1:06.970</b>	20.322	25.975	20.673	50.193	110.556
5	12:42:22.386	<b>1:03.165</b>	17.691	25.298	20.176	128.805	113.357
6	12:43:24.258	<b>1:01.872</b>	17.950	24.201	19.721	126.618	116.912
7	12:44:26.367	<b>1:02.109</b>	17.276	23.932	20.901	129.802	119.196
8	12:45:28.376	<b>1:02.009</b>	17.678	24.463	19.868	128.068	117.321
9	12:46:29.170	<b>1:00.794</b>	17.225	23.996	19.573	128.559	119.621
10	12:47:30.715	<b>1:01.545</b>	17.505	24.124	19.916	131.842	119.835
11	12:48:30.618	<b>59.903</b>	17.066	23.420	19.417	131.070	119.409
12	12:49:30.253	<b>59.635</b>	17.000	23.244	19.391	132.102	<b>120.265</b>
13	12:50:28.902	<b>58.649</b>	<b>16.813</b>	<b>22.650</b>	<b>19.186</b>	<b>134.215</b>	120.049

<b>(69) Rory SKINNER</b>							
1	12:44:11.484	<b>1:22.08.1</b>				49.599	
2	12:45:18.914	<b>1:07.430</b>	20.741	25.697	20.992	35.507	113.357
3	12:46:20.478	<b>1:01.564</b>	17.911	23.646	20.007	118.565	115.504
4	12:47:20.642	<b>1:00.164</b>	16.905	23.383	<b>19.876</b>	135.571	117.116
5	12:48:20.570	<b>59.928</b>	16.273	23.374	20.281	138.652	117.940
6	12:49:19.759	<b>59.189</b>	16.256	<b>22.792</b>	20.141	138.939	118.147
7	12:50:19.111	<b>59.352</b>	<b>16.138</b>	23.155	20.059	<b>139.517</b>	<b>118.985</b>

<b>(55) James McLAREN</b>							
1	11:11:22.686	<b>1:17.952</b>	24.483	28.749	24.720	39.061	93.465
2	12:40:23.563	<b>1:29.00.8</b>	19.934			20.697	111.660
3	12:41:37.365	<b>1:13.802</b>	22.249	28.985	22.568	50.043	110.012
4	12:42:42.697	<b>1:05.332</b>	18.633	25.633	21.066	129.551	112.976
5	12:43:48.770	<b>1:06.073</b>	18.252	26.063	21.758	129.802	113.935
6	12:44:52.547	<b>1:03.777</b>	17.443	25.653	20.681	<b>137.234</b>	112.408
7	12:45:54.833	<b>1:02.286</b>	17.458	24.374	20.454	134.215	114.518
8	12:46:56.570	<b>1:01.737</b>	17.150	23.811	20.776	135.571	114.518
9	12:47:57.764	<b>1:01.194</b>	17.078	23.867	20.249	136.398	114.518
10	12:48:57.489	<b>59.725</b>	16.799	23.138	19.788	135.845	<b>116.304</b>
11	12:49:56.956	<b>59.467</b>	<b>16.733</b>	<b>22.960</b>	<b>19.774</b>	135.845	115.903

<b>(26) Alan McGREGOR</b>							
1	11:11:11.363	<b>1:15.938</b>	21.609	29.588	24.741	48.209	96.143
2	12:40:16.316	<b>1:29.04.9</b>	19.870	26.912	1:28:18.1	117.116	103.242
3	12:41:26.734	<b>1:10.418</b>	22.191	27.450	20.777	43.976	95.731
4	12:42:28.280	<b>1:01.546</b>	17.339	23.870	20.337	125.905	111.474
5	12:43:30.515	<b>1:02.235</b>	17.478	24.471	20.286	125.905	112.976
6	12:44:32.397	<b>1:01.882</b>	17.724	23.662	20.496	128.559	112.033
7	12:45:33.274	<b>1:00.877</b>	17.484	23.706	19.687	124.735	112.597
8	12:46:33.121	<b>59.847</b>	17.046	<b>23.172</b>	<b>19.629</b>	<b>131.842</b>	113.357
9	12:47:33.393	<b>1:00.272</b>	16.929	23.693	19.650	131.326	113.935
10	12:48:36.687	<b>1:03.294</b>	16.987	24.712	21.595	131.326	<b>114.518</b>
11	12:49:37.314	<b>1:00.627</b>	17.106	23.237	20.284	130.053	113.742
12	12:50:37.850	<b>1:00.536</b>	<b>16.916</b>	23.933	19.687	127.339	114.518

<b>(64) Sam MUNRO</b>							
1	11:11:04.097	<b>1:09.787</b>	20.550	26.905	22.332	51.821	109.296
2	12:40:09.903	<b>1:29.05.8</b>	19.524	27.689	1:28:18.5	115.305	111.105
3	12:41:16.991	<b>1:07.088</b>	20.496	25.403	21.189	47.126	112.220
4	12:42:20.819	<b>1:03.828</b>	18.137	24.949	20.742	121.133	113.935
5	12:43:22.971	<b>1:02.152</b>	17.446	24.102	20.604	125.435	115.504
6	12:44:25.509	<b>1:02.538</b>	17.216	24.314	21.008	<b>132.886</b>	115.305

7	12:45:27.911	<b>1:02.402</b>	17.595	24.415	20.392	132.362	115.504
8	12:46:28.895	<b>1:00.984</b>	17.070	24.010	19.904	130.814	116.506
9	12:47:30.816	<b>1:01.921</b>	17.744	23.944	20.233	129.302	115.903
10	12:48:32.101	<b>1:01.285</b>	17.352	24.157	19.776	125.905	<b>116.912</b>
11	12:49:34.234	<b>1:02.133</b>	17.432	23.604	21.097	126.857	116.304
12	12:50:34.141	<b>59.907</b>	<b>17.037</b>	<b>23.376</b>	<b>19.494</b>	131.842	115.703

<b>(48) Mark FARRELL</b>							
1	11:11:32.888	<b>1:26.774</b>	25.872	34.656	26.246	45.933	84.200
2	12:40:14.959	<b>1:28.42.0</b>	21.205			98.543	96.697
3	12:41:30.171	<b>1:15.21.2</b>	23.110	29.560	22.542	40.919	92.947
4	12:42:37.749	<b>1:07.578</b>	19.037	26.681	21.860	118.356	111.660
5	12:43:43.154	<b>1:05.405</b>	18.189	25.908	21.308	125.201	111.474
6	12:44:47.029	<b>1:03.875</b>	18.014	25.133	20.728	127.339	113.166
7	12:45:48.969	<b>1:01.940</b>	17.569	23.950	20.421	<b>132.102</b>	113.935
8	12:46:52.039	<b>1:03.070</b>	17.707	24.612	20.751	132.102	<b>115.107</b>
9	12:47:54.517	<b>1:02.478</b>	17.874	24.379	20.225	126.857	112.033
10	12:48:55.226	<b>1:00.709</b>	<b>17.231</b>	<b>23.613</b>	<b>19.865</b>	129.053	115.107

<b>(87) Steven ALLISON</b>							
1	11:11:20.374	<b>1:22.713</b>	25.247	30.576	26.890	45.776	90.442
2	12:40:11.832	<b>1:28:51.4</b>	22.260			98.688	100.914
3	12:41:22.690	<b>1:10.858</b>	21.843	27.000	22.015	47.226	101.371
4	12:42:27.445	<b>1:04.755</b>	18.692	25.026	21.037	116.103	108.941
5	12:43:30.496	<b>1:03.051</b>	18.034	24.237	20.780	118.565	110.739
6	12:44:33.277	<b>1:02.781</b>	18.164	24.109	20.508	122.459	110.739
7	12:45:36.444	<b>1:03.167</b>	17.963	24.667	20.537	122.459	110.193
8	12:46:37.853	<b>1:01.409</b>	17.268	23.620	20.521	127.581	110.922
9	12:47:39.165	<b>1:01.312</b>	17.283	23.545	20.484	<b>128.068</b>	110.922
10	12:48:40.844	<b>1:01.679</b>	17.469	23.775	<b>20.435</b>	123.815	110.922
11	12:49:41.853	<b>1:01.009</b>	<b>17.172</b>	<b>23.355</b>	20.482	126.380	<b>111.474</b>

<b>(28) Paul BOWERBANK</b>							
1	11:21:53.678	<b>1:55.282</b>	26.229	30.675	10:58.378	50.495	89.596
2	12:40:10.868	<b>1:18:17.1</b>	20.033			50.647	111.290
3	12:41:17.845	<b>1:06.977</b>	20.646	25.544	20.787	46.994	109.832
4	12:42:21.760	<b>1:03.915</b>	18.308	25.091	20.516	123.360	111.660
5	12:43:25.320	<b>1:03.560</b>	18.432	24.728	20.400	115.305	112.786
6	12:44:27.718	<b>1:02.398</b>	17.865	24.195	20.338	120.049	112.597
7	12:45:29.970	<b>1:02.252</b>	18.093	23.946	20.213	120.697	113.935
8	12:46:31.126	<b>1:01.156</b>	<b>17.304</b>	23.757	20.095	<b>125.905</b>	<b>115.903</b>
9	12:47:32.460	<b>1:01.334</b>	17.789	23.837	<b>19.708</b>	122.908	105.020
10	12:48:33.933	<b>1:01.473</b>	17.421	24.105	19.947	120.480	115.107
11							

## KMSC National Motorcycle Racing AC

Scottish Championship Formula 600

Knockhill 1.267 miles

Qualifying

28/07/2018 11:45

Practice (12:06 Time) started at 11:09:53

Lap	Time of Day	Lap Tm	S1	S2	S3	SFSpd	S1Spd	Lap	Time of Day	Lap Tm	S1	S2	S3	SFSpd	S1Spd
<b>(8) Jon DICKIE</b>															
1	11:11:19.909	<b>1:24.327</b>	22.934	33.031	28.362	43.323	89.836	1	11:11:20.580	<b>1:24.276</b>	25.546	30.672	28.058	43.804	82.645
2	12:40:13.187	<b>1:28:53.2</b>	24.128			87.153	87.722	2	12:40:13.626	<b>1:28:53.0</b>	22.839			88.884	88.884
3	12:41:21.864	<b>1:08.677</b>	20.417	26.482	21.778	46.473	107.544	3	12:41:30.061	<b>1:16.435</b>	23.615	29.334	23.486	42.635	87.608
4	12:42:26.708	<b>1:04.844</b>	17.936	25.581	21.327	<b>120.697</b>	110.739	4	12:42:38.653	<b>1:08.592</b>	20.016	26.438	22.138	97.682	102.142
5	12:43:29.894	<b>1:03.186</b>	17.875	24.374	20.937	119.621	110.922	5	12:43:47.423	<b>1:08.770</b>	18.825	27.995	22.150	106.689	105.349
6	12:44:32.287	<b>1:02.393</b>	17.810	23.896	<b>20.687</b>	116.304	112.220	6	12:44:54.471	<b>1:07.048</b>	18.544	26.867	21.637	113.166	103.242
7	12:47:11.691	<b>2:39.404</b>	18.365	28.590	1:52.449	114.518	99.863	7	12:45:59.975	<b>1:05.504</b>	18.429	26.059	21.016	107.717	105.515
8	12:48:20.899	<b>1:09.208</b>	21.019	26.682	21.507	52.102	97.967	8	12:47:04.916	<b>1:04.941</b>	17.966	25.824	21.151	<b>114.129</b>	103.561
								9	12:48:10.089	<b>1:05.173</b>	18.765	<b>25.426</b>	20.982	108.413	102.454
								10	12:49:14.609	<b>1:04.520</b>	<b>17.797</b>	25.632	21.091	114.129	<b>106.689</b>
								11	12:50:19.324	<b>1:04.715</b>	18.216	25.700	<b>20.799</b>	109.296	103.242
<b>(6) James WILKEN</b>															
1	11:11:28.584	<b>1:23.380</b>	25.272	32.964	25.144	41.734	85.487								
2	11:21:59.277	<b>10:30.693</b>	19.787			106.015	95.868								
3	12:40:18.030	<b>1:18:18.7</b>				42.990									
4	12:41:39.052	<b>1:21.022</b>		31.075	24.433	38.723	83.780								
5	12:42:54.041	<b>1:14.989</b>	21.007	30.388	23.594	96.281	90.686								
6	12:44:00.884	<b>1:06.843</b>	19.303	26.523	21.017	110.193	106.183								
7	12:45:07.933	<b>1:07.049</b>	18.616	27.349	21.084	122.683	98.688								
8	12:46:13.358	<b>1:05.425</b>	17.939	26.517	20.969	<b>127.824</b>	107.372								
9	12:47:16.261	<b>1:02.903</b>	18.084	24.765	<b>20.054</b>	122.908	112.220								
10	12:48:21.305	<b>1:05.044</b>	17.899	25.733	21.412	122.459	<b>114.129</b>								
11	12:49:24.282	<b>1:02.977</b>	18.164	<b>24.259</b>	20.554	115.703	113.935								
12	12:50:27.094	<b>1:02.812</b>	<b>17.609</b>	24.610	20.593	122.459	112.033								
<b>(58) Barry STEWART</b>															
1	11:11:29.848	<b>1:25.432</b>	26.581	33.131	25.720	44.237	86.927								
2	12:40:14.521	<b>1:28:44.6</b>	21.081			106.183	100.611								
3	12:41:31.196	<b>1:16.675</b>	22.893	30.629	23.153	38.948	88.299								
4	12:42:41.352	<b>1:10.156</b>	19.823	27.916	22.417	116.506	100.161								
5	12:43:48.449	<b>1:07.097</b>	18.070	26.999	22.028	127.824	110.193								
6	12:44:54.871	<b>1:06.422</b>	18.321	26.475	21.626	128.559	110.922								
7	12:46:00.888	<b>1:06.017</b>	18.687	25.814	21.516	111.105	113.549								
8	12:47:05.617	<b>1:04.729</b>	17.670	25.830	21.229	128.313	110.193								
9	12:48:09.238	<b>1:03.621</b>	17.786	<b>24.835</b>	21.000	126.618	114.129								
10	12:49:12.885	<b>1:03.647</b>	<b>17.560</b>	25.206	<b>20.881</b>	<b>130.306</b>	113.742								
11	12:50:16.773	<b>1:03.888</b>	17.942	24.875	21.071	118.356	<b>115.107</b>								
<b>(27) Andrew DONALD</b>															
1	12:41:33.147	<b>1:17.374</b>	23.946	30.145	23.283	41.604	102.926								
2	12:42:41.691	<b>1:08.544</b>	19.689	27.109	21.746	110.556	110.739								
3	12:43:48.760	<b>1:07.069</b>	18.405	26.657	22.007	111.660	<b>113.742</b>								
4	12:44:55.000	<b>1:06.240</b>	18.500	26.385	21.355	116.103	111.846								
5	12:45:58.714	<b>1:03.714</b>	18.005	25.007	20.702	<b>124.735</b>	109.474								
6	12:47:02.689	<b>1:03.975</b>	18.119	25.292	<b>20.564</b>	118.775	113.357								
7	12:48:06.467	<b>1:03.778</b>	18.148	<b>24.912</b>	20.718	121.792	113.549								
8	12:49:12.607	<b>1:06.140</b>	18.768	25.908	21.464	117.116	111.846								
9	12:50:16.269	<b>1:03.662</b>	<b>17.697</b>	25.105	20.860	122.459	113.742								
<b>(278) Paul MARSHALL</b>															
1	11:11:23.562	<b>1:20.284</b>	24.993			42.662	82.341								
2	12:40:15.364	<b>1:28:51.8</b>	20.175			117.321	98.398								
3	12:41:31.644	<b>1:16.280</b>	23.076			40.257									
4	12:42:39.397	<b>1:07.753</b>	19.282			113.166	103.882								
5	12:43:46.352	<b>1:06.955</b>	18.765			122.908									
6	12:44:51.853	<b>1:05.501</b>	18.158			125.670									
7	12:45:56.528	<b>1:04.675</b>	18.606	<b>24.954</b>	<b>21.115</b>	123.360	106.183								
8	12:47:00.980	<b>1:04.452</b>	18.027			124.504									
9	12:48:06.350	<b>1:05.370</b>	17.985			125.435	106.689								
10	12:49:12.208	<b>1:05.858</b>	17.817			125.201									
11	12:50:15.994	<b>1:03.786</b>	<b>17.708</b>			<b>125.905</b>	<b>107.372</b>								
<b>(82) Scott SMITH</b>															
1	11:11:32.550	<b>1:23.982</b>	25.133	33.674	25.175	44.237	80.272								
2	12:40:19.293	<b>1:28:46.7</b>	19.718			115.107	100.310								
<b>(103) Richard DUNCAN</b>															
1	11:11:20.580	<b>1:24.276</b>	25.546	30.672	28.058	43.804	82.645								
2	12:40:13.626	<b>1:28:53.0</b>	22.839			88.884	88.884								
3	12:41:30.061	<b>1:16.435</b>	23.615	29.334	23.486	42.635	87.608								
4	12:42:38.653	<b>1:08.592</b>	20.016	26.438	22.138	97.682	102.142								
5	12:43:47.423	<b>1:08.770</b>	18.825	27.995	22.150	106.689	105.349								
6	12:44:54.471	<b>1:07.048</b>	18.544	26.867	21.637	113.166	103.242								
7	12:45:59.975	<b>1:05.504</b>	18.429	26.059	21.016	107.717	105.515								
8	12:47:04.916	<b>1:04.941</b>	17.966	25.824	21.151	<b>114.129</b>	103.561								
9	12:48:10.089	<b>1:05.173</b>	18.765	<b>25.426</b>	20.982	108.413	102.454								
10	12:49:14.609	<b>1:04.520</b>	<b>17.797</b>	25.632	21.091	114.129	<b>106.689</b>								
11	12:50:19.324	<b>1:04.715</b>	18.216	25.700	<b>20.799</b>	109.296	103.242								
<b>(76) Steven BEATTIE</b>															
1	11:11:31.802	<b>1:23.879</b>	24.769	34.266	24.844	43.861	90.077								
2	12:40:20.340	<b>1:28:48.5</b>	19.929			115.504	106.015								
3	12:41:42.705	<b>1:22.365</b>	26.510	30.925	24.930	39.313	92.435								
4	12:42:54.812	<b>1:12.107</b>	19.792	28.563	23.752	107.544	93.857								
5	12:44:05.723	<b>1:10.911</b>	20.468	27.864	22.579	105.184	107.030								
6	12:45:12.762	<b>1:07.039</b>	18.967	26.664	21.408	117.116	106.859								
7	12:46:20.050	<b>1:07.288</b>	18.721	26.678	21.889	124.504	108.764								
8	12:47:25.933	<b>1:05.883</b>	18.634	26.409	20.840	121.352	109.474								
9	12:48:30.907	<b>1:04.974</b>	<b>18.591</b>	25.677	<b>20.706</b>	<b>125.905</b>	112.597								
10	12:49:37.228	<b>1:06.321</b>	18.949	26.391	20.981	125.670	109.474								
11	12:50:42.217	<b>1:04.989</b>	18.623	<b>25.631</b>	20.735	124.735	<b>112.976</b>								
<b>(52) John HODGE</b>															
1	11:11:26.144	<b>1:24.933</b>	26.670	32.380	25.883	42.581	73.826								
2	12:40:26.819	<b>1:29:00.6</b>	22.451			91.552	84.095								
3	12:41:49.041	<b>1:22.222</b>	26.873	31.887	23.462	37.469	68.477								
4	12:43:00.001	<b>1:10.960</b>	20.267	28.311	22.382	103.882	89.120								
5	12:44:10.312	<b>1:10.311</b>	20.233	27.620	22.458	97.682	88.884								



## KMSC National Motorcycle Racing AC

Scottish Championship Formula 600

Knockhill 1.267 miles

Qualifying

28/07/2018 11:45

Practice (12:06 Time) started at 11:09:53

Lap	Time of Day	Lap Tm	S1	S2	S3	SFSpd	S1Spd	Lap	Time of Day	Lap Tm	S1	S2	S3	SFSpd	S1Spd
1	11:11:20.117	<b>1:19.635</b>	24.645	30.606	24.384	45.901	86.479								
2	12:40:16.614	<b>1:28:56.4</b>	19.548			109.118	97.257								
3	12:41:36.873	<b>1:20.259</b>	25.117	31.410	23.732	43.661	89.002								
4	12:42:48.653	<b>1:11.780</b>	20.567	28.194	23.019	104.366	97.682								
5	12:43:59.491	<b>1:10.838</b>	20.391	27.657	22.790	111.105	101.371								
6	12:45:10.285	<b>1:10.794</b>	19.909	28.331	22.554	<b>117.733</b>	100.762								
7	12:46:19.795	<b>1:09.510</b>	19.604	27.784	22.122	113.166	105.020								
8	12:47:28.695	<b>1:08.900</b>	19.533	27.303	22.064	111.660	100.460								
9	12:48:36.710	<b>1:08.015</b>	<b>18.911</b>	27.140	<b>21.964</b>	116.103	<b>109.296</b>								
10	12:49:45.208	<b>1:08.498</b>	19.105	<b>26.995</b>	22.398	111.474	105.848								
<b>(23) Graeme MacLEOD</b>															
1	11:11:30.315	<b>1:23.088</b>	26.449	31.823	24.816	44.266	80.853								
2	11:21:55.454	<b>10:25.135</b>	21.128			97.257	97.257								
3	12:40:18.605	<b>1:18:23.1</b>	22.631			45.996	98.111								
4	12:41:40.602	<b>1:21.997</b>	25.917	31.798	24.282	40.353	79.136								
5	12:42:53.932	<b>1:13.330</b>	21.321	28.746	23.263	101.678	98.688								
6	12:45:44.021	<b>2:50.089</b>	22.747	28.861	1:58.481	96.143	93.335								
7	12:46:56.677	<b>1:12.656</b>	22.186	27.904	22.566	42.233	98.543								
8	12:48:06.175	<b>1:09.498</b>	20.177	26.869	22.452	101.066	105.349								
9	12:49:14.296	<b>1:08.121</b>	19.880	<b>26.661</b>	<b>21.580</b>	109.118	<b>108.238</b>								
10	12:50:24.889	<b>1:10.593</b>	<b>19.335</b>	27.556	23.702	<b>110.012</b>	106.689								
<b>(45) Adam SIMPSON</b>															
1	11:11:28.277	<b>1:26.142</b>	26.702	33.416	26.024	40.969	74.399								
2	12:40:41.612	<b>1:29:13.3</b>	22.603			96.143	86.590								
3	12:42:02.171	<b>1:20.559</b>	24.957	31.363	24.239	37.365	76.958								
4	12:43:14.944	<b>1:12.773</b>	19.747	29.551	23.475	110.012	92.562								
5	12:44:27.969	<b>1:13.025</b>	19.449	29.242	24.334	<b>118.985</b>	92.947								
6	12:45:40.505	<b>1:12.536</b>	19.863	29.326	23.347	107.201	89.957								
7	12:46:51.036	<b>1:10.531</b>	19.826	<b>28.123</b>	22.582	107.890	95.459								
8	12:48:02.201	<b>1:11.165</b>	<b>19.021</b>	28.645	23.499	113.357	<b>98.398</b>								
9	12:49:12.390	<b>1:10.189</b>	19.398	28.293	<b>22.498</b>	108.764	95.459								

Clerk of the Course.

Sig : Time :

Chief Timekeeper : Ian Sharp (SMART Timing)

 Results available at [www.smart-timing.co.uk](http://www.smart-timing.co.uk) and [www.speedhive.com](http://www.speedhive.com)

Printed: 28/07/2018 12:55:41

Orbits





**KMSC National Motorcycle Racing AC**


Scottish Championship Formula 600

Knockhill 1.267 miles

Race 4 - 1st Race

28/07/2018 14:00

Race (10 Laps)



POLE POSITION

<b>3</b> 69 RORY SKINNER 59.189	<b>2</b> 12 William MONIE 58.649	<b>1</b> 2 Lewis PATERSON 58.632	<b>1</b>
<b>6</b> 64 Sam MUNRO 59.907	<b>5</b> 26 Alan McGREGOR 59.847	<b>4</b> 55 James McLAREN 59.467	<b>2</b>
<b>9</b> 28 Paul BOWERBANK 1:01.156	<b>8</b> 87 Steven ALLISON 1:01.009	<b>7</b> 48 Mark FARRELL 1:00.709	<b>3</b>
<b>12</b> 85 Steve HORNE 1:02.082	<b>11</b> 11 Patrick FORMAN 1:01.499	<b>10</b> 1 Bruce BIRNIE 1:01.205	<b>4</b>
<b>15</b> 58 Barry STEWART 1:03.621	<b>14</b> 6 James WILKEN 1:02.812	<b>13</b> 8 Jon DICKIE 1:02.393	<b>5</b>
<b>18</b> 82 Scott SMITH 1:03.937	<b>17</b> 278 Paul MARSHALL 1:03.786	<b>16</b> 27 Andrew DONALD 1:03.662	<b>6</b>
<b>21</b> 52 John HODGE 1:05.884	<b>20</b> 76 Steven BEATTIE 1:04.974	<b>19</b> 103 Richard DUNCAN 1:04.520	<b>7</b>
<b>24</b> 92 Christopher SCOTT 1:08.015	<b>23</b> 25 Jim PURVIS 1:07.695	<b>22</b> 22 Chris SPELLMAN 1:06.163	<b>8</b>
	<b>26</b> 45 Adam SIMPSON 1:10.189	<b>25</b> 23 Graeme MacLEOD 1:08.121	<b>9</b>

Clerk of the Course.

Orbits

Sig : Time :  
Chief Timekeeper : Ian Sharp (SMART Timing)  
Results available at [www.smart-timing.co.uk](http://www.smart-timing.co.uk) and [www.speedhive.com](http://www.speedhive.com)



**KMSC National Motorcycle Racing AC**


Scottish Championship Formula 600

Knockhill 1.267 miles

Race 25 - 2nd Race

29/07/2018 13:30

Race (10 Laps)



POLE POSITION

<b>3</b> 69 RORY SKINNER 59.189	<b>2</b> 12 William MONIE 58.649	<b>1</b> 2 Lewis PATERSON 58.632	<b>1</b>
<b>6</b> 64 Sam MUNRO 59.907	<b>5</b> 26 Alan McGREGOR 59.847	<b>4</b> 55 James McLAREN 59.467	<b>2</b>
<b>9</b> 28 Paul BOWERBANK 1:01.156	<b>8</b> 87 Steven ALLISON 1:01.009	<b>7</b> 48 Mark FARRELL 1:00.709	<b>3</b>
<b>12</b> 85 Steve HORNE 1:02.082	<b>11</b> 11 Patrick FORMAN 1:01.499	<b>10</b> 1 Bruce BIRNIE 1:01.205	<b>4</b>
<b>15</b> 58 Barry STEWART 1:03.621	<b>14</b> 6 James WILKEN 1:02.812	<b>13</b> 8 Jon DICKIE 1:02.393	<b>5</b>
<b>18</b> 82 Scott SMITH 1:03.937	<b>17</b> 278 Paul MARSHALL 1:03.786	<b>16</b> 27 Andrew DONALD 1:03.662	<b>6</b>
<b>21</b> 52 John HODGE 1:05.884	<b>20</b> 76 Steven BEATTIE 1:04.974	<b>19</b> 103 Richard DUNCAN 1:04.520	<b>7</b>
<b>24</b> 92 Christopher SCOTT 1:08.015	<b>23</b> 25 Jim PURVIS 1:07.695	<b>22</b> 22 Chris SPELLMAN 1:06.163	<b>8</b>
	<b>26</b> 45 Adam SIMPSON 1:10.189	<b>25</b> 23 Graeme MacLEOD 1:08.121	<b>9</b>

Clerk of the Course.

Orbits

Sig : Time :  
Chief Timekeeper : Ian Sharp (SMART Timing)  
Results available at [www.smart-timing.co.uk](http://www.smart-timing.co.uk) and [www.speedhive.com](http://www.speedhive.com)



# Qualifying Results

## KMSC National Motorcycle Racing AC

Sorted on best lap time

Scottish Championship Superbikes & KMSC Clubman

Knockhill 1.267 miles

Qualifying

28/07/2018 12:00

Practice (10:00 Time) started at 12:52:27

Pos	No.	Name	Make/Model	CC	Class	Laps	Best Tm	In Lap	Diff	Avg. Speed
1	94	Greg GILFILLAN	BMW	S1000RR	SB	9	57.725	9		74.057
2	72	Sean GILFILLAN	BMW	S1000RR	SB	9	58.247	7	0.522	73.024
3	99	Callum GRIGOR	Kawasaki	ZX10RR	SB	9	59.156	8	1.431	67.776
4	45	Ewan GRAY	Kawasaki	ZX10R	SB	9	59.402	8	1.677	72.921
5	18	Clint WALKER	BMW	S1000RR	C	8	59.955	8	2.230	68.237
6	1	Bruce BIRNIE	BMW	S1000RR	SB	7	1:00.279	4	2.554	55.899
7	32	John MacDONALD	Yamaha	R1	SB	9	1:00.290	9	2.565	71.369
8	71	Gavin JONES	Yamaha	R1	C	9	1:00.512	8	2.787	71.383
9	98	Christopher LIDDELL			C	9	1:01.051	8	3.326	68.387
10	34	John DEAN	BMW	S1000RR	SB	9	1:01.228	8	3.503	71.971
11	122	David SUDDER	Suzuki	GSXR 1000	C	7	1:01.264	7	3.539	64.118
12	30	Alan RENNIE	Honda	Fireblade	C	4	1:01.558	4	3.833	67.931
13	26	Steven McINTYRE	Suzuki	GSXR1000	C	8	1:02.066	8	4.341	67.933
14	17	Gordon MacDONALD	Suzuki	GSXR1000	SB	8	1:02.131	8	4.406	68.886
15	29	Andrew BUCHANAN	Yamaha	R1	C	9	1:02.321	4	4.596	68.446
16	69	Rodney SCOTT	BMW	S1000RR	SB	8	1:02.833	8	5.108	67.078
17	75	Charlie BUNYAN	Kawasaki	ZX10R	C	8	1:03.051	4	5.326	68.511
18	37	Steven PATTERSON	Kawasaki	ZX10R	C	9	1:03.533	6	5.808	66.480
19	41	Lukasz PIEC	BMW	S1000RR	C	9	1:03.980	9	6.255	66.391
20	67	Des BURNS	Kawasaki	ZX10R	C	7	1:04.045	6	6.320	68.304
21	14	James CRAWFORD	Kawaskai	ZX10R	C	9	1:04.045	8	6.320	66.242
22	51	Callum JACKSON	Suzuki	GSXR1000	C	9	1:05.266	9	7.541	66.581
23	117	Joe HENDRIE	Yamaha	R1	SB	8	1:06.142	6	8.417	63.401
24	52	Charlie FLETT	BMW	S1000RR	C	7	1:11.633	3	13.908	60.530
25	19	Nic BOYES	Ducati	848	SB	7	1:15.783	7	18.058	56.411

Clerk of the Course.

Orbits

Sig : Time :  
 Chief Timekeeper : Ian Sharp (SMART Timing)  
 Results available at [www.smart-timing.co.uk](http://www.smart-timing.co.uk) and [www.speedhive.com](http://www.speedhive.com)



## KMSC National Motorcycle Racing AC

Scottish Championship Superbikes & KMSC Clubman

Knockhill 1.267 miles

Qualifying

28/07/2018 12:00

Practice (10:00 Time) started at 12:52:27

Lap	Time of Day	Lap Tm	S1	S2	S3	SFSpd	S1Spd	Lap	Time of Day	Lap Tm	S1	S2	S3	SFSpd	S1Spd
<b>(94) Greg GILFILLAN</b>															
1	12:53:44.832	<b>1:11.016</b>	21.974	27.199	21.843	45.807	100.460	1	12:53:46.935	<b>1:11.691</b>	22.205	28.092	21.394	45.374	110.193
2	12:54:48.117	<b>1:03.285</b>	18.160	24.935	20.190	118.356	115.703	2	12:54:52.287	<b>1:05.352</b>	18.526	26.193	20.633	117.940	110.922
3	12:55:49.133	<b>1:01.016</b>	17.191	24.263	19.562	128.559	120.480	3	12:55:54.683	<b>1:02.396</b>	17.827	24.308	20.261	121.572	118.565
4	12:56:48.772	<b>59.639</b>	16.780	23.439	19.420	129.551	122.908	4	12:56:56.076	<b>1:01.393</b>	17.417	24.121	<b>19.855</b>	130.814	120.480
5	12:57:48.214	<b>59.442</b>	17.226	23.018	19.198	121.352	125.201	5	12:57:56.985	<b>1:00.909</b>	16.950	24.096	19.863	135.845	120.265
6	12:58:47.100	<b>58.886</b>	16.640	22.757	19.489	133.415	124.273	6	12:58:58.194	<b>1:01.209</b>	17.123	24.206	19.880	136.121	120.049
7	12:59:45.503	<b>58.403</b>	16.415	22.941	19.047	134.484	124.504	7	13:00:00.557	<b>1:02.363</b>	17.153	23.958	21.252	133.415	118.147
8	13:00:43.971	<b>58.468</b>	16.222	22.820	19.426	<b>138.081</b>	125.905	8	13:01:01.069	<b>1:00.512</b>	17.032	<b>23.532</b>	19.948	134.484	<b>121.133</b>
9	13:01:41.696	<b>57.725</b>	<b>16.161</b>	<b>22.558</b>	<b>19.006</b>	136.121	124.044	9	13:02:02.454	<b>1:01.385</b>	<b>16.700</b>	24.116	20.569	<b>138.939</b>	118.775
<b>(72) Sean GILFILLAN</b>															
1	12:53:46.300	<b>1:11.701</b>	22.393	27.858	21.450	43.184	110.739	1	12:53:55.932	<b>1:15.545</b>	24.010	28.795	22.740	39.359	97.967
2	12:54:50.545	<b>1:04.245</b>	18.555	25.331	20.359	119.835	110.739	2	12:55:04.154	<b>1:08.222</b>	19.267	27.418	21.537	102.298	107.890
3	12:55:50.912	<b>1:00.367</b>	17.099	23.896	19.372	129.551	118.565	3	12:56:09.524	<b>1:05.370</b>	18.173	26.196	21.001	115.107	103.242
4	12:56:50.824	<b>59.912</b>	16.919	23.395	19.598	127.824	121.572	4	12:57:12.614	<b>1:03.090</b>	17.782	24.141	21.167	116.506	<b>118.775</b>
5	12:57:50.858	<b>1:00.034</b>	17.489	23.351	19.194	128.068	120.265	5	12:58:14.179	<b>1:01.565</b>	17.891	<b>23.363</b>	20.311	118.356	116.506
6	12:58:51.758	<b>1:00.900</b>	16.903	23.891	20.106	125.435	<b>125.670</b>	6	12:59:17.922	<b>1:03.743</b>	17.370	25.229	21.144	120.480	114.714
7	12:59:50.005	<b>58.247</b>	<b>16.423</b>	<b>23.021</b>	<b>18.803</b>	<b>135.571</b>	123.587	7	13:00:20.397	<b>1:02.475</b>	17.913	24.329	20.233	111.105	111.105
8	13:00:48.960	<b>58.955</b>	16.754	<b>22.704</b>	19.497	131.584	124.273	8	13:01:21.448	<b>1:01.051</b>	17.202	23.918	<b>19.931</b>	120.049	111.846
9	13:01:49.533	<b>1:00.573</b>	16.480	23.555	20.538	135.025	122.908	9	13:02:27.646	<b>1:06.198</b>	<b>17.080</b>	27.931	21.187	<b>123.133</b>	112.220
<b>(99) Callum GRIGOR</b>															
1	12:53:46.540	<b>1:12.378</b>	22.195	28.199	21.984	46.154	108.588	1	12:53:40.577	<b>1:09.016</b>	21.384	26.197	21.435	50.839	108.941
2	12:55:17.666	<b>1:31.126</b>	19.271	27.489	44.366	109.474	108.413	2	12:54:43.355	<b>1:02.778</b>	17.574	24.838	20.366	123.815	117.526
3	12:56:25.103	<b>1:07.437</b>	20.808	25.393	21.236	40.378	112.220	3	12:55:46.004	<b>1:02.649</b>	17.830	24.530	20.289	126.380	116.912
4	12:57:28.817	<b>1:03.714</b>	17.953	25.165	20.596	116.709	115.703	4	12:56:48.427	<b>1:02.423</b>	17.519	24.585	20.319	126.618	116.506
5	12:58:30.324	<b>1:01.507</b>	17.389	24.176	19.942	123.133	120.049	5	12:57:50.222	<b>1:01.795</b>	17.569	24.229	<b>19.997</b>	127.824	119.196
6	12:59:32.017	<b>1:01.693</b>	17.420	24.237	20.036	120.265	117.116	6	12:58:51.710	<b>1:01.488</b>	<b>16.951</b>	24.332	20.205	<b>130.306</b>	<b>119.621</b>
7	13:00:33.119	<b>1:01.102</b>	16.990	24.214	19.898	125.435	121.572	7	12:59:54.523	<b>1:02.813</b>	17.779	24.759	20.275	126.142	116.103
8	13:01:32.275	<b>59.156</b>	<b>16.583</b>	<b>22.975</b>	<b>19.598</b>	<b>129.302</b>	<b>123.587</b>	8	13:00:55.751	<b>1:01.228</b>	<b>17.139</b>	<b>23.856</b>	20.233	111.053	118.775
9	13:02:33.063	<b>1:00.788</b>	17.046	23.686	20.056	124.968	121.352	9	13:01:57.759	<b>1:02.008</b>	17.392	24.200	20.416	126.380	117.733
<b>(45) Ewan GRAY</b>															
1	12:53:45.290	<b>1:10.889</b>	22.062	27.497	21.330	45.404	102.611	1	12:54:28.108	<b>1:17.326</b>	26.228	28.187	22.911	28.581	86.702
2	12:54:48.529	<b>1:03.239</b>	17.938	24.969	20.332	112.033	111.846	2	12:55:33.227	<b>1:05.119</b>	18.409	25.844	20.866	120.697	92.562
3	12:55:49.521	<b>1:00.992</b>	17.135	24.122	19.735	116.709	116.709	3	12:56:34.865	<b>1:01.638</b>	17.771	23.783	20.084	127.339	105.349
4	12:56:49.541	<b>1:00.020</b>	17.084	23.419	19.517	120.265	117.321	4	12:57:37.318	<b>1:02.453</b>	17.559	24.578	20.316	124.273	108.764
5	12:57:50.406	<b>1:00.865</b>	17.565	23.326	19.974	121.133	118.985	5	12:58:42.655	<b>1:05.337</b>	18.016	25.127	22.194	127.339	<b>112.786</b>
6	12:58:49.835	<b>59.429</b>	16.860	23.380	<b>19.189</b>	121.133	119.621	6	12:59:44.081	<b>1:01.426</b>	17.546	23.861	<b>20.019</b>	124.504	112.033
7	12:59:49.971	<b>1:00.136</b>	17.565	23.150	19.421	121.572	118.356	7	13:00:45.345	<b>1:01.264</b>	<b>17.311</b>	<b>23.687</b>	20.266	<b>132.102</b>	112.597
8	13:00:49.373	<b>59.402</b>	17.440	<b>22.767</b>	19.195	<b>123.815</b>	114.518								
9	13:01:50.325	<b>1:00.952</b>	<b>16.592</b>	<b>23.263</b>	21.097	122.014	<b>121.792</b>								
<b>(18) Clint WALKER</b>															
1	12:53:59.301	<b>1:14.120</b>	23.460	28.428	22.232	41.070	110.556	1	12:53:47.592	<b>1:10.431</b>	21.744	26.905	21.782	48.912	110.012
2	12:55:05.219	<b>1:05.918</b>	19.132	25.944	20.842	108.413	112.408	2	12:54:51.927	<b>1:04.335</b>	18.183	25.432	20.720	123.815	119.196
3	12:56:10.393	<b>1:05.174</b>	18.661	25.507	21.006	117.733	111.846	3	12:55:54.407	<b>1:02.480</b>	17.400	24.597	20.483	125.905	<b>122.236</b>
4	12:57:14.726	<b>1:04.333</b>	18.254	25.372	20.707	115.903	115.903	4	12:56:55.965	<b>1:01.558</b>	<b>17.294</b>	<b>24.205</b>	<b>20.059</b>	127.581	121.352
5	12:58:18.833	<b>1:04.107</b>	18.089	24.814	21.204	117.526	120.265								
6	12:59:21.379	<b>1:02.546</b>	18.149	24.482	19.915	115.903	115.703								
7	13:00:22.176	<b>1:00.797</b>	17.549	23.681	19.567	119.196	118.985								
8	13:01:22.131	<b>59.955</b>	17.342	<b>23.287</b>	<b>19.326</b>	123.587	<b>121.133</b>								
<b>(1) Bruce BIRNIE</b>															
1	12:55:15.237	<b>1:09.331</b>	20.993	26.653	21.685	37.616	104.204	1	12:53:50.200	<b>1:11.732</b>	21.825	27.507	22.400	42.393	106.520
2	12:56:20.340	<b>1:05.103</b>	17.618	26.313	21.172	122.908	117.116	2	12:54:55.315	<b>1:05.115</b>	17.877	26.297	20.941	117.116	110.922
3	12:57:22.871	<b>1:02.531</b>	17.022	25.157	20.352	131.070	117.940	3	12:56:00.311	<b>1:04.996</b>	17.546	26.281	21.169	125.201	<b>114.714</b>
4	12:58:23.150	<b>1:00.279</b>	17.311	<b>23.555</b>	<b>19.413</b>	<b>135.025</b>	118.565	4	12:57:04.750	<b>1:04.439</b>	17.955	26.072	20.412	122.236	111.105
5	12:59:55.688	<b>1:32.538</b>	<b>16.947</b>	25.301	50.290	133.150	<b>119.835</b>	5	12:58:07.769	<b>1:03.019</b>	17.458	25.258	20.303	<b>134.484</b>	113.357
6	13:00:57.885	<b>1:02.197</b>	18.786	23.785	19.626	52.102	119.835	6	12:59:10.927	<b>1:03.158</b>	17.764	25.253	<b>20.141</b>	127.098	109.653
7	13:01:58.561	<b>1:00.676</b>	17.044	23.965	19.667	134.754	119.196	7	13:00:14.959	<b>1:04.032</b>	17.734	26.130	20.168	126.380	114.323
								8	13:01:17.090	<b>1:02.131</b>	<b>16.876</b>	<b>25.078</b>	20.177	133.680	112.220
<b>(32) John MacDONALD</b>															
1	12:53:45.971	<b>1:13.578</b>	23.201	28.201	22.176	41.708	99.714	1	12:53:51.060	<b>1:13.334</b>	22.319	28.094	22.921	46.700	107.201
2	12:54:50.663	<b>1:04.692</b>	18.485	25.353	20.854	114.714	111.846	2	12:54:58.984	<b>1:07.924</b>	19.535	26.367	22.022	111.474	107.717
3	12:55:53.022	<b>1:02.359</b>	17.592	24.774	19.993	122.014	118.356	3	12:56:03.537	<b>1:04.553</b>	18.375	25.111	21.067	116.912	102.142
4	12:56:54.450	<b>1:01.428</b>	17.307	24.081	20.040	127.098	120.480	4	12:57:05.858	<b>1:02.321</b>	17.978	<b>24.116</b>	<b>20.227</b>	122.908	110.374
5	12:57:56.647	<b>1:02.197</b>	17.106	25.255	19.836	131.070	120.697								
6	12:58:57.795	<b>1:01.148</b>	17.155	24.172	19.821	128.313	115.504								
7	13:00:00.546	<b>1:02.751</b>	17.192	23.958	21.601	130.560	118.147								
8	13:01:02.277	<b>1:01.731</b>	17.309	24.711	<										

## KMSC National Motorcycle Racing AC

Scottish Championship Superbikes & KMSC Clubman

Knockhill 1.267 miles

Qualifying

28/07/2018 12:00

Practice (10:00 Time) started at 12:52:27

Lap	Time of Day	Lap Tm	S1	S2	S3	SFSpd	S1Spd
5	12:58:08.818	<b>1:02.960</b>	17.899	24.313	20.748	115.305	<b>118.985</b>
6	12:59:13.233	<b>1:04.415</b>	18.613	25.148	20.654	114.129	107.030
7	13:00:16.649	<b>1:03.416</b>	<b>17.843</b>	24.794	20.779	<b>124.273</b>	115.903
8	13:01:20.168	<b>1:03.519</b>	17.916	24.585	21.018	122.236	111.660
9	13:02:27.130	<b>1:06.962</b>	18.174	25.958	22.830	124.044	107.717

Lap	Time of Day	Lap Tm	S1	S2	S3	SFSpd	S1Spd
6	12:59:24.887	<b>1:06.220</b>	18.462	26.091	21.667	124.735	105.349
7	13:00:33.068	<b>1:08.181</b>	18.570	27.989	21.622	120.697	94.651
8	13:01:38.662	<b>1:05.594</b>	18.555	25.573	21.466	127.581	107.030
9	13:02:43.928	<b>1:05.266</b>	<b>18.109</b>	<b>25.122</b>	22.035	<b>128.805</b>	<b>116.304</b>

(69) Rodney SCOTT

1	12:53:55.972	<b>1:15.909</b>	23.678	28.883	23.348	39.993	101.832
2	12:55:03.636	<b>1:07.664</b>	19.131	27.022	21.511	103.084	112.408
3	12:56:09.357	<b>1:05.721</b>	18.411	26.095	21.215	113.935	110.922
4	12:57:16.419	<b>1:07.062</b>	18.736	26.852	21.474	115.305	100.914
5	12:58:20.659	<b>1:04.240</b>	18.099	25.095	21.046	121.352	114.129
6	12:59:25.051	<b>1:04.392</b>	17.606	25.570	21.216	122.459	114.910
7	13:00:28.537	<b>1:03.486</b>	18.310	<b>25.091</b>	<b>20.085</b>	118.985	105.515
8	13:01:31.370	<b>1:02.833</b>	17.310	25.125	20.398	<b>126.380</b>	<b>116.103</b>

(117) Joe HENDRIE

1	12:54:03.872	<b>1:22.736</b>	25.292	31.907	25.537	41.760	84.306
2	12:55:16.603	<b>1:12.731</b>	21.131	28.150	23.450	96.419	96.976
3	12:56:25.252	<b>1:08.649</b>	19.149	27.236	22.264	110.739	99.125
4	12:57:35.211	<b>1:09.959</b>	19.256	27.764	22.939	117.116	107.544
5	12:58:42.694	<b>1:07.483</b>	19.172	25.774	22.537	111.846	107.030
6	12:59:48.836	<b>1:06.142</b>	19.193	<b>25.712</b>	<b>21.237</b>	110.739	106.351
7	13:00:55.639	<b>1:06.803</b>	<b>18.575</b>	26.404	21.824	<b>119.621</b>	106.689
8	13:02:02.912	<b>1:07.273</b>	18.750	25.866	22.657	115.504	<b>109.832</b>

(75) Charlie BUNYAN

1	12:53:51.490	<b>1:12.593</b>	23.315	27.073	22.205	42.446	102.142
2	12:54:59.132	<b>1:07.642</b>	19.910	25.815	21.917	107.544	110.739
3	12:56:02.378	<b>1:03.246</b>	18.123	<b>24.550</b>	20.573	118.775	114.518
4	12:57:05.429	<b>1:03.051</b>	17.476	24.811	20.764	120.697	116.304
5	12:58:08.491	<b>1:03.062</b>	<b>17.406</b>	24.927	20.729	<b>122.683</b>	<b>119.621</b>
6	12:59:12.089	<b>1:03.598</b>	18.167	25.157	<b>20.274</b>	117.116	109.832
7	13:00:15.624	<b>1:03.535</b>	17.917	25.165	20.453	118.356	110.739
8	13:01:19.988	<b>1:04.364</b>	17.750	25.397	21.217	119.409	115.703

(52) Charlie FLETT

1	12:53:58.550	<b>1:16.231</b>	23.005			45.589	86.257
2	12:55:10.872	<b>1:12.322</b>	20.192			92.690	86.035
3	12:56:22.505	<b>1:11.633</b>	20.213			94.785	<b>94.651</b>
4	12:57:35.362	<b>1:12.857</b>	<b>19.868</b>			<b>102.611</b>	89.836
5	12:58:48.404	<b>1:13.042</b>	20.484			94.919	88.767
6	13:00:01.608	<b>1:13.204</b>	20.131			98.979	86.702
7	13:01:14.856	<b>1:13.248</b>	20.790			97.117	86.146

(37) Steven PATTERSON

1	12:53:58.506	<b>1:13.746</b>	22.356			43.718	98.833
2	12:55:05.017	<b>1:06.511</b>	18.799			112.786	114.129
3	12:56:12.448	<b>1:07.431</b>	19.199			113.166	106.015
4	12:57:17.602	<b>1:05.154</b>	18.371			124.504	114.129
5	12:58:21.889	<b>1:04.287</b>	18.227			124.044	<b>115.504</b>
6	12:59:25.422	<b>1:03.533</b>	<b>18.075</b>			<b>128.805</b>	114.910
7	13:00:33.205	<b>1:07.783</b>	18.613			114.910	112.033
8	13:01:38.960	<b>1:05.755</b>	18.632			120.049	100.460
9	13:02:44.869	<b>1:05.909</b>	18.154			121.133	113.357

(19) Nic BOYES

1	12:54:10.780	<b>1:27.142</b>	26.492	33.202	27.448	39.039	73.502
2	12:55:29.438	<b>1:18.658</b>	22.914	30.986	24.758	91.055	76.607
3	12:56:47.457	<b>1:18.019</b>	22.327	30.780	24.912	95.188	76.519
4	12:58:04.784	<b>1:17.327</b>	22.044	30.697	24.586	<b>99.272</b>	81.441
5	12:59:20.849	<b>1:16.065</b>	<b>21.545</b>	30.048	<b>24.472</b>	95.868	<b>85.925</b>
6	13:00:37.592	<b>1:16.743</b>	21.970	30.290	24.483	93.465	82.849
7	13:01:53.375	<b>1:15.783</b>	22.066	<b>29.232</b>	24.485	94.252	81.048

(41) Lukasz PIEC

1	12:54:00.752	<b>1:13.506</b>	21.585	29.717	22.204	49.968	98.111
2	12:55:09.558	<b>1:08.806</b>	19.081	27.983	21.742	103.242	99.125
3	12:56:15.741	<b>1:06.183</b>	18.974	26.281	20.928	108.764	100.310
4	12:57:21.775	<b>1:06.034</b>	19.117	25.921	20.996	112.976	99.419
5	12:58:27.380	<b>1:05.605</b>	19.173	25.817	20.615	109.296	106.015
6	12:59:32.030	<b>1:04.650</b>	18.658	25.552	<b>20.440</b>	113.549	106.689
7	13:00:37.483	<b>1:05.453</b>	18.287	25.675	21.491	113.357	106.015
8	13:01:41.718	<b>1:04.235</b>	18.185	25.292	20.758	113.357	107.544
9	13:02:45.698	<b>1:03.980</b>	<b>17.939</b>	<b>25.085</b>	20.956	<b>114.323</b>	<b>111.474</b>

(67) Des BURNS

1	12:53:47.793	<b>1:11.265</b>	21.899	27.912	21.454	46.797	103.882
2	12:54:53.183	<b>1:05.390</b>	18.430	26.212	20.748	<b>120.697</b>	106.183
3	12:55:57.382	<b>1:04.199</b>	<b>17.748</b>	25.689	20.762	112.220	114.714
4	12:57:02.126	<b>1:04.744</b>	18.286	25.908	20.550	116.304	117.526
5	12:58:06.550	<b>1:04.424</b>	18.023	25.644	20.757	119.621	<b>118.775</b>
6	12:59:10.595	<b>1:04.045</b>	18.416	<b>25.226</b>	<b>20.403</b>	115.703	116.103
7	13:00:14.824	<b>1:04.229</b>	17.863	25.841	20.525	116.304	118.147

(14) James CRAWFORD

1	12:53:59.952	<b>1:16.955</b>	24.353	29.476	23.126	40.353	92.054
2	12:55:11.001	<b>1:11.049</b>	19.337	29.071	22.641	118.985	100.914
3	12:56:18.009	<b>1:07.008</b>	19.086	26.372	21.550	110.556	109.653
4	12:57:22.970	<b>1:04.961</b>	18.498	25.464	20.999	121.352	113.166
5	12:58:28.443	<b>1:05.473</b>	18.676	26.019	20.778	122.014	111.290
6	12:59:33.566	<b>1:05.123</b>	18.902	25.480	20.741	121.133	111.105
7	13:00:38.218	<b>1:04.652</b>	<b>18.089</b>	25.329	21.234	122.459	113.549
8	13:01:42.263	<b>1:04.045</b>	18.101	<b>25.240</b>	<b>20.704</b>	117.526	<b>114.714</b>
9	13:02:47.087	<b>1:04.824</b>	18.141	25.277	21.406	<b>127.098</b>	111.474

(51) Callum JACKSON

1	12:53:50.355	<b>1:14.433</b>	22.293	29.077	23.063	48.244	107.030
2	12:54:58.524	<b>1:08.169</b>	19.153	27.128	21.888	117.940	106.859
3	12:56:06.106	<b>1:07.582</b>	18.921	26.731	21.930	128.313	96.558
4	12:57:12.090	<b>1:05.984</b>	18.742	25.904	<b>21.338</b>	122.459	113.357
5	12:58:18.667	<b>1:06.577</b>	18.957	26.203	21.417	123.815	102.298

Clerk of the Course.

Sig : Time :

Chief Timekeeper : Ian Sharp (SMART Timing)

Results available at [www.smart-timing.co.uk](http://www.smart-timing.co.uk) and [www.speedhive.com](http://www.speedhive.com)

Printed: 28/07/2018 13:08:16

Orbits





**KMSC National Motorcycle Racing AC**


Scottish Championship Superbikes & KMSC Clubman

Knockhill 1.267 miles

Race 5 - 1st Race

28/07/2018 14:15

Race (10 Laps)



POLE POSITION

<b>3</b> 99 Callum GRIGOR 59.156	<b>2</b> 72 Sean GILFILLAN 58.247	<b>1</b> 94 Greg GILFILLAN 57.725	<b>1</b>
<b>6</b> 1 Bruce BIRNIE 1:00.279	<b>5</b> 18 Clint WALKER 59.955	<b>4</b> 45 Ewan GRAY 59.402	<b>2</b>
<b>9</b> 98 Christopher LIDDELL 1:01.051	<b>8</b> 71 Gavin JONES 1:00.512	<b>7</b> 32 John MacDONALD 1:00.290	<b>3</b>
<b>12</b> 30 Alan RENNIE 1:01.558	<b>11</b> 122 David SUDDER 1:01.264	<b>10</b> 34 John DEAN 1:01.228	<b>4</b>
<b>15</b> 29 Andrew BUCHANAN 1:02.321	<b>14</b> 17 Gordon MacDONALD 1:02.131	<b>13</b> 26 Steven McINTYRE 1:02.066	<b>5</b>
<b>18</b> 37 Steven PATTERSON 1:03.533	<b>17</b> 75 Charlie BUNYAN 1:03.051	<b>16</b> 69 Rodney SCOTT 1:02.833	<b>6</b>
<b>21</b> 14 James CRAWFORD 1:04.045	<b>20</b> 67 Des BURNS 1:04.045	<b>19</b> 41 Lukasz PIEC 1:03.980	<b>7</b>
<b>24</b> 52 Charlie FLETT 1:11.633	<b>23</b> 117 Joe HENDRIE 1:06.142	<b>22</b> 51 Callum JACKSON 1:05.266	<b>8</b>
		<b>25</b> 19 Nic BOYES 1:15.783	<b>9</b>

Clerk of the Course.

Orbits

Sig : Time :

Chief Timekeeper : Ian Sharp (SMART Timing)

Results available at [www.smart-timing.co.uk](http://www.smart-timing.co.uk) and [www.speedhive.com](http://www.speedhive.com)

Printed: 28/07/2018 13:05:36



## KMSC National Motorcycle Racing AC


Scottish Championship Superbikes & KMSC Clubman

Knockhill 1.267 miles

Race 26 - 2nd Race - AMENDED GRID

29/07/2018 13:45

Race (10 Laps)



AMENDED GRID - Bike No.10 added to back of grid

POLE POSITION

3	2	1	
99 Callum GRIGOR 59.156	72 Sean GILFILLAN 58.247	94 Greg GILFILLAN 57.725	1
6	5	4	2
1 Bruce BIRNIE 1:00.279	18 Clint WALKER 59.955	45 Ewan GRAY 59.402	
9	8	7	3
98 Christopher LIDDELL 1:01.051	71 Gavin JONES 1:00.512	32 John MacDONALD 1:00.290	
12	11	10	4
30 Alan RENNIE 1:01.558	122 David SUDDER 1:01.264	34 John DEAN 1:01.228	
15	14	13	5
29 Andrew BUCHANAN 1:02.321	17 Gordon MacDONALD 1:02.131	26 Steven McINTYRE 1:02.066	
18	17	16	6
37 Steven PATTERSON 1:03.533	75 Charlie BUNYAN 1:03.051	69 Rodney SCOTT 1:02.833	
21	20	19	7
14 James CRAWFORD 1:04.045	67 Des BURNS 1:04.045	41 Lukasz PIEC 1:03.980	
24	23	22	8
52 Charlie FLETT 1:11.633	117 Joe HENDRIE 1:06.142	51 Callum JACKSON 1:05.266	
	26	25	9
	10 John McGUINNESS	19 Nic BOYES 1:15.783	

Clerk of the Course.

Orbits

Sig : Time :  
Chief Timekeeper : Ian Sharp (SMART Timing)  
Results available at [www.smart-timing.co.uk](http://www.smart-timing.co.uk) and [www.speedhive.com](http://www.speedhive.com)



# Qualifying Results

**KMSC National Motorcycle Racing AC**
**Sorted on best lap time**

Scottish Sidecars

Knockhill 1.267 miles

Qualifying

28/07/2018 12:15

Practice (10:00 Time) started at 13:16:16

Pos	No.	Name	Make/Model	CC	Class	Laps	Best Tm	In Lap	Diff	Avg. Speed
1	19	ROBINSON / GRAVEL		LCR F2 600	SC	9	1:06.101	9		64.814
2	93	KIRKUP / SADLER	Windle Suzuki	600	SC	9	1:08.140	8	2.039	62.817
3	114	AMOS / PRING	Suzuki Windle	GSXR1000	SC	9	1:08.638	6	2.537	62.621
4	8	BELL / MAYHEW	LCR Suzuki	1000	SC	8	1:09.533	8	3.432	58.403
5	22	LITHGOW / BRUNTON	Shelbourne RR	600	SC	8	1:12.298	8	6.197	58.316
6	7	ZAKARAUSKAS / STEPHEN	Suzuki	LCR F2	SC	8	1:13.160	8	7.059	58.626
7	11	MAYHEW / TAYLOR	Ireson Honda	600	SC	8	1:14.798	8	8.697	56.824
8	964	ANDERSON / HUGHES	Baker	R1	SC	4	1:20.567	1	14.466	42.412
9	56	McKAY / SZANEL	Ireson Suzuki	750	SC	7	1:28.765	7	22.664	48.563
10	50	BROWNE / SOUTER	Ireson Suzuki	750	SC	4	1:40.367	4	34.266	43.653

Clerk of the Course.

Orbits

Sig : Time :

Chief Timekeeper : Ian Sharp (SMART Timing)

 Results available at [www.smart-timing.co.uk](http://www.smart-timing.co.uk) and [www.speedhive.com](http://www.speedhive.com)

Printed: 28/07/2018 13:50:34



## KMSC National Motorcycle Racing AC

Scottish Sidecars

Knockhill 1.267 miles

Qualifying

28/07/2018 12:15

Practice (10:00 Time) started at 13:16:16

Lap	Time of Day	Lap Tm	S1	S2	S3	SFSpd	S1Spd	Lap	Time of Day	Lap Tm	S1	S2	S3	SFSpd	S1Spd
<b>(19) ROBINSON / GRAVEL</b>															
1	13:17:39.497	<b>1:19.038</b>	25.976	29.665	23.397	36.060	70.417	1	13:18:21.327	<b>1:20.567</b>	25.660	<b>29.532</b>	<b>25.375</b>	28.149	73.583
2	13:18:49.033	<b>1:09.536</b>	19.832	27.316	22.388	102.142	88.884	2	13:20:39.756	<b>2:18.429</b>	<b>22.007</b>			<b>90.077</b>	<b>81.244</b>
3	13:19:58.646	<b>1:09.613</b>	19.964	27.309	22.340	108.064	85.596	3	13:22:03.605	<b>1:23.849</b>	23.168	32.969	27.712	48.348	69.254
4	13:21:07.889	<b>1:09.243</b>	20.314	26.843	22.086	105.020	81.739	4	13:23:26.414	<b>1:22.809</b>	23.112	32.083	27.614	81.146	70.123
5	13:22:15.604	<b>1:07.715</b>	19.537	26.521	21.657	105.184	85.054	<b>(56) McKAY / SZANEL</b>							
6	13:23:24.672	<b>1:09.068</b>	19.443	26.342	23.283	107.890	<b>92.690</b>	1	13:18:04.576	<b>1:36.022</b>	29.346	36.440	30.236	35.488	63.369
7	13:24:34.891	<b>1:10.219</b>	19.932	28.827	21.460	102.298	80.081	2	13:19:35.430	<b>1:30.854</b>	26.540	36.188	<b>28.126</b>	75.657	65.535
8	13:25:43.497	<b>1:08.606</b>	19.200	<b>25.552</b>	23.854	<b>112.976</b>	90.077	3	13:21:08.782	<b>1:33.352</b>	25.744	38.005	29.603	80.368	61.680
9	13:26:49.598	<b>1:06.101</b>	<b>19.126</b>	25.630	<b>21.345</b>	105.349	91.928	4	13:22:41.854	<b>1:33.072</b>	26.669	36.801	29.602	74.070	61.623
<b>(93) KIRKUP / SADLER</b>															
1	13:17:43.473	<b>1:21.076</b>	25.293	31.535	24.248	43.295	63.912	5	13:24:13.082	<b>1:31.228</b>	25.869	36.417	28.942	<b>82.951</b>	63.912
2	13:18:56.138	<b>1:12.665</b>	20.512	28.801	23.352	102.611	82.747	6	13:25:44.927	<b>1:31.845</b>	25.430	37.275	29.140	76.958	69.183
3	13:20:08.461	<b>1:12.323</b>	20.384	28.752	23.187	108.941	74.813	7	13:27:13.692	<b>1:28.765</b>	<b>24.630</b>	<b>35.141</b>	28.994	80.272	<b>72.549</b>
4	13:21:19.541	<b>1:11.080</b>	19.838	28.428	22.814	107.717	85.706	<b>(50) BROWNE / SOUTER</b>							
5	13:22:30.842	<b>1:11.301</b>	19.786	28.206	23.309	<b>110.374</b>	86.927	1	13:18:11.577	<b>1:41.186</b>	31.129	<b>38.682</b>	<b>31.375</b>	30.311	58.815
6	13:23:42.934	<b>1:12.092</b>	20.284	28.713	23.095	103.721	75.914	2	13:19:53.040	<b>1:41.463</b>	28.055	40.428	32.980	65.986	65.535
7	13:24:53.045	<b>1:10.111</b>	19.626	27.152	23.333	107.717	89.836	3	13:21:33.821	<b>1:40.781</b>	28.540	40.798	31.443	67.991	65.407
8	13:26:01.185	<b>1:08.140</b>	<b>19.012</b>	26.735	<b>22.393</b>	109.118	<b>92.308</b>	4	13:23:14.188	<b>1:40.367</b>	<b>27.480</b>	39.611	33.276	<b>74.070</b>	<b>70.789</b>
9	13:27:09.731	<b>1:08.546</b>	19.418	<b>26.210</b>	22.918	107.890	89.716	<b>(114) AMOS / PRING</b>							
1	13:17:49.042	<b>1:22.846</b>	24.856	32.135	25.855	31.805	73.342	1	13:17:51.187	<b>1:24.015</b>	26.540	33.091	24.384	32.993	73.102
2	13:19:00.659	<b>1:11.617</b>	20.929	27.509	23.179	93.595	86.814	2	13:19:09.526	<b>1:18.339</b>	22.260	31.343	24.736	88.299	71.315
3	13:20:11.572	<b>1:10.913</b>	19.817	28.112	22.984	105.681	88.068	3	13:20:26.057	<b>1:16.531</b>	21.881	30.667	23.983	83.571	78.857
4	13:21:22.488	<b>1:10.916</b>	19.884	28.794	22.238	107.030	88.532	4	13:21:42.045	<b>1:15.988</b>	21.361	30.278	24.349	88.884	82.139
5	13:22:32.487	<b>1:09.999</b>	19.232	28.990	<b>21.777</b>	116.103	90.686	5	13:22:59.040	<b>1:16.995</b>	22.470	31.193	23.332	82.442	77.941
6	13:23:41.125	<b>1:08.638</b>	19.775	<b>26.826</b>	22.037	108.941	92.947	6	13:24:14.081	<b>1:15.041</b>	21.724	29.314	24.003	87.952	81.739
7	13:24:51.342	<b>1:10.217</b>	<b>18.971</b>	27.002	24.244	114.129	92.054	7	13:25:29.655	<b>1:15.574</b>	23.461	29.251	<b>22.862</b>	82.849	81.639
8	13:26:00.678	<b>1:09.336</b>	19.303	27.383	22.650	<b>116.506</b>	<b>96.558</b>	8	13:26:41.953	<b>1:12.298</b>	<b>20.719</b>	<b>28.305</b>	23.274	<b>95.053</b>	<b>87.952</b>
9	13:27:11.773	<b>1:11.095</b>	20.126	27.444	23.525	109.474	81.938	<b>(8) BELL / MAYHEW</b>							
1	13:18:27.751	<b>1:30.677</b>	35.581	31.927	23.169	17.132	60.240	1	13:18:27.751	<b>1:30.677</b>	35.581	31.927	23.169	17.132	60.240
2	13:19:39.050	<b>1:11.299</b>	19.412	29.607	22.280	<b>122.459</b>	83.363	2	13:19:39.050	<b>1:11.299</b>	19.412	29.607	22.280	<b>122.459</b>	83.363
3	13:20:49.219	<b>1:10.169</b>	20.528	27.644	21.997	107.717	85.270	3	13:20:49.219	<b>1:10.169</b>	20.528	27.644	21.997	107.717	85.270
4	13:21:59.437	<b>1:10.218</b>	19.922	27.816	22.480	113.549	79.700	4	13:21:59.437	<b>1:10.218</b>	19.922	27.816	22.480	113.549	79.700
5	13:23:10.151	<b>1:10.714</b>	19.803	27.077	23.834	107.030	81.739	5	13:23:10.151	<b>1:10.714</b>	19.803	27.077	23.834	107.030	81.739
6	13:24:19.967	<b>1:09.816</b>	20.932	<b>26.944</b>	<b>21.940</b>	99.125	<b>89.836</b>	6	13:24:19.967	<b>1:09.816</b>	20.932	<b>26.944</b>	<b>21.940</b>	99.125	<b>89.836</b>
7	13:25:31.489	<b>1:11.522</b>	<b>19.287</b>	29.993	22.242	108.764	79.323	7	13:25:31.489	<b>1:11.522</b>	<b>19.287</b>	29.993	22.242	108.764	79.323
8	13:26:41.022	<b>1:09.533</b>	20.136	27.437	21.960	103.242	87.722	8	13:26:41.022	<b>1:09.533</b>	20.136	27.437	21.960	103.242	87.722
<b>(22) LITHGOW / BRUNTON</b>															
1	13:17:51.187	<b>1:24.015</b>	26.540	33.091	24.384	32.993	73.102	1	13:17:51.187	<b>1:24.015</b>	26.540	33.091	24.384	32.993	73.102
2	13:19:09.526	<b>1:18.339</b>	22.260	31.343	24.736	88.299	71.315	2	13:19:09.526	<b>1:18.339</b>	22.260	31.343	24.736	88.299	71.315
3	13:20:26.057	<b>1:16.531</b>	21.881	30.667	23.983	83.571	78.857	3	13:20:26.057	<b>1:16.531</b>	21.881	30.667	23.983	83.571	78.857
4	13:21:42.045	<b>1:15.988</b>	21.361	30.278	24.349	88.884	82.139	4	13:21:42.045	<b>1:15.988</b>	21.361	30.278	24.349	88.884	82.139
5	13:22:59.040	<b>1:16.995</b>	22.470	31.193	23.332	82.442	77.941	5	13:22:59.040	<b>1:16.995</b>	22.470	31.193	23.332	82.442	77.941
6	13:24:14.081	<b>1:15.041</b>	21.724	29.314	24.003	87.952	81.739	6	13:24:14.081	<b>1:15.041</b>	21.724	29.314	24.003	87.952	81.739
7	13:25:29.655	<b>1:15.574</b>	23.461	29.251	<b>22.862</b>	82.849	81.639	7	13:25:29.655	<b>1:15.574</b>	23.461	29.251	<b>22.862</b>	82.849	81.639
8	13:26:41.953	<b>1:12.298</b>	<b>20.719</b>	<b>28.305</b>	23.274	<b>95.053</b>	<b>87.952</b>	8	13:26:41.953	<b>1:12.298</b>	<b>20.719</b>	<b>28.305</b>	23.274	<b>95.053</b>	<b>87.952</b>
<b>(7) ZAKARAUSKAS / STEPHEN</b>															
1	13:17:49.672	<b>1:26.034</b>	25.737	33.245	27.052	39.267	60.841	1	13:17:49.672	<b>1:26.034</b>	25.737	33.245	27.052	39.267	60.841
2	13:19:07.559	<b>1:17.887</b>	22.721	30.658	24.508	98.398	66.377	2	13:19:07.559	<b>1:17.887</b>	22.721	30.658	24.508	98.398	66.377
3	13:20:22.312	<b>1:14.753</b>	20.728	30.110	23.915	101.218	78.305	3	13:20:22.312	<b>1:14.753</b>	20.728	30.110	23.915	101.218	78.305
4	13:21:36.554	<b>1:14.242</b>	20.424	29.721	24.097	102.298	<b>83.157</b>	4	13:21:36.554	<b>1:14.242</b>	20.424	29.721	24.097	102.298	<b>83.157</b>
5	13:22:51.681	<b>1:15.127</b>	22.023	29.365	23.739	99.566	78.857	5	13:22:51.681	<b>1:15.127</b>	22.023	29.365	23.739	99.566	78.857
6	13:24:12.070	<b>1:20.389</b>	<b>20.260</b>	32.406	27.723	104.366	79.230	6	13:24:12.070	<b>1:20.389</b>	<b>20.260</b>	32.406	27.723	104.366	79.230
7	13:25:25.485	<b>1:13.415</b>	21.013	28.795	<b>23.607</b>	<b>107.372</b>	78.397	7	13:25:25.485	<b>1:13.415</b>	21.013	28.795	<b>23.607</b>	<b>107.372</b>	78.397
8	13:26:38.645	<b>1:13.160</b>	20.479	<b>28.574</b>	24.107	102.454	79.890	8	13:26:38.645	<b>1:13.160</b>	20.479	<b>28.574</b>	24.107	102.454	79.890
<b>(11) MAYHEW / TAYLOR</b>															
1	13:17:57.618	<b>1:26.277</b>	28.585	31.962	25.730	33.387	65.153	1	13:17:57.618	<b>1:26.277</b>	28.585	31.962	25.730	33.387	65.153
2	13:19:15.303	<b>1:17.685</b>	22.073	30.225	25.387	87.952	74.316	2	13:19:15.303	<b>1:17.685</b>	22.073	30.225	25.387	87.952	74.316
3	13:20:33.749	<b>1:18.446</b>	22.774	30.154	25.518	87.494	74.316	3	13:20:33.749	<b>1:18.446</b>	22.774	30.154	25.518	87.494	74.316
4	13:21:50.711	<b>1:16.962</b>	21.912	29.767	25.283	92.181	77.402	4	13						

## KMSC National Motorcycle Racing AC


Scottish Sidecars

Knockhill 1.267 miles

Race 6 - 1st Race

28/07/2018 14:30

Race (10 Laps)



POLE POSITION

<b>2</b>
93 KIRKUP / SADLER 1:08.140
<b>4</b>
8 BELL / MAYHEW 1:09.533
<b>6</b>
7 ZAKARAUSKAS / STEPHEN 1:13.160
<b>8</b>
964 ANDERSON / HUGHES 1:20.567
<b>10</b>
50 BROWNE / SOUTER 1:40.367

<b>1</b>
19 ROBINSON / GRAVEL 1:06.101
<b>3</b>
114 AMOS / PRING 1:08.638
<b>5</b>
22 LITHGOW / BRUNTON 1:12.298
<b>7</b>
11 MAYHEW / TAYLOR 1:14.798
<b>9</b>
56 MCKAY / SZANEL 1:28.765

1  
2  
3  
4  
5

Clerk of the Course.

Sig :                      Time :  
Chief Timekeeper : Ian Sharp (SMART Timing)

Results available at [www.smart-timing.co.uk](http://www.smart-timing.co.uk) and [www.speedhive.com](http://www.speedhive.com)

Orbits





## KMSC National Motorcycle Racing AC


Scottish Sidecars

Knockhill 1.267 miles

Race 27 - 2nd Race

29/07/2018 14:00

Race (10 Laps)



POLE POSITION

2	1	1
93 KIRKUP / SADLER 1:08.140	19 ROBINSON / GRAVEL 1:06.101	
4	3	2
8 BELL / MAYHEW 1:09.533	114 AMOS / PRING 1:08.638	
6	5	3
7 ZAKARAUSKAS / STEPHEN 1:13.160	22 LITHGOW / BRUNTON 1:12.298	
8	7	4
964 ANDERSON / HUGHES 1:20.567	11 MAYHEW / TAYLOR 1:14.798	
10	9	5
50 BROWNE / SOUTER 1:40.367	56 MCKAY / SZANEL 1:28.765	

Clerk of the Course.

Orbits

Sig :                      Time :  
 Chief Timekeeper : Ian Sharp (SMART Timing)  
 Results available at [www.smart-timing.co.uk](http://www.smart-timing.co.uk) and [www.speedhive.com](http://www.speedhive.com)



# Qualifying Results

**KMSC National Motorcycle Racing AC**

**Sorted on best lap time**

Scottish Pre-Injection 600

Knockhill 1.267 miles

Qualifying

28/07/2018 12:30

Practice (10:00 Time) started at 13:29:26

Pos	No.	Name	Make/Model	CC	Class	Laps	Best Tm	In Lap	Diff	Avg. Speed
1	41	Kieran MURRAY	Yamaha	R6 600	PI6	8	57.587	7		70.091
2	15	Jon DICKIE	Yamaha	R6 600	PI6	9	59.255	9	1.668	70.906
3	22	William MASON	Yamaha	R6 600	PI6	10	59.378	6	1.791	74.000
4	54	Cameron ROBB	Yamaha	R6 600	PI6	9	1:01.505	8	3.918	68.923
5	92	Andrew CRAIGMILE	Yamaha	R6 600	PI6	9	1:01.875	7	4.288	67.635
6	8	Patryk MOTYKA	Yamaha	R6 600	PI6	10	1:01.966	7	4.379	68.841
7	93	Lee SEAGER	Yamaha	ZX6R Ninja	PI6	9	1:02.146	9	4.559	66.599
8	17	Gary WHITEFORD	Kawasaki	ZX6R	PI6	8	1:02.248	6	4.661	67.647
9	75	Harry PULLAR	Yamaha	R6 600	PI6	8	1:02.766	6	5.179	64.041
10	32	John MacDONALD	Yamaha	R1	PI6	10	1:02.921	7	5.334	68.809
11	95	Michael MacKINNON	Yamaha	R6 600	PI6	9	1:03.344	8	5.757	66.667
12	21	Andy LOCK	Yamaha	R6 600	PI6	9	1:03.989	8	6.402	66.676
13	70	Simon HARDY	Yamaha	R6 600	PI6	9	1:04.560	9	6.973	65.037
14	88	Andrew JONES-LOFTING	Honda	CBR600FX	PI6	9	1:04.580	7	6.993	64.658
15	38	Mark LANGLANDS	Yamaha	R6 600	PI6	9	1:05.596	7	8.009	65.681
16	51	Neil MUNRO	Yamaha	R6 600	PI6	9	1:05.912	8	8.325	64.598
17	117	Scott MILNE	Yamaha	R6	PI6	9	1:06.266	8	8.679	64.150
18	60	Dougie BROWN	Yamaha	R6 600	PI6	9	1:06.652	6	9.065	63.818
19	31	Darren ANDERSON	Kawasaki	ZXR 600	PI6	9	1:07.409	8	9.822	63.865
20	68	Paul WISHART	Yamaha	R6 600	PI6	3	1:07.814	2	10.227	61.905
21	23	Paul REID	Honda	CBR600	PI6	9	1:09.260	8	11.673	63.646

Clerk of the Course.

Orbits

Sig : Time :  
Chief Timekeeper : Ian Sharp (SMART Timing)  
Results available at [www.smart-timing.co.uk](http://www.smart-timing.co.uk) and [www.speedhive.com](http://www.speedhive.com)



## KMSC National Motorcycle Racing AC

Scottish Pre-Injection 600

Knockhill 1.267 miles

Qualifying

28/07/2018 12:30

Practice (10:00 Time) started at 13:29:26

Lap	Time of Day	Lap Tm	S1	S2	S3	SFSpd	S1Spd
(41) Kieran MURRAY							
1	13:30:39.366	<b>1:04.870</b>	19.657	24.398	20.815	48.140	108.064
2	13:31:39.974	<b>1:00.608</b>	17.766	22.930	19.912	125.905	109.653
3	13:32:40.572	<b>1:00.598</b>	17.008	23.605	19.985	127.824	112.033
4	13:34:10.398	<b>1:29.826</b>	16.941	22.649	50.236	130.053	<b>112.220</b>
5	13:35:12.310	<b>1:01.912</b>	19.263	22.860	19.789	43.804	107.890
6	13:36:11.185	<b>58.875</b>	16.721	22.493	19.661	130.560	111.105
7	13:37:08.772	<b>57.587</b>	<b>16.548</b>	<b>21.795</b>	<b>19.244</b>	130.306	111.474
8	13:38:07.583	<b>58.811</b>	16.591	22.838	19.382	131.070	110.922

Lap	Time of Day	Lap Tm	S1	S2	S3	SFSpd	S1Spd
(15) Jon DICKIE							
1	13:30:36.366	<b>1:06.783</b>	19.718	26.032	21.033	47.226	109.653
2	13:31:38.340	<b>1:01.974</b>	17.703	23.708	20.563	115.703	110.739
3	13:32:39.625	<b>1:01.285</b>	17.297	23.573	20.415	116.709	111.474
4	13:33:40.434	<b>1:00.809</b>	17.130	23.282	20.397	122.236	110.739
5	13:34:41.590	<b>1:01.156</b>	17.025	23.987	20.144	125.435	112.033
6	13:35:42.798	<b>1:01.208</b>	17.553	23.376	20.279	120.265	111.660
7	13:36:56.773	<b>1:13.975</b>	22.074	28.727	23.174	114.714	69.542
8	13:38:06.666	<b>1:09.893</b>	23.328	25.912	20.653	96.558	85.706
9	13:39:05.921	<b>59.255</b>	<b>16.823</b>	<b>22.533</b>	<b>19.899</b>	<b>127.339</b>	<b>112.408</b>

Lap	Time of Day	Lap Tm	S1	S2	S3	SFSpd	S1Spd
(22) William MASON							
1	13:30:37.796	<b>1:07.631</b>	20.763	25.961	20.907	46.961	103.402
2	13:31:39.534	<b>1:01.738</b>	17.761	24.045	19.932	121.572	109.474
3	13:32:40.357	<b>1:00.823</b>	17.230	23.649	19.944	125.670	110.556
4	13:33:40.736	<b>1:00.379</b>	16.981	23.244	20.154	127.581	<b>110.922</b>
5	13:34:41.670	<b>1:00.934</b>	17.006	23.894	20.034	<b>129.551</b>	110.374
6	13:35:41.048	<b>59.378</b>	16.867	23.033	19.478	128.805	109.653
7	13:36:43.635	<b>1:02.587</b>	17.482	24.499	20.606	129.551	109.653
8	13:37:43.226	<b>59.591</b>	16.875	23.255	<b>19.461</b>	124.735	109.653
9	13:38:43.744	<b>1:00.518</b>	<b>16.790</b>	23.452	20.276	129.302	110.374
10	13:39:43.358	<b>59.614</b>	16.958	<b>23.017</b>	19.639	129.053	110.739

Lap	Time of Day	Lap Tm	S1	S2	S3	SFSpd	S1Spd
(54) Cameron ROBB							
1	13:30:51.514	<b>1:16.150</b>	23.530			43.267	99.419
2	13:31:57.658	<b>1:06.144</b>	19.223	25.823	21.098	117.526	96.697
3	13:33:04.691	<b>1:07.033</b>	19.354	25.745	21.934	117.321	98.833
4	13:34:09.563	<b>1:04.872</b>	18.940	24.799	21.133	115.107	101.218
5	13:35:13.707	<b>1:04.144</b>	18.213			125.905	102.768
6	13:36:16.467	<b>1:02.760</b>	18.016	24.230	20.514	127.581	104.204
7	13:37:18.636	<b>1:02.169</b>	17.565	23.774	20.830	127.824	106.859
8	13:38:20.141	<b>1:01.505</b>	<b>17.404</b>	<b>23.710</b>	20.391	130.306	<b>110.374</b>
9	13:39:22.582	<b>1:02.441</b>	17.917	24.212	<b>20.312</b>	124.273	106.689

Lap	Time of Day	Lap Tm	S1	S2	S3	SFSpd	S1Spd
(92) Andrew CRAIGMILE							
1	13:30:53.445	<b>1:15.801</b>	23.489	29.295	23.017	49.271	93.465
2	13:31:59.733	<b>1:06.288</b>	19.644	25.462	21.182	112.220	102.768
3	13:33:06.538	<b>1:06.805</b>	19.813	25.350	21.642	120.049	105.681
4	13:34:14.384	<b>1:07.846</b>	21.485	24.909	21.452	118.775	104.043
5	13:35:18.461	<b>1:04.077</b>	18.226	24.480	21.371	117.116	108.764
6	13:36:21.506	<b>1:03.045</b>	18.072	24.598	<b>20.375</b>	122.014	100.011
7	13:37:23.381	<b>1:01.875</b>	<b>17.237</b>	<b>24.206</b>	20.432	124.968	108.588
8	13:38:30.888	<b>1:07.507</b>	17.740	26.489	23.278	125.670	105.848
9	13:39:33.924	<b>1:03.036</b>	17.350	25.058	20.628	<b>126.618</b>	<b>109.474</b>

Lap	Time of Day	Lap Tm	S1	S2	S3	SFSpd	S1Spd
(8) Patryk MOTYKA							
1	13:30:42.591	<b>1:11.846</b>	22.192	27.460	22.194	46.863	93.335
2	13:31:49.395	<b>1:06.804</b>	19.742	25.985	21.077	101.524	99.419
3	13:32:54.327	<b>1:04.932</b>	18.601	25.174	21.157	110.922	103.882
4	13:33:57.978	<b>1:03.651</b>	18.041	24.703	20.907	120.480	105.515
5	13:35:02.668	<b>1:04.690</b>	17.950	25.759	20.981	119.621	102.142
6	13:36:05.507	<b>1:02.839</b>	17.894	24.639	20.306	119.196	103.882
7	13:37:07.473	<b>1:01.966</b>	17.693	<b>23.986</b>	<b>20.287</b>	119.196	104.204
8	13:38:09.945	<b>1:02.472</b>	17.620	24.428	20.424	<b>120.697</b>	<b>106.859</b>
9	13:39:15.692	<b>1:05.747</b>	<b>17.475</b>	24.456	23.816	120.480	103.084
10	13:40:29.546	<b>1:13.854</b>	24.929	27.487	21.438	97.824	48.877

Lap	Time of Day	Lap Tm	S1	S2	S3	SFSpd	S1Spd
(93) Lee SEAGER							
1	13:30:55.604	<b>1:20.368</b>	24.936	30.910	24.522	41.196	84.839
2	13:32:11.999	<b>1:16.395</b>	21.737	31.483	23.175	99.419	67.242
3	13:33:18.589	<b>1:06.590</b>	19.243	25.784	21.563	115.305	99.863
4	13:34:25.603	<b>1:07.014</b>	18.597	26.471	21.946	122.459	103.561
5	13:35:32.397	<b>1:06.794</b>	18.569	26.466	21.759	119.835	93.076

Lap	Time of Day	Lap Tm	S1	S2	S3	SFSpd	S1Spd
6	13:36:35.644	<b>1:03.247</b>	18.538	23.900	20.809	118.775	<b>104.043</b>
7	13:37:38.615	<b>1:02.971</b>	18.090	23.857	21.024	<b>123.360</b>	103.084
8	13:38:41.222	<b>1:02.607</b>	18.138	23.952	<b>20.517</b>	123.133	103.242
9	13:39:43.368	<b>1:02.146</b>	<b>17.943</b>	<b>23.615</b>	20.588	122.014	103.721

Lap	Time of Day	Lap Tm	S1	S2	S3	SFSpd	S1Spd
(17) Gary WHITEFORD							
1	13:30:56.446	<b>1:17.501</b>	25.085			41.322	80.561
2	13:32:04.543	<b>1:08.097</b>	20.746			102.142	88.649
3	13:33:11.164	<b>1:06.621</b>	18.535	26.328	21.758	121.133	99.566
4	13:34:14.763	<b>1:03.599</b>	17.961			125.905	103.084
5	13:35:18.572	<b>1:03.809</b>	18.226			124.735	<b>105.681</b>
6	13:36:20.820	<b>1:02.248</b>	17.748	<b>24.204</b>	<b>20.296</b>	127.339	103.721
7	13:37:23.085	<b>1:02.265</b>	<b>17.678</b>			129.551	105.681
8	13:38:26.390	<b>1:03.305</b>	18.009			<b>129.802</b>	104.529

Lap	Time of Day	Lap Tm	S1	S2	S3	SFSpd	S1Spd
(75) Harry PULLAR							
1	13:31:14.010	<b>1:26.444</b>	26.936	33.424	26.084	36.255	86.927
2	13:32:27.561	<b>1:13.551</b>	21.689	29.201	22.661	100.460	92.947
3	13:33:37.490	<b>1:09.929</b>	20.130	27.917	21.882	106.520	104.692
4	13:34:43.551	<b>1:06.061</b>	18.787	26.127	21.147	121.352	108.588
5	13:35:47.493	<b>1:03.942</b>	18.491	24.735	20.716	117.116	110.012
6	13:36:50.259	<b>1:02.766</b>	<b>17.896</b>	24.406	20.464	123.133	110.739
7	13:37:53.992	<b>1:03.733</b>	18.073	25.087	20.573	<b>123.360</b>	110.193
8	13:38:56.767	<b>1:02.775</b>	18.350	<b>24.149</b>	<b>20.276</b>	112.408	<b>111.474</b>

Lap	Time of Day	Lap Tm	S1	S2	S3	SFSpd	S1Spd
(32) John MacDONALD							
1	13:30:44.370	<b>1:12.929</b>	22.875	27.253	22.801	45.130	97.399
2	13:31:52.530	<b>1:08.160</b>	20.379	25.785	21.996	107.372	98.398
3	13:32:58.496	<b>1:05.966</b>	18.982	25.344	21.640	114.323	99.419
4	13:34:03.934	<b>1:05.438</b>	19.032	25.030	21.376	116.103	99.566
5	13:35:09.216	<b>1:05.282</b>	18.897	25.096	21.289	114.910	100.762
6	13:36:13.196	<b>1:03.980</b>	18.556	24.533	20.891	115.504	100.762
7	13:37:16.117	<b>1:02.921</b>	<b>17.860</b>	<b>24.283</b>	<b>20.778</b>	<b>120.049</b>	<b>101.218</b>
8	13:38:19.667	<b>1:03.550</b>	18.259	24.315	20.976	119.621	100.611
9	13:39:24.189	<b>1:04.522</b>	18.538	24.805	21.179	117.321	100.611
10	13:40:29.854	<b>1:05.665</b>	18.610	25.927	21.128	118.775	100.762

Lap	Time of Day	Lap Tm	S1	S2	S3	SFSpd	S1Spd
(95) Michael MacKINNON							
1	13:30:56.082	<b>1:19.377</b>	24.690	30.340	24.3		

## KMSC National Motorcycle Racing AC

Scottish Pre-Injection 600

Knockhill 1.267 miles

Qualifying

28/07/2018 12:30

Practice (10:00 Time) started at 13:29:26

Lap	Time of Day	Lap Tm	S1	S2	S3	SFSpd	S1Spd	Lap	Time of Day	Lap Tm	S1	S2	S3	SFSpd	S1Spd
4	13:34:28.573	<b>1:06.292</b>	18.830	26.293	21.169	123.360	104.366	7	13:37:53.321	<b>1:09.631</b>	20.615	26.441	22.575	96.836	99.714
5	13:35:36.071	<b>1:07.498</b>	19.278	26.802	21.418	<b>126.857</b>	95.053	8	13:39:02.581	<b>1:09.260</b>	19.972			98.398	97.682
6	13:36:44.991	<b>1:08.920</b>	19.843	27.638	21.439	118.356	100.011	9	13:40:11.966	<b>1:09.385</b>	<b>19.817</b>			<b>104.043</b>	98.398
7	13:37:49.571	<b>1:04.580</b>	18.747	<b>25.207</b>	<b>20.626</b>	121.352	104.204								
8	13:38:54.453	<b>1:04.882</b>	<b>18.065</b>	25.408	21.409	125.670	104.856								
9	13:40:01.865	<b>1:07.412</b>	19.321	26.783	21.308	124.044	<b>106.015</b>								

(38) Mark LANGLANDS

1	13:30:51.944	<b>1:19.792</b>	24.713	30.837	24.242	41.501	82.139
2	13:32:03.167	<b>1:11.223</b>	20.804	27.635	22.784	111.474	99.272
3	13:33:11.157	<b>1:07.990</b>	19.749	25.995	22.246	108.064	102.454
4	13:34:18.563	<b>1:07.406</b>	19.062	26.040	22.304	114.518	100.762
5	13:35:26.233	<b>1:07.670</b>	18.954	26.365	22.351	117.116	100.914
6	13:36:32.778	<b>1:06.545</b>	18.926	25.697	21.922	117.526	102.926
7	13:37:38.374	<b>1:05.596</b>	<b>18.499</b>	<b>25.300</b>	<b>21.797</b>	<b>120.697</b>	<b>104.043</b>
8	13:38:45.736	<b>1:07.362</b>	19.572	25.313	22.477	119.835	101.066
9	13:39:51.980	<b>1:06.244</b>	18.734	25.690	21.820	118.985	103.561

(51) Neil MUNRO

1	13:30:55.388	<b>1:21.403</b>	24.077	32.223	25.103	39.475	79.136
2	13:32:07.687	<b>1:12.299</b>	20.783	28.460	23.056	98.398	93.205
3	13:33:17.047	<b>1:09.360</b>	19.194	27.609	22.557	<b>115.107</b>	94.919
4	13:34:26.307	<b>1:09.260</b>	18.848	27.487	22.925	111.846	100.762
5	13:35:34.633	<b>1:08.326</b>	19.357	26.965	22.004	105.515	102.142
6	13:36:43.307	<b>1:08.674</b>	19.666	26.844	22.164	107.372	92.562
7	13:37:49.322	<b>1:06.015</b>	19.031	25.884	21.100	112.976	101.832
8	13:38:55.234	<b>1:05.912</b>	19.028	<b>25.856</b>	<b>21.028</b>	109.474	101.832
9	13:40:02.454	<b>1:07.220</b>	<b>18.777</b>	27.125	21.318	112.786	<b>105.349</b>

(117) Scott MILNE

1	13:30:58.787	<b>1:19.062</b>	24.732			42.826	75.572
2	13:32:09.518	<b>1:10.731</b>	19.776			114.714	86.035
3	13:33:18.417	<b>1:08.899</b>	19.396			115.305	95.188
4	13:34:27.689	<b>1:09.272</b>	19.619			118.985	<b>97.682</b>
5	13:35:35.329	<b>1:07.640</b>	19.060	26.801	21.779	<b>120.915</b>	97.399
6	13:36:45.199	<b>1:09.870</b>	19.611			117.733	94.919
7	13:37:53.154	<b>1:07.955</b>	19.587	26.332	22.036	111.105	92.054
8	13:38:59.420	<b>1:06.266</b>	18.989	<b>25.950</b>	<b>21.327</b>	118.147	96.143
9	13:40:06.894	<b>1:07.474</b>	<b>18.960</b>			120.480	89.836

(60) Dougie BROWN

1	13:31:04.641	<b>1:23.177</b>	27.571	31.719	23.887	35.007	72.004
2	13:32:15.371	<b>1:10.730</b>	20.646	27.389	22.695	109.118	96.005
3	13:33:24.315	<b>1:08.944</b>	19.998	26.567	22.379	114.714	98.543
4	13:34:32.775	<b>1:08.460</b>	19.458	26.806	22.196	117.733	98.688
5	13:35:40.272	<b>1:07.497</b>	19.617	26.051	21.829	114.910	100.161
6	13:36:46.924	<b>1:06.652</b>	19.409	<b>25.495</b>	<b>21.748</b>	<b>118.985</b>	101.832
7	13:37:54.285	<b>1:07.361</b>	19.050	26.264	22.047	117.321	99.272
8	13:39:02.828	<b>1:08.543</b>	19.983	26.632	21.928	110.556	103.561
9	13:40:10.228	<b>1:07.400</b>	<b>18.852</b>	26.126	22.422	116.912	<b>104.856</b>

(31) Darren ANDERSON

1	13:30:52.408	<b>1:19.101</b>	23.888	30.881	24.332	43.633	78.857
2	13:32:04.114	<b>1:11.706</b>	21.016	28.082	22.608	89.120	93.465
3	13:33:13.656	<b>1:09.542</b>	20.405	26.716	22.421	94.919	93.465
4	13:34:23.594	<b>1:09.938</b>	20.292	27.305	22.341	99.125	85.815
5	13:35:33.765	<b>1:10.171</b>	20.381	27.271	22.519	96.976	94.785
6	13:36:44.077	<b>1:10.312</b>	20.978	27.101	22.233	98.833	90.564
7	13:37:53.525	<b>1:09.448</b>	20.344	26.972	22.132	97.257	95.868
8	13:39:00.934	<b>1:07.409</b>	19.951	<b>25.984</b>	<b>21.474</b>	98.543	97.540
9	13:40:09.749	<b>1:08.815</b>	<b>19.819</b>	26.479	22.517	<b>101.524</b>	<b>97.682</b>

(68) Paul WISHART

1	13:30:49.339	<b>1:14.812</b>				35.172	
2	13:31:57.153	<b>1:07.814</b>	<b>19.206</b>			112.786	<b>100.460</b>
3	13:33:08.027	<b>1:10.874</b>			<b>23.496</b>	<b>117.321</b>	

(23) Paul REID

1	13:30:49.220	<b>1:16.404</b>	23.850			42.021	83.780
2	13:32:00.124	<b>1:10.904</b>	21.387			88.068	90.442
3	13:33:11.648	<b>1:11.524</b>	20.809	27.500	23.215	91.055	90.932
4	13:34:23.101	<b>1:11.453</b>	20.837			92.181	88.299
5	13:35:33.616	<b>1:10.515</b>	20.363	26.988	23.164	96.976	94.385
6	13:36:43.690	<b>1:10.074</b>	20.443			101.371	91.802

Clerk of the Course.

Sig : Time :

Chief Timekeeper : Ian Sharp (SMART Timing)

 Results available at [www.smart-timing.co.uk](http://www.smart-timing.co.uk) and [www.speedhive.com](http://www.speedhive.com)

Printed: 28/07/2018 13:46:36

Orbits



## KMSC National Motorcycle Racing AC


Scottish Pre-Injection 600

Knockhill 1.267 miles

Race 7 - 1st Race

28/07/2018 14:45

Race (10 Laps)



POLE POSITION

			1
<b>3</b>	<b>2</b>	<b>1</b>	<b>1</b>
22 William MASON 59.378	15 Jon DICKIE 59.255	41 Kieran MURRAY 57.587	
<b>6</b>	<b>5</b>	<b>4</b>	<b>2</b>
8 Patryk MOTYKA 1:01.966	92 Andrew CRAIGMILE 1:01.875	54 Cameron ROBB 1:01.505	
<b>9</b>	<b>8</b>	<b>7</b>	<b>3</b>
75 Harry PULLAR 1:02.766	17 Gary WHITEFORD 1:02.248	93 Lee SEAGER 1:02.146	
<b>12</b>	<b>11</b>	<b>10</b>	<b>4</b>
21 Andy LOCK 1:03.989	95 Michael MacKINNON 1:03.344	32 John MacDONALD 1:02.921	
<b>15</b>	<b>14</b>	<b>13</b>	<b>5</b>
38 Mark LANGLANDS 1:05.596	88 Andrew JONES-LOFTING 1:04.580	70 Simon HARDY 1:04.560	
<b>18</b>	<b>17</b>	<b>16</b>	<b>6</b>
60 Dougie BROWN 1:06.652	117 Scott MILNE 1:06.266	51 Neil MUNRO 1:05.912	
<b>21</b>	<b>20</b>	<b>19</b>	<b>7</b>
23 Paul REID 1:09.260	68 Paul WISHART 1:07.814	31 Darren ANDERSON 1:07.409	

Clerk of the Course.

Orbits

Sig : Time :  
 Chief Timekeeper : Ian Sharp (SMART Timing)  
 Results available at [www.smart-timing.co.uk](http://www.smart-timing.co.uk) and [www.speedhive.com](http://www.speedhive.com)





## KMSC National Motorcycle Racing AC


Scottish Pre-Injection 600

Knockhill 1.267 miles

Race 28 - 2nd Race

29/07/2018 14:15

Race (10 Laps)



POLE POSITION

			1	
<b>3</b>	<b>2</b>	<b>1</b>		<b>1</b>
22 William MASON 59.378	15 Jon DICKIE 59.255	41 Kieran MURRAY 57.587		
<b>6</b>	<b>5</b>	<b>4</b>		<b>2</b>
8 Patryk MOTYKA 1:01.966	92 Andrew CRAIGMILE 1:01.875	54 Cameron ROBB 1:01.505		
<b>9</b>	<b>8</b>	<b>7</b>		<b>3</b>
75 Harry PULLAR 1:02.766	17 Gary WHITEFORD 1:02.248	93 Lee SEAGER 1:02.146		
<b>12</b>	<b>11</b>	<b>10</b>		<b>4</b>
21 Andy LOCK 1:03.989	95 Michael MacKINNON 1:03.344	32 John MacDONALD 1:02.921		
<b>15</b>	<b>14</b>	<b>13</b>		<b>5</b>
38 Mark LANGLANDS 1:05.596	88 Andrew JONES-LOFTING 1:04.580	70 Simon HARDY 1:04.560		
<b>18</b>	<b>17</b>	<b>16</b>		<b>6</b>
60 Dougie BROWN 1:06.652	117 Scott MILNE 1:06.266	51 Neil MUNRO 1:05.912		
<b>21</b>	<b>20</b>	<b>19</b>		<b>7</b>
23 Paul REID 1:09.260	68 Paul WISHART 1:07.814	31 Darren ANDERSON 1:07.409		

Clerk of the Course.

Orbits

Sig : Time :  
Chief Timekeeper : Ian Sharp (SMART Timing)  
Results available at [www.smart-timing.co.uk](http://www.smart-timing.co.uk) and [www.speedhive.com](http://www.speedhive.com)



# Race Results

## KMSC National Motorcycle Racing AC

Sorted on Laps

Scottish Championship Lightweights

Knockhill 1.267 miles

Race 1 - 1st Race

28/07/2018 13:15

Race (10 Laps) started at 13:49:03

Pos	No.	Name	Make/Model	CC	Class	Laps	Total Tm	Diff	Best Tm	In Lap	Avg. Speed
1	31	Torquil PATERSON	Suzuki	SV650	SL	10	10:11.562		59.565	4	74.581
2	155	Scott CAMPBELL	Kawasaki	ER6 650	SL	10	10:19.442	7.880	1:00.974	3	73.632
3	21	Grant REID	Kawasaki	ER6	SL	10	10:28.860	17.298	1:01.479	7	72.530
4	22	Allan BROWN	Suzuki	SV650	SL	10	10:31.934	20.372	1:01.113	8	72.177
5	85	Steven HORNE	Kawasaki	ER6	SL	10	10:31.969	20.407	1:01.103	8	72.173
6	34	Kenneth THIRLWALL	Kawasaki	ER6	SL	10	10:42.596	31.034	1:02.289	8	70.979
7	74	Christine WATSON	Kawasaki	ER6	SL	10	10:56.980	45.418	1:02.016	9	69.425
8	7	Raymond DUGUID	Yamaha	TRX850	SL	10	11:04.935	53.373	1:03.596	9	68.595
9	15	Finlay MILNE	Suzuki	SV650	SL	10	11:09.686	58.124	1:04.496	9	68.108
10	47	Joel BAVIDGE	Suzuki	Sv650	SL	9	10:24.912	1 Lap	1:07.440	7	65.689
11	84	Paul MAGNAY	Suzuki	SV650	SL	9	10:25.104	1 Lap	1:07.463	9	65.669
12	33	Patrick POLLARD	Suzuki	SV650	SL	9	10:36.158	1 Lap	1:07.216	6	64.528
13	12	Jimmy MUIR	Yamaha	FZR400	SL	9	10:41.360	1 Lap	1:08.909	6	64.004

## Not classified

DNF	88	Lewis NICOL	Suzuki	SV650	SL	2	2:11.184	DNF	1:02.539	2	69.537
DNF	800	Gordon CLARK	Kawasaki	ER6 650	SL	1	1:16.418	DNF	1:10.500	1	59.686
DNS	13	Andrew BARTON	Kawasaki	ER650	SL			DNS		0	-
DNS	66	Kevin WATRET	Kawasaki	ER6	SL			DNS		0	-
DNS	55	Tom ROBINSON	Aprilia	RSV 450	SL			DNS		0	-

Margin of Victory	Avg. Speed	Best Lap Tm	Best Speed	Best Lap by
7.880	74.581	59.565	76.573	31 - Torquil PATERSON

Clerk of the Course.

Orbits

Sig : Time :

Chief Timekeeper : Ian Sharp (SMART Timing)

 Results available at [www.smart-timing.co.uk](http://www.smart-timing.co.uk) and [www.speedhive.com](http://www.speedhive.com)

Printed: 28/07/2018 14:02:07



## KMSC National Motorcycle Racing AC

### Scottish Championship Lightweights

Knockhill 1.267 miles

#### Race 1 - 1st Race

28/07/2018 13:15

#### Race (10 Laps) started at 13:49:03

Lap	Time of Day	Lap Tm	S1	S2	S3	SFSpd	S1Spd	Lap	Time of Day	Lap Tm	S1	S2	S3	SFSpd	S1Spd
<b>(31) Torquil PATERSON</b>															
1	13:50:09.684	<b>1:01.156</b>	18.303	22.751	20.102	84.732	100.460	1	13:50:21.231	<b>1:10.888</b>	19.820	27.896	23.172	88.299	100.611
2	13:51:09.604	<b>59.920</b>	17.480	22.347	<b>20.093</b>	116.506	102.768	2	13:51:28.243	<b>1:07.012</b>	19.316	25.578	22.118	111.105	102.926
3	13:52:09.550	<b>59.946</b>	17.389	22.382	20.175	116.506	103.402	3	13:52:36.123	<b>1:07.880</b>	18.886	26.347	22.647	112.033	103.084
4	13:53:09.115	<b>59.565</b>	<b>17.111</b>	<b>22.343</b>	20.111	118.775	104.043	4	13:53:42.111	<b>1:05.988</b>	18.380	25.504	22.104	115.107	<b>105.020</b>
5	13:54:08.956	<b>59.841</b>	17.194	22.441	20.206	<b>120.049</b>	103.721	5	13:54:46.721	<b>1:04.610</b>	18.117	24.966	21.527	<b>121.133</b>	104.529
6	13:55:08.880	<b>59.924</b>	17.209	22.467	20.248	118.985	<b>104.366</b>	6	13:55:50.639	<b>1:03.918</b>	18.481	24.293	21.144	113.935	104.692
7	13:56:09.378	<b>1:00.498</b>	17.428	22.775	20.295	117.940	102.611	7	13:56:53.486	<b>1:02.847</b>	18.185	23.961	20.701	118.775	103.242
8	13:57:11.754	<b>1:02.376</b>	17.981	23.475	20.920	114.129	102.454	8	13:57:55.832	<b>1:02.346</b>	17.806	23.827	20.713	117.526	104.856
9	13:58:12.872	<b>1:01.118</b>	17.462	23.031	20.625	118.565	103.084	9	13:58:57.848	<b>1:02.016</b>	<b>17.703</b>	<b>23.726</b>	<b>20.587</b>	120.049	105.020
10	13:59:14.920	<b>1:02.048</b>	17.898	23.178	20.972	115.107	101.987	10	14:00:00.338	<b>1:02.490</b>	17.727	23.995	20.768	120.697	104.692
<b>(155) Scott CAMPBELL</b>															
1	13:50:11.173	<b>1:02.638</b>	18.464	23.975	20.199	84.200	105.349	<b>(7) Raymond DUGUID</b>							
2	13:51:12.434	<b>1:01.261</b>	17.808	23.361	20.092	116.506	106.520	1	13:50:19.949	<b>1:10.039</b>	19.938	27.558	22.543	86.146	97.117
3	13:52:13.408	<b>1:00.974</b>	17.660	23.457	<b>19.857</b>	<b>122.014</b>	107.201	2	13:51:26.698	<b>1:06.749</b>	19.054	25.569	22.126	108.941	97.967
4	13:53:14.466	<b>1:01.058</b>	<b>17.638</b>	23.453	19.967	119.621	<b>107.544</b>	3	13:52:32.742	<b>1:06.044</b>	18.589	25.703	21.752	117.321	97.117
5	13:54:15.923	<b>1:01.457</b>	17.948	23.431	20.078	117.733	107.030	4	13:53:38.593	<b>1:05.851</b>	18.730	25.349	21.772	118.147	97.399
6	13:55:17.326	<b>1:01.403</b>	17.951	23.380	20.072	118.356	106.015	5	13:54:44.134	<b>1:05.541</b>	18.876	25.020	21.645	117.940	97.967
7	13:56:18.322	<b>1:00.996</b>	17.732	23.282	19.982	117.116	106.520	6	13:55:50.640	<b>1:06.506</b>	18.556	26.184	21.766	119.196	98.254
8	13:57:20.090	<b>1:01.768</b>	17.997	23.741	20.030	118.356	105.349	7	13:56:56.666	<b>1:06.026</b>	18.626	25.793	21.607	117.940	97.967
9	13:58:21.410	<b>1:01.320</b>	18.125	23.244	19.951	116.304	105.020	8	13:58:00.940	<b>1:04.274</b>	18.279	24.724	21.271	119.196	98.688
10	13:59:22.800	<b>1:01.390</b>	18.131	<b>23.192</b>	20.067	118.147	106.689	9	13:59:04.536	<b>1:03.596</b>	17.936	24.674	<b>20.986</b>	118.775	98.979
<b>(15) Finlay MILNE</b>															
1	13:50:13.313	<b>1:04.424</b>	18.878	24.683	20.863	87.153	103.242	10	14:00:08.293	<b>1:03.757</b>	<b>17.917</b>	<b>24.585</b>	21.255	<b>119.409</b>	<b>99.125</b>
2	13:51:15.043	<b>1:01.730</b>	17.650	23.529	<b>20.551</b>	120.915	103.242	1	13:50:20.719	<b>1:10.140</b>	20.082	27.118	22.940	88.649	96.697
3	13:52:18.587	<b>1:03.544</b>	18.214	24.422	20.908	123.133	103.242	2	13:51:27.820	<b>1:07.101</b>	19.061	25.956	22.084	113.357	91.427
4	13:53:20.657	<b>1:02.070</b>	17.714	23.557	20.799	122.459	<b>103.882</b>	3	13:52:35.224	<b>1:07.404</b>	18.648	26.155	22.601	115.703	95.323
5	13:54:22.459	<b>1:01.802</b>	17.572	23.438	20.792	121.792	103.721	4	13:53:41.702	<b>1:06.478</b>	18.564	25.782	22.132	115.504	95.731
6	13:55:24.849	<b>1:02.390</b>	17.724	23.631	21.035	122.908	103.242	5	13:54:48.080	<b>1:06.378</b>	19.229	25.403	21.746	<b>116.506</b>	<b>97.399</b>
7	13:56:26.328	<b>1:01.479</b>	17.614	<b>23.208</b>	20.657	121.133	103.402	6	13:55:53.297	<b>1:05.217</b>	18.406	25.190	21.621	115.107	97.257
8	13:57:27.874	<b>1:01.546</b>	<b>17.465</b>	23.345	20.736	<b>124.044</b>	103.402	7	13:56:58.303	<b>1:05.006</b>	18.245	25.162	<b>21.599</b>	116.304	95.323
9	13:58:30.322	<b>1:02.448</b>	17.776	23.932	20.740	122.014	102.926	8	13:58:03.671	<b>1:05.368</b>	18.429	25.091	21.848	116.304	94.919
10	13:59:32.218	<b>1:01.896</b>	17.646	23.552	20.698	123.587	102.611	9	13:59:08.167	<b>1:04.496</b>	18.233	<b>24.644</b>	21.619	115.107	96.558
<b>(21) Grant REID</b>															
1	13:50:15.652	<b>1:05.498</b>	19.411	25.156	20.931	86.590	98.398	10	14:00:13.044	<b>1:04.877</b>	<b>17.965</b>	25.096	21.816	115.903	96.281
2	13:51:20.421	<b>1:04.769</b>	18.480	24.561	21.728	115.703	99.419	<b>(47) Joel BAVIDGE</b>							
3	13:52:22.564	<b>1:02.143</b>	18.047	23.612	20.484	114.518	98.979	1	13:50:22.959	<b>1:11.403</b>	20.738			86.257	93.076
4	13:53:24.898	<b>1:02.334</b>	17.829	23.760	20.745	116.304	99.714	2	13:51:31.850	<b>1:08.891</b>	19.538			113.357	97.967
5	13:54:26.726	<b>1:01.828</b>	17.981	23.605	<b>20.242</b>	115.107	<b>99.863</b>	3	13:52:40.127	<b>1:08.277</b>	19.599			114.323	97.399
6	13:55:28.725	<b>1:01.999</b>	17.938	<b>23.338</b>	20.723	117.733	103.242	4	13:53:48.416	<b>1:08.289</b>	19.368			116.103	<b>98.833</b>
7	13:56:30.233	<b>1:01.508</b>	17.686	23.464	20.358	117.526	99.714	5	13:54:56.548	<b>1:08.132</b>	<b>19.068</b>			114.714	98.543
8	13:57:31.346	<b>1:01.113</b>	<b>17.436</b>	23.343	20.334	116.912	99.125	6	13:56:04.368	<b>1:07.820</b>	19.269			115.703	98.688
9	13:58:33.565	<b>1:02.219</b>	17.771	23.475	20.973	<b>118.565</b>	99.863	7	13:57:11.808	<b>1:07.440</b>	19.346			114.910	97.540
10	13:59:35.292	<b>1:01.727</b>	17.502	23.824	20.401	118.565	99.863	8	13:58:20.555	<b>1:08.747</b>	19.485			112.220	96.005
<b>(22) Allan BROWN</b>															
1	13:50:16.768	<b>1:02.648</b>	18.127	23.826	20.695	112.597	103.721	9	13:59:28.270	<b>1:07.715</b>	19.338			<b>116.304</b>	96.976
2	13:52:19.644	<b>1:02.876</b>	18.060	23.862	20.954	117.940	102.768	<b>(47) Paul MAGNAY</b>							
3	13:53:23.077	<b>1:03.433</b>	18.407	24.199	20.827	116.304	104.043	1	13:50:23.330	<b>1:11.654</b>	22.042	26.707	22.905	83.157	94.518
4	13:54:26.399	<b>1:03.322</b>	18.244	24.319	20.759	119.621	101.218	2	13:51:32.598	<b>1:09.268</b>	20.036	26.459	22.773	98.688	96.697
5	13:55:28.070	<b>1:01.671</b>	17.859	23.421	20.391	118.565	103.561	3	13:52:40.454	<b>1:07.856</b>	19.767	25.961	22.128	103.084	96.143
6	13:56:29.786	<b>1:01.716</b>	17.804	23.341	20.571	119.196	103.882	4	13:53:48.508	<b>1:08.054</b>	19.450	26.341	22.263	109.474	97.967
7	13:57:30.889	<b>1:01.103</b>	17.920	<b>22.893</b>	<b>20.290</b>	118.775	<b>105.681</b>	5	13:54:56.732	<b>1:08.224</b>	<b>19.295</b>	26.940	21.989	<b>112.220</b>	<b>98.111</b>
8	13:58:33.291	<b>1:02.402</b>	17.596	23.601	21.205	118.985	103.721	6	13:56:05.411	<b>1:08.679</b>	19.405	27.468	<b>21.806</b>	110.556	97.824
9	13:59:35.327	<b>1:02.036</b>	<b>17.427</b>	23.986	20.623	<b>120.049</b>	101.678	7	13:57:13.344	<b>1:07.933</b>	19.471	<b>25.772</b>	22.690	106.689	94.651
<b>(85) Steven HORNE</b>															
1	13:50:15.229	<b>1:05.969</b>	19.385	25.264	21.320	84.946	103.402	8	13:58:20.999	<b>1:07.655</b>	19.445	25.868	22.342	109.296	96.697
2	13:51:20.466	<b>1:05.237</b>	18.178	25.084	21.975	121.792	104.692	9	13:59:28.462	<b>1:07.463</b>	19.760	25.873	21.830	111.474	96.281
3	13:52:24.263	<b>1:03.797</b>	18.079	24.551	21.167	117.526	101.987	<b>(33) Patrick POLLARD</b>							
4	13:53:28.767	<b>1:04.504</b>	18.079	24.574	21.851	<b>123.360</b>	<b>105.184</b>	1	13:50:22.999	<b>1:11.780</b>	20.644			86.927	93.465
5	13:54:32.112	<b>1:03.345</b>	18.008	24.228	21.109	122.459	104.366	2	13:51:33.438	<b>1:10.439</b>	20.609			110.556	88.416
6	13:55:35.060	<b>1:02.948</b>	17.863	23.984	21.101	122.908	103.721	3	13:52:43.686	<b>1:10.248</b>	19.862				

## KMSC National Motorcycle Racing AC

Scottish Championship Lightweights

Knockhill 1.267 miles

Race 1 - 1st Race

28/07/2018 13:15

Race (10 Laps) started at 13:49:03

Lap	Time of Day	Lap Tm	S1	S2	S3	SFSpd	S1Spd	Lap	Time of Day	Lap Tm	S1	S2	S3	SFSpd	S1Spd
6	13:56:15.429	<b>1:08.909</b>	19.514	26.974	<b>22.421</b>	110.739	90.686								
7	13:57:25.163	<b>1:09.734</b>	19.774	27.124	22.836	110.012	90.564								
8	13:58:34.793	<b>1:09.630</b>	19.578	<b>26.667</b>	23.385	<b>110.922</b>	91.179								
9	13:59:44.718	<b>1:09.925</b>	<b>19.512</b>	27.152	23.261	107.544	91.677								
<b>(88) Lewis NICOL</b>															
1	13:50:12.003	<b>1:03.063</b>	18.593	24.003	<b>20.467</b>	85.054	<b>102.768</b>								
2	13:51:14.542	<b>1:02.539</b>	18.270	<b>23.695</b>	20.574	112.976	102.611								
<b>(800) Gordon CLARK</b>															
1	13:50:19.776	<b>1:10.500</b>	<b>19.978</b>	<b>27.484</b>	<b>23.038</b>	84.625	<b>99.419</b>								

Clerk of the Course.

Orbits

Sig : Time :

Chief Timekeeper : Ian Sharp (SMART Timing)

 Results available at [www.smart-timing.co.uk](http://www.smart-timing.co.uk) and [www.speedhive.com](http://www.speedhive.com)

Printed: 28/07/2018 14:02:33





# Race Results

## KMSC National Motorcycle Racing AC

Lapchart

Scottish Championship Lightweights

Knockhill 1.267 miles

Race 1 - 1st Race

28/07/2018 13:15

Race (10 Laps) started at 13:49:03

Competitors	Laps											
	0	1	2	3	4	5	6	7	8	9	10	
Torquil PATERSON (31)	1	31	31	31	31	31	31	31	31	31	31	31
Scott CAMPBELL (155)	2	155	155	155	155	155	155	155	155	155	155	155
Grant REID (21)	3	21	88	88	21	21	21	21	21	21	21	21
Lewis NICOL (88)	4	88	21	21	85	85	85	85	85	85	85	22
Kenneth THIRLWALL (34)	5	34	85	85	22	22	22	22	22	22	22	85
Gordon CLARK (800)	6	800	34	22	34	34	34	34	34	34	34	34
Steven HORNE (85)	7	85	22	34	7	7	7	74	74	74	74	74
Raymond DUGUID (7)	8	7	800	7	15	15	74	7	7	7	7	7
Allan BROWN (22)	9	22	7	15	74	74	15	15	15	15	15	15
Christine WATSON (74)	10	74	15	74	47	47	47	47	47	47	47	47
Finlay MILNE (15)	11	15	74	47	84	84	84	84	84	84	84	84
Patrick POLLARD (33)	12	33	47	84	33	33	33	33	33	33	33	33
Jimmy MUIR (12)	13	12	33	33	12	12	12	12	12	12	12	12
Joel BAVIDGE (47)	14	47	84	12								
Paul MAGNAY (84)	15	84	12									
-	16											
-	17											
-	18											

Clerk of the Course.

Orbits

Sig :                      Time :  
 Chief Timekeeper : Ian Sharp (SMART Timing)  
 Results available at [www.smart-timing.co.uk](http://www.smart-timing.co.uk) and [www.speedhive.com](http://www.speedhive.com)





## KMSC National Motorcycle Racing AC


KMSC Lightweights

Knockhill 1.267 miles

Race 8 - 1st Race

28/07/2018 15:00

Race (10 Laps)



POLE POSITION

<b>3</b> 21 Grant REID	<b>2</b> 155 Scott CAMPBELL	<b>1</b> 31 Torquil PATERSON	<b>1</b>
<b>6</b> 34 Kenneth THIRLWALL	<b>5</b> 85 Steven HORNE	<b>4</b> 22 Allan BROWN	<b>2</b>
<b>9</b> 15 Finlay MILNE	<b>8</b> 7 Raymond DUGUID	<b>7</b> 74 Christine WATSON	<b>3</b>
<b>12</b> 33 Patrick POLLARD	<b>11</b> 84 Paul MAGNAY	<b>10</b> 47 Joel BAVIDGE	<b>4</b>
<b>15</b> 800 Gordon CLARK	<b>14</b> 88 Lewis NICOL	<b>13</b> 12 Jimmy MUIR	<b>5</b>
<b>18</b> 55 Tom ROBINSON	<b>17</b> 66 Kevin WATRET	<b>16</b> 13 Andrew BARTON	<b>6</b>

Clerk of the Course.

Orbits

Sig : Time :

Chief Timekeeper : Ian Sharp (SMART Timing)

Results available at [www.smart-timing.co.uk](http://www.smart-timing.co.uk) and [www.speedhive.com](http://www.speedhive.com)

Printed: 28/07/2018 14:05:28



# Race Results

## KMSC National Motorcycle Racing AC

Sorted on Laps

KMSC 125's and KMSC F400's

Knockhill 1.267 miles

Race 2 - 1st Race - Re-Start

28/07/2018 13:35

Race (7 Laps) started at 14:35:23

Pos	No.	Name	Make/Model	CC	Class	Laps	Total Tm	Diff	Best Tm	In Lap	Avg. Speed
1	58	James McLAREN			F400	7	7:37.213		1:02.915	6	69.831
2	22	Ross MAGUIRE	Aprilia	RS125	F125	7	7:49.527	12.314	1:04.026	5	68.000
3	117	Lianne MAYHEW	Kawasaki	ER6	F400	7	7:50.024	12.811	1:04.195	3	67.928
4	99	Marc GIBSON	Kawasaki	ZXR400	F400	7	7:52.308	15.095	1:03.388	5	67.599
5	118	Rod WALKER	Kawasaki	ZXR400	F400	7	7:52.787	15.574	1:04.534	2	67.531
6	55	Owen PATERSON	Aprilia	RS125	F125	7	7:52.850	15.637	1:05.068	4	67.522
7	122	Logan TURNER	Aprilia	RS125	F125	7	7:54.180	16.967	1:04.443	5	67.332
8	12	Jimmy MUIR	Aprilia	RS125	F125	7	8:01.402	24.189	1:05.829	3	66.322
9	84	Samual LAIDLOW	Aprilia	RS125	F125	7	8:11.352	34.139	1:08.365	7	64.979
10	27	Jordan HAY	Aprilia	RS125	F125	7	8:24.957	47.744	1:10.226	4	63.228
11	590	Ian AITKEN	Suzuki	GSXR 400	F400	7	8:37.832	1:00.619	1:11.556	7	61.656
12	19	Fletcher McINALLY	Aprilia	RS125	F125	6	8:20.717	1 Lap	1:20.713	6	54.655
<b>Not classified</b>											
DNF	33	Declan CONNELL	Aprilia	RS125	F125	5	5:37.855	DNF	1:04.284	4	67.501
DNF	16	Mia KELLAS	Aprilia	RS125	F125	5	6:21.371	DNF	1:13.712	5	59.799
DNS	69	Mark BOWRAN	Kawasaki	ZXR400	F400			DNS		0	-

### Announcements

RED FLAG after leader completed 2 Laps - Race re-started over 7 Laps.

Margin of Victory	Avg. Speed	Best Lap Tm	Best Speed	Best Lap by
12.314	69.831	1:02.915	72.496	58 - James McLAREN

Clerk of the Course.

Orbits

Sig : Time :

Chief Timekeeper : Ian Sharp (SMART Timing)

 Results available at [www.smart-timing.co.uk](http://www.smart-timing.co.uk) and [www.speedhive.com](http://www.speedhive.com)

Printed: 28/07/2018 14:50:17



## KMSC National Motorcycle Racing AC

KMSC 125's and KMSC F400's

Knockhill 1.267 miles

Race 2 - 1st Race - Re-Start

28/07/2018 13:35

Race (7 Laps) started at 14:35:23

Lap	Time of Day	Lap Tm	S1	S2	S3	SFSpd	S1Spd
<b>(58) James McLAREN</b>							
1	14:36:34.193	<b>1:05.196</b>	19.430	24.613	21.153	72.864	91.802
2	14:37:37.572	<b>1:03.379</b>	18.087	23.981	21.311	113.549	95.188
3	14:38:41.256	<b>1:03.684</b>	18.162	24.411	<b>21.111</b>	111.660	87.722
4	14:39:45.345	<b>1:04.089</b>	18.362	24.175	21.552	<b>114.129</b>	94.385
5	14:40:49.137	<b>1:03.792</b>	18.238	24.192	21.362	108.413	89.716
6	14:41:52.052	<b>1:02.915</b>	<b>17.877</b>	<b>23.588</b>	21.450	112.220	<b>95.868</b>
7	14:43:00.457	<b>1:08.405</b>	18.491	28.028	21.886	114.129	90.077

Lap	Time of Day	Lap Tm	S1	S2	S3	SFSpd	S1Spd
<b>(22) Ross MAGUIRE</b>							
1	14:36:40.234	<b>1:10.333</b>	21.755	25.735	22.843	67.513	80.853
2	14:37:47.663	<b>1:07.429</b>	19.314	25.432	22.683	96.836	80.853
3	14:38:52.672	<b>1:05.009</b>	18.674	23.922	22.413	96.976	81.441
4	14:39:57.541	<b>1:04.869</b>	18.832	24.354	<b>21.683</b>	98.398	<b>82.139</b>
5	14:41:01.567	<b>1:04.026</b>	<b>18.524</b>	<b>23.774</b>	21.728	<b>98.688</b>	81.639
6	14:42:07.310	<b>1:05.743</b>	18.758	24.003	22.982	96.558	81.343
7	14:43:12.771	<b>1:05.461</b>	18.864	24.088	22.509	95.323	79.795

Lap	Time of Day	Lap Tm	S1	S2	S3	SFSpd	S1Spd
<b>(117) Lianne MAYHEW</b>							
1	14:36:39.313	<b>1:09.529</b>	21.487	25.744	22.298	77.135	91.802
2	14:37:46.546	<b>1:07.233</b>	19.955	24.919	22.359	107.717	91.303
3	14:38:50.741	<b>1:04.195</b>	18.242	<b>24.223</b>	<b>21.730</b>	106.520	95.323
4	14:39:55.700	<b>1:04.959</b>	<b>18.105</b>	24.670	22.184	109.296	95.053
5	14:41:00.656	<b>1:04.956</b>	18.583	24.350	22.023	109.118	<b>95.595</b>
6	14:42:08.360	<b>1:07.704</b>	18.165	25.057	24.482	108.238	90.932
7	14:43:13.268	<b>1:04.908</b>	18.558	24.344	22.006	<b>110.556</b>	94.651

Lap	Time of Day	Lap Tm	S1	S2	S3	SFSpd	S1Spd
<b>(99) Marc GIBSON</b>							
1	14:36:38.438	<b>1:08.696</b>	20.621	25.694	22.381	79.136	93.465
2	14:37:50.981	<b>1:12.543</b>	23.385	27.100	22.058	106.859	80.755
3	14:38:55.897	<b>1:04.916</b>	18.696	24.810	21.410	107.717	92.690
4	14:40:00.558	<b>1:04.661</b>	<b>18.441</b>	25.101	21.119	110.922	92.435
5	14:41:03.946	<b>1:03.388</b>	18.550	<b>23.874</b>	<b>20.964</b>	112.408	<b>93.726</b>
6	14:42:09.592	<b>1:05.646</b>	19.342	24.304	22.000	<b>112.976</b>	93.595
7	14:43:15.552	<b>1:05.960</b>	18.587	25.137	22.236	110.739	91.928

Lap	Time of Day	Lap Tm	S1	S2	S3	SFSpd	S1Spd
<b>(118) Rod WALKER</b>							
1	14:36:39.284	<b>1:08.615</b>	19.862	25.809	22.944	77.761	91.179
2	14:37:43.818	<b>1:04.534</b>	18.805	<b>24.221</b>	<b>21.508</b>	107.372	<b>92.308</b>
3	14:38:48.416	<b>1:04.598</b>	<b>18.204</b>	24.647	21.747	110.556	92.308
4	14:39:53.483	<b>1:05.067</b>	18.440	24.648	21.979	<b>111.105</b>	91.802
5	14:40:59.966	<b>1:06.483</b>	18.577	25.054	22.852	111.105	91.427
6	14:42:08.434	<b>1:08.468</b>	18.666	24.940	24.862	109.653	90.932
7	14:43:16.031	<b>1:07.597</b>	19.656	25.113	22.828	105.184	90.077

Lap	Time of Day	Lap Tm	S1	S2	S3	SFSpd	S1Spd
<b>(55) Owen PATERSON</b>							
1	14:36:39.467	<b>1:09.214</b>	20.283	26.160	22.771	70.565	80.368
2	14:37:45.906	<b>1:06.439</b>	19.459	24.762	22.218	93.205	81.146
3	14:38:52.208	<b>1:06.302</b>	19.143	24.731	22.428	94.518	80.658
4	14:39:57.276	<b>1:05.068</b>	18.869	24.393	<b>21.806</b>	95.188	81.639
5	14:41:02.617	<b>1:05.341</b>	18.946	<b>24.346</b>	22.049	96.419	<b>81.938</b>
6	14:42:10.450	<b>1:07.833</b>	18.833	24.643	24.357	95.868	80.853
7	14:43:16.094	<b>1:05.644</b>	<b>18.613</b>	24.427	22.604	<b>98.111</b>	81.739

Lap	Time of Day	Lap Tm	S1	S2	S3	SFSpd	S1Spd
<b>(122) Logan TURNER</b>							
1	14:36:40.477	<b>1:10.183</b>	21.657			70.491	79.985
2	14:37:47.752	<b>1:07.275</b>	19.697			97.399	<b>81.639</b>
3	14:38:52.606	<b>1:04.854</b>	19.319			95.595	81.343
4	14:39:58.385	<b>1:05.779</b>	19.312			<b>98.543</b>	80.658
5	14:41:02.828	<b>1:04.443</b>	19.085			96.836	80.272
6	14:42:09.978	<b>1:07.150</b>	<b>19.064</b>			97.682	80.368
7	14:43:17.424	<b>1:07.446</b>	19.450			97.399	81.244

Lap	Time of Day	Lap Tm	S1	S2	S3	SFSpd	S1Spd
<b>(12) Jimmy MUIR</b>							
1	14:36:40.924	<b>1:10.844</b>	21.731	26.541	22.572	73.422	81.048
2	14:37:48.558	<b>1:07.634</b>	19.898	25.447	22.289	96.143	81.739
3	14:38:54.387	<b>1:05.829</b>	<b>18.913</b>	<b>24.987</b>	<b>21.929</b>	97.117	<b>83.363</b>
4	14:40:01.019	<b>1:06.632</b>	19.286	25.099	22.247	95.731	81.839
5	14:41:08.892	<b>1:07.873</b>	20.222	25.302	22.349	<b>97.399</b>	81.343
6	14:42:17.159	<b>1:08.267</b>	19.245	25.870	23.152	97.117	80.950
7	14:43:24.646	<b>1:07.487</b>	19.302	25.664	22.521	95.731	80.368

Lap	Time of Day	Lap Tm	S1	S2	S3	SFSpd	S1Spd
<b>(84) Samuel LAIDLAW</b>							

Lap	Time of Day	Lap Tm	S1	S2	S3	SFSpd	S1Spd
<b>(27) Jordan HAY</b>							
1	14:36:41.819	<b>1:11.161</b>	21.745	26.281	23.135	69.183	<b>79.417</b>
2	14:37:51.190	<b>1:09.371</b>	20.068	26.312	22.991	92.562	76.086
3	14:38:59.861	<b>1:08.671</b>	20.394	<b>25.398</b>	22.879	93.076	78.488
4	14:40:08.365	<b>1:08.504</b>	<b>19.875</b>	25.699	22.930	93.076	78.123
5	14:41:17.328	<b>1:08.963</b>	20.083	25.823	23.057	92.562	77.581
6	14:42:26.231	<b>1:08.903</b>	19.923	26.003	22.977	<b>93.595</b>	77.761
7	14:43:34.596	<b>1:08.365</b>	20.170	25.523	<b>22.672</b>	93.076	77.491

Lap	Time of Day	Lap Tm	S1	S2	S3	SFSpd	S1Spd
<b>(27) Jordan HAY</b>							
1	14:36:43.060	<b>1:11.592</b>	21.669	26.725	23.198	69.831	<b>78.305</b>
2	14:37:53.889	<b>1:10.829</b>	21.052	26.666	<b>23.111</b>	91.179	76.432
3	14:39:04.795	<b>1:10.906</b>	20.982	26.403	23.521	91.552	76.782
4	14:40:15.021	<b>1:10.226</b>	<b>20.719</b>	<b>26.291</b>	23.216	91.552	77.491
5	14:41:25.775	<b>1:10.754</b>	20.955	26.587	23.212	92.308	75.828
6	14:42:37.464	<b>1:11.689</b>	21.042	27.323	23.324	<b>92.562</b>	76.694
7	14:43:48.201	<b>1:10.737</b>	20.805	26.637	23.295	92.308	76.694

Lap	Time of Day	Lap Tm	S1	S2	S3	SFSpd	S1Spd
<b>(590) Ian AITKEN</b>							
1	14:36:46.351	<b>1:15.210</b>	22.599	28.159	24.452	70.123	78.397
2	14:37:59.256	<b>1:12.905</b>	21.272	27.731	23.902	94.252	<b>79.043</b>
3	14:39:11.785	<b>1:12.529</b>	21.017	27.445	24.067	94.651	78.305
4	14:40:24.045	<b>1:12.260</b>	21.134	27.275	23.851	92.947	78.123
5	14:41:36.010	<b>1:11.965</b>	21.166	27.143	<b>23.656</b>	<b>95.868</b>	77.581
6	14:42:49.520	<b>1:13.510</b>	21.054	28.354	24.102	93.857	78.123
7	14:44:01.076	<b>1:11.556</b>	<b>20.640</b>	<b>27.031</b>	23.885	93.465	78.032

Lap	Time of Day	Lap Tm	S1	S2	S3	SFSpd	S1Spd
<b>(19) Fletcher McINALLY</b>							
1	14:36:56.370	<b>1:22.827</b>	23.821	31.677	27.329	70.343	<b>77.313</b>
2	14:38:18.709	<b>1:22.339</b>	24.103	31.409	<b>26.827</b>	88.767	76.345
3	14:39:39.895	<b>1:21.186</b>	23.492	30.570	27.124	<b>92.054</b>	77.313
4	14:41:02.104	<b>1:22.209</b>	23.940	30.793	27.476	89.836	68.199
5	14:42:23.248	<b>1:21.144</b>	<b>22.888</b>	30.730	27.526	92.054	76.345
6	14:43:43.961	<b>1:20.713</b>	23.323	<b>30.257</b>	27.133	91.303	76.607

Lap	Time of Day	Lap Tm	S1	S2	S3	SFSpd	S1Spd
<b>(33) Declan CONNELL</b>							
1	14:36:40.002	<b>1:09.929</b>	21.326			68.617	82.139
2	14:37:47.804	<b>1:07.802</b>	19.465			97.824	83.363
3	14:38:52.206	<b>1:04.402</b>	18.748			96.419	<b>83.675</b>
4	14:39:56.490	<b>1:04.284</b>	<b>18.745</b>			98.833	82.240
5	14:41:01.099	<b>1:04.609</b>	18.939			98.979	81.938

**KMSC National Motorcycle Racing AC****Lapchart****KMSC 125's and KMSC F400's****Knockhill 1.267 miles****Race 2 - 1st Race - Re-Start****28/07/2018 13:35****Race (7 Laps) started at 14:35:23**

Competitors	Laps							
	0	1	2	3	4	5	6	7
James McLAREN (58)	1	58	58	58	58	58	58	58
Marc GIBSON (99)	2	99	99	118	118	118	118	22
Lianne MAYHEW (117)	3	117	118	55	117	117	117	117
Ross MAGUIRE (22)	4	22	117	117	33	33	33	118
Declan CONNELL (33)	5	33	55	22	55	55	22	99
Jimmy MUIR (12)	6	12	33	122	122	22	55	122
Owen PATERSON (55)	7	55	22	33	22	122	122	55
Logan TURNER (122)	8	122	122	12	12	99	99	12
Samual LAIDLAW (84)	9	84	12	99	99	12	12	84
Rod WALKER (118)	10	118	84	84	84	84	84	27
Ian AITKEN (590)	11	590	27	27	27	27	27	590
Jordan HAY (27)	12	27	590	590	590	590	590	19
Mia KELLAS (16)	13	16	16	16	16	16	16	
Fletcher McINALLY (19)	14	19	19	19	19	19	19	
-	15							

Clerk of the Course.

Sig : Time :

Chief Timekeeper : Ian Sharp (SMART Timing)

Results available at [www.smart-timing.co.uk](http://www.smart-timing.co.uk) and [www.speedhive.com](http://www.speedhive.com)

Printed: 28/07/2018 14:51:16

Orbits





## KMSC National Motorcycle Racing AC


KMSC 125's and KMSC F400's

Knockhill 1.267 miles

Race 9 - 2nd Race

28/07/2018 15:15

Race (10 Laps)



POLE POSITION

<b>3</b> 117 Lianne MAYHEW	<b>2</b> 22 Ross MAGUIRE	<b>1</b> 58 James McLAREN	<b>1</b>
<b>6</b> 55 Owen PATERSON	<b>5</b> 118 Rod WALKER	<b>4</b> 99 Marc GIBSON	<b>2</b>
<b>9</b> 84 Samuel LAIDLOW	<b>8</b> 12 Jimmy MUIR	<b>7</b> 122 Logan TURNER	<b>3</b>
<b>12</b> 19 Fletcher McINALLY	<b>11</b> 590 Ian AITKEN	<b>10</b> 27 Jordan HAY	<b>4</b>
<b>15</b> 69 Mark BOWRAN	<b>14</b> 16 Mia KELLAS	<b>13</b> 33 Declan CONNELL	<b>5</b>

Clerk of the Course.

Orbits

Sig :                      Time :  
Chief Timekeeper : Ian Sharp (SMART Timing)

Results available at [www.smart-timing.co.uk](http://www.smart-timing.co.uk) and [www.speedhive.com](http://www.speedhive.com)





# Race Results

## KMSC National Motorcycle Racing AC

Sorted on Laps

National CB500's

Knockhill 1.267 miles

Race 3 - 1st Race

28/07/2018 13:45

Race (10 Laps) started at 14:49:44

Pos	No.	Name	Make/Model	CC	Class	Laps	Total Tm	Diff	Best Tm	In Lap	Avg. Speed
1	87	Jodie CHALK	Honda	CB500	CB	10	10:27.498		1:01.175	4	72.687
2	48	Allan BROOKBANKS	Honda	CB500	CB	10	10:27.770	0.272	1:01.073	4	72.655
3	144	Keith SHEPHERD	Honda	CB500	CB	10	10:28.429	0.931	1:01.447	6	72.579
4	111	Jimmy SHANKS	Honda	CB500	CB	10	10:35.748	8.250	1:02.180	8	71.744
5	23	Ross McCLEARY	Honda	CB500	CB	10	10:36.889	9.391	1:02.189	8	71.615
6	26	Raymond REID	Honda	CB500	CB	10	10:40.633	13.135	1:02.454	6	71.197
7	7	Colvin DENHOLM	Honda	CB500	CB	10	10:50.840	23.342	1:03.508	9	70.080
8	114	Martin CURRAH	Honda	CB500	CB	10	10:50.954	23.456	1:02.956	9	70.068
9	35	Daryn PETERS	Honda	CB500	CB	10	11:09.002	41.504	1:05.654	5	68.178
10	91	Brian ALEXANDER	Honda	CB500	CB	10	11:26.170	58.672	1:06.175	7	66.472
11	55	Allan McCLEARY	Honda	CB500	CB	10	11:30.494	1:02.996	1:06.884	10	66.055
12	96	Andrew KIRKWOOD	Honda	CB500	CB	10	11:34.493	1:06.995	1:07.126	7	65.675
13	58	Ross ALLAN	Honda	CB500	CB	10	11:34.907	1:07.409	1:06.768	9	65.636
14	50	Shane GODDEN	Honda	CB500	CB	10	11:35.646	1:08.148	1:07.957	7	65.566
15	39	Scott YOUNG	Honda	CB500	CB	9	10:46.027	1 Lap	1:09.695	8	63.542
16	666	David MAGRATH	Honda	CB500	CB	9	10:46.137	1 Lap	1:09.607	4	63.531
17	57	Chris MANGHAN	Honda	CB500	CB	9	10:49.426	1 Lap	1:10.838	9	63.209

## Not classified

DNF	333	Peter DOLAN	Honda	CB500	CB	7	8:14.354	DNF	1:08.304	7	64.585
DNF	47	Steve KAIN	Honda	CB500	CB	6	6:19.400	DNF	1:01.210	5	72.131
DNS	13	Andrew BARTON	Honda	CB500	CB			DNS		0	-
DNS	73	Fraser CAMERON	Honda	CB500	CB			DNS		0	-
DNS	222	Colin READ	Honda	CB500	CB			DNS		0	-

Margin of Victory	Avg. Speed	Best Lap Tm	Best Speed	Best Lap by
0.272	72.687	1:01.073	74.683	48 - Allan BROOKBANKS

Clerk of the Course.

Orbits

 Sig : Time :  
 Chief Timekeeper : Ian Sharp (SMART Timing)

 Results available at [www.smart-timing.co.uk](http://www.smart-timing.co.uk) and [www.speedhive.com](http://www.speedhive.com)

Printed: 28/07/2018 15:07:05



## KMSC National Motorcycle Racing AC

National CB500's

Knockhill 1.267 miles

Race 3 - 1st Race

28/07/2018 13:45

Race (10 Laps) started at 14:49:44

Lap	Time of Day	Lap Tm	S1	S2	S3	SFSpd	S1Spd	Lap	Time of Day	Lap Tm	S1	S2	S3	SFSpd	S1Spd
<b>(87) Jodie CHALK</b>															
1	14:50:55.021	<b>1:05.183</b>	20.466	23.702	21.015	75.233	89.596	1	14:50:58.795	<b>1:07.432</b>	20.624	24.971	21.837	78.950	<b>88.068</b>
2	14:51:57.531	<b>1:02.510</b>	18.155	23.358	20.997	108.064	89.596	2	14:52:02.408	<b>1:03.613</b>	<b>18.339</b>	24.029	21.245	<b>104.204</b>	87.380
3	14:52:58.877	<b>1:01.346</b>	18.027	22.994	20.325	106.859	90.198	3	14:53:06.702	<b>1:04.294</b>	18.852	24.116	21.326	103.561	87.266
4	14:54:00.052	<b>1:01.175</b>	17.942	22.970	<b>20.263</b>	107.717	90.320	4	14:54:10.932	<b>1:04.230</b>	18.844	24.085	21.301	103.402	86.590
5	14:55:01.288	<b>1:01.236</b>	<b>17.835</b>	22.985	20.416	<b>108.588</b>	90.809	5	14:55:14.776	<b>1:03.844</b>	18.869	23.827	21.148	103.402	84.412
6	14:56:02.738	<b>1:01.450</b>	18.163	23.013	20.274	106.183	<b>91.552</b>	6	14:56:18.933	<b>1:04.157</b>	18.882	23.986	21.289	103.402	85.487
7	14:57:04.538	<b>1:01.800</b>	18.332	22.957	20.511	106.351	89.596	7	14:57:23.525	<b>1:04.592</b>	18.889	24.060	21.643	102.454	86.702
8	14:58:07.786	<b>1:03.248</b>	17.856	23.919	21.473	105.848	90.564	8	14:58:27.533	<b>1:04.008</b>	18.950	23.773	21.285	101.678	86.368
9	14:59:10.164	<b>1:02.378</b>	17.880	23.017	21.481	106.520	89.477	9	14:59:31.041	<b>1:03.508</b>	18.729	<b>23.659</b>	<b>21.120</b>	103.561	86.702
10	15:00:11.823	<b>1:01.659</b>	18.008	<b>22.937</b>	20.714	105.184	89.957	10	15:00:35.165	<b>1:04.124</b>	18.901	23.729	21.494	102.454	86.702
<b>(48) Allan BROOKBANKS</b>															
1	14:50:55.538	<b>1:05.176</b>	20.125	23.946	21.105	76.607	89.120	<b>(114) Martin CURRAH</b>							
2	14:51:57.887	<b>1:02.349</b>	18.327	23.434	20.588	108.764	89.002	1	14:50:58.638	<b>1:07.744</b>	20.620	25.090	22.034	74.730	87.153
3	14:53:00.080	<b>1:02.193</b>	18.235	23.296	20.662	<b>109.474</b>	90.932	2	14:52:02.884	<b>1:04.246</b>	18.737	24.398	21.111	104.529	87.608
4	14:54:01.153	<b>1:01.073</b>	17.616	22.940	20.517	108.064	90.932	3	14:53:08.137	<b>1:05.253</b>	18.622	25.170	21.461	<b>106.689</b>	88.767
5	14:55:02.261	<b>1:01.108</b>	17.747	22.911	<b>20.450</b>	106.183	90.932	4	14:54:12.913	<b>1:04.776</b>	19.332	24.323	21.121	104.856	<b>89.477</b>
6	14:56:04.029	<b>1:01.768</b>	17.960	23.101	20.707	108.413	90.932	5	14:55:17.399	<b>1:04.886</b>	18.797	24.255	21.434	103.242	88.183
7	14:57:05.435	<b>1:01.406</b>	17.944	<b>22.881</b>	20.581	106.520	89.716	6	14:56:21.108	<b>1:03.709</b>	18.512	23.907	21.290	103.561	88.299
8	14:58:08.868	<b>1:03.433</b>	17.852	24.255	21.326	108.064	<b>91.928</b>	7	14:57:25.389	<b>1:04.281</b>	18.796	24.280	21.205	102.454	88.649
9	14:59:10.476	<b>1:01.608</b>	17.956	22.991	20.661	107.717	<b>89.957</b>	8	14:58:29.089	<b>1:03.700</b>	18.654	23.803	21.243	104.204	89.239
10	15:00:12.095	<b>1:01.619</b>	17.973	23.054	20.592	107.544	90.077	9	14:59:32.045	<b>1:02.956</b>	18.381	<b>23.748</b>	<b>20.827</b>	105.848	89.358
<b>(144) Keith SHEPHERD</b>															
1	14:50:53.415	<b>1:03.316</b>	19.555	22.973	20.788	75.742	87.952	10	15:00:35.279	<b>1:03.234</b>	<b>18.234</b>	23.779	21.221	105.020	89.477
2	14:51:56.222	<b>1:02.807</b>	18.305	23.494	21.008	105.515	87.722	<b>(35) Daryn PETERS</b>							
3	14:52:58.202	<b>1:01.980</b>	18.123	22.873	20.984	<b>105.681</b>	88.767	1	14:50:59.320	<b>1:07.883</b>	21.014	24.971	21.898	78.580	86.368
4	14:53:59.707	<b>1:01.505</b>	18.000	22.838	<b>20.667</b>	105.020	89.120	2	14:52:05.605	<b>1:06.285</b>	19.120	25.148	22.017	<b>103.882</b>	86.035
5	14:55:01.391	<b>1:01.684</b>	18.074	22.736	20.874	104.529	87.837	3	14:53:11.583	<b>1:05.978</b>	19.198	24.939	21.841	103.882	85.487
6	14:56:02.838	<b>1:01.447</b>	17.896	<b>22.698</b>	20.853	104.692	88.183	4	14:54:17.410	<b>1:05.827</b>	19.425	24.641	<b>21.761</b>	102.611	86.814
7	14:57:05.132	<b>1:02.294</b>	18.429	22.963	20.902	103.882	88.183	5	14:55:23.064	<b>1:05.654</b>	<b>19.054</b>	24.584	22.016	102.454	86.035
8	14:58:08.726	<b>1:03.594</b>	17.925	23.922	21.747	104.204	90.077	6	14:56:29.036	<b>1:05.972</b>	19.108	24.897	21.967	102.611	86.257
9	14:59:10.397	<b>1:01.671</b>	<b>17.837</b>	22.809	21.025	104.692	88.649	7	14:57:35.031	<b>1:05.995</b>	19.264	24.710	22.021	102.298	86.368
10	15:00:12.754	<b>1:02.357</b>	18.232	23.143	20.982	105.184	<b>91.055</b>	8	14:58:40.894	<b>1:05.863</b>	19.188	<b>24.538</b>	22.137	103.242	86.927
<b>(111) Jimmy SHANKS</b>															
1	14:50:55.874	<b>1:05.065</b>	19.732	24.087	21.246	77.402	87.837	9	14:59:47.046	<b>1:06.152</b>	19.222	24.918	22.012	103.402	<b>87.040</b>
2	14:51:58.304	<b>1:02.430</b>	18.599	23.134	20.697	106.015	88.068	10	15:00:53.327	<b>1:06.281</b>	19.142	24.930	22.209	101.678	83.885
3	14:53:00.580	<b>1:02.276</b>	18.424	23.251	<b>20.601</b>	<b>107.717</b>	88.532	<b>(91) Brian ALEXANDER</b>							
4	14:54:03.084	<b>1:02.504</b>	<b>18.392</b>	23.334	20.778	106.015	88.532	1	14:51:03.312	<b>1:10.978</b>	21.388	26.286	23.304	79.511	83.675
5	14:55:05.610	<b>1:02.526</b>	18.633	23.171	20.722	104.043	86.702	2	14:52:12.636	<b>1:09.324</b>	20.027	26.462	22.835	<b>101.218</b>	84.839
6	14:56:08.503	<b>1:02.893</b>	18.472	23.491	20.930	104.043	86.814	3	14:53:21.304	<b>1:08.668</b>	19.659	26.300	22.709	100.611	<b>85.379</b>
7	14:57:11.517	<b>1:03.014</b>	18.728	23.506	20.780	104.043	87.266	4	14:54:28.199	<b>1:06.895</b>	19.343	25.099	22.453	100.161	85.379
8	14:58:13.697	<b>1:02.180</b>	18.416	<b>23.066</b>	20.698	104.043	<b>88.649</b>	5	14:55:34.874	<b>1:06.675</b>	18.986	25.280	22.409	97.399	84.200
9	14:59:17.167	<b>1:03.470</b>	18.785	23.705	20.980	105.848	87.722	6	14:56:42.819	<b>1:07.945</b>	19.446	25.894	22.605	98.398	84.732
10	15:00:20.073	<b>1:02.906</b>	18.636	23.280	20.990	103.721	87.837	7	14:57:48.994	<b>1:06.175</b>	19.061	24.976	<b>22.138</b>	100.310	84.732
<b>(23) Ross McCLEARY</b>															
1	14:50:56.391	<b>1:05.699</b>	20.066	24.298	21.335	76.432	<b>88.532</b>	8	14:58:55.640	<b>1:06.646</b>	<b>18.935</b>	<b>24.964</b>	22.747	99.272	84.412
2	14:51:59.641	<b>1:03.250</b>	18.432	23.674	21.144	<b>105.848</b>	87.952	9	15:00:02.793	<b>1:07.153</b>	19.127	25.270	22.756	98.833	84.732
3	14:53:02.350	<b>1:02.709</b>	18.395	23.291	21.023	104.692	87.494	10	15:01:10.495	<b>1:07.702</b>	19.509	25.579	22.614	97.399	80.755
4	14:54:04.912	<b>1:02.562</b>	18.233	23.515	20.814	104.043	87.722	<b>(55) Allan McCLEARY</b>							
5	14:55:07.931	<b>1:03.019</b>	18.516	23.439	21.064	102.298	86.590	1	14:51:02.937	<b>1:10.818</b>	21.559	25.991	23.268	79.230	83.675
6	14:56:10.948	<b>1:03.017</b>	18.332	23.543	21.142	103.561	86.590	2	14:52:12.095	<b>1:09.158</b>	19.945	26.576	22.637	101.066	83.675
7	14:57:13.295	<b>1:02.347</b>	18.520	<b>23.064</b>	<b>20.763</b>	102.611	86.702	3	14:53:20.894	<b>1:08.799</b>	20.095	26.045	22.659	100.914	<b>84.306</b>
8	14:58:15.484	<b>1:02.189</b>	18.296	23.129	20.764	103.402	87.722	4	14:54:29.347	<b>1:08.453</b>	20.110	25.788	22.555	100.611	83.885
9	14:59:18.666	<b>1:03.182</b>	<b>17.982</b>	23.903	21.297	104.529	88.416	5	14:55:37.542	<b>1:08.195</b>	19.902	25.854	22.439	100.310	83.363
10	15:00:21.214	<b>1:02.548</b>	18.204	23.329	21.015	103.242	87.837	6	14:56:45.510	<b>1:07.968</b>	19.901	25.839	22.228	100.310	83.363
<b>(26) Raymond REID</b>															
1	14:50:56.898	<b>1:06.012</b>	20.256	24.515	21.241	78.765	89.596	7	14:57:53.492	<b>1:07.982</b>	20.112	25.570	22.300	100.310	84.306
2	14:52:00.449	<b>1:03.551</b>	18.450	23.892	21.209	<b>106.689</b>	89.477	8	14:59:00.778	<b>1:07.286</b>	19.456	25.563	22.267	<b>101.218</b>	83.989
3	14:53:03.178	<b>1:02.729</b>	18.264	23.320	21.145	106.351	<b>90.686</b>	9	15:00:07.935	<b>1:07.157</b>	19.732	<b>25.289</b>	<b>22.136</b>	100.611	84.200
4	14:54:05.963	<b>1:02.785</b>	18.384	<b>23.234</b>	21.167	105.848	90.077	10	15:01:14.819	<b>1:06.884</b>	<b>19.220</b>	25.293	22.371	101.218	82.747
5	14:55:08.817	<b>1:02.854</b>	18.210	23.243	21.401	105.349	89.95								

## KMSC National Motorcycle Racing AC

National CB500's

Knockhill 1.267 miles

Race 3 - 1st Race

28/07/2018 13:45

Race (10 Laps) started at 14:49:44

Lap	Time of Day	Lap Tm	S1	S2	S3	SFSpd	S1Spd	Lap	Time of Day	Lap Tm	S1	S2	S3	SFSpd	S1Spd
3	14:53:24.253	<b>1:08.392</b>	19.947	25.759	22.686	98.688	83.989								
4	14:54:33.023	<b>1:08.770</b>	20.012	25.831	22.927	97.682	83.054								
5	14:55:41.354	<b>1:08.331</b>	19.924	25.837	22.570	97.117	82.645								
6	14:56:48.640	<b>1:07.286</b>	19.401	25.194	22.691	98.543	83.363								
7	14:57:55.744	<b>1:07.104</b>	19.421	25.125	22.558	98.254	<b>86.035</b>								
8	14:59:03.007	<b>1:07.263</b>	<b>19.191</b>	25.368	22.704	98.833	82.645								
9	15:00:09.775	<b>1:06.768</b>	19.526	<b>24.734</b>	<b>22.508</b>	98.398	84.839								
10	15:01:19.232	<b>1:09.457</b>	19.813	26.289	23.355	98.111	81.343								
<b>(50) Shane GODDEN</b>															
1	14:50:59.458	<b>1:08.193</b>	19.953	<b>25.027</b>	23.213	78.488	<b>87.040</b>								
2	14:52:08.882	<b>1:09.424</b>	19.856	26.526	23.042	98.979	83.885								
3	14:53:17.948	<b>1:09.066</b>	20.046	26.079	22.941	99.863	83.885								
4	14:54:26.157	<b>1:08.209</b>	19.718	25.702	22.789	<b>100.460</b>	83.780								
5	14:55:34.393	<b>1:08.236</b>	19.776	25.722	<b>22.738</b>	99.419	83.780								
6	14:56:42.646	<b>1:08.253</b>	19.687	25.753	22.813	99.863	84.518								
7	14:57:50.603	<b>1:07.957</b>	<b>19.584</b>	25.439	22.934	99.566	85.487								
8	14:58:58.696	<b>1:08.093</b>	19.652	25.507	22.934	98.979	83.780								
9	15:00:06.748	<b>1:08.052</b>	19.654	25.544	22.854	99.419	84.946								
10	15:01:19.971	<b>1:13.223</b>	22.813	26.669	23.741	99.272	65.921								
<b>(39) Scott YOUNG</b>															
1	14:51:07.677	<b>1:15.019</b>	23.509	28.563	22.947	73.583	75.148								
2	14:52:19.067	<b>1:11.390</b>	21.619	27.077	22.694	100.161	80.272								
3	14:53:28.828	<b>1:09.761</b>	20.883	<b>26.386</b>	22.492	<b>102.611</b>	83.780								
4	14:54:39.744	<b>1:10.916</b>	21.066	26.964	22.886	96.143	83.467								
5	14:55:50.215	<b>1:10.471</b>	21.044	26.865	22.562	95.188	81.244								
6	14:57:00.438	<b>1:10.223</b>	20.585	26.882	22.756	99.272	<b>84.839</b>								
7	14:58:10.556	<b>1:10.118</b>	<b>19.760</b>	27.504	22.854	101.218	80.368								
8	14:59:20.251	<b>1:09.695</b>	20.419	26.541	22.735	97.540	83.989								
9	15:00:30.352	<b>1:10.101</b>	20.650	27.238	<b>22.213</b>	98.979	80.658								
<b>(666) David MAGRATH</b>															
1	14:51:04.677	<b>1:11.893</b>	21.446	27.142	23.305	79.417	<b>85.162</b>								
2	14:52:15.981	<b>1:11.304</b>	20.682	26.967	23.655	<b>99.125</b>	80.658								
3	14:53:26.841	<b>1:10.860</b>	<b>20.068</b>	26.872	23.920	98.254	83.989								
4	14:54:36.448	<b>1:09.607</b>	20.429	26.199	<b>22.979</b>	96.281	81.839								
5	14:55:49.011	<b>1:12.563</b>	21.723	26.625	24.215	97.967	80.950								
6	14:56:58.945	<b>1:09.934</b>	20.555	26.068	23.311	93.857	81.639								
7	14:58:09.574	<b>1:10.629</b>	20.779	26.059	23.791	96.419	82.139								
8	14:59:19.397	<b>1:09.823</b>	20.336	<b>26.035</b>	23.452	98.979	81.639								
9	15:00:30.462	<b>1:11.065</b>	20.658	26.333	24.074	98.979	76.958								
<b>(57) Chris MANGHAN</b>															
1	14:51:03.635	<b>1:11.245</b>	21.488			79.043	83.260								
2	14:52:15.103	<b>1:11.468</b>	20.374	27.693	23.401	<b>101.066</b>	84.732								
3	14:53:27.032	<b>1:11.929</b>	<b>20.364</b>	27.040	24.525	99.566	84.946								
4	14:54:38.022	<b>1:10.990</b>	20.928	26.922	23.140	91.928	<b>86.257</b>								
5	14:55:48.902	<b>1:10.880</b>	20.580	27.075	23.225	98.398	83.989								
6	14:57:00.119	<b>1:11.217</b>	20.905	27.182	<b>23.130</b>	98.111	81.048								
7	14:58:11.967	<b>1:11.848</b>	20.593	27.689	23.566	93.988	85.925								
8	14:59:22.913	<b>1:10.946</b>	20.641	26.854	23.451	99.566	83.780								
9	15:00:33.751	<b>1:10.838</b>	20.827	<b>26.799</b>	23.212	96.836	84.946								
<b>(333) Peter DOLAN</b>															
1	14:51:02.718	<b>1:10.768</b>	21.361	25.879	23.528	79.136	84.839								
2	14:52:13.214	<b>1:10.496</b>	20.894	26.874	<b>22.728</b>	98.398	84.946								
3	14:53:22.089	<b>1:08.875</b>	19.839	26.301	22.735	99.419	85.487								
4	14:54:31.207	<b>1:09.118</b>	<b>19.537</b>	26.840	22.741	<b>100.011</b>	<b>85.706</b>								
5	14:55:41.249	<b>1:10.042</b>	20.092	26.754	23.196	98.398	81.938								
6	14:56:50.375	<b>1:09.126</b>	20.289	25.914	22.923	96.419	85.054								
7	14:57:58.679	<b>1:08.304</b>	19.811	<b>25.758</b>	22.735	99.419	85.379								
<b>(47) Steve KAIN</b>															
1	14:50:54.901	<b>1:04.539</b>	19.592			77.671	89.120								
2	14:51:57.642	<b>1:02.741</b>	18.388	23.670	20.683	107.201	87.266								
3	14:52:59.519	<b>1:01.877</b>	18.079	23.388	<b>20.410</b>	<b>109.474</b>	91.055								
4	14:54:00.823	<b>1:01.304</b>	<b>17.660</b>	23.044	20.600	109.474	<b>92.181</b>								
5	14:55:02.033	<b>1:01.210</b>	17.737	<b>22.851</b>	20.622	108.413	91.427								
6	14:56:03.725	<b>1:01.692</b>	17.919	23.149	20.624	108.238	91.677								

Clerk of the Course.

Sig : Time :

Chief Timekeeper : Ian Sharp (SMART Timing)

 Results available at [www.smart-timing.co.uk](http://www.smart-timing.co.uk) and [www.speedhive.com](http://www.speedhive.com)

Printed: 28/07/2018 15:07:30

Orbits



## KMSC National Motorcycle Racing AC

## Lapchart

**National CB500's**
**Knockhill 1.267 miles**
**Race 3 - 1st Race**
**28/07/2018 13:45**
**Race (10 Laps) started at 14:49:44**

Competitors	Laps											
	0	1	2	3	4	5	6	7	8	9	10	
Jodie CHALK (87)	1	87	144	144	144	144	87	87	87	87	87	87
Keith SHEPHERD (144)	2	144	47	87	87	87	144	144	144	144	144	48
Steve KAIN (47)	3	47	87	47	47	47	47	47	48	48	48	144
Allan BROOKBANKS (48)	4	48	48	48	48	48	48	111	111	111	111	111
Ross McCLEARY (23)	5	23	111	111	111	111	111	111	23	23	23	23
Jimmy SHANKS (111)	6	111	23	23	23	23	23	23	26	26	26	26
Raymond REID (26)	7	26	26	26	26	26	26	26	7	7	7	7
Martin CURRAH (114)	8	114	114	7	7	7	7	7	114	114	114	114
Shane GODDEN (50)	9	50	7	114	114	114	114	114	35	35	35	35
Colvin DENHOLM (7)	10	7	35	35	35	35	35	35	91	91	91	91
Daryn PETERS (35)	11	35	50	50	50	50	50	50	50	50	50	55
Peter DOLAN (333)	12	333	333	55	55	91	91	91	96	55	55	96
Allan McCLEARY (55)	13	55	55	91	91	55	55	55	55	96	96	58
Brian ALEXANDER (91)	14	91	91	333	333	96	96	96	58	58	58	50
Chris MANGHAN (57)	15	57	57	96	96	333	333	58	333	666	39	
Scott YOUNG (39)	16	39	666	57	58	58	58	333	666	39	666	
David MAGRATH (666)	17	666	96	58	666	666	57	666	39	57	57	
Andrew KIRKWOOD (96)	18	96	58	666	57	57	666	57	57			
Ross ALLAN (58)	19	58	39	39	39	39	39	39				
-	20											
-	21											
-	22											

**Clerk of the Course.**
**Sig :**                      **Time :**
**Chief Timekeeper : Ian Sharp (SMART Timing)**
**Results available at [www.smart-timing.co.uk](http://www.smart-timing.co.uk) and [www.speedhive.com](http://www.speedhive.com)**
**Printed: 28/07/2018 15:07:59**
**Orbits**


## KMSC National Motorcycle Racing AC


KMSC CB500's

Knockhill 1.267 miles

Race 10 - 1st Race

28/07/2018 15:30

Race (10 Laps)



POLE POSITION

<b>3</b> 144 Keith SHEPHERD	<b>2</b> 48 Allan BROOKBANKS	<b>1</b> 87 Jodie CHALK	<b>1</b>
<b>6</b> 26 Raymond REID	<b>5</b> 23 Ross McCLEARY	<b>4</b> 111 Jimmy SHANKS	<b>2</b>
<b>9</b> 35 Daryn PETERS	<b>8</b> 114 Martin CURRAH	<b>7</b> 7 Colvin DENHOLM	<b>3</b>
<b>12</b> 96 Andrew KIRKWOOD	<b>11</b> 55 Allan McCLEARY	<b>10</b> 91 Brian ALEXANDER	<b>4</b>
<b>15</b> 39 Scott YOUNG	<b>14</b> 50 Shane GODDEN	<b>13</b> 58 Ross ALLAN	<b>5</b>
<b>18</b> 333 Peter DOLAN	<b>17</b> 57 Chris MANGHAN	<b>16</b> 666 David MAGRATH	<b>6</b>
<b>21</b> 73 Fraser CAMERON	<b>20</b> 13 Andrew BARTON	<b>19</b> 47 Steve KAIN	<b>7</b>
		<b>22</b> 222 Colin READ	<b>8</b>

Clerk of the Course.

Orbits

Sig : Time :

Chief Timekeeper : Ian Sharp (SMART Timing)

Results available at [www.smart-timing.co.uk](http://www.smart-timing.co.uk) and [www.speedhive.com](http://www.speedhive.com)

Printed: 28/07/2018 15:08:54





# Race Results

## KMSC National Motorcycle Racing AC

Sorted on Laps

Scottish Championship Formula 600

Knockhill 1.267 miles

Race 4 - 1st Race

28/07/2018 14:00

Race (10 Laps) started at 15:08:26

Pos	No.	Name	Make/Model	CC	Class	Laps	Total Tm	Diff	Best Tm	In Lap	Avg. Speed
1	64	Sam MUNRO	Kawasaki	ZX6R 600	S6	10	8:52.392		52.054	6	85.672
2	69	Rory SKINNER	Kawasaki	ZX6R	S6	10	8:52.456	0.064	51.686	10	85.661
3	12	William MONIE	Suzuki	GSXR600	S6	10	8:58.454	6.062	52.673	6	84.707
4	2	Lewis PATERSON	Yamaha	R6 600	S6	10	9:04.593	12.201	53.250	10	83.752
5	1	Bruce BIRNIE	Kawasaki	ZX6	S6	10	9:04.616	12.224	52.785	6	83.749
6	26	Alan McGREGOR	Kawasaki	ZX6	S6	10	9:08.062	15.670	53.559	6	83.222
7	55	James McLAREN	Suzuki	GSXR600	S6	10	9:11.849	19.457	53.981	8	82.651
8	87	Steven ALLISON	Kawasaki	ZX6R 600	S6	10	9:12.051	19.659	53.975	9	82.621
9	8	Jon DICKIE	Yamaha	R6 600	S6	10	9:12.235	19.843	53.490	8	82.593
10	28	Paul BOWERBANK	Yamaha	R6 600	S6	10	9:14.860	22.468	54.147	9	82.203
11	11	Patrick FORMAN	Kawasaki	ZX6R 600	S6	10	9:19.184	26.792	54.598	5	81.567
12	85	Steve HORNE	Triumph	Daytona 675	S6	10	9:25.091	32.699	54.927	10	80.714
13	48	Mark FARRELL	Yamaha	R6 600	S6	10	9:30.182	37.790	55.539	10	79.994
14	27	Andrew DONALD	Kawasaki	ZX6R 600	S6	10	9:39.262	46.870	56.535	4	78.740
15	58	Barry STEWART	Kawasaki	ZX6R 600	S6	10	9:47.854	55.462	57.236	9	77.589
16	6	James WILKEN	Yamaha	R6 600	S6	10	9:48.323	55.931	57.348	7	77.527
17	25	Jim PURVIS	Yamaha	R6 600	S6	9	8:58.544	1 Lap	57.802	8	76.224
18	82	Scott SMITH	Suzuki	GSXR600	S6	9	8:59.609	1 Lap	58.332	8	76.073
19	52	John HODGE	Kawasaki	ZX6R	S6	9	9:00.759	1 Lap	57.702	9	75.912
20	103	Richard DUNCAN	BMW	S1000RR	S6	9	9:01.607	1 Lap	58.707	8	75.793
21	45	Adam SIMPSON	Yamaha	R6	S6	9	9:09.924	1 Lap	58.910	6	74.646
22	92	Christopher SCOTT	Yamaha	R6 600	S6	9	9:16.507	1 Lap	59.422	7	73.763
23	22	Chris SPELLMAN	Yamaha	R6 600	S6	9	9:16.872	1 Lap	59.395	9	73.715
Not classified											
DNF	76	Steven BEATTIE	Triumph	Daytona 675R	S6	9	8:49.887	DNF	56.872	6	77.469
DNF	278	Paul MARSHALL	Kawasaki	ER6	S6		8.498	DNF		0	-
DNS	23	Graeme MacLEOD	Suzuki	GSXR600	S6			DNS		0	-

Margin of Victory	Avg. Speed	Best Lap Tm	Best Speed	Best Lap by
0.064	85.672	51.686	88.246	69 - Rory SKINNER

Clerk of the Course.

Orbits

Sig : Time :

Chief Timekeeper : Ian Sharp (SMART Timing)

 Results available at [www.smart-timing.co.uk](http://www.smart-timing.co.uk) and [www.speedhive.com](http://www.speedhive.com)

Printed: 28/07/2018 15:22:08



## KMSC National Motorcycle Racing AC

### Scottish Championship Formula 600

### Knockhill 1.267 miles

#### Race 4 - 1st Race

#### 28/07/2018 14:00

#### Race (10 Laps) started at 15:08:26

Lap	Time of Day	Lap Tm	S1	S2	S3	SFSpd	S1Spd	Lap	Time of Day	Lap Tm	S1	S2	S3	SFSpd	S1Spd
<b>(64) Sam MUNRO</b>															
1	15:09:26.272	<b>54.033</b>	16.050	20.420	17.563	96.697	118.356	1	15:09:28.914	<b>56.561</b>	16.388	21.655	18.518	93.335	116.304
2	15:10:19.463	<b>53.191</b>	15.148	20.048	17.995	141.279	118.356	2	15:10:24.407	<b>55.493</b>	15.834	20.977	18.682	138.652	118.356
3	15:11:12.093	<b>52.630</b>	15.119	19.826	17.685	140.982	118.775	3	15:11:19.563	<b>55.156</b>	15.415	21.134	18.607	138.366	118.356
4	15:12:04.811	<b>52.718</b>	15.203	19.919	17.596	140.982	119.409	4	15:12:13.618	<b>54.055</b>	15.301	20.515	18.239	139.808	115.305
5	15:12:57.050	<b>52.239</b>	14.892	<b>19.703</b>	17.644	143.392	119.196	5	15:13:07.960	<b>54.342</b>	15.360	20.636	18.346	<b>140.099</b>	117.733
6	15:13:49.104	<b>52.054</b>	14.781	19.805	<b>17.468</b>	<b>143.699</b>	<b>120.265</b>	6	15:14:02.224	<b>54.264</b>	15.349	20.514	18.401	139.517	117.526
7	15:14:41.855	<b>52.751</b>	14.800	20.154	17.797	142.479	119.409	7	15:14:56.560	<b>54.336</b>	15.360	20.724	18.252	139.808	115.107
8	15:15:34.085	<b>52.230</b>	14.888	19.757	17.585	140.982	119.196	8	15:15:50.541	<b>53.981</b>	15.432	20.517	<b>18.032</b>	139.517	117.940
9	15:16:27.269	<b>53.184</b>	<b>14.773</b>	20.236	18.175	141.279	120.049	9	15:16:44.592	<b>54.051</b>	15.452	<b>20.393</b>	18.206	138.939	<b>118.565</b>
10	15:17:19.324	<b>52.055</b>	14.795	19.728	17.532	141.279	119.196	10	15:17:38.781	<b>54.189</b>	<b>15.279</b>	20.710	18.200	140.099	117.321
<b>(69) Rory SKINNER</b>															
1	15:09:26.202	<b>54.033</b>	16.021	20.235	17.777	95.323	117.526	<b>(87) Steven ALLISON</b>							
2	15:10:19.557	<b>53.355</b>	15.119	20.351	17.885	142.782	118.985	1	15:09:29.354	<b>56.567</b>	16.718	21.359	18.490	95.731	113.742
3	15:11:12.215	<b>52.658</b>	15.311	19.780	17.567	141.577	119.835	2	15:10:24.784	<b>55.430</b>	16.043	20.720	18.667	135.298	114.323
4	15:12:04.744	<b>52.529</b>	15.017	19.811	17.701	143.699	119.835	3	15:11:19.573	<b>54.789</b>	15.593	20.837	18.359	134.754	115.107
5	15:12:56.910	<b>52.166</b>	14.932	19.587	17.647	142.479	119.621	4	15:12:13.957	<b>54.384</b>	15.537	20.539	18.308	135.025	115.305
6	15:13:49.443	<b>52.533</b>	14.867	20.145	17.521	143.392	120.265	5	15:13:08.282	<b>54.325</b>	15.450	20.409	18.466	136.121	114.714
7	15:14:42.231	<b>52.788</b>	14.803	19.975	18.010	<b>144.941</b>	121.352	6	15:14:02.371	<b>54.089</b>	15.563	<b>20.186</b>	18.340	135.845	113.166
8	15:15:34.447	<b>52.216</b>	14.796	19.934	17.486	143.699	121.133	7	15:14:56.859	<b>54.488</b>	15.387	20.906	18.195	135.571	115.305
9	15:16:27.702	<b>53.255</b>	14.848	20.642	17.765	143.392	<b>121.572</b>	8	15:15:50.852	<b>53.993</b>	15.470	20.378	<b>18.145</b>	134.754	114.129
10	15:17:19.388	<b>51.686</b>	<b>14.758</b>	<b>19.469</b>	<b>17.459</b>	143.087	120.915	9	15:16:44.827	<b>53.975</b>	15.453	20.300	18.222	135.571	115.504
<b>(8) Jon DICKIE</b>															
1	15:09:27.472	<b>55.333</b>	16.576	20.818	17.939	93.857	120.697	1	15:09:30.968	<b>57.488</b>	16.738	22.081	18.669	100.611	118.775
2	15:10:20.738	<b>53.266</b>	15.144	20.115	18.007	144.317	122.014	2	15:10:25.840	<b>54.872</b>	15.673	21.035	18.164	<b>138.652</b>	118.565
3	15:11:13.654	<b>52.916</b>	15.118	19.968	17.830	143.699	122.459	3	15:11:20.418	<b>54.578</b>	15.846	20.606	18.126	132.362	119.621
4	15:12:06.548	<b>52.894</b>	15.104	19.977	17.813	143.087	122.459	4	15:12:14.517	<b>54.099</b>	15.653	20.411	18.035	135.845	118.565
5	15:12:59.604	<b>53.056</b>	15.080	20.056	17.920	144.008	122.236	5	15:13:08.570	<b>54.053</b>	15.378	20.558	18.117	135.845	<b>119.835</b>
6	15:13:52.277	<b>52.673</b>	<b>15.047</b>	<b>19.903</b>	<b>17.723</b>	144.628	122.459	6	15:14:02.353	<b>53.783</b>	15.528	20.294	17.961	128.559	117.526
7	15:14:45.208	<b>52.931</b>	15.096	20.024	17.811	<b>144.941</b>	<b>122.908</b>	7	15:14:58.430	<b>56.077</b>	15.535	21.895	18.647	135.025	119.196
8	15:15:38.678	<b>53.470</b>	15.659	20.034	17.777	141.877	122.236	8	15:15:51.920	<b>53.490</b>	<b>15.283</b>	20.189	18.018	134.754	119.196
9	15:16:31.839	<b>53.161</b>	15.166	20.171	17.824	144.317	122.014	9	15:16:45.606	<b>53.686</b>	15.549	<b>20.158</b>	17.979	133.415	117.940
10	15:17:25.386	<b>53.547</b>	15.059	20.626	17.862	144.941	122.459	10	15:17:39.167	<b>53.561</b>	15.589	20.273	<b>17.699</b>	131.842	119.196
<b>(2) Lewis PATERSON</b>															
1	15:09:27.478	<b>55.314</b>	16.488	20.721	18.105	89.716	117.940	<b>(8) Paul BOWERBANK</b>							
2	15:10:22.224	<b>54.746</b>	15.953	20.572	18.221	138.366	117.940	1	15:09:29.940	<b>57.177</b>	17.143	21.582	18.452	97.967	117.733
3	15:11:16.280	<b>54.056</b>	15.538	20.344	18.174	138.366	118.775	2	15:10:25.000	<b>55.060</b>	15.891	20.889	18.280	132.624	116.912
4	15:12:10.225	<b>53.945</b>	15.527	20.295	18.123	137.798	118.985	3	15:11:20.418	<b>54.578</b>	15.846	20.606	18.126	132.362	119.621
5	15:13:03.986	<b>53.761</b>	15.360	20.262	18.139	137.516	119.196	4	15:12:14.333	<b>54.349</b>	15.664	20.509	18.176	131.842	117.733
6	15:13:57.660	<b>53.674</b>	15.409	20.245	18.020	<b>139.227</b>	118.565	5	15:13:08.964	<b>54.631</b>	15.533	20.812	18.286	136.121	118.356
7	15:14:51.015	<b>53.355</b>	15.336	20.133	<b>17.886</b>	139.227	118.985	6	15:14:03.499	<b>54.535</b>	15.841	20.578	18.116	126.618	117.321
8	15:15:44.687	<b>53.672</b>	15.302	20.168	18.202	139.227	<b>119.621</b>	7	15:14:58.693	<b>55.194</b>	15.537	21.080	18.577	137.234	117.940
9	15:16:38.275	<b>53.588</b>	15.590	<b>20.003</b>	17.995	138.081	119.196	8	15:15:52.846	<b>54.153</b>	15.605	<b>20.375</b>	18.173	135.845	118.147
10	15:17:31.525	<b>53.250</b>	<b>15.263</b>	20.050	17.937	139.227	118.985	9	15:16:46.993	<b>54.147</b>	15.591	20.521	<b>18.035</b>	134.484	118.356
<b>(11) Patrick FORMAN</b>															
1	15:09:29.406	<b>56.422</b>	16.701	21.397	18.324	100.611	119.835	1	15:09:30.634	<b>57.387</b>	16.936	21.828	18.623	97.682	114.714
2	15:10:24.426	<b>55.020</b>	15.687	20.823	18.510	140.982	120.265	2	15:10:25.757	<b>55.123</b>	15.897	20.921	18.305	<b>136.398</b>	114.714
3	15:11:18.697	<b>54.271</b>	15.450	20.808	18.013	139.517	120.915	3	15:11:20.895	<b>55.138</b>	15.841	20.973	18.324	134.215	116.304
4	15:12:12.447	<b>53.750</b>	15.447	20.365	17.938	139.227	119.835	4	15:12:15.674	<b>54.779</b>	15.873	20.719	<b>18.187</b>	134.215	115.703
5	15:13:05.602	<b>53.155</b>	15.112	20.187	17.856	140.687	120.915	5	15:13:10.272	<b>54.598</b>	<b>15.554</b>	<b>20.714</b>	18.330	135.571	<b>116.506</b>
6	15:13:58.387	<b>52.785</b>	<b>15.072</b>	19.978	<b>17.735</b>	140.982	120.915	6	15:14:05.755	<b>55.483</b>	15.816	20.880	18.787	136.121	114.129
7	15:14:51.722	<b>53.335</b>	15.169	20.425	17.741	142.479	<b>122.459</b>	7	15:15:06.684	<b>54.929</b>	15.747	20.828	18.354	134.754	115.305
8	15:15:44.750	<b>53.028</b>	15.105	<b>19.846</b>	18.077	140.982	<b>120.697</b>	8	15:15:56.006	<b>55.322</b>	15.776	20.966	18.580	134.754	115.903
9	15:16:38.396	<b>53.646</b>	15.583	20.102	17.961	142.177	120.697	9	15:16:50.710	<b>54.704</b>	15.557	20.791	18.356	135.298	115.107
10	15:17:31.548	<b>53.152</b>	15.205	20.131	17.816	<b>143.087</b>	122.014	10	15:17:46.116	<b>55.406</b>	15.742	21.128	18.536	135.845	115.107
<b>(26) Alan McGREGOR</b>															
1	15:09:29.083	<b>56.587</b>	16.673	21.523	18.391	96.836	117.526	<b>(85) Steve HORNE</b>							
2	15:10:23.043	<b>53.960</b>	15.487	20.536	17.937	136.954	116.709	1	15:09:32.557	<b>59.326</b>	17.435	22.690	19.201	93.726	115.703
3	15:11:17.132	<b>54.089</b>	15.417	20.440	18.232	137.798	117.940	2	15:10:29.052	<b>56.495</b>	16.279	21.395	18.821	129.802	117.733
4	15:12:10.936	<b>53.804</b>	<b>15.296</b>	20.361	18.147	136.954	118.147	3	15:11:25.122	<b>56.070</b>	16.080	21.377	18.613	136.121	117.940
5	15:13:04.547	<b>53.611</b>	15.359	20.286	1										

## KMSC National Motorcycle Racing AC

Scottish Championship Formula 600

Knockhill 1.267 miles

Race 4 - 1st Race

28/07/2018 14:00

Race (10 Laps) started at 15:08:26

Lap	Time of Day	Lap Tm	S1	S2	S3	SFSpd	S1Spd	Lap	Time of Day	Lap Tm	S1	S2	S3	SFSpd	S1Spd
3	15:11:23.490	<b>56.034</b>	16.048	21.501	18.485	136.954	<b>118.147</b>	7	15:15:31.350	<b>58.413</b>	16.701	22.711	19.001	129.802	<b>110.012</b>
4	15:12:19.954	<b>56.464</b>	16.214	21.495	18.755	137.234	117.526	8	15:16:29.989	<b>58.639</b>	16.769	23.080	<b>18.790</b>	130.814	101.678
5	15:13:15.992	<b>56.038</b>	15.967	21.522	18.549	136.675	116.506	9	15:17:27.691	<b>57.702</b>	<b>16.186</b>	<b>22.362</b>	19.154	<b>133.150</b>	109.474
6	15:14:12.441	<b>56.449</b>	16.451	21.276	18.722	135.845	118.147	<b>(103) Richard DUNCAN</b>							
7	15:15:08.472	<b>56.031</b>	16.161	<b>21.230</b>	18.640	134.484	117.940	1	15:09:35.887	<b>1:01.833</b>	17.845	23.653	20.335	99.419	106.520
8	15:16:05.546	<b>57.074</b>	16.305	21.878	18.891	134.215	117.321	2	15:10:34.892	<b>59.005</b>	16.978	<b>22.526</b>	19.501	119.409	<b>110.374</b>
9	15:17:01.575	<b>56.029</b>	15.864	21.598	18.567	<b>137.798</b>	117.526	3	15:11:34.375	<b>59.483</b>	17.181	23.008	19.294	126.857	109.474
10	15:17:57.114	<b>55.539</b>	<b>15.742</b>	21.267	18.530	134.754	116.709	4	15:12:33.230	<b>58.855</b>	17.147	22.543	<b>19.165</b>	120.480	108.238
<b>(27) Andrew DONALD</b>								5	15:13:32.666	<b>59.436</b>	17.126	22.759	19.551	123.587	109.474
1	15:09:33.370	<b>59.867</b>	17.855	22.579	19.433	99.863	113.935	6	15:14:32.029	<b>59.363</b>	17.102	22.946	19.315	123.587	108.764
2	15:10:30.376	<b>57.006</b>	16.397	21.802	18.807	131.584	114.518	7	15:15:30.963	<b>58.934</b>	16.892	22.747	19.295	126.857	107.201
3	15:11:26.959	<b>56.583</b>	<b>15.996</b>	21.643	18.944	132.886	114.910	8	15:16:29.670	<b>58.707</b>	16.707	22.771	19.229	125.435	106.689
4	15:12:23.494	<b>56.535</b>	16.345	<b>21.546</b>	18.644	129.053	115.305	9	15:17:28.539	<b>58.869</b>	<b>16.687</b>	22.720	19.462	<b>130.306</b>	109.832
5	15:13:20.270	<b>56.776</b>	16.166	21.730	18.880	131.070	<b>115.703</b>	<b>(45) Adam SIMPSON</b>							
6	15:14:17.124	<b>56.854</b>	16.299	21.908	18.647	129.802	114.714	1	15:09:38.149	<b>1:03.035</b>	18.245	24.636	20.154	95.188	101.524
7	15:15:13.917	<b>56.793</b>	16.223	22.014	<b>18.556</b>	<b>136.675</b>	112.220	2	15:10:38.608	<b>1:00.459</b>	17.062	23.429	19.968	128.805	109.118
8	15:16:11.224	<b>57.307</b>	16.418	21.885	19.004	130.814	113.549	3	15:11:38.374	<b>59.766</b>	17.241	22.865	19.660	123.360	109.118
9	15:17:08.485	<b>57.261</b>	16.242	22.102	18.917	131.584	113.166	4	15:12:37.856	<b>59.482</b>	17.136	23.008	19.338	125.670	111.474
10	15:18:06.194	<b>57.709</b>	16.825	21.967	18.917	130.053	113.935	5	15:13:40.061	<b>1:02.205</b>	18.570	23.845	19.790	<b>130.053</b>	106.859
<b>(58) Barry STEWART</b>								6	15:14:38.971	<b>58.910</b>	<b>16.591</b>	23.003	19.316	130.053	<b>112.976</b>
1	15:09:34.276	<b>1:00.820</b>	18.218	23.224	19.378	95.459	111.846	7	15:15:38.476	<b>59.505</b>	16.872	23.067	19.566	128.805	109.296
2	15:10:32.136	<b>57.860</b>	16.632	22.089	19.139	134.484	116.103	8	15:16:37.390	<b>58.914</b>	16.928	<b>22.447</b>	19.539	126.380	110.739
3	15:11:30.067	<b>57.931</b>	16.407	22.124	19.400	132.624	115.703	9	15:17:36.856	<b>59.466</b>	17.479	22.716	<b>19.271</b>	122.236	110.922
4	15:12:28.311	<b>58.244</b>	16.730	22.355	19.159	133.680	<b>116.304</b>	<b>(92) Christopher SCOTT</b>							
5	15:13:26.493	<b>58.182</b>	16.518	22.338	19.326	132.886	115.107	1	15:09:39.955	<b>1:05.277</b>	19.913	25.145	20.219	93.988	108.064
6	15:14:23.985	<b>57.492</b>	16.224	22.197	19.071	136.398	116.103	2	15:10:41.399	<b>1:01.444</b>	17.667	23.770	20.007	118.356	109.118
7	15:15:21.313	<b>57.328</b>	16.556	<b>21.798</b>	<b>18.974</b>	134.215	116.103	3	15:11:41.819	<b>1:00.420</b>	17.320	23.231	19.869	118.775	111.105
8	15:16:19.424	<b>58.111</b>	16.519	22.573	19.019	<b>137.234</b>	115.903	4	15:12:42.904	<b>1:01.085</b>	17.642	23.674	19.769	120.265	108.941
9	15:17:16.660	<b>57.236</b>	<b>16.135</b>	22.058	19.043	136.675	115.305	5	15:13:43.116	<b>1:00.212</b>	<b>16.834</b>	23.660	19.718	123.133	112.220
10	15:18:14.786	<b>58.126</b>	16.518	22.299	19.309	133.947	116.103	6	15:14:44.269	<b>1:01.153</b>	17.257	23.735	20.161	126.380	111.105
<b>(6) James WILKEN</b>								7	15:15:43.691	<b>59.422</b>	16.868	<b>22.644</b>	19.910	125.201	<b>113.549</b>
1	15:09:33.478	<b>59.805</b>	17.833	23.022	18.950	96.976	114.518	8	15:16:43.796	<b>1:00.105</b>	17.849	<b>22.870</b>	<b>19.386</b>	127.098	113.549
2	15:10:31.645	<b>58.167</b>	16.788	<b>22.028</b>	19.351	130.053	114.910	9	15:17:43.439	<b>59.643</b>	17.014	22.671	19.958	<b>127.824</b>	112.408
3	15:11:30.447	<b>58.802</b>	17.048	22.420	19.334	125.905	116.304	<b>(22) Chris SPELLMAN</b>							
4	15:12:28.577	<b>58.130</b>	16.890	22.450	18.790	124.044	116.103	1	15:09:38.642	<b>1:03.637</b>	18.719	24.617	20.301	93.988	103.084
5	15:13:26.702	<b>58.125</b>	16.405	22.717	19.003	125.905	114.323	2	15:10:39.440	<b>1:00.798</b>	17.597	23.184	20.017	125.201	108.941
6	15:14:24.133	<b>57.431</b>	<b>16.323</b>	22.366	18.742	125.201	116.506	3	15:11:39.853	<b>1:00.413</b>	17.574	23.219	19.620	127.581	109.653
7	15:15:21.481	<b>57.348</b>	16.460	22.159	<b>18.729</b>	131.584	115.504	4	15:12:40.858	<b>1:01.005</b>	17.440	23.616	19.949	128.068	110.374
8	15:16:19.139	<b>57.658</b>	16.341	22.303	19.014	<b>132.886</b>	115.107	5	15:13:42.517	<b>1:01.659</b>	17.948	23.906	19.805	126.618	109.118
9	15:17:17.368	<b>58.229</b>	16.941	22.391	18.897	127.581	114.323	6	15:14:44.159	<b>1:01.642</b>	17.380	23.645	20.617	129.302	109.474
10	15:18:15.255	<b>57.887</b>	16.610	22.080	19.197	124.504	<b>117.116</b>	7	15:15:44.533	<b>1:00.374</b>	17.605	23.182	19.587	126.142	<b>110.922</b>
<b>(25) Jim PURVIS</b>								8	15:16:44.409	<b>59.876</b>	17.315	23.144	<b>19.417</b>	<b>131.326</b>	103.402
1	15:09:36.241	<b>1:01.832</b>	18.240	23.967	19.625	92.562	98.688	9	15:17:43.804	<b>59.395</b>	<b>16.979</b>	<b>22.841</b>	19.575	131.326	106.689
2	15:10:36.188	<b>59.947</b>	17.114	23.072	19.761	120.049	108.588	<b>(76) Steven BEATTIE</b>							
3	15:11:35.113	<b>58.925</b>	16.550	22.805	19.570	119.835	113.166	1	15:09:35.544	<b>1:01.424</b>	18.347	23.286	19.791	100.460	111.290
4	15:12:34.287	<b>59.174</b>	16.711	23.040	19.423	119.621	112.408	2	15:10:34.947	<b>59.403</b>	16.938	23.180	19.285	130.814	114.129
5	15:13:32.922	<b>58.635</b>	16.340	22.840	19.455	125.670	110.193	3	15:11:33.173	<b>58.226</b>	16.727	22.587	18.912	132.362	111.846
6	15:14:31.349	<b>58.427</b>	16.764	22.354	19.309	120.915	112.408	4	15:12:30.798	<b>57.625</b>	16.505	22.249	18.871	135.298	112.408
7	15:15:29.853	<b>58.504</b>	16.505	22.731	<b>19.268</b>	<b>126.380</b>	111.105	5	15:13:28.359	<b>57.561</b>	16.356	22.495	18.710	135.298	113.166
8	15:16:27.655	<b>57.802</b>	<b>16.095</b>	<b>22.281</b>	19.426	125.201	<b>114.518</b>	6	15:14:25.231	<b>56.872</b>	16.307	21.933	18.632	<b>136.675</b>	111.474
9	15:17:25.476	<b>57.821</b>	16.198	22.310	19.313	124.735	114.129	7	15:15:22.240	<b>57.009</b>	16.637	<b>21.800</b>	<b>18.572</b>	136.121	<b>114.323</b>
<b>(82) Scott SMITH</b>								8	15:16:19.677	<b>57.437</b>	<b>16.092</b>	22.448	18.897	134.754	110.012
1	15:09:35.913	<b>1:01.795</b>	18.696	23.235	19.864	96.419	109.474	9	15:17:16.819	<b>57.142</b>	16.136	22.165	18.841	134.215	113.742
2	15:10:35.306	<b>59.393</b>	17.046			126.618	109.296	<b>(52) John HODGE</b>							
3	15:11:34.007	<b>58.701</b>	16.731			127.824	<b>112.220</b>	1	15:09:37.448	<b>1:03.344</b>	18.372	25.077	19.895	99.419	95.053
4	15:12:33.081	<b>59.074</b>	16.853			124.968	110.922	2	15:10:37.179	<b>59.731</b>	17.166	22.971	19.594	122.459	108.588
5	15:13:31.755	<b>58.674</b>	16.815			126.618	110.374	3	15:11:36.189						

## KMSC National Motorcycle Racing AC

Lapchart

Scottish Championship Formula 600

Knockhill 1.267 miles

Race 4 - 1st Race

28/07/2018 14:00

Race (10 Laps) started at 15:08:26

Competitors	Laps											
	0	1	2	3	4	5	6	7	8	9	10	
William MONIE (12)	1	12	69	64	64	69	69	64	64	64	64	64
Lewis PATERSON (2)	2	2	64	69	69	64	64	69	69	69	69	69
Rory SKINNER (69)	3	69	12	12	12	12	12	12	12	12	12	12
Sam MUNRO (64)	4	64	2	2	2	2	2	2	2	2	2	2
James McLAREN (55)	5	55	55	26	26	26	26	26	26	1	1	1
Alan McGREGOR (26)	6	26	26	55	1	1	1	1	1	26	26	26
Paul BOWERBANK (28)	7	28	87	1	55	55	55	55	55	55	55	55
Steven ALLISON (87)	8	87	1	87	87	87	87	8	87	87	87	87
Bruce BIRNIE (1)	9	1	28	28	28	28	8	87	8	8	8	8
Steve HORNE (85)	10	85	11	11	8	8	28	28	28	28	28	28
Patrick FORMAN (11)	11	11	8	8	11	11	11	11	11	11	11	11
Mark FARRELL (48)	12	48	48	48	48	48	48	85	85	85	85	85
Barry STEWART (58)	13	58	85	85	85	85	85	48	48	48	48	48
Jon DICKIE (8)	14	8	27	27	27	27	27	27	27	27	27	27
Andrew DONALD (27)	15	27	6	6	58	58	58	58	58	6	58	58
James WILKEN (6)	16	6	58	58	6	6	6	6	6	58	76	6
Richard DUNCAN (103)	17	103	76	103	76	76	76	76	76	76	6	
John HODGE (52)	18	52	103	76	82	82	82	82	82	25	25	
Scott SMITH (82)	19	82	82	82	103	103	103	25	25	82	82	
Steven BEATTIE (76)	20	76	25	25	25	25	25	103	103	103	52	
Jim PURVIS (25)	21	25	52	52	52	52	52	52	52	52	103	
Christopher SCOTT (92)	22	92	45	45	45	45	45	45	45	45	45	
Chris SPELLMAN (22)	23	22	22	22	22	22	22	22	92	92	92	
Adam SIMPSON (45)	24	45	92	92	92	92	92	92	22	22	22	
Paul MARSHALL (278)	25	278										
-	26											

Clerk of the Course.

Sig : Time :  
Chief Timekeeper : Ian Sharp (SMART Timing)

Results available at [www.smart-timing.co.uk](http://www.smart-timing.co.uk) and [www.speedhive.com](http://www.speedhive.com)

Printed: 28/07/2018 15:22:57

Orbits



**KMSC National Motorcycle Racing AC**


KMSC Formula 600

Knockhill 1.267 miles

Race 11 - 1st Race

28/07/2018 15:45

Race (10 Laps)



POLE POSITION

<b>3</b> 12 William MONIE	<b>2</b> 69 Rory SKINNER	<b>1</b> 64 Sam MUNRO	<b>1</b>
<b>6</b> 26 Alan McGREGOR	<b>5</b> 1 Bruce BIRNIE	<b>4</b> 2 Lewis PATERSON	<b>2</b>
<b>9</b> 8 Jon DICKIE	<b>8</b> 87 Steven ALLISON	<b>7</b> 55 James McLAREN	<b>3</b>
<b>12</b> 85 Steve HORNE	<b>11</b> 11 Patrick FORMAN	<b>10</b> 28 Paul BOWERBANK	<b>4</b>
<b>15</b> 58 Barry STEWART	<b>14</b> 27 Andrew DONALD	<b>13</b> 48 Mark FARRELL	<b>5</b>
<b>18</b> 82 Scott SMITH	<b>17</b> 25 Jim PURVIS	<b>16</b> 6 James WILKEN	<b>6</b>
<b>21</b> 45 Adam SIMPSON	<b>20</b> 103 Richard DUNCAN	<b>19</b> 52 John HODGE	<b>7</b>
<b>24</b> 76 Steven BEATTIE	<b>23</b> 22 Chris SPELLMAN	<b>22</b> 92 Christopher SCOTT	<b>8</b>
	<b>26</b> 23 Graeme MacLEOD	<b>25</b> 278 Paul MARSHALL	<b>9</b>

Clerk of the Course.

Orbits

Sig : Time :  
 Chief Timekeeper : Ian Sharp (SMART Timing)  
 Results available at [www.smart-timing.co.uk](http://www.smart-timing.co.uk) and [www.speedhive.com](http://www.speedhive.com)





# Race Results

## KMSC National Motorcycle Racing AC

Sorted on Laps

Scottish Championship Superbikes & KMSC Clubman

Knockhill 1.267 miles

Race 5 - 1st Race

28/07/2018 14:15

Race (10 Laps) started at 15:23:46

Pos	No.	Name	Make/Model	CC	Class	Laps	Total Tm	Diff	Best Tm	In Lap	Avg. Speed
1	72	Sean GILFILLAN	BMW	S1000RR	SB	10	8:40.575		50.884	10	87.616
2	99	Callum GRIGOR	Kawasaki	ZX10RR	SB	10	8:42.096	1.521	50.957	10	87.361
3	45	Ewan GRAY	Kawasaki	ZX10R	SB	10	8:42.144	1.569	50.783	3	87.353
4	94	Greg GILFILLAN	BMW	S1000RR	SB	10	8:42.369	1.794	50.772	9	87.316
5	1	Bruce BIRNIE	BMW	S1000RR	SB	10	8:55.304	14.729	52.114	4	85.206
6	32	John MacDONALD	Yamaha	R1	SB	10	8:56.439	15.864	52.029	7	85.025
7	34	John DEAN	BMW	S1000RR	SB	10	9:08.563	27.988	53.629	5	83.146
8	75	Charlie BUNYAN	Kawasaki	ZX10R	C	10	9:08.657	28.082	53.135	9	83.132
9	71	Gavin JONES	Yamaha	R1	C	10	9:10.128	29.553	53.985	6	82.910
10	18	Clint WALKER	BMW	S1000RR	C	10	9:10.598	30.023	53.612	9	82.839
11	30	Alan RENNIE	Honda	Fireblade	C	10	9:10.667	30.092	53.396	7	82.828
12	69	Rodney SCOTT	BMW	S1000RR	SB	10	9:16.945	36.370	53.208	10	81.895
13	17	Gordon MacDONALD	Suzuki	GSXR1000	C	10	9:17.954	37.379	54.370	10	81.747
14	122	David SUDDER	Suzuki	GSXR 1000	C	10	9:18.601	38.026	54.376	10	81.652
15	37	Steven PATTERSON	Kawasaki	ZX10R	C	10	9:19.329	38.754	54.189	7	81.546
16	29	Andrew BUCHANAN	Yamaha	R1	C	10	9:19.822	39.247	53.815	8	81.474
17	98	Christopher LIDDELL			C	10	9:27.380	46.805	54.709	9	80.389
18	41	Lukasz PIEC	BMW	S1000RR	C	10	9:29.070	48.495	53.946	7	80.150
19	67	Des BURNS	Kawasaki	ZX10R	C	10	9:29.265	48.690	55.631	10	80.122
20	26	Steven McINTYRE	Suzuki	GSXR1000	C	9	8:47.330	1 Lap	56.522	8	77.845
21	117	Joe HENDRIE	Yamaha	R1	SB	9	9:00.603	1 Lap	57.881	6	75.933
22	51	Callum JACKSON	Suzuki	GSXR1000	C	9	9:01.067	1 Lap	58.271	8	75.868
23	14	James CRAWFORD	Kawaskai	ZX10R	C	9	9:03.455	1 Lap	58.482	8	75.535
24	19	Nic BOYES	Ducati	848	SB	9	9:13.323	1 Lap	59.165	8	74.188
Not classified											
DNF	52	Charlie FLETT	BMW	S1000RR	C	3	3:28.701	DNF	1:02.659	3	65.564

### Announcements

Bikes No's 41 & 52 - Racetime includes 10 second time penalty - Starting from wrong grid position.

Margin of Victory	Avg. Speed	Best Lap Tm	Best Speed	Best Lap by
1.521	87.616	50.772	89.835	94 - Greg GILFILLAN

Clerk of the Course.

Orbits

Sig : Time :

Chief Timekeeper : Ian Sharp (SMART Timing)

Results available at [www.smart-timing.co.uk](http://www.smart-timing.co.uk) and [www.speedhive.com](http://www.speedhive.com)

Printed: 28/07/2018 16:11:39



## KMSC National Motorcycle Racing AC

Scottish Championship Superbikes & KMSC Clubman

Knockhill 1.267 miles

Race 5 - 1st Race

28/07/2018 14:15

Race (10 Laps) started at 15:23:46

Lap	Time of Day	Lap Tm	S1	S2	S3	SFSpd	S1Spd	Lap	Time of Day	Lap Tm	S1	S2	S3	SFSpd	S1Spd
<b>(72) Sean GILFILLAN</b>															
1	15:24:44.720	<b>53.214</b>	15.846	20.052	17.316	95.188	127.339	1	15:24:46.871	<b>54.650</b>	16.161	20.552	17.937	103.561	127.581
2	15:25:36.523	<b>51.803</b>	14.976	19.656	17.171	144.008	128.313	2	15:25:40.711	<b>53.840</b>	15.228	20.670	17.942	<b>145.886</b>	127.339
3	15:26:27.772	<b>51.249</b>	14.736	19.448	17.065	145.570	127.339	3	15:26:34.510	<b>53.799</b>	<b>15.188</b>	20.579	18.032	141.279	128.068
4	15:27:18.956	<b>51.184</b>	14.652	19.518	<b>17.014</b>	146.523	129.302	4	15:27:28.255	<b>53.745</b>	15.303	20.574	17.868	142.177	<b>128.559</b>
5	15:28:10.715	<b>51.759</b>	14.751	19.819	17.189	148.140	127.339	5	15:28:21.884	<b>53.629</b>	15.335	<b>20.503</b>	<b>17.791</b>	142.782	127.339
6	15:29:01.853	<b>51.138</b>	14.553	19.419	17.166	<b>150.129</b>	130.053	6	15:29:15.693	<b>53.809</b>	15.207	20.609	17.993	144.628	127.824
7	15:29:53.191	<b>51.338</b>	14.757	<b>19.185</b>	17.396	144.941	129.802	7	15:30:09.988	<b>54.295</b>	15.411	20.769	18.115	141.577	127.581
8	15:30:44.888	<b>51.697</b>	14.649	19.792	17.256	147.489	125.905	8	15:31:05.357	<b>55.369</b>	15.895	21.279	18.195	138.652	123.587
9	15:31:36.118	<b>51.230</b>	14.568	19.233	17.429	149.128	129.302	9	15:32:00.035	<b>54.678</b>	15.549	20.907	18.222	139.808	125.905
10	15:32:27.002	<b>50.884</b>	<b>14.422</b>	19.406	17.056	146.844	<b>131.070</b>	10	15:32:54.990	<b>54.955</b>	15.653	21.030	18.272	139.517	122.683
<b>(99) Callum GRIGOR</b>															
1	15:24:44.821	<b>53.177</b>	16.093	19.912	17.172	94.252	127.824	<b>(75) Charlie BUNYAN</b>							
2	15:25:36.459	<b>51.638</b>	14.849	19.501	17.288	<b>147.814</b>	124.504	1	15:24:50.252	<b>57.163</b>	17.208	21.783	18.172	102.454	126.142
3	15:26:27.645	<b>51.186</b>	14.675	19.310	17.201	146.204	127.098	2	15:25:45.373	<b>55.121</b>	15.772	21.214	18.135	133.680	127.098
4	15:27:18.944	<b>51.299</b>	14.667	19.314	17.318	147.489	126.618	3	15:26:39.746	<b>54.373</b>	15.605	20.666	18.102	<b>138.652</b>	125.435
5	15:28:10.717	<b>51.773</b>	14.900	19.497	17.376	144.317	128.313	4	15:27:33.263	<b>53.517</b>	15.394	20.369	17.754	136.398	122.683
6	15:29:02.322	<b>51.605</b>	14.916	19.486	17.203	143.087	129.053	5	15:28:26.629	<b>53.366</b>	<b>15.208</b>	20.506	<b>17.652</b>	135.025	127.098
7	15:29:53.969	<b>51.647</b>	15.083	19.287	17.277	145.255	125.670	6	15:29:20.176	<b>53.547</b>	15.324	20.374	17.849	133.680	<b>129.053</b>
8	15:30:46.468	<b>52.499</b>	14.891	20.253	17.355	144.317	126.857	7	15:30:14.055	<b>53.879</b>	15.238	20.615	18.026	136.398	124.735
9	15:31:37.566	<b>51.098</b>	<b>14.581</b>	19.277	17.240	147.489	<b>129.302</b>	8	15:31:08.205	<b>54.150</b>	15.500	20.672	17.978	137.234	128.313
10	15:32:28.523	<b>50.957</b>	14.601	<b>19.200</b>	<b>17.156</b>	146.523	128.313	9	15:32:01.340	<b>53.135</b>	15.313	<b>20.042</b>	17.780	137.234	127.824
<b>(45) Ewan GRAY</b>															
1	15:24:45.465	<b>53.516</b>	15.885	20.175	17.456	97.257	124.044	10	15:32:55.084	<b>53.744</b>	15.472	20.560	17.712	138.081	124.504
2	15:25:37.181	<b>51.716</b>	14.779	19.650	17.287	142.479	130.306	<b>(71) Gavin JONES</b>							
3	15:26:27.964	<b>50.783</b>	14.694	<b>19.192</b>	<b>16.897</b>	139.808	128.805	1	15:24:48.361	<b>56.255</b>	16.591	21.481	18.183	99.566	119.835
4	15:27:19.528	<b>51.564</b>	14.602	19.515	17.447	144.317	129.053	2	15:25:43.116	<b>54.755</b>	15.650	20.879	18.226	139.227	124.044
5	15:28:10.957	<b>51.429</b>	<b>14.559</b>	19.535	17.335	143.699	<b>130.814</b>	3	15:26:37.390	<b>54.274</b>	15.478	20.642	18.154	139.227	123.815
6	15:29:02.386	<b>51.429</b>	14.730	19.498	17.201	143.087	125.435	4	15:27:31.597	<b>54.207</b>	15.468	20.763	<b>17.976</b>	140.392	<b>125.201</b>
7	15:29:53.975	<b>51.589</b>	15.116	19.293	17.180	135.845	128.559	5	15:28:25.683	<b>54.086</b>	15.462	<b>20.595</b>	18.029	139.227	124.504
8	15:30:46.530	<b>52.555</b>	14.724	20.530	17.301	<b>146.844</b>	128.068	6	15:29:19.668	<b>53.985</b>	<b>15.298</b>	20.650	18.037	<b>144.317</b>	124.273
9	15:31:37.577	<b>51.047</b>	14.699	19.215	17.133	140.972	129.302	7	15:30:13.908	<b>54.240</b>	15.355	20.692	18.193	141.279	122.459
10	15:32:28.571	<b>50.994</b>	14.678	19.230	17.086	145.255	129.302	8	15:31:08.042	<b>54.134</b>	15.459	20.624	18.051	140.099	122.908
<b>(94) Greg GILFILLAN</b>															
1	15:24:45.315	<b>53.628</b>	15.995	20.196	17.437	94.785	127.824	9	15:32:02.223	<b>54.181</b>	15.344	20.710	18.127	141.279	123.587
2	15:25:36.992	<b>51.677</b>	14.790	19.663	17.224	147.814	131.326	10	15:32:56.555	<b>54.332</b>	15.974	20.835	18.123	142.177	122.683
3	15:26:29.084	<b>52.092</b>	15.469	19.387	17.236	144.628	132.624	<b>(18) Clint WALKER</b>							
4	15:27:20.202	<b>51.118</b>	<b>14.550</b>	19.459	17.109	144.941	133.150	1	15:24:47.951	<b>55.737</b>	16.364	21.327	18.046	95.323	124.735
5	15:28:11.757	<b>51.555</b>	14.684	19.632	17.239	147.814	132.886	2	15:25:42.635	<b>54.684</b>	15.816	20.889	17.979	<b>144.941</b>	123.360
6	15:29:02.975	<b>51.218</b>	14.717	19.339	17.162	145.570	131.842	3	15:26:36.828	<b>54.193</b>	15.159	20.981	18.053	140.687	123.133
7	15:29:54.392	<b>51.417</b>	15.067	19.194	17.156	<b>148.140</b>	132.624	4	15:27:31.435	<b>54.607</b>	15.695	20.842	18.070	140.392	124.273
8	15:30:47.218	<b>52.826</b>	14.676	20.394	17.756	141.577	<b>135.298</b>	5	15:28:25.873	<b>54.438</b>	15.813	20.846	<b>17.779</b>	132.362	124.273
9	15:31:37.990	<b>50.772</b>	14.604	19.147	17.021	146.204	133.947	6	15:29:20.326	<b>54.453</b>	15.263	20.858	18.332	135.845	124.044
10	15:32:28.796	<b>50.806</b>	15.053	<b>18.969</b>	<b>16.784</b>	145.570	131.842	7	15:30:14.860	<b>54.534</b>	15.679	20.718	18.137	134.215	123.587
<b>(1) Bruce BIRNIE</b>															
1	15:24:46.945	<b>54.692</b>	16.510	20.466	17.716	98.111	<b>130.560</b>	8	15:31:09.088	<b>54.228</b>	15.547	20.724	17.957	140.099	124.735
2	15:25:39.789	<b>52.844</b>	15.248	20.035	17.561	<b>150.129</b>	124.504	9	15:32:02.700	<b>53.612</b>	<b>15.134</b>	<b>20.496</b>	17.982	140.099	125.435
3	15:26:32.248	<b>52.459</b>	15.038	19.828	17.593	144.317	128.313	10	15:32:57.025	<b>54.325</b>	15.461	20.599	18.265	143.392	<b>127.581</b>
4	15:27:24.362	<b>52.114</b>	<b>14.868</b>	<b>19.690</b>	17.556	147.814	126.618	<b>(30) Alan RENNIE</b>							
5	15:28:17.129	<b>52.767</b>	15.471	19.735	17.561	149.460	127.824	1	15:24:50.151	<b>57.238</b>	16.757	22.069	18.412	99.714	124.044
6	15:29:09.508	<b>52.379</b>	15.054	19.777	<b>17.548</b>	144.941	126.380	2	15:25:44.928	<b>54.777</b>	15.667	20.666	18.444	135.571	129.302
7	15:30:02.533	<b>53.025</b>	14.960	20.179	17.886	149.794	128.805	3	15:26:39.646	<b>54.718</b>	15.823	20.651	18.244	133.947	128.313
8	15:30:55.576	<b>53.043</b>	15.299	19.999	17.745	141.877	130.053	4	15:27:34.266	<b>54.620</b>	15.657	20.856	18.107	135.845	128.805
9	15:31:48.642	<b>53.066</b>	15.103	19.942	18.021	143.699	130.560	5	15:28:28.317	<b>54.051</b>	15.717	20.469	17.865	137.234	126.142
10	15:32:41.731	<b>53.089</b>	15.159	20.082	17.848	144.628	129.551	6	15:29:22.434	<b>54.117</b>	15.360	20.566	18.191	140.687	128.559
<b>(32) John MacDONALD</b>															
1	15:24:49.212	<b>56.927</b>	16.969	21.754	18.204	95.731	124.273	7	15:30:15.830	<b>53.396</b>	15.473	<b>20.090</b>	<b>17.833</b>	138.366	128.313
2	15:25:43.068	<b>53.856</b>	15.231	20.737	17.888	137.516	125.435	8	15:31:09.245	<b>53.415</b>	15.244	20.289	17.882	142.177	130.053
3	15:26:35.486	<b>52.418</b>	14.846	20.122	17.450	146.844	128.805	9	15:32:02.999	<b>53.754</b>	15.304	20.463	17.987	139.517	<b>131.326</b>
4	15:27:28.444	<b>52.958</b>	14.767	20.305	17.886	<b>147.814</b>	125.905	10	15:32:57.094	<b>54.095</b>	<b>15.240</b>	20.689	18.166	<b>144.628</b>	130.814
5	15:28:20.849	<b>52.405</b>	14.935	20.053	17.417	142.782	126.618	<b>(69) Rodney SCOTT</b>							
6	15:29:13.108	<b>52.259</b>	14.974	<b>19.938</b>	<b>17.347</b>	143.392	126.857	1	15:24:51.237	<b>58.055</b>	16.876	22.971	18.208	100.762	121.792
7	15:30:05.137	<b>52.029</b>	<b>14.729</b>	19.942	17.358	144.941	128.805	2	15:25:47.115	<b>55.878</b>	15.860	21.570	18.448	125.905	125.670
8	15:30:58.174	<b>53.037</b>	15.185	20.377	17.475	144.941	126.380	3	15:26:41.745	<b>54.630</b>	15.448	21.042	18.140	129.551	127.581
9	15:31:50.511	<b>52.337</b>	14.853	19.990	17.494	144.317	127.824	4	15:27:36.562	<b>54.817</b>	15.405	21.259	18.153	131.584	126.618
10	15:32:42.866	<b>52.355</b>	1												

## KMSC National Motorcycle Racing AC

Scottish Championship Superbikes &amp; KMSC Clubman

Knockhill 1.267 miles

Race 5 - 1st Race

28/07/2018 14:15

Race (10 Laps) started at 15:23:46

Lap	Time of Day	Lap Tm	S1	S2	S3	SFSpd	S1Spd	Lap	Time of Day	Lap Tm	S1	S2	S3	SFSpd	S1Spd
3	15:26:41.337	<b>54.830</b>	15.469	21.297	18.064	136.675	120.915	5	15:28:35.708	<b>56.093</b>	16.165	21.483	18.445	127.824	124.735
4	15:27:35.807	<b>54.470</b>	15.296	21.132	18.042	137.234	<b>122.683</b>	6	15:29:31.442	<b>55.734</b>	15.994	<b>21.207</b>	18.533	132.624	123.815
5	15:28:30.914	<b>55.107</b>	15.649	21.469	17.989	135.298	119.835	7	15:30:27.559	<b>56.117</b>	16.161	21.413	18.543	132.102	124.504
6	15:29:25.764	<b>54.850</b>	15.619	21.270	17.961	140.982	114.518	8	15:31:23.661	<b>56.102</b>	16.008	21.685	<b>18.409</b>	132.362	123.587
7	15:30:20.269	<b>54.505</b>	15.169			142.177	121.352	9	15:32:20.061	<b>56.400</b>	16.049	21.883	18.468	<b>133.150</b>	112.033
8	15:31:15.439	<b>55.170</b>	15.254	21.670	18.246	<b>142.782</b>	116.912	10	15:33:15.692	<b>55.631</b>	15.776	21.321	18.534	132.362	123.587
9	15:32:10.011	<b>54.572</b>	<b>15.115</b>	21.382	18.075	141.279	120.915	(26) Steven McINTYRE							
10	15:33:04.381	<b>54.370</b>	15.394	<b>21.048</b>	<b>17.928</b>	136.954	119.409	1	15:24:55.353	<b>1:01.975</b>	18.506	23.920	19.549	92.690	111.290
(122) David SUDES								2	15:25:53.012	<b>57.659</b>	16.330	22.039	19.290	134.754	120.049
1	15:24:49.874	<b>57.431</b>	17.108	21.856	18.467	96.419	121.572	3	15:26:50.934	<b>57.922</b>	16.623	22.332	18.967	133.947	116.506
2	15:25:45.793	<b>55.919</b>	15.811	21.365	18.743	135.571	120.915	4	15:27:48.652	<b>57.718</b>	16.545	22.095	19.078	134.215	118.565
3	15:26:41.041	<b>55.248</b>	15.949	20.940	18.359	132.886	120.049	5	15:28:46.388	<b>57.736</b>	16.497	22.294	18.945	136.398	116.506
4	15:27:36.674	<b>55.633</b>	15.742	21.293	18.598	134.215	117.321	6	15:29:43.410	<b>57.022</b>	16.184	22.011	18.827	136.398	120.049
5	15:28:32.336	<b>55.662</b>	16.233	20.959	18.470	127.824	117.733	7	15:30:40.541	<b>57.131</b>	16.353	21.802	18.976	<b>137.798</b>	120.049
6	15:29:26.785	<b>54.449</b>	15.755	20.523	<b>18.171</b>	131.584	<b>122.459</b>	8	15:31:37.063	<b>56.522</b>	<b>16.122</b>	<b>21.664</b>	<b>18.736</b>	137.234	117.526
7	15:30:21.175	<b>54.390</b>	15.581	<b>20.492</b>	18.317	133.415	121.792	9	15:32:33.757	<b>56.694</b>	16.291	21.666	18.737	137.234	<b>120.265</b>
8	15:31:15.910	<b>54.735</b>	15.657	20.899	18.179	137.234	120.697	(17) Joe HENDRIE							
9	15:32:10.652	<b>54.742</b>	<b>15.489</b>	21.021	18.232	<b>139.227</b>	121.572	1	15:24:55.842	<b>1:01.936</b>	18.664	23.590	19.682	100.310	112.408
10	15:33:05.028	<b>54.376</b>	15.635	20.531	18.210	138.652	121.133	2	15:25:54.904	<b>59.062</b>	16.545	23.146	19.371	126.618	<b>116.304</b>
(37) Steven PATTERSON								3	15:26:53.731	<b>58.827</b>	16.536	22.955	19.336	128.805	115.903
1	15:24:52.639	<b>59.089</b>	17.538			105.020	121.792	4	15:27:53.053	<b>59.322</b>	16.942	22.942	19.438	132.102	114.910
2	15:25:48.064	<b>55.425</b>	15.547			137.234	125.201	5	15:28:51.832	<b>58.779</b>	17.059	22.622	<b>19.098</b>	131.842	112.597
3	15:26:43.480	<b>55.416</b>	15.551			141.279	126.380	6	15:29:49.713	<b>57.881</b>	<b>16.091</b>	<b>22.281</b>	19.509	<b>135.845</b>	115.504
4	15:27:38.488	<b>55.008</b>	15.551			141.577	117.116	7	15:30:49.394	<b>59.681</b>	16.842	22.526	20.313	129.053	111.105
5	15:28:33.114	<b>54.626</b>	15.558			138.652	125.670	8	15:31:48.499	<b>59.105</b>	17.113	22.534	19.458	122.459	113.357
6	15:29:27.683	<b>54.569</b>	15.568			140.687	125.905	9	15:32:47.030	<b>58.531</b>	16.648	22.691	19.192	124.735	113.549
7	15:30:21.872	<b>54.189</b>	15.404			141.877	<b>126.857</b>	(51) Callum JACKSON							
8	15:31:16.587	<b>54.715</b>	15.549			140.982	123.360	1	15:24:56.432	<b>1:02.455</b>	19.325	23.328	19.802	100.460	119.835
9	15:32:10.966	<b>54.379</b>	<b>15.129</b>			141.279	126.142	2	15:25:55.458	<b>59.026</b>	16.693	22.762	19.571	135.571	<b>120.697</b>
10	15:33:05.756	<b>54.790</b>	15.470			<b>143.087</b>	122.908	3	15:26:54.106	<b>58.648</b>	16.928	22.263	19.457	133.150	114.714
(29) Andrew BUCHANAN								4	15:27:53.555	<b>59.449</b>	16.877	22.917	19.655	<b>137.234</b>	115.504
1	15:24:53.076	<b>59.954</b>	18.087	22.704	19.163	91.303	114.714	5	15:28:52.621	<b>59.066</b>	16.799	22.713	19.554	131.842	112.408
2	15:25:48.571	<b>55.495</b>	16.103	20.820	18.572	133.150	121.352	6	15:29:51.295	<b>58.674</b>	16.985	22.266	19.423	130.814	120.049
3	15:26:43.747	<b>55.176</b>	15.706	20.968	18.502	133.415	121.133	7	15:30:50.586	<b>59.291</b>	<b>16.636</b>	22.893	19.762	125.905	113.357
4	15:27:39.821	<b>56.074</b>	16.331	21.287	18.456	135.025	120.480	8	15:31:48.857	<b>58.271</b>	16.731	<b>22.007</b>	19.533	128.313	118.985
5	15:28:34.334	<b>54.513</b>	15.693	20.794	18.026	132.362	119.835	9	15:32:47.494	<b>58.637</b>	16.646	22.845	<b>19.146</b>	131.326	114.910
6	15:29:29.299	<b>54.965</b>	15.730	20.771	18.464	<b>136.398</b>	121.792	(14) James CRAWFORD							
7	15:30:23.522	<b>54.223</b>	15.629	<b>20.355</b>	18.239	133.680	<b>124.044</b>	1	15:24:55.215	<b>1:01.671</b>	18.200	23.705	19.766	95.731	114.129
8	15:31:17.337	<b>53.815</b>	15.576	20.442	<b>17.797</b>	135.845	118.565	2	15:25:54.562	<b>59.347</b>	16.714	23.182	19.451	129.302	117.940
9	15:32:11.400	<b>54.063</b>	<b>15.471</b>	20.739	17.853	136.398	121.133	3	15:26:53.601	<b>59.039</b>	16.661	22.823	19.555	131.326	<b>119.196</b>
10	15:33:06.249	<b>54.849</b>	16.138	20.621	18.090	134.484	122.908	4	15:27:53.025	<b>59.424</b>	16.687	22.979	19.758	129.053	117.526
(98) Christopher LIDDELL								5	15:28:51.711	<b>58.686</b>	16.453	22.887	19.346	134.215	119.196
1	15:24:53.414	<b>1:00.621</b>	17.985	23.643	18.993	96.976	118.775	6	15:29:51.054	<b>59.343</b>	16.931	22.862	19.550	133.680	117.321
2	15:25:49.046	<b>55.632</b>	16.126	21.048	18.458	128.559	120.480	7	15:30:49.893	<b>58.839</b>	16.645	22.999	<b>19.195</b>	129.551	117.526
3	15:26:44.525	<b>55.479</b>	15.959	21.311	18.209	131.842	122.236	8	15:31:48.375	<b>58.482</b>	<b>16.416</b>	<b>22.325</b>	19.741	<b>134.484</b>	116.912
4	15:27:40.164	<b>55.639</b>	16.064	21.397	<b>18.178</b>	134.215	118.565	9	15:32:49.882	<b>1:01.507</b>	16.580	23.863	21.064	133.415	116.912
5	15:28:36.527	<b>56.363</b>	15.930	22.043	18.390	137.798	119.196	(19) Nic BOYES							
6	15:29:32.017	<b>55.490</b>	16.106	21.056	18.328	128.805	120.480	1	15:24:59.197	<b>1:04.821</b>	19.399	24.976	20.446	94.785	93.857
7	15:30:27.744	<b>55.727</b>	15.805	21.453	18.469	133.680	121.572	2	15:26:01.921	<b>1:02.724</b>	17.610	24.460	20.654	115.903	100.460
8	15:31:23.932	<b>56.188</b>	16.089	21.632	18.467	131.326	121.572	3	15:27:01.233	<b>59.312</b>	<b>16.567</b>	23.128	19.617	<b>124.044</b>	103.084
9	15:32:18.641	<b>54.709</b>	<b>15.734</b>	<b>20.787</b>	18.188	<b>138.081</b>	<b>122.908</b>	4	15:28:01.721	<b>1:00.488</b>	17.286	23.380	19.822	121.792	103.721
10	15:33:13.807	<b>55.166</b>	15.784	21.018	18.364	131.326	121.792	5	15:29:01.399	<b>59.678</b>	16.923	23.118	19.637	124.044	105.020
(41) Lukasz PIEC								6	15:30:01.381	<b>59.982</b>	17.200	23.248	19.534	120.265	105.184
1	15:24:53.703	<b>1:00.272</b>	17.991	23.195	19.086	93.465	113.935	7	15:31:00.858	<b>59.477</b>	16.913	23.163	19.401	122.236	<b>107.030</b>
2	15:25:49.144	<b>55.441</b>	16.224	21.365	17.852	128.313	117.526	8	15:32:00.023	<b>59.165</b>	16.859	<b>22.971</b>	<b>19.335</b>	124.044	105.681
3	15:26:43.816	<b>54.672</b>	<b>15.428</b>	21.090	18.154	137.516	118.356	9	15:32:59.750	<b>59.727</b>	17.198	23.029	19.500	120.697	107.030
4	15:27:39.040	<b>55.224</b>	15.727	20.789	18.708	<b>142.177</b>	117.940	(52) Charlie FLETT							
5	15:28:33.530	<b>54.490</b>	15.656	20.795	18.039	134.484	122.459	1	15:24:58.856	<b>1:04.260</b>	19.001			97.540	95.323
6	15:29:28.176	<b>54.646</b>	16.027	20.983	<b>17.636</b>	131.070	112.597	2	15:26:02.469	<b>1:03.613</b>	17.648				

## KMSC National Motorcycle Racing AC

Lapchart

Scottish Championship Superbikes & KMSC Clubman

Knockhill 1.267 miles

Race 5 - 1st Race

28/07/2018 14:15

Race (10 Laps) started at 15:23:46

Competitors	Laps											
		0	1	2	3	4	5	6	7	8	9	10
Sean GILFILLAN (72)	1	72	72	99	99	99	72	72	72	72	72	72
Callum GRIGOR (99)	2	99	99	72	72	72	99	99	99	99	99	99
Greg GILFILLAN (94)	3	94	94	94	45	45	45	45	45	45	45	45
Ewan GRAY (45)	4	45	45	45	94	94	94	94	94	94	94	94
Gavin JONES (71)	5	71	34	1	1	1	1	1	1	1	1	1
Clint WALKER (18)	6	18	1	34	34	34	32	32	32	32	32	32
John DEAN (34)	7	34	18	18	32	32	34	34	34	34	34	34
Bruce BIRNIE (1)	8	1	71	32	18	18	71	71	71	71	75	75
John MacDONALD (32)	9	32	32	71	71	71	18	75	75	75	71	71
David SUDDER (122)	10	122	122	30	30	75	75	18	18	18	18	18
Christopher LIDDELL (98)	11	98	30	75	75	30	30	30	30	30	30	30
Alan RENNIE (30)	12	30	75	122	122	17	17	17	17	17	17	69
Gordon MacDONALD (17)	13	17	17	17	17	69	69	69	69	69	69	17
Charlie BUNYAN (75)	14	75	69	69	69	122	122	122	122	122	122	122
Andrew BUCHANAN (29)	15	29	67	67	67	37	37	37	37	37	37	41
Rodney SCOTT (69)	16	69	37	37	37	41	41	41	41	41	41	37
Des BURNS (67)	17	67	29	29	29	67	29	29	29	29	29	29
Steven McINTYRE (26)	18	26	98	98	41	29	67	67	67	67	98	98
Lukasz PIEC (41)	19	41	41	41	98	98	98	98	98	98	67	67
James CRAWFORD (14)	20	14	14	26	26	26	26	26	26	26	26	26
Steven PATTERSON (37)	21	37	26	14	14	14	14	117	117	14	117	
Joe HENDRIE (117)	22	117	117	117	117	117	14	14	117	51		
Callum JACKSON (51)	23	51	51	51	51	51	51	51	51	14		
Nic BOYES (19)	24	19	52	19	19	19	19	19	19	19		
Charlie FLETT (52)	25	52	19	52	52							

Clerk of the Course.

Sig : Time :  
Chief Timekeeper : Ian Sharp (SMART Timing)

Results available at [www.smart-timing.co.uk](http://www.smart-timing.co.uk) and [www.speedhive.com](http://www.speedhive.com)

Printed: 28/07/2018 15:38:37

Orbits





## KMSC National Motorcycle Racing AC


KMSC Superbikes & KMSC Clubman

Knockhill 1.267 miles

Race 12 - 1st Race

28/07/2018 16:00

Race (8 Laps)



POLE POSITION

<b>3</b> 45 Ewan GRAY	<b>2</b> 99 Callum GRIGOR	<b>1</b> 72 Sean GILFILLAN	<b>1</b>
<b>6</b> 32 John MacDONALD	<b>5</b> 1 Bruce BIRNIE	<b>4</b> 94 Greg GILFILLAN	<b>2</b>
<b>9</b> 71 Gavin JONES	<b>8</b> 75 Charlie BUNYAN	<b>7</b> 34 John DEAN	<b>3</b>
<b>12</b> 69 Rodney SCOTT	<b>11</b> 30 Alan RENNIE	<b>10</b> 18 Clint WALKER	<b>4</b>
<b>15</b> 37 Steven PATTERSON	<b>14</b> 122 David SUDDER	<b>13</b> 17 Gordon MacDONALD	<b>5</b>
<b>18</b> 41 Lukasz PIEC	<b>17</b> 98 Christopher LIDDELL	<b>16</b> 29 Andrew BUCHANAN	<b>6</b>
<b>21</b> 117 Joe HENDRIE	<b>20</b> 26 Steven McINTYRE	<b>19</b> 67 Des BURNS	<b>7</b>
<b>24</b> 19 Nic BOYES	<b>23</b> 14 James CRAWFORD	<b>22</b> 51 Callum JACKSON	<b>8</b>
		<b>25</b> 52 Charlie FLETT	<b>9</b>

Clerk of the Course.

Orbits

Sig : Time :

Chief Timekeeper : Ian Sharp (SMART Timing)

Results available at [www.smart-timing.co.uk](http://www.smart-timing.co.uk) and [www.speedhive.com](http://www.speedhive.com)

Printed: 28/07/2018 15:37:01





# Race Results

## KMSC National Motorcycle Racing AC

Sorted on Laps

Scottish Sidecars

Knockhill 1.267 miles

Race 6 - 1st Race

28/07/2018 14:30

Race (10 Laps) started at 15:39:24

Pos	No.	Name	Make/Model	CC	Class	Laps	Total Tm	Diff	Best Tm	In Lap	Avg. Speed
1	8	BELL / MAYHEW	LCR Suzuki	1000	SC	10	10:12.345		59.199	5	74.486
2	93	KIRKUP / SADLER	Windle Suzuki	600	SC	10	10:22.618	10.273	1:01.104	6	73.257
3	114	AMOS / PRING	Suzuki Windle	GSXR1000	SC	10	10:44.010	31.665	1:02.159	1	70.823
4	964	ANDERSON / HUGHES	Baker	R1	SC	10	10:50.328	37.983	1:02.103	10	70.135
5	22	LITHGOW / BRUNTON	Shelbourne RF	600	SC	10	10:52.662	40.317	1:02.414	6	69.884
6	7	ZAKARAUSKAS / STEPHEN	Suzuki	LCR F2	SC	10	11:00.079	47.734	1:04.740	9	69.099
7	56	McKAY / SZANEL	Ireson Suzuki	750	SC	9	10:36.881	1 Lap	1:08.944	4	64.454
8	11	MAYHEW / TAYLOR	Ireson Honda	600	SC	9	10:37.488	1 Lap	1:09.282	3	64.393
Not classified											
DNF	19	ROBINSON / GRAVEL		LCR F2 600	SC	9	9:11.882	DNF	59.972	9	74.382
DNS	50	BROWNE / SOUTER	Ireson Suzuki	750	SC			DNS		0	-

Margin of Victory	Avg. Speed	Best Lap Tm	Best Speed	Best Lap by
10.273	74.486	59.199	77.047	8 - BELL / MAYHEW

Clerk of the Course.

Orbits

Sig : \_\_\_\_\_ Time : \_\_\_\_\_  
 Chief Timekeeper : Ian Sharp (SMART Timing)  
 Results available at [www.smart-timing.co.uk](http://www.smart-timing.co.uk) and [www.speedhive.com](http://www.speedhive.com)



## KMSC National Motorcycle Racing AC

Scottish Sidecars

Knockhill 1.267 miles

Race 6 - 1st Race

28/07/2018 14:30

Race (10 Laps) started at 15:39:24

Lap	Time of Day	Lap Tm	S1	S2	S3	SFSpd	S1Spd
<b>(8) BELL / MAYHEW</b>							
1	15:40:32.387	<b>1:02.100</b>	18.767	24.028	19.305	89.239	100.762
2	15:41:32.086	<b>59.699</b>	17.146	23.135	19.418	127.339	102.926
3	15:42:31.309	<b>59.223</b>	17.171	22.870	<b>19.182</b>	127.098	104.692
4	15:43:31.095	<b>59.786</b>	<b>17.052</b>	23.221	19.513	129.802	103.242
5	15:44:30.294	<b>59.199</b>	17.160	<b>22.745</b>	19.294	128.559	<b>108.064</b>
6	15:45:32.030	<b>1:01.736</b>	17.900	24.319	19.517	<b>134.754</b>	96.281
7	15:46:33.829	<b>1:01.799</b>	17.802	23.982	20.015	127.339	100.161
8	15:47:34.494	<b>1:00.665</b>	17.728	23.390	19.547	118.356	100.460
9	15:48:35.977	<b>1:01.483</b>	18.100	23.764	19.619	120.265	97.967
10	15:49:37.260	<b>1:01.283</b>	17.420	23.601	20.262	132.362	98.543

Lap	Time of Day	Lap Tm	S1	S2	S3	SFSpd	S1Spd
<b>(93) KIRKUP / SADLER</b>							
1	15:40:32.998	<b>1:02.683</b>	18.699	23.767	<b>20.217</b>	77.313	<b>97.967</b>
2	15:41:34.680	<b>1:01.682</b>	17.844	<b>23.202</b>	20.636	<b>118.565</b>	97.399
3	15:42:36.438	<b>1:01.758</b>	17.676	23.328	20.754	115.903	95.188
4	15:43:38.040	<b>1:01.602</b>	17.491	23.588	20.523	115.305	97.682
5	15:44:39.378	<b>1:01.338</b>	17.481	23.473	20.384	116.506	95.459
6	15:45:40.482	<b>1:01.104</b>	17.413	23.226	20.465	115.903	96.836
7	15:46:41.754	<b>1:01.272</b>	17.605	23.275	20.392	115.107	96.836
8	15:47:43.318	<b>1:01.564</b>	17.461	23.516	20.587	115.504	97.682
9	15:48:44.676	<b>1:01.358</b>	17.299	23.230	20.829	115.305	97.824
10	15:49:47.533	<b>1:02.857</b>	<b>17.266</b>	23.841	21.750	115.504	97.399

Lap	Time of Day	Lap Tm	S1	S2	S3	SFSpd	S1Spd
<b>(114) AMOS / PRING</b>							
1	15:40:32.611	<b>1:02.159</b>	18.280	<b>23.661</b>	<b>20.218</b>	82.039	<b>109.118</b>
2	15:41:36.363	<b>1:03.752</b>	19.226	23.973	20.553	110.556	84.732
3	15:42:38.755	<b>1:02.392</b>	<b>17.447</b>	24.606	20.339	119.835	102.454
4	15:43:42.647	<b>1:03.892</b>	18.095	24.986	20.811	118.356	98.543
5	15:44:46.227	<b>1:03.580</b>	18.270	24.506	20.804	115.703	
6	15:45:50.026	<b>1:03.799</b>				<b>123.133</b>	
7	15:46:55.338	<b>1:05.312</b>				119.196	
8	15:47:58.971	<b>1:03.633</b>			21.261		
9	15:49:02.628	<b>1:03.657</b>			21.152	107.890	
10	15:50:08.925	<b>1:06.297</b>	18.687	25.684	21.926	120.265	104.856

Lap	Time of Day	Lap Tm	S1	S2	S3	SFSpd	S1Spd
<b>(964) ANDERSON / HUGHES</b>							
1	15:40:43.773	<b>1:06.766</b>	19.904			44.798	97.399
2	15:41:48.652	<b>1:04.879</b>	18.329			119.196	96.836
3	15:42:52.734	<b>1:04.082</b>	17.633	25.206	21.243	120.265	100.011
4	15:43:56.189	<b>1:03.455</b>	18.035	24.354	21.066	119.196	97.540
5	15:44:59.651	<b>1:03.462</b>	17.713	24.805	20.944	118.985	98.398
6	15:46:03.903	<b>1:04.252</b>	17.604			118.985	100.011
7	15:47:07.579	<b>1:03.676</b>	17.730			118.775	96.558
8	15:48:10.149	<b>1:02.570</b>	18.000	<b>23.753</b>	<b>20.817</b>	118.356	99.566
9	15:49:13.140	<b>1:02.991</b>	17.554	24.227	21.210	118.985	99.272
10	15:50:15.243	<b>1:02.103</b>	<b>17.149</b>			<b>121.133</b>	<b>100.310</b>

Lap	Time of Day	Lap Tm	S1	S2	S3	SFSpd	S1Spd
<b>(22) LITHGOW / BRUNTON</b>							
1	15:40:37.581	<b>1:05.960</b>	20.001	24.786	21.173	78.305	96.005
2	15:41:42.422	<b>1:04.841</b>	18.368	25.037	21.436	109.832	97.399
3	15:42:48.261	<b>1:05.839</b>	18.182	25.521	22.136	112.786	97.257
4	15:43:52.573	<b>1:04.312</b>	17.942	25.046	21.324	113.357	97.117
5	15:44:55.508	<b>1:02.935</b>	18.218	24.094	<b>20.623</b>	108.764	96.419
6	15:45:57.922	<b>1:02.414</b>	18.091	<b>23.511</b>	20.812	113.166	95.595
7	15:47:01.184	<b>1:03.262</b>	17.980	24.339	20.943	113.742	96.558
8	15:48:07.388	<b>1:06.204</b>	17.982	25.847	22.375	<b>113.935</b>	96.697
9	15:49:13.041	<b>1:05.653</b>	18.968	25.214	21.471	95.459	91.802
10	15:50:17.577	<b>1:04.536</b>	<b>17.909</b>	24.316	22.311	111.846	<b>98.398</b>

Lap	Time of Day	Lap Tm	S1	S2	S3	SFSpd	S1Spd
<b>(7) ZAKARAUSKAS / STEPHEN</b>							
1	15:40:36.406	<b>1:05.350</b>	19.859	<b>24.395</b>	<b>21.096</b>	81.938	96.005
2	15:41:41.726	<b>1:05.320</b>	18.405	25.463	21.452	<b>116.912</b>	90.932
3	15:42:47.104	<b>1:05.378</b>	18.158	25.747	21.473	113.935	92.562
4	15:43:53.296	<b>1:06.192</b>	18.414	25.478	22.300	115.305	95.595
5	15:44:58.413	<b>1:05.117</b>	18.420	25.430	21.267	114.910	92.947
6	15:46:03.797	<b>1:05.384</b>	<b>17.954</b>	25.328	22.102	116.103	95.459
7	15:47:09.519	<b>1:05.722</b>	18.431	25.515	21.776	115.703	90.077
8	15:48:15.176	<b>1:05.657</b>	18.249	25.172	22.236	116.304	94.518
9	15:49:19.916	<b>1:04.740</b>	18.192	24.815	21.733	113.935	96.005
10	15:50:24.994	<b>1:05.078</b>	18.171	24.816	22.091	113.935	<b>96.143</b>

(56) McKAY / SZANEL

Clerk of the Course.

Sig : Time :

Chief Timekeeper : Ian Sharp (SMART Timing)

 Results available at [www.smart-timing.co.uk](http://www.smart-timing.co.uk) and [www.speedhive.com](http://www.speedhive.com)

Printed: 28/07/2018 15:57:30

Orbits



## KMSC National Motorcycle Racing AC

Lapchart

Scottish Sidecars

Knockhill 1.267 miles

Race 6 - 1st Race

28/07/2018 14:30

Race (10 Laps) started at 15:39:24

Competitors	Laps											
	0	1	2	3	4	5	6	7	8	9	10	
ROBINSON / GRAVEL (19)	1	19	19	8	8	8	8	8	8	8	8	8
BELL / MAYHEW (8)	2	8	8	19	19	19	19	19	19	19	19	93
KIRKUP / SADLER (93)	3	93	114	93	93	93	93	93	93	93	93	114
AMOS / PRING (114)	4	114	93	114	114	114	114	114	114	114	114	964
ZAKARAUSKAS / STEPHEN (7)	5	7	7	7	7	22	22	22	22	22	22	22
LITHGOW / BRUNTON (22)	6	22	22	22	22	7	7	7	964	964	964	7
MAYHEW / TAYLOR (11)	7	11	11	964	964	964	964	964	7	7	7	
McKAY / SZANEL (56)	8	56	56	11	11	11	11	11	11	11	11	56
ANDERSON / HUGHES (964)	9	964	964	56	56	56	56	56	56	56	11	
-	10											

Clerk of the Course.

Orbits

Sig :                      Time :  
 Chief Timekeeper : Ian Sharp (SMART Timing)  
 Results available at [www.smart-timing.co.uk](http://www.smart-timing.co.uk) and [www.speedhive.com](http://www.speedhive.com)



## KMSC National Motorcycle Racing AC


KMSC Sidecars

Knockhill 1.267 miles

Race 12a - 1st Race

28/07/2018 16:15

Race (8 Laps)



POLE POSITION

<b>2</b>	93 KIRKUP / SADLER
<b>4</b>	964 ANDERSON / HUGHES
<b>6</b>	7 ZAKARAUSKAS / STEPHEN
<b>8</b>	11 MAYHEW / TAYLOR
<b>10</b>	50 BROWNE / SOUTER

<b>1</b>	8 BELL / MAYHEW
<b>3</b>	114 AMOS / PRING
<b>5</b>	22 LITHGOW / BRUNTON
<b>7</b>	56 McKAY / SZANEL
<b>9</b>	19 ROBINSON / GRAVEL

**1**  
**2**  
**3**  
**4**  
**5**

Clerk of the Course.

Sig :                      Time :

Chief Timekeeper : Ian Sharp (SMART Timing)

Results available at [www.smart-timing.co.uk](http://www.smart-timing.co.uk) and [www.speedhive.com](http://www.speedhive.com)

Printed: 28/07/2018 15:56:15

Orbits



# Race Results

## KMSC National Motorcycle Racing AC

Sorted on Laps

Scottish Pre-Injection 600

Knockhill 1.267 miles

Race 7 - 1st Race - Re-Start

28/07/2018 14:50

Race (8 Laps) started at 16:11:59

Pos	No.	Name	Make/Model	CC	Class	Laps	Total Tm	Diff	Best Tm	In Lap	Avg. Speed
1	22	William MASON	Yamaha	R6 600	PI6	8	7:22.143		54.300	3	82.527
2	41	Kieran MURRAY	Yamaha	R6 600	PI6	8	7:30.716	8.573	54.429	4	80.957
3	75	Harry PULLAR	Yamaha	R6 600	PI6	8	7:32.725	10.582	54.633	5	80.598
4	8	Patryk MOTYKA	Yamaha	R6 600	PI6	8	7:34.363	12.220	55.069	6	80.307
5	54	Cameron ROBB	Yamaha	R6 600	PI6	8	7:42.257	20.114	56.246	3	78.936
6	32	John MacDONALD	Yamaha	R1	PI6	8	7:42.316	20.173	56.132	5	78.926
7	60	Dougie BROWN	Yamaha	R6 600	PI6	8	7:46.011	23.868	56.582	4	78.300
8	21	Andy LOCK	Yamaha	R6 600	PI6	8	7:46.238	24.095	56.515	4	78.262
9	70	Simon HARDY	Yamaha	R6 600	PI6	8	7:46.440	24.297	56.305	4	78.228
10	95	Michael MacKINNON	Yamaha	R6 600	PI6	8	7:51.591	29.448	57.060	5	77.374
11	38	Mark LANGLANDS	Yamaha	R6 600	PI6	8	7:56.149	34.006	57.658	3	76.633
12	31	Darren ANDERSON	Kawasaki	ZXR 600	PI6	8	8:21.093	58.950	1:00.456	8	72.818
13	88	Andrew JONES-LOFTING	Honda	CBR600FX	PI6	8	8:23.988	1:01.845	1:01.128	7	72.400
14	23	Paul REID	Honda	CBR600	PI6	8	8:24.589	1:02.446	1:00.606	5	72.314

### Not classified

DNF	93	Lee SEAGER	Yamaha	ZX6R Ninja	PI6	7	6:45.045	DNF	55.988	6	78.825
DNF	117	Scott MILNE	Yamaha	R6	PI6	6	6:33.890	DNF	1:02.024	5	69.478
DNF	92	Andrew CRAIGMILE	Yamaha	R6 600	PI6	5	4:58.534	DNF	57.411	3	76.391
DNF	51	Neil MUNRO	Yamaha	R6 600	PI6	3	3:04.983	DNF	58.687	2	73.970
DNF	15	Jon DICKIE	Yamaha	R6 600	PI6	1	59.614	DNF	54.868	1	76.510
DNS	17	Gary WHITEFORD	Kawasaki	ZX6R	PI6			DNS		0	-
DNS	68	Paul WISHART	Yamaha	R6 600	PI6			DNS		0	-

### Announcements

RED FLAG after Leader completed 1 Lap - Race re-started over 8 Laps.

Margin of Victory	Avg. Speed	Best Lap Tm	Best Speed	Best Lap by
8.573	82.527	54.300	83.998	22 - William MASON

### Clerk of the Course.

Orbits

Sig : Time :

Chief Timekeeper : Ian Sharp (SMART Timing)

 Results available at [www.smart-timing.co.uk](http://www.smart-timing.co.uk) and [www.speedhive.com](http://www.speedhive.com)

Printed: 28/07/2018 16:24:38





## KMSC National Motorcycle Racing AC

Scottish Pre-Injection 600

Knockhill 1.267 miles

Race 7 - 1st Race - Re-Start

28/07/2018 14:50

Race (8 Laps) started at 16:11:59

Lap	Time of Day	Lap Tm	S1	S2	S3	SFSpd	S1Spd	Lap	Time of Day	Lap Tm	S1	S2	S3	SFSpd	S1Spd
<b>(22) William MASON</b>															
1	16:12:59.902	<b>55.632</b>	16.984	20.492	<b>18.156</b>	88.532	111.474	3	16:15:00.187	<b>56.681</b>	16.163	<b>21.552</b>	18.966	129.551	111.474
2	16:13:54.665	<b>54.763</b>	16.208	<b>20.371</b>	18.184	135.571	113.357	4	16:15:56.702	<b>56.515</b>	16.065	21.587	<b>18.863</b>	<b>133.947</b>	110.739
3	16:14:48.965	<b>54.300</b>	15.483	20.417	18.400	<b>136.121</b>	113.935	5	16:16:53.348	<b>56.646</b>	<b>16.040</b>	21.589	19.017	132.362	110.739
4	16:15:43.331	<b>54.366</b>	15.567	20.438	18.361	135.845	<b>114.518</b>	6	16:17:50.185	<b>56.837</b>	16.198	21.572	19.067	131.584	112.033
5	16:16:37.634	<b>54.303</b>	15.523	20.440	18.340	135.845	113.742	7	16:18:47.458	<b>57.273</b>	16.114	21.692	19.467	131.584	<b>112.408</b>
6	16:17:32.120	<b>54.486</b>	15.488	20.541	18.457	134.215	114.323	8	16:19:45.320	<b>57.862</b>	16.646	21.967	19.249	132.886	110.739
7	16:18:26.709	<b>54.589</b>	<b>15.390</b>	20.882	18.317	136.121	114.323	<b>(70) Simon HARDY</b>							
8	16:19:21.225	<b>54.516</b>	15.724	20.501	18.291	134.484	114.323	1	16:13:04.476	<b>59.539</b>	17.628	22.113	19.798	95.323	107.030
<b>(41) Kieran MURRAY</b>															
1	16:12:59.427	<b>55.495</b>	16.461	20.491	18.543	89.239	111.105	2	16:14:01.218	<b>56.742</b>	16.580	21.260	18.902	125.905	<b>111.660</b>
2	16:13:54.718	<b>55.291</b>	15.948	20.820	18.523	133.415	110.922	3	16:14:58.269	<b>57.051</b>	16.339	21.762	18.950	121.572	110.012
3	16:14:49.402	<b>54.684</b>	15.822	20.559	18.303	132.102	<b>112.220</b>	4	16:15:54.574	<b>56.305</b>	<b>16.136</b>	21.296	<b>18.873</b>	127.339	110.193
4	16:15:43.831	<b>54.429</b>	15.888	<b>20.413</b>	<b>18.128</b>	<b>135.025</b>	111.474	5	16:16:51.418	<b>56.844</b>	16.200	21.559	19.085	127.339	108.941
5	16:16:38.486	<b>54.655</b>	15.884	20.465	18.306	133.947	110.556	6	16:17:51.572	<b>57.200</b>	16.157	21.766	19.297	127.824	108.941
6	16:17:33.851	<b>55.365</b>	15.760	20.885	18.720	132.886	110.193	7	16:18:48.029	<b>56.457</b>	16.245	<b>21.203</b>	19.009	127.339	111.660
7	16:18:31.460	<b>57.609</b>	<b>15.738</b>	21.859	20.012	132.886	111.290	8	16:19:45.522	<b>57.493</b>	16.240	22.153	19.100	<b>127.824</b>	101.066
8	16:19:29.798	<b>58.338</b>	16.879	21.486	19.973	88.183	109.653	<b>(95) Michael MacKINNON</b>							
<b>(75) Harry PULLAR</b>															
1	16:13:02.450	<b>58.135</b>	17.428	21.974	18.733	95.188	113.742	1	16:13:06.982	<b>1:01.740</b>	18.651	23.430	19.659	90.077	105.020
2	16:13:58.203	<b>55.753</b>	16.020	21.440	18.293	133.415	114.518	2	16:14:06.547	<b>59.565</b>	17.729	22.180	19.656	<b>131.842</b>	108.941
3	16:14:53.393	<b>55.190</b>	16.108	20.857	<b>18.225</b>	127.581	110.012	3	16:15:04.026	<b>57.479</b>	<b>16.114</b>	21.688	19.677	128.559	<b>110.374</b>
4	16:15:48.140	<b>54.747</b>	15.692	20.800	18.255	131.584	114.323	4	16:16:01.246	<b>57.220</b>	16.157	21.766	19.297	127.824	108.941
5	16:16:42.773	<b>54.633</b>	<b>15.585</b>	<b>20.726</b>	18.322	<b>133.680</b>	112.786	5	16:16:58.306	<b>57.060</b>	16.170	<b>21.567</b>	19.323	126.618	109.474
6	16:17:38.842	<b>56.069</b>	16.934	20.796	18.339	133.680	111.474	6	16:17:56.124	<b>57.818</b>	16.270	21.612	19.936	126.618	108.764
7	16:18:35.692	<b>56.850</b>	16.821	21.398	18.631	129.053	112.597	7	16:18:53.335	<b>57.211</b>	16.413	21.662	<b>19.136</b>	125.201	108.238
8	16:19:31.807	<b>56.115</b>	16.307	21.281	18.527	130.814	<b>115.305</b>	8	16:19:50.673	<b>57.338</b>	16.204	21.733	19.401	130.306	109.118
<b>(8) Patryk MOTYKA</b>															
1	16:13:02.123	<b>58.019</b>	17.156	21.891	18.972	92.435	108.238	<b>(38) Mark LANGLANDS</b>							
2	16:13:58.316	<b>56.193</b>	16.104	21.386	18.703	129.053	<b>111.105</b>	1	16:13:06.832	<b>1:00.981</b>	17.707	23.476	19.798	94.120	<b>109.474</b>
3	16:14:54.784	<b>56.468</b>	16.433	21.440	18.595	129.802	108.941	2	16:14:05.257	<b>58.425</b>	16.913	21.873	19.639	<b>129.053</b>	108.064
4	16:15:50.622	<b>55.838</b>	16.044	21.081	18.713	129.802	110.922	3	16:15:02.915	<b>57.658</b>	<b>16.463</b>	<b>21.628</b>	19.567	128.805	109.118
5	16:16:46.295	<b>55.673</b>	15.794	21.160	18.719	130.560	108.941	4	16:16:01.042	<b>58.127</b>	16.586	21.942	19.599	128.805	108.413
6	16:17:41.364	<b>55.069</b>	<b>15.699</b>	<b>20.931</b>	18.439	130.814	110.556	5	16:16:59.030	<b>57.988</b>	16.956	21.758	<b>19.274</b>	127.581	108.941
7	16:18:37.140	<b>55.776</b>	15.852	21.343	18.581	<b>132.362</b>	110.922	6	16:17:57.279	<b>58.249</b>	16.748	21.967	19.534	126.380	108.941
8	16:19:33.445	<b>56.305</b>	16.118	21.831	<b>18.356</b>	132.102	107.890	7	16:18:56.473	<b>59.194</b>	17.145	22.220	19.829	126.857	107.717
<b>(54) Cameron ROBB</b>															
1	16:13:03.544	<b>59.143</b>	17.587	22.357	19.199	86.590	112.597	8	16:19:55.231	<b>58.758</b>	17.088	22.043	19.627	126.380	108.064
2	16:14:00.825	<b>57.281</b>	16.226			127.581	110.374	<b>(31) Darren ANDERSON</b>							
3	16:14:57.071	<b>56.246</b>	16.255	<b>21.040</b>	18.951	126.380	112.786	1	16:13:10.264	<b>1:04.009</b>	18.963	24.066	20.980	93.335	100.310
4	16:15:53.577	<b>56.506</b>	16.168	21.144	19.194	129.302	111.474	2	16:14:12.595	<b>1:02.331</b>	18.785	23.335	20.211	106.859	102.926
5	16:16:50.682	<b>57.105</b>	<b>16.042</b>	22.322	18.741	<b>133.415</b>	112.408	3	16:15:13.802	<b>1:01.207</b>	17.676	23.172	20.359	111.474	<b>104.692</b>
6	16:17:47.133	<b>56.451</b>	16.100	21.644	18.707	129.802	108.413	4	16:16:15.237	<b>1:01.435</b>	<b>17.617</b>	23.385	20.433	<b>116.103</b>	104.366
7	16:18:44.128	<b>56.995</b>	16.075	21.331	19.589	129.053	<b>114.910</b>	5	16:17:16.853	<b>1:01.616</b>	17.959	23.361	20.296	112.033	101.678
8	16:19:41.339	<b>57.211</b>	16.777	21.789	<b>18.645</b>	128.805	105.515	6	16:18:18.716	<b>1:01.863</b>	18.029	23.598	20.236	109.832	102.611
<b>(32) John MacDONALD</b>															
1	16:13:03.979	<b>59.345</b>	17.868	22.362	19.115	90.077	<b>105.681</b>	7	16:19:19.719	<b>1:01.003</b>	17.848	23.075	20.080	112.033	103.402
2	16:14:00.846	<b>56.867</b>	16.505	21.087	19.275	123.587	103.882	8	16:20:20.175	<b>1:00.456</b>	17.672	<b>22.828</b>	<b>19.956</b>	111.660	103.084
3	16:14:57.657	<b>56.811</b>	16.475	20.939	19.397	122.908	103.561	<b>(88) Andrew JONES-LOFTING</b>							
4	16:15:53.929	<b>56.272</b>	<b>16.130</b>	<b>20.875</b>	19.267	<b>124.044</b>	105.515	1	16:13:08.898	<b>1:02.608</b>	18.449	23.922	20.237	92.308	100.161
5	16:16:50.061	<b>56.132</b>	16.171	21.088	<b>18.873</b>	124.044	104.529	2	16:14:11.875	<b>1:02.977</b>	18.484	23.734	20.759	127.581	105.184
6	16:17:46.726	<b>56.665</b>	16.680	21.089	18.896	123.133	102.768	3	16:15:13.535	<b>1:01.660</b>	17.698	23.536	20.426	<b>129.802</b>	104.043
7	16:18:43.928	<b>57.202</b>	16.540	21.373	19.289	121.133	103.721	4	16:16:15.843	<b>1:02.308</b>	<b>17.405</b>	23.689	21.214	127.098	<b>107.544</b>
8	16:19:41.398	<b>57.470</b>	16.795	21.405	19.270	123.360	103.402	5	16:17:17.892	<b>1:02.049</b>	18.232	23.590	<b>20.227</b>	122.014	101.987
<b>(60) Dougie BROWN</b>															
1	16:13:06.136	<b>1:00.914</b>	17.845	23.247	19.822	99.125	112.408	6	16:18:19.897	<b>1:02.005</b>	17.728	23.574	20.703	128.559	104.692
2	16:14:03.891	<b>57.755</b>	16.900	21.628	19.227	133.947	<b>112.786</b>	7	16:19:21.025	<b>1:01.128</b>	17.491	<b>23.319</b>	20.318	127.339	106.183
3	16:15:00.739	<b>56.848</b>	16.175	21.547	19.126	132.362	111.474	8	16:20:23.070	<b>1:02.045</b>	17.844	23.949	20.252	126.380	102.926
4	16:15:57.321	<b>56.582</b>	<b>16.049</b>	21.489	<b>19.044</b>	134.754	112.408	<b>(23) Paul REID</b>							
5	16:16:53.918	<b>56.597</b>	16.192			133.150	111.474	1	16:13:10.409	<b>1:04.285</b>	18.383			97.399	105.848
6	16:17:50.797	<b>56.879</b>	16.211	21.443	19.225	132.624	112.220	2	16:14:14.694	<b>1:04.285</b>	18.944			104.366	102.768
7	16:18:47.569	<b>56.772</b>	16.126	<b>21.342</b>	19.304	132.362	112.597	3	16:15:16.383	<b>1:01.689</b>	17.325	<b>23.737</b>	<b>20.627</b>	116.912	<b>107.030</b>
8	16:19:45.09														

## KMSC National Motorcycle Racing AC

Scottish Pre-Injection 600

Knockhill 1.267 miles

Race 7 - 1st Race - Re-Start

28/07/2018 14:50

Race (8 Laps) started at 16:11:59

Lap	Time of Day	Lap Tm	S1	S2	S3	SFSpd	S1Spd	Lap	Time of Day	Lap Tm	S1	S2	S3	SFSpd	S1Spd
7	16:18:44.127	56.599	16.111	21.227	19.261	129.302	108.764								
<b>(117) Scott MILNE</b>															
1	16:13:16.296	1:08.055	20.926			40.281	98.111								
2	16:14:20.068	1:03.772	18.769	24.541	20.462	114.518	98.111								
3	16:15:23.512	1:03.444	17.741	24.957	20.746	123.587	102.611								
4	16:16:25.965	1:02.453	17.799			124.968	100.310								
5	16:17:27.989	1:02.024	17.490	24.000	20.534	125.435	101.832								
6	16:18:32.972	1:04.983	18.753	25.461	20.769	118.985	98.111								
<b>(92) Andrew CRAIGMILE</b>															
1	16:13:05.616	1:01.105	18.213	22.837	20.055	87.494	108.238								
2	16:14:03.887	58.271	16.745	21.962	19.564	129.551	109.653								
3	16:15:01.298	57.411	16.371	21.899	19.141	131.326	112.033								
4	16:15:59.804	58.506	16.141	22.840	19.525	132.624	112.033								
5	16:16:57.616	57.812	16.472	21.942	19.398	129.802	110.922								
<b>(51) Neil MUNRO</b>															
1	16:13:06.329	1:00.874	17.604	23.697	19.573	93.205	105.515								
2	16:14:05.016	58.687	17.187	21.762	19.738	126.618	110.374								
3	16:15:04.065	59.049	16.817	22.243	19.989	124.044	102.926								
<b>(15) Jon DICKIE</b>															
1	16:12:58.696	54.868	16.164	20.375	18.329	92.562	114.518								

Clerk of the Course.

Orbits

Sig : Time :

Chief Timekeeper : Ian Sharp (SMART Timing)

 Results available at [www.smart-timing.co.uk](http://www.smart-timing.co.uk) and [www.speedhive.com](http://www.speedhive.com)

Printed: 28/07/2018 16:25:05



## KMSC National Motorcycle Racing AC

## Lapchart

Scottish Pre-Injection 600

Knockhill 1.267 miles

Race 7 - 1st Race - Re-Start

28/07/2018 14:50

Race (8 Laps) started at 16:11:59

Competitors	Laps									
	0	1	2	3	4	5	6	7	8	
Jon DICKIE (15)	1	15	15	22	22	22	22	22	22	22
Kieran MURRAY (41)	2	41	41	41	41	41	41	41	41	41
Patryk MOTYKA (8)	3	8	22	75	75	75	75	75	75	75
William MASON (22)	4	22	8	8	8	8	8	8	8	8
Harry PULLAR (75)	5	75	75	54	54	54	32	32	32	54
Cameron ROBB (54)	6	54	54	32	32	32	54	54	93	32
Andrew CRAIGMILE (92)	7	92	32	70	70	70	70	93	54	60
John MacDONALD (32)	8	32	93	93	93	93	21	21	21	21
Lee SEAGER (93)	9	93	70	21	21	21	21	60	60	70
Andy LOCK (21)	10	21	92	92	60	60	60	70	70	95
Simon HARDY (70)	11	70	21	60	92	92	92	95	95	38
Dougie BROWN (60)	12	60	60	51	38	38	95	38	38	31
Michael MacKINNON (95)	13	95	51	38	95	95	38	31	31	88
Neil MUNRO (51)	14	51	38	95	51	31	31	88	88	23
Mark LANGLANDS (38)	15	38	95	88	88	88	88	23	23	23
Paul REID (23)	16	23	88	31	31	23	23	117		
Darren ANDERSON (31)	17	31	31	23	23	117	117			
Andrew JONES-LOFTING (88)	18	88	23	117	117					
Scott MILNE (117)	19	117	117							
-	20									
-	21									

Clerk of the Course.

Sig : Time :

Chief Timekeeper : Ian Sharp (SMART Timing)

Results available at [www.smart-timing.co.uk](http://www.smart-timing.co.uk) and [www.speedhive.com](http://www.speedhive.com)

Printed: 28/07/2018 16:25:41

Orbits



## KMSC National Motorcycle Racing AC


KMSC Pre-Injection 600

Knockhill 1.267 miles

Race 14 - 1st Race

28/07/2018 16:30

Race (8 Laps)



POLE POSITION

<b>3</b> 75 Harry PULLAR	<b>2</b> 41 Kieran MURRAY	<b>1</b> 22 William MASON	<b>1</b>
<b>6</b> 32 John MacDONALD	<b>5</b> 54 Cameron ROBB	<b>4</b> 8 Patryk MOTYKA	<b>2</b>
<b>9</b> 70 Simon HARDY	<b>8</b> 21 Andy LOCK	<b>7</b> 60 Dougie BROWN	<b>3</b>
<b>12</b> 31 Darren ANDERSON	<b>11</b> 38 Mark LANGLANDS	<b>10</b> 95 Michael MacKINNON	<b>4</b>
<b>15</b> 93 Lee SEAGER	<b>14</b> 23 Paul REID	<b>13</b> 88 Andrew JONES-LOFTING	<b>5</b>
<b>18</b> 51 Neil MUNRO	<b>17</b> 92 Andrew CRAIGMILE	<b>16</b> 117 Scott MILNE	<b>6</b>
<b>21</b> 68 Paul WISHART	<b>20</b> 17 Gary WHITEFORD	<b>19</b> 15 Jon DICKIE	<b>7</b>

Clerk of the Course.

Orbits

Sig : Time :

Chief Timekeeper : Ian Sharp (SMART Timing)

Results available at [www.smart-timing.co.uk](http://www.smart-timing.co.uk) and [www.speedhive.com](http://www.speedhive.com)

Printed: 28/07/2018 16:24:07



# Race Results

## KMSC National Motorcycle Racing AC

Sorted on Laps

KMSC Lightweights

Knockhill 1.267 miles

Race 8 - 1st Race

28/07/2018 15:00

Race (8 Laps) started at 16:25:57

Pos	No.	Name	Make/Model	CC	Class	Laps	Total Tm	Diff	Best Tm	In Lap	Avg. Speed
1	155	Scott CAMPBELL	Kawasaki	ER6 650	SL	8	7:29.954		54.808	8	81.094
2	31	Torquil PATERSON	Suzuki	SV650	SL	8	7:34.647	4.693	55.302	6	80.257
3	34	Kenneth THIRLWALL	Kawasaki	ER6	SL	8	7:37.359	7.405	55.527	6	79.781
4	21	Grant REID	Kawasaki	ER6	SL	8	7:37.732	7.778	55.523	6	79.716
5	88	Lewis NICOL	Suzuki	SV650	SL	8	7:48.037	18.083	56.834	8	77.961
6	13	Andrew BARTON	Kawasaki	ER650	SL	8	7:57.526	27.572	57.596	7	76.412
7	800	Gordon CLARK	Kawasaki	ER6 650	SL	8	7:58.029	28.075	57.904	7	76.332
8	74	Christine WATSON	Kawasaki	ER6	SL	8	8:02.578	32.624	58.660	5	75.612
9	15	Finlay MILNE	Suzuki	SV650	SL	8	8:13.797	43.843	59.542	8	73.894
10	22	Allan BROWN	Suzuki	SV650	SL	8	8:16.159	46.205	58.730	8	73.542
11	7	Raymond DUGUID	Yamaha	TRX850	SL	8	8:17.988	48.034	1:00.685	8	73.272
12	47	Joel BAVIDGE	Suzuki	SV650	SL	8	8:25.681	55.727	1:01.742	5	72.158

### Not classified

DNF	33	Patrick POLLARD	Suzuki	SV650	SL		6.804	DNF		0	-
DNF	84	Paul MAGNAY	Suzuki	SV650	SL		7.446	DNF		0	-
DNS	85	Steven HORNE	Kawasaki	ER6	SL			DNS		0	-
DNS	12	Jimmy MUIR	Yamaha	FZR400	SL			DNS		0	-
DNS	66	Kevin WATRET	Kawasaki	ER6	SL			DNS		0	-
DNS	55	Tom ROBINSON	Aprilia	RSV 450	SL			DNS		0	-

Margin of Victory	Avg. Speed	Best Lap Tm	Best Speed	Best Lap by
4.693	81.094	54.808	83.219	155 - Scott CAMPBELL

Clerk of the Course.

Orbits

Sig : Time :

Chief Timekeeper : Ian Sharp (SMART Timing)

 Results available at [www.smart-timing.co.uk](http://www.smart-timing.co.uk) and [www.speedhive.com](http://www.speedhive.com)

Printed: 28/07/2018 16:38:08





## KMSC National Motorcycle Racing AC

**KMSC Lightweights**
**Knockhill 1.267 miles**
**Race 8 - 1st Race**
**28/07/2018 15:00**
**Race (8 Laps) started at 16:25:57**

Lap	Time of Day	Lap Tm	S1	S2	S3	SFSpd	S1Spd
<b>(155) Scott CAMPBELL</b>							
1	16:26:59.524	<b>56.755</b>	16.956	21.043	18.756	87.837	109.474
2	16:27:55.790	<b>56.266</b>	16.093	21.085	19.088	126.380	108.588
3	16:28:51.630	<b>55.840</b>	16.028	21.132	18.680	126.618	108.941
4	16:29:46.887	<b>55.257</b>	15.952	20.666	18.639	<b>127.581</b>	109.296
5	16:30:42.290	<b>55.403</b>	16.085	20.771	<b>18.547</b>	127.339	108.764
6	16:31:37.577	<b>55.287</b>	15.962	20.705	18.620	127.098	109.118
7	16:32:32.697	<b>55.120</b>	15.935	<b>20.546</b>	18.639	127.098	109.296
8	16:33:27.505	<b>54.808</b>	<b>15.611</b>	20.648	18.549	127.098	<b>109.832</b>

Lap	Time of Day	Lap Tm	S1	S2	S3	SFSpd	S1Spd
<b>(31) Torquil PATERSON</b>							
1	16:26:59.882	<b>57.252</b>	17.057	21.324	18.871	85.925	105.020
2	16:27:56.108	<b>56.226</b>	16.119	20.862	19.245	121.133	<b>106.183</b>
3	16:28:51.978	<b>55.870</b>	16.107	21.065	18.698	122.236	105.020
4	16:29:47.310	<b>55.332</b>	16.087	20.627	<b>18.618</b>	122.908	106.015
5	16:30:42.615	<b>55.305</b>	<b>15.920</b>	20.742	18.643	123.360	105.184
6	16:31:37.917	<b>55.302</b>	16.010	<b>20.597</b>	18.695	<b>123.815</b>	105.848
7	16:32:34.375	<b>56.458</b>	15.968	20.756	19.734	121.792	105.848
8	16:33:32.198	<b>57.823</b>	16.437	21.351	20.035	120.265	104.043

Lap	Time of Day	Lap Tm	S1	S2	S3	SFSpd	S1Spd
<b>(34) Kenneth THIRLWALL</b>							
1	16:27:02.046	<b>58.730</b>	17.401	21.912	19.417	88.183	107.890
2	16:27:58.852	<b>56.806</b>	16.313	21.134	19.359	125.670	106.689
3	16:28:55.099	<b>56.247</b>	15.952	21.263	19.032	125.201	107.030
4	16:29:51.288	<b>56.189</b>	16.132	21.197	18.860	124.968	107.544
5	16:30:47.268	<b>55.980</b>	16.138	20.965	18.877	126.142	106.183
6	16:31:42.795	<b>55.527</b>	15.983	<b>20.858</b>	<b>18.686</b>	124.504	<b>108.064</b>
7	16:32:38.968	<b>56.173</b>	15.935	21.178	19.060	<b>126.380</b>	106.520
8	16:33:34.910	<b>55.942</b>	<b>15.851</b>	21.019	19.072	126.142	105.184

Lap	Time of Day	Lap Tm	S1	S2	S3	SFSpd	S1Spd
<b>(21) Grant REID</b>							
1	16:27:00.432	<b>57.453</b>	17.045			88.416	<b>108.941</b>
2	16:27:58.047	<b>57.615</b>	16.442			127.098	105.349
3	16:28:54.982	<b>56.935</b>	16.290			126.380	106.689
4	16:29:51.191	<b>56.209</b>	16.024			124.504	107.544
5	16:30:47.187	<b>55.996</b>	16.139			125.435	106.859
6	16:31:42.710	<b>55.523</b>	15.927			125.670	107.717
7	16:32:38.859	<b>56.149</b>	<b>15.915</b>			<b>127.824</b>	107.201
8	16:33:35.283	<b>56.424</b>	15.960	<b>21.560</b>	<b>18.904</b>	127.098	105.349

Lap	Time of Day	Lap Tm	S1	S2	S3	SFSpd	S1Spd
<b>(88) Lewis NICOL</b>							
1	16:27:02.199	<b>58.014</b>	17.486	21.938	<b>18.590</b>	92.181	105.020
2	16:28:00.051	<b>57.852</b>	16.818	21.756	19.278	<b>125.435</b>	<b>105.349</b>
3	16:28:58.282	<b>58.231</b>	17.079	21.701	19.451	123.360	102.142
4	16:29:56.428	<b>58.146</b>	16.983	21.918	19.245	122.236	104.529
5	16:30:54.088	<b>57.660</b>	16.619	21.620	19.421	123.815	103.882
6	16:31:51.590	<b>57.502</b>	16.661	21.569	19.272	122.459	102.611
7	16:32:48.754	<b>57.164</b>	16.707	21.356	19.101	123.360	104.204
8	16:33:45.588	<b>56.834</b>	<b>16.586</b>	<b>21.199</b>	19.049	122.908	104.204

Lap	Time of Day	Lap Tm	S1	S2	S3	SFSpd	S1Spd
<b>(13) Andrew BARTON</b>							
1	16:27:07.151	<b>1:02.865</b>	18.716	24.183	19.966	93.076	95.188
2	16:28:05.291	<b>58.140</b>	16.539	22.315	<b>19.286</b>	122.236	105.020
3	16:29:03.781	<b>58.490</b>	17.097	21.900	19.493	123.815	104.856
4	16:30:02.861	<b>59.080</b>	17.146	22.257	19.677	124.504	104.692
5	16:31:01.425	<b>58.564</b>	16.682	22.107	19.775	<b>125.201</b>	<b>105.349</b>
6	16:31:59.575	<b>58.150</b>	16.749	21.946	19.455	120.480	104.366
7	16:32:57.171	<b>57.596</b>	<b>16.370</b>	21.921	19.305	121.792	104.043
8	16:33:55.077	<b>57.906</b>	16.769	<b>21.806</b>	19.331	123.587	104.529

Lap	Time of Day	Lap Tm	S1	S2	S3	SFSpd	S1Spd
<b>(800) Gordon CLARK</b>							
1	16:27:05.443	<b>1:01.254</b>	18.564	22.697	19.993	92.562	104.529
2	16:28:04.412	<b>58.969</b>	16.764			122.014	106.015
3	16:29:03.412	<b>59.000</b>	16.980	22.309	19.711	119.835	106.183
4	16:30:02.601	<b>59.189</b>	17.011			123.815	107.201
5	16:31:01.521	<b>58.920</b>	17.295	22.172	19.453	123.587	105.020
6	16:31:59.723	<b>58.202</b>	16.946			<b>124.968</b>	107.717
7	16:32:57.627	<b>57.904</b>	16.674	<b>22.068</b>	<b>19.162</b>	122.908	106.351
8	16:33:55.580	<b>57.953</b>	<b>16.544</b>			122.236	<b>108.064</b>

Lap	Time of Day	Lap Tm	S1	S2	S3	SFSpd	S1Spd
<b>(74) Christine WATSON</b>							
1	16:27:03.960	<b>1:00.199</b>	17.816	22.521	19.862	91.179	107.030
2	16:28:03.750	<b>59.790</b>	17.194	22.385	20.211	124.735	107.030

Lap	Time of Day	Lap Tm	S1	S2	S3	SFSpd	S1Spd
3	16:29:03.108	<b>59.358</b>	<b>16.729</b>	22.623	20.006	124.044	107.890
4	16:30:02.403	<b>59.295</b>	17.098	22.427	19.770	124.968	108.238
5	16:31:01.063	<b>58.660</b>	16.791	<b>22.116</b>	<b>19.753</b>	125.670	108.413
6	16:32:00.859	<b>59.796</b>	17.741	22.183	19.872	<b>126.142</b>	<b>109.474</b>
7	16:33:00.171	<b>59.312</b>	17.053	22.318	19.941	125.670	107.372
8	16:34:00.129	<b>59.958</b>	17.295	22.568	20.095	125.435	107.030

Lap	Time of Day	Lap Tm	S1	S2	S3	SFSpd	S1Spd
<b>(15) Finlay MILNE</b>							
1	16:27:07.210	<b>1:03.312</b>	18.965	23.625	20.722	88.068	96.836
2	16:28:08.654	<b>1:01.444</b>	17.354	23.007	21.083	116.709	98.543
3	16:29:10.015	<b>1:01.361</b>	17.274	23.565	20.522	116.103	97.540
4	16:30:10.836	<b>1:00.821</b>	17.276	23.107	20.438	116.709	<b>98.979</b>
5	16:31:10.893	<b>1:00.057</b>	17.222	22.588	20.247	<b>118.356</b>	98.111
6	16:32:11.651	<b>1:00.758</b>	17.838	22.739	20.181	116.912	91.427
7	16:33:11.806	<b>1:00.155</b>	17.132	22.576	20.447	116.103	98.398
8	16:34:11.348	<b>59.542</b>	<b>17.118</b>	<b>22.404</b>	<b>20.020</b>	116.103	97.540

Lap	Time of Day	Lap Tm	S1	S2	S3	SFSpd	S1Spd
<b>(22) Allan BROWN</b>							
1	16:27:02.083	<b>58.867</b>	17.344	<b>21.891</b>	<b>19.632</b>	86.368	<b>103.084</b>
2	16:28:16.277	<b>1:14.194</b>	29.383	23.313	21.498	<b>118.985</b>	98.543
3	16:29:17.688	<b>1:01.411</b>	17.216	23.521	20.674	114.323	100.762
4	16:30:17.035	<b>59.347</b>	17.207	22.331	19.809	116.506	100.460
5	16:31:16.836	<b>59.801</b>	17.096	22.534	20.171	118.775	100.011
6	16:32:15.901	<b>59.065</b>	17.042	22.303	19.720	118.147	100.310
7	16:33:14.980	<b>59.079</b>	<b>16.763</b>	22.038	20.278	118.147	101.218
8	16:34:13.710	<b>58.730</b>	17.034	21.932	19.764	117.940	100.611

Lap	Time of Day	Lap Tm	S1	S2	S3	SFSpd	S1Spd
<b>(7) Raymond DUGUID</b>							
1	16:27:05.532	<b>1:02.021</b>	18.520	23.191	<b>20.310</b>	87.153	98.254
2	16:28:07.577	<b>1:02.045</b>	17.836	23.279	20.930	119.621	99.714
3	16:29:09.242	<b>1:01.665</b>	17.564	23.392	20.709	118.147	99.863
4	16:30:10.599	<b>1:01.357</b>	17.721	23.111	20.525	118.985	100.011
5	16:31:12.061	<b>1:01.462</b>	17.578	23.508	20.376	119.835	<b>101.066</b>
6	16:32:13.652	<b>1:01.591</b>	17.495	23.400	20.696	119.621	99.272
7	16:33:14.854	<b>1:01.202</b>	17.507	23.175	20.520	118.985	100.762
8	16:34:15.539	<b>1:00.685</b>	<b>17.366</b>	<b>23.004</b>	20.315	<b>120.915</b>	100.611

Lap	Time of Day	Lap Tm	S1	S2	S3	SFSpd	S1Spd
<b>(47) Joel BAVIDGE</b>							
1	16:27:07.359	<b>1:02.889</b>	18.867			89.120	<b>102.298</b>
2	16:28:09.692	<b>1:02.333</b>	18.170	<b>23.362</b>	<b>20.801</b>	<b>120.915</b>	99.419

**KMSC National Motorcycle Racing AC**

Lapchart

**KMSC Lightweights**

Knockhill 1.267 miles

**Race 8 - 1st Race**

28/07/2018 15:00

**Race (8 Laps) started at 16:25:57**

Competitors	Laps									
	0	1	2	3	4	5	6	7	8	
Torquil PATERSON (31)	1	31	155	155	155	155	155	155	155	155
Scott CAMPBELL (155)	2	155	31	31	31	31	31	31	31	31
Grant REID (21)	3	21	21	21	21	21	21	21	21	34
Allan BROWN (22)	4	22	34	34	34	34	34	34	34	21
Kenneth THIRLWALL (34)	5	34	22	88	88	88	88	88	88	88
Raymond DUGUID (7)	6	7	88	74	74	74	74	13	13	13
Christine WATSON (74)	7	74	74	800	800	800	13	800	800	800
Finlay MILNE (15)	8	15	800	13	13	13	800	74	74	74
Lewis NICOL (88)	9	88	7	7	7	7	15	15	15	15
Gordon CLARK (800)	10	800	13	15	15	15	7	7	7	22
Andrew BARTON (13)	11	13	15	47	47	47	47	22	22	7
Patrick POLLARD (33)	12	33	47	22	22	22	22	47	47	47
Joel BAVIDGE (47)	13	47								
Paul MAGNAY (84)	14	84								
-	15									
-	16									
-	17									
-	18									

Clerk of the Course.

Sig : Time :

Chief Timekeeper : Ian Sharp (SMART Timing)

Results available at [www.smart-timing.co.uk](http://www.smart-timing.co.uk) and [www.speedhive.com](http://www.speedhive.com)

Printed: 28/07/2018 16:39:13

Orbits



## KMSC National Motorcycle Racing AC


KMSC Lightweights

Knockhill 1.267 miles

Race 15 - 2nd Race

29/07/2018 10:15

Race (10 Laps)



POLE POSITION

<b>3</b> 34 Kenneth THIRLWALL	<b>2</b> 31 Torquil PATERSON	<b>1</b> 155 Scott CAMPBELL	<b>1</b>
<b>6</b> 13 Andrew BARTON	<b>5</b> 88 Lewis NICOL	<b>4</b> 21 Grant REID	<b>2</b>
<b>9</b> 15 Finlay MILNE	<b>8</b> 74 Christine WATSON	<b>7</b> 800 Gordon CLARK	<b>3</b>
<b>12</b> 47 Joel BAVIDGE	<b>11</b> 7 Raymond DUGUID	<b>10</b> 22 Allan BROWN	<b>4</b>
<b>15</b> 85 Steven HORNE	<b>14</b> 84 Paul MAGNAY	<b>13</b> 33 Patrick POLLARD	<b>5</b>
<b>18</b> 55 Tom ROBINSON	<b>17</b> 66 Kevin WATRET	<b>16</b> 12 Jimmy MUIR	<b>6</b>

Clerk of the Course.

Orbits

Sig : Time :

Chief Timekeeper : Ian Sharp (SMART Timing)

Results available at [www.smart-timing.co.uk](http://www.smart-timing.co.uk) and [www.speedhive.com](http://www.speedhive.com)

Printed: 28/07/2018 16:36:01



# Race Results

## KMSC National Motorcycle Racing AC

Sorted on Laps

KMSC 125's and KMSC F400's

Knockhill 1.267 miles

Race 9 - 2nd Race

28/07/2018 15:15

Race (8 Laps) started at 16:41:35

Pos	No.	Name	Make/Model	CC	Class	Laps	Total Tm	Diff	Best Tm	In Lap	Avg. Speed
1	58	James McLAREN			F400	8	8:14.092		1:00.443	3	73.850
2	22	Ross MAGUIRE	Aprilia	RS125	F125	8	8:31.915	17.823	1:01.995	7	71.279
3	117	Lianne MAYHEW	Kawasaki	ER6	F400	8	8:44.221	30.129	1:03.912	8	69.606
4	118	Rod WALKER	Kawasaki	ZXR400	F400	8	8:49.460	35.368	1:04.186	8	68.917
5	99	Marc GIBSON	Kawasaki	ZXR400	F400	8	8:49.537	35.445	1:04.070	5	68.907
6	122	Logan TURNER	Aprilia	RS125	F125	8	8:50.584	36.492	1:03.900	5	68.771
7	55	Owen PATERSON	Aprilia	RS125	F125	8	8:52.778	38.686	1:05.101	5	68.488
8	12	Jimmy MUIR	Aprilia	RS125	F125	8	9:01.340	47.248	1:05.942	3	67.404
9	84	Samual LAIDLOW	Aprilia	RS125	F125	8	9:08.223	54.131	1:06.558	2	66.558
10	27	Jordan HAY	Aprilia	RS125	F125	8	9:22.576	1:08.484	1:09.060	2	64.860
11	590	Ian AITKEN	Suzuki	GSXR 400	F400	7	8:23.063	1 Lap	1:09.935	7	63.466
12	19	Fletcher McINALLY	Aprilia	RS125	F125	7	9:04.749	1 Lap	1:15.470	5	58.610
Not classified (75% = 6 Laps)											
	33	Declan CONNELL	Aprilia	RS125	F125	5	8:47.750	3 Laps	1:05.260	5	43.213
DNF	16	Mia KELLAS	Aprilia	RS125	F125	3	3:47.008	DNF	1:11.859	2	60.277
DNS	69	Mark BOWRAN	Kawasaki	ZXR400	F400			DNS		0	-

Margin of Victory	Avg. Speed	Best Lap Tm	Best Speed	Best Lap by
17.823	73.850	1:00.443	75.461	58 - James McLAREN

Clerk of the Course.

Orbits

Sig : Time :

Chief Timekeeper : Ian Sharp (SMART Timing)

 Results available at [www.smart-timing.co.uk](http://www.smart-timing.co.uk) and [www.speedhive.com](http://www.speedhive.com)

Printed: 28/07/2018 16:54:06



## KMSC National Motorcycle Racing AC

KMSC 125's and KMSC F400's

Knockhill 1.267 miles

Race 9 - 2nd Race

28/07/2018 15:15

Race (8 Laps) started at 16:41:35

Lap	Time of Day	Lap Tm	S1	S2	S3	SFSpd	S1Spd
<b>(58) James McLAREN</b>							
1	16:42:42.787	<b>1:01.859</b>	18.533	22.838	20.488	73.745	93.465
2	16:43:43.764	<b>1:00.977</b>	17.515	22.806	20.656	<b>116.304</b>	93.988
3	16:44:44.207	<b>1:00.443</b>	17.439	22.655	<b>20.349</b>	113.742	94.785
4	16:45:44.856	<b>1:00.649</b>	<b>17.377</b>	22.796	20.476	114.910	93.335
5	16:46:46.636	<b>1:01.780</b>	17.656	23.566	20.558	114.323	93.595
6	16:47:47.226	<b>1:00.590</b>	17.686	22.498	20.406	114.518	94.518
7	16:48:47.707	<b>1:00.481</b>	17.528	<b>22.460</b>	20.493	114.910	94.518
8	16:49:49.270	<b>1:01.563</b>	17.475	22.850	21.238	114.714	<b>95.053</b>

Lap	Time of Day	Lap Tm	S1	S2	S3	SFSpd	S1Spd
<b>(22) Ross MAGUIRE</b>							
1	16:42:47.571	<b>1:05.776</b>	19.920	24.155	21.701	70.640	<b>84.625</b>
2	16:43:51.778	<b>1:04.207</b>	18.560	23.863	21.784	<b>99.863</b>	83.989
3	16:44:54.219	<b>1:02.441</b>	18.384	23.102	<b>20.955</b>	98.833	83.363
4	16:45:57.424	<b>1:03.205</b>	18.398	23.322	21.485	98.398	82.645
5	16:46:59.808	<b>1:02.384</b>	18.219	22.950	21.215	97.540	83.571
6	16:48:02.904	<b>1:03.096</b>	<b>18.124</b>	23.455	21.517	98.111	83.989
7	16:49:04.899	<b>1:01.995</b>	18.124	22.812	21.059	97.257	83.885
8	16:50:07.093	<b>1:02.194</b>	18.176	<b>22.777</b>	21.241	97.540	83.885

Lap	Time of Day	Lap Tm	S1	S2	S3	SFSpd	S1Spd
<b>(117) Lianne MAYHEW</b>							
1	16:42:46.803	<b>1:05.483</b>	19.316	24.662	<b>21.505</b>	76.345	94.385
2	16:43:51.971	<b>1:05.168</b>	18.610	24.437	22.121	<b>111.105</b>	94.252
3	16:44:57.501	<b>1:05.530</b>	18.665	24.599	22.266	102.298	93.465
4	16:46:02.243	<b>1:04.742</b>	18.408	24.505	21.829	109.296	93.857
5	16:47:06.630	<b>1:04.387</b>	18.169	24.419	21.799	107.890	<b>95.595</b>
6	16:48:11.249	<b>1:04.619</b>	18.057	24.637	21.925	105.681	94.651
7	16:49:15.487	<b>1:04.238</b>	<b>17.998</b>	<b>24.039</b>	22.201	105.020	95.053
8	16:50:19.399	<b>1:03.912</b>	18.059	24.071	21.782	104.366	94.919

Lap	Time of Day	Lap Tm	S1	S2	S3	SFSpd	S1Spd
<b>(118) Rod WALKER</b>							
1	16:42:48.545	<b>1:06.371</b>	19.466	24.806	22.099	75.828	92.690
2	16:43:54.760	<b>1:06.215</b>	19.116	24.807	22.292	109.653	91.802
3	16:44:59.184	<b>1:04.424</b>	18.341	24.206	<b>21.877</b>	110.374	91.928
4	16:46:04.958	<b>1:05.774</b>	19.242	24.630	21.902	110.374	90.932
5	16:47:09.188	<b>1:04.230</b>	<b>18.232</b>	24.100	21.898	110.374	<b>93.335</b>
6	16:48:15.077	<b>1:05.889</b>	18.808	24.975	22.106	108.764	91.303
7	16:49:20.452	<b>1:05.375</b>	18.695	24.529	22.151	110.556	92.181
8	16:50:24.638	<b>1:04.186</b>	18.511	<b>23.776</b>	21.899	<b>111.105</b>	92.308

Lap	Time of Day	Lap Tm	S1	S2	S3	SFSpd	S1Spd
<b>(99) Marc GIBSON</b>							
1	16:42:50.801	<b>1:08.548</b>	20.776	25.754	22.018	69.758	89.477
2	16:43:55.223	<b>1:04.422</b>	18.764	24.264	21.394	105.349	<b>92.562</b>
3	16:45:00.484	<b>1:05.261</b>	19.632	24.602	<b>21.027</b>	109.832	87.722
4	16:46:05.195	<b>1:04.711</b>	18.936	24.335	21.440	109.296	92.054
5	16:47:09.265	<b>1:04.070</b>	<b>18.462</b>	24.062	21.546	108.413	92.181
6	16:48:15.297	<b>1:06.032</b>	19.099	24.818	22.115	109.118	87.952
7	16:49:20.598	<b>1:05.301</b>	18.637	24.545	22.119	108.064	92.308
8	16:50:24.715	<b>1:04.117</b>	18.694	<b>23.622</b>	21.801	<b>110.556</b>	92.054

Lap	Time of Day	Lap Tm	S1	S2	S3	SFSpd	S1Spd
<b>(122) Logan TURNER</b>							
1	16:42:49.665	<b>1:07.415</b>	20.559			70.123	80.465
2	16:43:54.460	<b>1:04.795</b>	19.056			95.188	<b>81.244</b>
3	16:45:00.115	<b>1:05.655</b>	19.779			95.188	78.857
4	16:46:06.809	<b>1:06.694</b>	19.302			94.120	
5	16:47:10.709	<b>1:03.900</b>	18.907			<b>95.459</b>	80.755
6	16:48:15.418	<b>1:04.709</b>	<b>18.789</b>			94.919	80.950
7	16:49:21.096	<b>1:05.678</b>	19.540			93.205	80.755
8	16:50:25.762	<b>1:04.666</b>	19.231			95.188	80.853

Lap	Time of Day	Lap Tm	S1	S2	S3	SFSpd	S1Spd
<b>(55) Owen PATERSON</b>							
1	16:42:50.116	<b>1:08.236</b>	19.777	<b>25.246</b>	<b>23.213</b>	72.236	81.639
2	16:43:55.635	<b>1:05.519</b>	18.762			95.595	<b>82.849</b>
3	16:45:00.960	<b>1:05.325</b>	18.924			<b>96.558</b>	82.240
4	16:46:06.449	<b>1:05.489</b>	18.891			95.595	82.039
5	16:47:11.550	<b>1:05.101</b>	18.857			94.385	81.639
6	16:48:16.827	<b>1:05.277</b>	<b>18.529</b>			94.252	81.048
7	16:49:22.789	<b>1:05.962</b>	18.857			93.205	81.343
8	16:50:27.956	<b>1:05.167</b>	18.893			92.435	81.343

Lap	Time of Day	Lap Tm	S1	S2	S3	SFSpd	S1Spd
<b>(12) Jimmy MUIR</b>							
1	16:42:50.316	<b>1:08.446</b>	20.389	24.970	23.087	73.826	<b>83.467</b>
2	16:43:56.392	<b>1:06.076</b>	19.504	24.803	<b>21.769</b>	<b>99.272</b>	79.136

Lap	Time of Day	Lap Tm	S1	S2	S3	SFSpd	S1Spd
3	16:45:02.334	<b>1:05.942</b>	<b>19.219</b>	<b>24.464</b>	22.259	98.543	83.054
4	16:46:08.524	<b>1:06.190</b>	19.435	24.851	21.904	94.120	81.244
5	16:47:14.818	<b>1:06.294</b>	19.390	24.786	22.118	96.143	82.341
6	16:48:21.623	<b>1:06.805</b>	19.282	25.386	22.137	96.836	82.240
7	16:49:28.647	<b>1:07.024</b>	19.678	25.086	22.260	94.518	82.747
8	16:50:36.518	<b>1:07.871</b>	19.720	25.545	22.606	94.252	83.054

Lap	Time of Day	Lap Tm	S1	S2	S3	SFSpd	S1Spd
<b>(84) Samuel LAIDLAW</b>							
1	16:42:51.914	<b>1:09.614</b>	21.046	25.772	22.796	69.686	78.857
2	16:43:58.472	<b>1:06.558</b>	19.604	<b>24.563</b>	<b>22.391</b>	94.252	<b>81.343</b>
3	16:45:05.335	<b>1:06.863</b>	<b>19.513</b>	24.785	22.565	<b>95.188</b>	78.857
4	16:46:12.526	<b>1:07.191</b>	19.664	24.928	22.599	92.435	78.580
5	16:47:19.518	<b>1:06.992</b>	19.738	24.664	22.590	93.465	79.136
6	16:48:27.188	<b>1:07.670</b>	19.923	25.082	22.665	93.335	78.214
7	16:49:34.834	<b>1:07.646</b>	19.679	25.145	22.822	91.552	79.136
8	16:50:43.401	<b>1:08.567</b>	20.227	25.381	22.959	90.932	79.043

Lap	Time of Day	Lap Tm	S1	S2	S3	SFSpd	S1Spd
<b>(27) Jordan HAY</b>							
1	16:42:52.869	<b>1:10.113</b>	21.614	25.717	<b>22.782</b>	70.196	<b>79.795</b>
2	16:44:01.929	<b>1:09.060</b>	<b>20.570</b>	25.593	22.897	<b>93.857</b>	79.043
3	16:45:11.241	<b>1:09.312</b>	20.912	25.573	22.827	93.465	77.941
4	16:46:20.815	<b>1:09.574</b>	21.068	25.639	22.867	92.181	76.870
5	16:47:30.133	<b>1:09.318</b>	20.636	25.410	23.272	92.054	77.671
6	16:48:39.251	<b>1:09.118</b>	20.709	25.410	22.999	90.442	76.782
7	16:49:48.560	<b>1:09.309</b>	20.756	25.424	23.129	91.055	78.305
8	16:50:57.754	<b>1:09.194</b>	20.764	<b>25.232</b>	23.198	90.320	78.123

Lap	Time of Day	Lap Tm	S1	S2	S3	SFSpd	S1Spd
<b>(590) Ian AITKEN</b>							
1	16:42:56.075	<b>1:13.124</b>	21.929	27.120	24.075	72.627	83.571
2	16:44:06.464	<b>1:10.389</b>	20.618	26.449	<b>23.322</b>	96.976	<b>84.306</b>
3	16:45:16.924	<b>1:10.460</b>	20.321	26.399	23.740	<b>98.254</b>	83.054
4	16:46:28.015	<b>1:11.091</b>	20.687	26.438	23.966	95.459	81.938
5	16:47:38.224	<b>1:10.209</b>	20.322	26.462	23.425	93.988	82.645
6	16:48:48.306	<b>1:10.882</b>	20.318	26.057	23.707	98.254	82.645
7	16:49:58.241	<b>1:09.935</b>	<b>20.181</b>	<b>25.970</b>	23.784	94.651	84.095

Lap	Time of Day	Lap Tm	S1	S2	S3	SFSpd	S1Spd
<b>(19) Fletcher McINALLY</b>							
1	16:43:01.835	<b>1:16.706</b>	22.043	28.620	26.043	72.081	78.672
2	16:44:18.839	<b>1:17.004</b>	22.132	28.551	26.321	<b>92.690</b>	74.897
3	16:45:36.190	<b>1:17.351</b>	22.243	28.859	26.249	90.686	77.851
4	16:46:51.689	<b>1:15.499</b>	22.248	2			



**KMSC National Motorcycle Racing AC****Lapchart**

KMSC 125's and KMSC F400's

Knockhill 1.267 miles

Race 9 - 2nd Race

28/07/2018 15:15

Race (8 Laps) started at 16:41:35

Competitors	Laps									
	0	1	2	3	4	5	6	7	8	
James McLAREN (58)	1	58	58	58	58	58	58	58	58	58
Lianne MAYHEW (117)	2	117	117	22	22	22	22	22	22	22
Ross MAGUIRE (22)	3	22	22	117	117	117	117	117	117	117
Jimmy MUIR (12)	4	12	118	122	118	118	118	118	118	118
Owen PATERSON (55)	5	55	122	118	122	99	99	99	99	99
Rod WALKER (118)	6	118	55	99	99	55	122	122	122	122
Logan TURNER (122)	7	122	12	55	55	122	55	55	55	55
Marc GIBSON (99)	8	99	99	12	12	12	12	12	12	12
Samual LAIDLAW (84)	9	84	84	84	84	84	84	84	84	84
Declan CONNELL (33)	10	33	27	27	27	27	27	27	27	27
Jordan HAY (27)	11	27	590	590	590	590	590	590	590	590
Ian AITKEN (590)	12	590	33	16	16	19	19	19	19	19
Mia KELLAS (16)	13	16	16	19	19	33	33			
Fletcher McINALLY (19)	14	19	19	33	33					
-	15									

Clerk of the Course.

Sig : Time :

Chief Timekeeper : Ian Sharp (SMART Timing)

Results available at [www.smart-timing.co.uk](http://www.smart-timing.co.uk) and [www.speedhive.com](http://www.speedhive.com)

Printed: 28/07/2018 16:55:00

Orbits



## KMSC National Motorcycle Racing AC


KMSC 125's and KMSC F400's

Knockhill 1.267 miles

Race 16 - 3rd Race

29/07/2018 10:30

Race (10 Laps)



POLE POSITION

<b>3</b> 117 Lianne MAYHEW	<b>2</b> 22 Ross MAGUIRE	<b>1</b> 58 James McLAREN	<b>1</b>
<b>6</b> 122 Logan TURNER	<b>5</b> 99 Marc GIBSON	<b>4</b> 118 Rod WALKER	<b>2</b>
<b>9</b> 84 Samuel LAIDLOW	<b>8</b> 12 Jimmy MUIR	<b>7</b> 55 Owen PATERSON	<b>3</b>
<b>12</b> 19 Fletcher McINALLY	<b>11</b> 590 Ian AITKEN	<b>10</b> 27 Jordan HAY	<b>4</b>
<b>15</b> 69 Mark BOWRAN	<b>14</b> 16 Mia KELLAS	<b>13</b> 33 Declan CONNELL	<b>5</b>

Clerk of the Course.

Sig :                      Time :

Chief Timekeeper : Ian Sharp (SMART Timing)

Results available at [www.smart-timing.co.uk](http://www.smart-timing.co.uk) and [www.speedhive.com](http://www.speedhive.com)

Printed: 28/07/2018 16:53:19

Orbits



# Race Results

## KMSC National Motorcycle Racing AC

Sorted on Laps

KMSC CB500's

Knockhill 1.267 miles

Race 10 - 1st Race

28/07/2018 15:30

Race (8 Laps) started at 16:56:12

Pos	No.	Name	Make/Model	CC	Class	Laps	Total Tm	Diff	Best Tm	In Lap	Avg. Speed
1	87	Jodie CHALK	Honda	CB500	CB	8	8:12.296		1:00.251	5	74.120
2	144	Keith SHEPHERD	Honda	CB500	CB	8	8:13.877	1.581	1:00.464	5	73.882
3	48	Allan BROOKBANKS	Honda	CB500	CB	8	8:22.447	10.151	1:01.196	2	72.622
4	111	Jimmy SHANKS	Honda	CB500	CB	8	8:25.392	13.096	1:01.886	8	72.199
5	23	Ross McCLEARY	Honda	CB500	CB	8	8:25.879	13.583	1:02.014	8	72.129
6	13	Andrew BARTON	Honda	CB500	CB	8	8:30.262	17.966	1:01.567	7	71.510
7	26	Raymond REID	Honda	CB500	CB	8	8:31.967	19.671	1:01.739	8	71.272
8	114	Martin CURRAH	Honda	CB500	CB	8	8:33.161	20.865	1:02.631	5	71.106
9	7	Colvin DENHOLM	Honda	CB500	CB	8	8:33.355	21.059	1:02.389	5	71.079
10	47	Steve KAIN	Honda	CB500	CB	8	8:43.267	30.971	1:02.410	6	69.733
11	35	Daryn PETERS	Honda	CB500	CB	8	8:43.619	31.323	1:03.360	8	69.686
12	50	Shane GODDEN	Honda	CB500	CB	8	8:50.032	37.736	1:04.547	7	68.843
13	91	Brian ALEXANDER	Honda	CB500	CB	8	8:57.286	44.990	1:05.280	4	67.913
14	96	Andrew KIRKWOOD	Honda	CB500	CB	8	8:59.031	46.735	1:05.990	4	67.693
15	73	Fraser CAMERON	Honda	CB500	CB	8	9:05.163	52.867	1:05.421	7	66.932
16	55	Allan McCLEARY	Honda	CB500	CB	8	9:06.930	54.634	1:06.803	7	66.716
17	39	Scott YOUNG	Honda	CB500	CB	8	9:07.222	54.926	1:05.685	7	66.680
18	222	Colin READ	Honda	CB500	CB	8	9:07.404	55.108	1:06.120	7	66.658
19	333	Peter DOLAN	Honda	CB500	CB	8	9:11.559	59.263	1:06.128	8	66.156
20	666	David MAGRATH	Honda	CB500	CB	8	9:16.761	1:04.465	1:07.600	2	65.538
21	57	Chris MANGHAN	Honda	CB500	CB	8	9:16.926	1:04.630	1:07.471	7	65.518
22	58	Ross ALLAN	Honda	CB500	CB	7	8:24.236	1 Lap	1:06.970	2	63.319

Margin of Victory	Avg. Speed	Best Lap Tm	Best Speed	Best Lap by
1.581	74.120	1:00.251	75.702	87 - Jodie CHALK

Clerk of the Course.

Orbits

Sig : Time :

Chief Timekeeper : Ian Sharp (SMART Timing)

 Results available at [www.smart-timing.co.uk](http://www.smart-timing.co.uk) and [www.speedhive.com](http://www.speedhive.com)

Printed: 28/07/2018 17:08:29



## KMSC National Motorcycle Racing AC

KMSC CB500's

Knockhill 1.267 miles

Race 10 - 1st Race

28/07/2018 15:30

Race (8 Laps) started at 16:56:12

Lap	Time of Day	Lap Tm	S1	S2	S3	SFSpd	S1Spd	Lap	Time of Day	Lap Tm	S1	S2	S3	SFSpd	S1Spd
<b>(87) Jodie CHALK</b>															
1	16:57:19.709	<b>1:02.046</b>	18.749	22.637	20.660	74.813	91.677	3	16:59:29.503	<b>1:03.473</b>	18.793	23.302	21.378	103.721	87.952
2	16:58:20.310	<b>1:00.601</b>	17.646	22.400	20.555	105.020	91.427	4	17:00:33.122	<b>1:03.619</b>	18.484	23.988	21.147	103.402	89.120
3	16:59:20.806	<b>1:00.496</b>	17.514	22.464	20.518	105.184	<b>92.054</b>	5	17:01:35.753	<b>1:02.631</b>	17.960	23.461	21.210	105.184	89.957
4	17:00:21.239	<b>1:00.433</b>	17.541	22.315	20.577	105.515	90.932	6	17:02:38.715	<b>1:02.962</b>	18.215	23.789	<b>20.958</b>	104.692	90.809
5	17:01:21.490	<b>1:00.251</b>	<b>17.432</b>	<b>22.263</b>	20.556	106.351	90.932	7	17:03:41.967	<b>1:03.252</b>	18.504	23.743	21.005	105.848	88.649
6	17:02:22.349	<b>1:00.859</b>	17.565	22.735	20.559	105.848	90.809	8	17:04:45.416	<b>1:03.449</b>	<b>17.849</b>	23.896	21.704	<b>106.520</b>	90.809
7	17:03:23.783	<b>1:01.434</b>	17.633	23.132	20.669	106.015	91.055	<b>(7) Colvin DENHOLM</b>							
8	17:04:24.551	<b>1:00.768</b>	17.649	22.627	<b>20.492</b>	<b>106.689</b>	90.932	1	16:57:24.842	<b>1:05.922</b>	20.671	23.934	21.317	76.694	89.358
<b>(144) Keith SHEPHERD</b>															
1	16:57:20.246	<b>1:02.167</b>	18.868	22.450	20.849	76.259	<b>92.054</b>	2	16:58:28.493	<b>1:03.651</b>	18.446	23.337	21.868	102.926	88.416
2	16:58:20.879	<b>1:00.633</b>	17.641	22.337	20.655	104.366	91.677	3	16:59:32.196	<b>1:03.703</b>	18.777	23.711	21.215	101.832	88.767
3	16:59:21.588	<b>1:00.709</b>	17.589	<b>22.267</b>	20.853	104.529	91.928	4	17:00:35.111	<b>1:02.915</b>	18.687	23.224	21.004	101.524	88.299
4	17:00:22.239	<b>1:00.651</b>	17.573	22.317	20.761	104.204	90.686	5	17:01:37.500	<b>1:02.389</b>	18.448	23.139	<b>20.802</b>	102.298	87.608
5	17:01:22.703	<b>1:00.464</b>	<b>17.498</b>	22.322	<b>20.644</b>	<b>105.020</b>	89.120	6	17:02:39.940	<b>1:02.440</b>	18.210	23.110	21.120	103.242	89.477
6	17:02:23.325	<b>1:00.622</b>	17.502	22.351	20.769	104.692	90.077	7	17:03:42.746	<b>1:02.806</b>	18.134	23.648	21.024	103.561	<b>89.836</b>
7	17:03:24.916	<b>1:01.591</b>	17.546	23.217	20.828	104.692	90.686	8	17:04:45.610	<b>1:02.864</b>	<b>18.062</b>	<b>23.087</b>	21.715	<b>105.681</b>	89.120
8	17:04:26.132	<b>1:01.216</b>	17.731	22.633	20.852	105.020	89.596	<b>(47) Steve KAIN</b>							
<b>(48) Allan BROOKBANKS</b>															
1	16:57:20.780	<b>1:02.621</b>	18.972	22.748	20.901	72.004	91.303	1	16:57:32.183	<b>1:09.575</b>	21.147			39.921	89.836
2	16:58:21.976	<b>1:01.196</b>	<b>17.622</b>	<b>22.575</b>	20.999	<b>106.520</b>	<b>92.435</b>	2	16:58:36.630	<b>1:04.447</b>	18.035	24.583	21.829	104.692	91.427
3	16:59:23.668	<b>1:01.692</b>	17.774	22.853	21.065	106.351	91.303	3	16:59:40.397	<b>1:03.767</b>	17.936	24.106	21.725	105.515	91.677
4	17:00:25.804	<b>1:02.136</b>	17.755	23.232	21.149	105.184	90.320	4	17:00:43.515	<b>1:02.998</b>	18.003	23.787	21.208	107.030	90.809
5	17:01:27.946	<b>1:02.142</b>	17.841	23.133	21.168	106.183	90.320	5	17:01:46.515	<b>1:03.120</b>	18.224	23.783	21.113	106.689	89.957
6	17:02:30.313	<b>1:02.367</b>	17.717	23.344	21.306	105.848	90.198	6	17:02:48.925	<b>1:02.410</b>	<b>17.730</b>	<b>23.655</b>	<b>21.025</b>	105.515	<b>91.928</b>
7	17:03:32.389	<b>1:02.076</b>	18.039	23.264	<b>20.773</b>	106.183	90.564	7	17:03:52.449	<b>1:03.524</b>	17.888			107.030	91.677
8	17:04:34.702	<b>1:02.313</b>	17.776	23.333	21.204	105.848	90.442	8	17:04:55.522	<b>1:03.073</b>	17.870	23.868	21.335	<b>108.941</b>	90.932
<b>(111) Jimmy SHANKS</b>															
1	16:57:22.649	<b>1:04.215</b>	19.471	23.861	20.883	74.647	89.239	<b>(35) Daryn PETERS</b>							
2	16:58:24.854	<b>1:02.205</b>	18.490	<b>22.988</b>	20.727	103.561	89.239	1	16:57:24.297	<b>1:05.273</b>	19.980	23.885	21.408	77.047	89.358
3	16:59:27.171	<b>1:02.317</b>	18.192	23.105	21.020	103.561	<b>89.716</b>	2	16:58:28.070	<b>1:03.773</b>	18.588	<b>23.472</b>	21.713	103.084	<b>90.198</b>
4	17:00:29.417	<b>1:02.246</b>	18.319	23.116	20.811	103.084	89.477	3	16:59:33.159	<b>1:05.089</b>	19.104	24.225	21.760	103.084	88.299
5	17:01:31.726	<b>1:02.309</b>	18.257	23.411	20.641	<b>105.184</b>	88.183	4	17:00:37.623	<b>1:04.464</b>	18.878	23.896	21.690	101.524	87.266
6	17:02:33.729	<b>1:02.003</b>	18.201	23.169	20.633	104.529	89.596	5	17:01:42.711	<b>1:05.088</b>	19.009	24.162	21.917	102.454	87.380
7	17:03:35.761	<b>1:02.032</b>	18.418	23.012	<b>20.602</b>	105.184	89.716	6	17:02:47.609	<b>1:04.898</b>	18.990	24.226	21.682	101.371	86.927
8	17:04:37.647	<b>1:01.886</b>	<b>18.145</b>	23.004	20.737	104.856	88.767	7	17:03:52.514	<b>1:04.905</b>	18.770	24.383	21.752	<b>103.721</b>	87.952
<b>(23) Ross McCLEARY</b>															
1	16:57:22.358	<b>1:04.008</b>	19.520	23.568	20.920	75.742	<b>89.358</b>	8	17:04:55.874	<b>1:03.360</b>	<b>18.548</b>	23.529	<b>21.283</b>	99.863	88.299
2	16:58:24.491	<b>1:02.133</b>	18.202	23.113	20.818	<b>103.242</b>	89.002	<b>(50) Shane GODDEN</b>							
3	16:59:26.828	<b>1:02.337</b>	18.092	23.206	21.039	102.926	88.767	1	16:57:27.493	<b>1:07.942</b>	20.891	24.839	22.212	79.043	<b>88.416</b>
4	17:00:29.165	<b>1:02.337</b>	18.104	23.190	21.043	101.832	88.416	2	16:58:32.234	<b>1:04.741</b>	18.576	24.236	21.929	102.142	88.068
5	17:01:31.418	<b>1:02.253</b>	18.194	23.289	<b>20.770</b>	102.926	88.068	3	16:59:37.499	<b>1:05.265</b>	18.864	24.537	21.864	100.460	87.153
6	17:02:33.534	<b>1:02.116</b>	<b>18.024</b>	23.223	20.869	102.926	88.649	4	17:00:42.859	<b>1:05.360</b>	18.973	24.695	21.692	101.678	86.368
7	17:03:36.120	<b>1:02.586</b>	18.052	23.083	21.451	103.084	87.837	5	17:01:47.925	<b>1:05.066</b>	18.932	<b>24.220</b>	21.914	101.832	85.925
8	17:04:38.134	<b>1:02.014</b>	18.124	<b>23.082</b>	20.808	102.926	89.120	6	17:02:53.028	<b>1:05.103</b>	18.757	24.533	21.813	101.371	87.722
<b>(13) Andrew BARTON</b>															
1	16:57:26.308	<b>1:05.966</b>	19.595	24.750	21.621	81.441	<b>90.809</b>	7	17:03:57.575	<b>1:04.547</b>	<b>18.529</b>	24.416	<b>21.602</b>	101.987	87.040
2	16:58:28.559	<b>1:02.251</b>	18.144	23.288	20.819	102.926	89.358	8	17:05:02.287	<b>1:04.712</b>	18.558	24.390	21.764	<b>102.926</b>	86.257
3	16:59:30.332	<b>1:01.773</b>	<b>18.009</b>	<b>22.776</b>	20.988	<b>107.201</b>	90.809	<b>(91) Brian ALEXANDER</b>							
4	17:00:33.853	<b>1:03.521</b>	18.835	23.475	21.211	105.681	89.239	1	16:57:27.439	<b>1:08.290</b>	20.456	24.908	22.926	77.761	87.494
5	17:01:36.306	<b>1:02.453</b>	18.158	23.287	21.008	104.529	90.564	2	16:58:34.352	<b>1:06.913</b>	19.114			98.111	<b>87.608</b>
6	17:02:38.890	<b>1:02.584</b>	18.263	23.480	20.841	104.366	89.596	3	16:59:39.954	<b>1:05.602</b>	19.237	<b>24.083</b>	22.282	96.836	86.368
7	17:03:40.457	<b>1:01.567</b>	18.166	22.859	<b>20.542</b>	106.520	88.649	4	17:00:45.234	<b>1:05.280</b>	18.807	24.409	<b>22.064</b>	100.161	87.153
8	17:04:42.517	<b>1:02.060</b>	18.140	23.222	20.698	104.856	88.299	5	17:01:51.495	<b>1:06.261</b>	19.022	24.740	22.499	100.460	85.487
<b>(26) Raymond REID</b>															
1	16:57:24.069	<b>1:05.255</b>	19.977	23.706	21.572	76.086	90.198	6	17:02:57.584	<b>1:06.089</b>	18.826	24.802	22.461	99.714	86.590
2	16:58:27.626	<b>1:03.557</b>	18.494	23.195	21.868	101.987	90.198	7	17:04:03.718	<b>1:06.134</b>	18.843	24.739	22.552	100.611	85.054
3	16:59:30.268	<b>1:02.642</b>	18.193			101.218	90.932	8	17:05:09.541	<b>1:05.823</b>	<b>18.669</b>	24.540	22.614	<b>100.914</b>	86.035
4	17:00:33.867	<b>1:03.599</b>	18.342			102.298	90.809	<b>(96) Andrew KIRKWOOD</b>							
5	17:01:36.377	<b>1:02.510</b>	17.955	23.087	21.468	103.242	90.564	1	16:57:28.481	<b>1:08.373</b>	21.036	24.627	22.710	76.172	<b>88.884</b>
6	17:02:39.793	<b>1:03.416</b>	18.496	23.571	21.349	102.611	<b>92.690</b>	2	16:58:34.524	<b>1:06.043</b>	19.315	24.468	<b>22.260</b>	101.987	87.266
7	17:03:42.483	<b>1:02.690</b>	17.943	23.578	21.169	105.184	91.552	3	16:59:40.646	<b>1:06.122</b>	19.237			101.066	88.884
8	17:04:44.222	<b>1:01.739</b>	<b>17.737</b>												

## KMSC National Motorcycle Racing AC

KMSC CB500's

Knockhill 1.267 miles

Race 10 - 1st Race

28/07/2018 15:30

Race (8 Laps) started at 16:56:12

Lap	Time of Day	Lap Tm	S1	S2	S3	SFSpd	S1Spd	Lap	Time of Day	Lap Tm	S1	S2	S3	SFSpd	S1Spd
7	17:04:11.020	<b>1:05.421</b>	<b>18.810</b>			<b>102.926</b>	85.706								
8	17:05:17.418	<b>1:06.398</b>	18.886			101.678	85.706								
<b>(55) Allan McCLEARY</b>															
1	16:57:29.106	<b>1:09.580</b>	21.400	25.462	22.718	74.897	86.035								
2	16:58:36.446	<b>1:07.340</b>	19.686	25.065	22.589	100.161	85.925								
3	16:59:43.455	<b>1:07.009</b>	19.381	<b>24.881</b>	22.747	98.979	85.596								
4	17:00:50.777	<b>1:07.322</b>	19.584	25.121	22.617	99.272	85.162								
5	17:01:58.549	<b>1:07.772</b>	19.684	25.686	22.402	99.419	84.200								
6	17:03:05.378	<b>1:06.829</b>	19.528	25.150	22.151	98.254	85.379								
7	17:04:12.181	<b>1:06.803</b>	19.483	25.400	<b>21.920</b>	100.310	<b>86.146</b>								
8	17:05:19.185	<b>1:07.004</b>	<b>19.163</b>	25.167	22.674	<b>100.460</b>	85.054								
<b>(39) Scott YOUNG</b>															
1	16:57:32.234	<b>1:11.814</b>	22.178	27.140	22.496	74.897	76.345								
2	16:58:39.938	<b>1:07.704</b>	20.417	25.005	22.282	98.254	88.649								
3	16:59:48.207	<b>1:08.269</b>	20.312	25.719	22.238	101.678	87.837								
4	17:00:53.916	<b>1:05.709</b>	<b>18.884</b>	24.961	21.864	100.011	87.380								
5	17:02:01.018	<b>1:07.102</b>	19.621	25.496	21.985	101.678	85.925								
6	17:03:07.537	<b>1:06.519</b>	19.363	25.481	21.675	101.832	86.368								
7	17:04:13.222	<b>1:05.685</b>	19.181	<b>24.906</b>	<b>21.598</b>	103.882	86.590								
8	17:05:19.477	<b>1:06.255</b>	18.972	25.209	22.074	<b>105.184</b>	<b>89.358</b>								
<b>(222) Colin READ</b>															
1	16:57:29.587	<b>1:08.907</b>	20.988	25.127	22.792	78.488	<b>86.479</b>								
2	16:58:37.009	<b>1:07.422</b>	19.933	24.667	22.822	95.595	85.162								
3	16:59:44.357	<b>1:07.348</b>	19.739	24.627	22.982	95.459	84.518								
4	17:00:51.058	<b>1:06.701</b>	19.527	<b>24.555</b>	22.619	98.833	85.270								
5	17:01:59.549	<b>1:08.491</b>	20.234	25.622	22.635	98.979	82.747								
6	17:03:06.423	<b>1:06.874</b>	19.638	24.844	22.392	97.257	86.146								
7	17:04:12.543	<b>1:06.120</b>	19.445	24.630	<b>22.045</b>	<b>100.310</b>	85.162								
8	17:05:19.659	<b>1:07.116</b>	<b>19.080</b>	25.128	22.908	99.863	86.257								
<b>(333) Peter DOLAN</b>															
1	16:57:33.441	<b>1:12.813</b>	22.295	27.774	22.744	79.606	81.146								
2	16:58:41.167	<b>1:07.726</b>	20.021	25.204	22.501	100.161	<b>88.183</b>								
3	16:59:48.626	<b>1:07.459</b>	20.036	25.277	<b>22.146</b>	99.863	86.590								
4	17:00:56.520	<b>1:07.894</b>	19.716	25.787	22.391	<b>101.524</b>	81.048								
5	17:02:03.779	<b>1:07.259</b>	19.719	25.176	22.364	100.011	84.306								
6	17:03:10.781	<b>1:07.002</b>	19.190	25.285	22.527	100.310	86.368								
7	17:04:17.686	<b>1:06.905</b>	19.144	25.562	22.199	101.524	85.815								
8	17:05:23.814	<b>1:06.128</b>	<b>18.861</b>	<b>24.996</b>	22.271	101.218	86.146								
<b>(666) David MAGRATH</b>															
1	16:57:31.611	<b>1:11.559</b>	22.344	26.179	23.036	77.941	81.639								
2	16:58:39.211	<b>1:07.600</b>	<b>19.746</b>	25.099	22.755	96.976	<b>85.379</b>								
3	16:59:47.889	<b>1:08.678</b>	20.095	25.456	23.127	95.868	83.571								
4	17:00:56.693	<b>1:08.804</b>	20.236	25.342	23.226	95.595	82.849								
5	17:02:05.137	<b>1:08.444</b>	19.919	25.627	22.898	95.323	80.950								
6	17:03:13.363	<b>1:08.226</b>	20.106	25.232	22.888	96.976	83.780								
7	17:04:21.150	<b>1:07.787</b>	19.956	25.241	<b>22.590</b>	96.419	82.442								
8	17:05:29.016	<b>1:07.866</b>	20.066	<b>25.062</b>	22.738	<b>99.125</b>	82.442								
<b>(57) Chris MANGHAN</b>															
1	16:57:35.061	<b>1:12.231</b>	22.972	26.426	22.833	37.323	85.815								
2	16:58:42.901	<b>1:07.840</b>	20.225			98.688	<b>87.494</b>								
3	16:59:50.751	<b>1:07.850</b>	20.113			101.066	87.040								
4	17:00:58.372	<b>1:07.621</b>	19.711	<b>25.308</b>	<b>22.602</b>	100.762	87.380								
5	17:02:06.329	<b>1:07.957</b>	19.884			100.460	86.702								
6	17:03:14.171	<b>1:07.842</b>	19.990			101.066	87.494								
7	17:04:21.642	<b>1:07.471</b>	19.688			101.371	86.035								
8	17:05:29.181	<b>1:07.539</b>	<b>19.670</b>			<b>103.402</b>	85.815								
<b>(58) Ross ALLAN</b>															
1	16:57:30.496	<b>1:10.024</b>	21.823	<b>25.247</b>	<b>22.954</b>	75.742	83.467								
2	16:58:37.466	<b>1:06.970</b>	<b>19.514</b>			96.558	<b>85.815</b>								
3	16:59:58.861	<b>1:21.395</b>	30.740			98.254	72.627								
4	17:01:08.381	<b>1:09.520</b>	20.616	25.661	23.243	94.651	81.938								
5	17:02:17.762	<b>1:09.381</b>	20.054	26.191	23.136	97.682	83.675								
6	17:03:27.419	<b>1:09.657</b>	20.464			95.053	84.095								
7	17:04:36.491	<b>1:09.072</b>	19.719	25.891	23.462	<b>98.398</b>	83.571								

Clerk of the Course.

Sig : Time :

Chief Timekeeper : Ian Sharp (SMART Timing)

 Results available at [www.smart-timing.co.uk](http://www.smart-timing.co.uk) and [www.speedhive.com](http://www.speedhive.com)

Printed: 28/07/2018 17:08:50

Orbits





## KMSC National Motorcycle Racing AC

## Lapchart

**KMSC CB500's**
**Knockhill 1.267 miles**
**Race 10 - 1st Race**
**28/07/2018 15:30**
**Race (8 Laps) started at 16:56:12**

Competitors	Laps									
	0	1	2	3	4	5	6	7	8	
Jodie CHALK (87)	1	87	87	87	87	87	87	87	87	87
Keith SHEPHERD (144)	2	144	144	144	144	144	144	144	144	144
Allan BROOKBANKS (48)	3	48	48	48	48	48	48	48	48	48
Ross McCLEARY (23)	4	23	23	23	23	23	23	111	111	
Jimmy SHANKS (111)	5	111	111	111	111	111	111	23	23	
Martin CURRAH (114)	6	114	114	114	114	114	114	13	13	
Raymond REID (26)	7	26	26	26	26	13	13	13	114	26
Colvin DENHOLM (7)	8	7	35	35	13	26	26	26	26	114
Daryn PETERS (35)	9	35	7	7	7	7	7	7	7	7
Brian ALEXANDER (91)	10	91	13	13	35	35	35	35	47	47
Allan McCLEARY (55)	11	55	91	50	50	50	47	47	35	35
Shane GODDEN (50)	12	50	50	91	91	47	50	50	50	50
David MAGRATH (666)	13	666	96	96	47	91	91	91	91	91
Andrew KIRKWOOD (96)	14	96	55	55	96	96	96	96	96	96
Andrew BARTON (13)	15	13	222	47	55	55	55	55	73	73
Scott YOUNG (39)	16	39	58	222	222	222	73	73	55	55
Ross ALLAN (58)	17	58	666	58	73	73	222	222	222	39
Peter DOLAN (333)	18	333	73	666	666	39	39	39	39	222
Fraser CAMERON (73)	19	73	47	73	39	333	333	333	333	333
Colin READ (222)	20	222	39	39	333	666	666	666	666	666
Steve KAIN (47)	21	47	333	333	57	57	57	57	57	57
Chris MANGHAN (57)	22	57	57	57	58	58	58	58	58	58

**Clerk of the Course.**
**Sig :**                      **Time :**
**Chief Timekeeper : Ian Sharp (SMART Timing)**
**Results available at [www.smart-timing.co.uk](http://www.smart-timing.co.uk) and [www.speedhive.com](http://www.speedhive.com)**
**Printed: 28/07/2018 17:09:19**
**Orbits**


## KMSC National Motorcycle Racing AC


KMSC CB500's

Knockhill 1.267 miles

Race 17 - 2nd Race

29/07/2018 10:45

Race (10 Laps)



POLE POSITION

<b>3</b> 48 Allan BROOKBANKS	<b>2</b> 144 Keith SHEPHERD	<b>1</b> 87 Jodie CHALK	<b>1</b>
<b>6</b> 13 Andrew BARTON	<b>5</b> 23 Ross McCLEARY	<b>4</b> 111 Jimmy SHANKS	<b>2</b>
<b>9</b> 7 Colvin DENHOLM	<b>8</b> 114 Martin CURRAH	<b>7</b> 26 Raymond REID	<b>3</b>
<b>12</b> 50 Shane GODDEN	<b>11</b> 35 Daryn PETERS	<b>10</b> 47 Steve KAIN	<b>4</b>
<b>15</b> 73 Fraser CAMERON	<b>14</b> 96 Andrew KIRKWOOD	<b>13</b> 91 Brian ALEXANDER	<b>5</b>
<b>18</b> 222 Colin READ	<b>17</b> 39 Scott YOUNG	<b>16</b> 55 Allan McCLEARY	<b>6</b>
<b>21</b> 57 Chris MANGHAN	<b>20</b> 666 David MAGRATH	<b>19</b> 333 Peter DOLAN	<b>7</b>
		<b>22</b> 58 Ross ALLAN	<b>8</b>

Clerk of the Course.

Orbits

Sig : Time :

Chief Timekeeper : Ian Sharp (SMART Timing)

Results available at [www.smart-timing.co.uk](http://www.smart-timing.co.uk) and [www.speedhive.com](http://www.speedhive.com)

Printed: 28/07/2018 17:07:52



# Race Results

## KMSC National Motorcycle Racing AC

Sorted on Laps

KMSC Formula 600

Knockhill 1.267 miles

Race 11 - 1st Race

28/07/2018 15:45

Race (8 Laps) started at 17:10:45

Pos	No.	Name	Make/Model	CC	Class	Laps	Total Tm	Diff	Best Tm	In Lap	Avg. Speed
1	64	Sam MUNRO	Kawasaki	ZX6R 600	S6	8	7:01.723		51.150	6	86.523
2	69	Rory SKINNER	Kawasaki	ZX6R	S6	8	7:02.434	0.711	51.413	6	86.377
3	12	William MONIE	Suzuki	GSXR600	S6	8	7:05.688	3.965	51.671	3	85.717
4	2	Lewis PATERSON	Yamaha	R6 600	S6	8	7:10.570	8.847	52.503	7	84.745
5	1	Bruce BIRNIE	Kawasaki	ZX6	S6	8	7:10.571	8.848	52.491	3	84.745
6	26	Alan McGREGOR	Kawasaki	ZX6	S6	8	7:14.514	12.791	52.999	5	83.976
7	8	Jon DICKIE	Yamaha	R6 600	S6	8	7:16.627	14.904	52.973	6	83.570
8	55	James McLAREN	Suzuki	GSXR600	S6	8	7:17.706	15.983	53.398	3	83.364
9	87	Steven ALLISON	Kawasaki	ZX6R 600	S6	8	7:18.059	16.336	53.385	7	83.296
10	11	Patrick FORMAN	Kawasaki	ZX6R 600	S6	8	7:24.435	22.712	54.274	8	82.101
11	28	Paul BOWERBANK	Yamaha	R6 600	S6	8	7:25.204	23.481	54.292	7	81.960
12	48	Mark FARRELL	Yamaha	R6 600	S6	8	7:37.283	35.560	55.815	3	79.795
13	85	Steve HORNE	Triumph	Daytona 675	S6	8	7:37.399	35.676	54.992	7	79.774
14	27	Andrew DONALD	Kawasaki	ZX6R 600	S6	8	7:44.618	42.895	56.611	3	78.535
15	58	Barry STEWART	Kawasaki	ZX6R 600	S6	8	7:51.986	50.263	57.321	7	77.309
16	76	Steven BEATTIE	Triumph	Daytona 675R	S6	8	7:53.479	51.756	57.117	5	77.065
17	52	John HODGE	Kawasaki	ZX6R	S6	8	7:54.220	52.497	57.551	2	76.945
18	6	James WILKEN	Yamaha	R6 600	S6	8	7:55.715	53.992	57.466	8	76.703
19	103	Richard DUNCAN	BMW	S1000RR	S6	8	7:58.466	56.743	58.124	6	76.262
20	82	Scott SMITH	Suzuki	GSXR600	S6	8	7:58.728	57.005	57.665	7	76.220
21	23	Graeme MacLEOD	Suzuki	GSXR600	S6	7	7:03.404	1 Lap	58.099	6	75.407
22	45	Adam SIMPSON	Yamaha	R6	S6	7	7:05.179	1 Lap	58.443	6	75.092
23	25	Jim PURVIS	Yamaha	R6 600	S6	7	7:06.074	1 Lap	58.961	2	74.935
24	92	Christopher SCOTT	Yamaha	R6 600	S6	7	7:06.783	1 Lap	58.586	6	74.810
25	22	Chris SPELLMAN	Yamaha	R6 600	S6	7	7:12.457	1 Lap	59.147	4	73.828
Not classified											
DNF	278	Paul MARSHALL	Kawasaki	ER6	S6		10.736	DNF		0	-

Margin of Victory	Avg. Speed	Best Lap Tm	Best Speed	Best Lap by
0.711	86.523	51.150	89.171	64 - Sam MUNRO

Clerk of the Course.

Orbits

 Sig : Time :  
 Chief Timekeeper : Ian Sharp (SMART Timing)

 Results available at [www.smart-timing.co.uk](http://www.smart-timing.co.uk) and [www.speedhive.com](http://www.speedhive.com)

Printed: 28/07/2018 17:21:22



# KMSC National Motorcycle Racing AC

KMSC Formula 600

Knockhill 1.267 miles

Race 11 - 1st Race

28/07/2018 15:45

Race (8 Laps) started at 17:10:45

Lap	Time of Day	Lap Tm	S1	S2	S3	SFSpd	S1Spd	Lap	Time of Day	Lap Tm	S1	S2	S3	SFSpd	S1Spd
<b>(64) Sam MUNRO</b>															
1	17:11:44.264	<b>53.592</b>	16.067	19.979	17.546	92.562	118.147	3	17:13:34.573	<b>53.398</b>	<b>15.087</b>	20.300	<b>18.011</b>	<b>142.479</b>	<b>120.915</b>
2	17:12:36.202	<b>51.938</b>	14.719	19.592	17.627	<b>142.782</b>	119.409	4	17:14:28.318	<b>53.745</b>	15.322	20.299	18.124	141.279	117.321
3	17:13:28.490	<b>52.288</b>	15.050	19.581	17.657	141.279	118.985	5	17:15:22.686	<b>54.368</b>	15.274	21.041	18.053	140.392	113.935
4	17:14:20.075	<b>51.585</b>	14.747	19.333	17.505	140.982	118.775	6	17:16:16.330	<b>53.644</b>	15.459	<b>20.162</b>	18.023	140.982	117.526
5	17:15:11.594	<b>51.519</b>	14.725	19.350	17.444	141.577	119.621	7	17:17:09.769	<b>53.439</b>	15.120	20.176	18.143	140.982	119.196
6	17:16:02.744	<b>51.150</b>	<b>14.652</b>	<b>19.151</b>	<b>17.347</b>	142.782	119.621	8	17:18:03.398	<b>53.629</b>	15.252	20.276	18.101	141.279	118.565
7	17:16:55.002	<b>52.258</b>	14.701	19.909	17.648	142.479	118.985	<b>(87) Steven ALLISON</b>							
8	17:17:47.415	<b>52.413</b>	14.937	19.837	17.639	141.577	<b>122.459</b>	1	17:11:46.910	<b>55.412</b>	16.277	20.916	18.219	93.988	115.107
<b>(69) Rory SKINNER</b>															
1	17:11:44.122	<b>53.340</b>	15.854	19.920	17.566	93.465	119.196	2	17:12:40.961	<b>54.051</b>	15.580	20.263	18.208	<b>136.398</b>	115.305
2	17:12:36.283	<b>52.161</b>	14.781	19.836	17.544	143.392	120.265	3	17:13:35.148	<b>54.187</b>	<b>15.271</b>	20.560	18.356	135.571	<b>115.703</b>
3	17:13:28.396	<b>52.113</b>	14.791	19.529	17.793	144.008	120.480	4	17:14:29.116	<b>53.968</b>	15.751	20.108	18.109	135.845	115.504
4	17:14:20.156	<b>51.760</b>	14.735	19.575	17.450	142.782	120.697	5	17:15:23.063	<b>53.947</b>	15.524	20.270	18.153	135.298	114.518
5	17:15:12.028	<b>51.872</b>	15.073	19.380	17.419	144.317	120.915	6	17:16:16.786	<b>53.723</b>	15.537	19.967	18.219	134.215	115.504
6	17:16:03.441	<b>51.413</b>	<b>14.640</b>	<b>19.364</b>	<b>17.409</b>	144.628	121.352	7	17:17:10.171	<b>53.385</b>	15.394	<b>19.888</b>	<b>18.103</b>	136.121	114.910
7	17:16:55.124	<b>51.683</b>	14.731	19.442	17.510	144.317	120.697	8	17:18:03.751	<b>53.580</b>	15.481	19.977	18.122	136.398	114.910
8	17:17:48.126	<b>53.002</b>	14.720	20.061	18.221	<b>144.941</b>	<b>122.014</b>	<b>(11) Patrick FORMAN</b>							
<b>(12) William MONIE</b>															
1	17:11:44.835	<b>54.014</b>	15.932	20.480	17.602	96.558	122.908	1	17:11:48.176	<b>56.198</b>	16.757	21.093	18.348	95.595	115.703
2	17:12:37.050	<b>52.215</b>	14.843	19.811	17.561	144.317	<b>124.044</b>	2	17:12:42.999	<b>54.823</b>	15.621	20.786	18.416	136.121	<b>116.506</b>
3	17:13:28.721	<b>51.671</b>	<b>14.722</b>	<b>19.537</b>	<b>17.412</b>	144.628	123.815	3	17:13:37.612	<b>54.613</b>	15.666	20.537	18.410	<b>136.675</b>	114.518
4	17:14:20.895	<b>52.174</b>	15.038	19.550	17.586	144.941	123.360	4	17:14:32.532	<b>54.920</b>	15.689	20.826	18.405	136.121	114.323
5	17:15:12.707	<b>51.812</b>	14.749	19.611	17.452	144.628	124.044	5	17:15:26.890	<b>54.358</b>	<b>15.424</b>	20.563	18.371	133.680	115.903
6	17:16:04.877	<b>52.170</b>	14.955	19.572	17.643	145.886	123.360	6	17:16:21.531	<b>54.641</b>	15.498	20.673	18.470	136.121	114.323
7	17:16:57.157	<b>52.280</b>	14.892	19.675	17.713	<b>146.204</b>	123.587	7	17:17:15.853	<b>54.322</b>	15.632	20.445	18.245	134.754	115.903
8	17:17:51.380	<b>54.223</b>	15.204	20.887	18.132	144.008	122.908	8	17:18:10.127	<b>54.274</b>	15.670	<b>20.431</b>	<b>18.173</b>	133.150	115.504
<b>(2) Lewis PATERSON</b>															
1	17:11:45.569	<b>54.325</b>	16.203	20.237	17.885	92.947	118.775	<b>(28) Paul BOWERBANK</b>							
2	17:12:38.767	<b>53.198</b>	15.325	19.867	18.006	140.392	119.196	1	17:11:48.743	<b>57.087</b>	17.227	21.471	18.389	96.697	111.290
3	17:13:31.679	<b>52.912</b>	15.245	19.851	17.816	139.227	118.775	2	17:12:43.616	<b>54.873</b>	15.926	20.640	18.307	134.484	117.526
4	17:14:24.959	<b>53.280</b>	15.430	20.009	17.841	139.227	119.835	3	17:13:38.195	<b>54.579</b>	15.769	20.557	18.253	134.754	119.196
5	17:15:17.592	<b>52.633</b>	15.159	19.778	17.696	138.939	118.147	4	17:14:33.005	<b>54.810</b>	15.723	20.809	18.278	<b>135.025</b>	118.775
6	17:16:10.271	<b>52.679</b>	<b>15.046</b>	19.917	17.716	<b>140.982</b>	119.621	5	17:15:27.348	<b>54.343</b>	15.738	20.582	<b>18.023</b>	133.415	117.940
7	17:17:02.774	<b>52.503</b>	15.093	<b>19.727</b>	<b>17.683</b>	140.392	118.985	6	17:16:22.003	<b>54.655</b>	15.737	20.733	18.185	133.150	117.321
8	17:17:56.262	<b>53.488</b>	15.142	20.429	17.917	139.227	<b>120.049</b>	7	17:17:16.295	<b>54.292</b>	15.798	<b>20.383</b>	18.111	134.484	119.409
<b>(1) Bruce BIRNIE</b>															
1	17:11:45.828	<b>54.472</b>	16.364	20.241	17.867	94.518	120.265	8	17:18:10.896	<b>54.601</b>	<b>15.691</b>	20.588	18.322	135.025	<b>120.265</b>
2	17:12:39.286	<b>53.458</b>	15.362	20.019	18.077	138.939	120.480	<b>(48) Mark FARRELL</b>							
3	17:13:31.777	<b>52.491</b>	<b>15.006</b>	<b>19.797</b>	17.688	141.279	<b>122.236</b>	1	17:11:49.853	<b>57.574</b>	17.442	21.564	18.568	96.697	117.733
4	17:14:24.547	<b>52.770</b>	15.027	19.946	17.797	<b>142.479</b>	120.265	2	17:12:45.934	<b>56.081</b>	16.020	21.534	<b>18.527</b>	138.081	118.147
5	17:15:17.337	<b>52.790</b>	15.105	19.845	17.840	140.099	119.621	3	17:13:41.749	<b>55.815</b>	16.164	<b>21.086</b>	18.565	137.516	<b>118.775</b>
6	17:16:10.131	<b>52.794</b>	15.016	19.899	17.879	140.982	119.621	4	17:14:38.245	<b>56.496</b>	15.906	21.405	19.185	138.081	116.709
7	17:17:02.757	<b>52.626</b>	15.283	19.915	<b>17.428</b>	140.099	122.014	5	17:15:34.640	<b>56.395</b>	16.278	21.519	18.598	135.025	116.506
8	17:17:56.263	<b>53.506</b>	15.215	20.454	17.837	142.479	121.572	6	17:16:30.578	<b>55.938</b>	15.822	21.472	18.644	<b>138.939</b>	117.321
<b>(26) Alan McGREGOR</b>															
1	17:11:46.482	<b>55.204</b>	16.640	20.594	17.970	95.731	<b>120.480</b>	7	17:17:26.725	<b>56.147</b>	16.102	21.381	18.664	137.798	117.116
2	17:12:40.209	<b>53.727</b>	15.469	20.325	17.933	<b>140.099</b>	118.985	8	17:18:22.975	<b>56.250</b>	<b>15.793</b>	21.387	19.070	138.652	117.321
3	17:13:33.543	<b>53.334</b>	15.329	20.164	<b>17.841</b>	139.227	118.775	<b>(85) Steve HORNE</b>							
4	17:14:26.802	<b>53.259</b>	15.311	20.091	17.857	140.099	118.565	1	17:11:51.885	<b>59.873</b>	17.852	22.822	19.199	97.824	116.103
5	17:15:19.801	<b>52.999</b>	15.210	<b>19.943</b>	17.846	138.081	118.147	2	17:12:49.506	<b>57.621</b>	16.614	22.024	18.983	130.306	116.912
6	17:16:13.021	<b>53.220</b>	<b>15.190</b>	20.047	17.983	139.517	118.775	3	17:13:45.709	<b>56.203</b>	16.466	21.191	18.546	134.484	116.912
7	17:17:06.451	<b>53.430</b>	15.430	20.098	17.902	138.366	117.733	4	17:14:41.713	<b>56.004</b>	15.912	21.443	18.649	<b>137.516</b>	117.940
8	17:18:00.206	<b>53.755</b>	15.539	20.069	18.147	137.798	118.356	5	17:15:37.253	<b>55.540</b>	15.784	21.144	18.612	133.150	116.912
<b>(8) Jon DICKIE</b>															
1	17:11:47.275	<b>55.493</b>	16.974	20.692	17.827	98.543	120.049	6	17:16:32.422	<b>55.169</b>	<b>15.772</b>	21.016	18.381	133.947	118.356
2	17:12:41.282	<b>54.007</b>	15.499	20.700	<b>17.808</b>	136.121	120.049	7	17:17:27.414	<b>54.992</b>	15.854	<b>20.682</b>	18.456	132.624	<b>118.775</b>
3	17:13:35.007	<b>53.725</b>	15.272	20.408	18.045	130.814	<b>120.697</b>	8	17:18:23.091	<b>55.677</b>	15.901	21.494	<b>18.282</b>	134.754	117.733
4	17:14:28.422	<b>53.415</b>	15.306	20.017	18.092	138.939	119.409	<b>(27) Andrew DONALD</b>							
5	17:15:22.541	<b>54.119</b>	15.144	20.900	18.075	136.675	118.775	1	17:11:50.663	<b>58.628</b>	17.328	22.292	19.008	98.543	115.703
6	17:16:15.514	<b>52.973</b>	<b>15.113</b>	<b>19.870</b>	17.990	138.939	119.621	2	17:12:47.377	<b>56.714</b>	16.376	21.925	<b>18.413</b>	132.102	115.305
7	17:17:08.639	<b>53.125</b>	15.203	19.966	17.956	137.798	119.621	3	17:13:4						

## KMSC National Motorcycle Racing AC

KMSC Formula 600

Knockhill 1.267 miles

Race 11 - 1st Race

28/07/2018 15:45

Race (8 Laps) started at 17:10:45

Lap	Time of Day	Lap Tm	S1	S2	S3	SFSpd	S1Spd
7	17:17:40.047	<b>57.321</b>	16.251	22.097	18.973	136.954	117.116
8	17:18:37.678	<b>57.631</b>	16.290	<b>22.030</b>	19.311	133.947	116.506

Lap	Time of Day	Lap Tm	S1	S2	S3	SFSpd	S1Spd
3	17:13:51.804	<b>59.277</b>	16.479	22.861	19.937	121.792	113.357
4	17:14:52.012	<b>1:00.208</b>	17.390	23.398	19.420	122.459	105.184
5	17:15:51.768	<b>59.756</b>	17.090	23.140	19.526	121.133	106.351
6	17:16:51.472	<b>59.704</b>	17.328	22.931	19.445	120.480	109.296
7	17:17:51.766	<b>1:00.294</b>	17.203	23.703	19.388	120.915	108.064

(76) Steven BEATTIE

1	17:11:54.660	<b>1:01.642</b>	18.597	23.632	19.413	100.762	111.660
2	17:12:53.003	<b>58.343</b>	16.594	22.334	19.415	131.842	115.305
3	17:13:51.832	<b>58.829</b>	16.596	22.557	19.676	128.805	114.518
4	17:14:50.084	<b>58.252</b>	16.946	22.275	19.031	130.053	110.922
5	17:15:47.201	<b>57.117</b>	16.195	<b>21.808</b>	19.114	<b>135.298</b>	114.518
6	17:16:44.471	<b>57.270</b>	16.490	21.911	18.869	133.947	115.305
7	17:17:41.848	<b>57.377</b>	<b>16.155</b>	22.190	19.032	133.415	<b>115.703</b>
8	17:18:39.171	<b>57.323</b>	16.376	22.118	<b>18.829</b>	133.680	113.166

(92) Christopher SCOTT

1	17:11:56.548	<b>1:03.513</b>	19.347	24.345	19.821	97.824	102.298
2	17:12:56.787	<b>1:00.239</b>	17.092	23.442	19.705	126.142	108.941
3	17:13:55.941	<b>59.154</b>	16.957	22.926	<b>19.271</b>	<b>127.581</b>	112.597
4	17:14:55.401	<b>59.460</b>	17.081	22.941	19.438	124.504	111.474
5	17:15:54.410	<b>59.009</b>	16.897	22.834	19.278	126.618	112.408
6	17:16:52.996	<b>58.586</b>	<b>16.665</b>	<b>22.557</b>	19.364	126.142	112.976
7	17:17:52.475	<b>59.479</b>	16.719	23.390	19.370	122.908	<b>113.742</b>

(52) John HODGE

1	17:11:52.542	<b>59.909</b>	17.765	22.882	19.262	98.543	105.681
2	17:12:50.093	<b>57.551</b>	16.643	<b>21.896</b>	19.012	128.313	<b>112.976</b>
3	17:13:47.992	<b>57.899</b>	16.310	22.590	18.999	132.102	108.941
4	17:14:45.600	<b>57.608</b>	16.448	22.151	19.009	<b>132.624</b>	110.739
5	17:15:45.210	<b>59.610</b>	<b>16.224</b>	23.242	20.144	130.306	110.739
6	17:16:43.334	<b>58.124</b>	16.624	22.453	19.047	124.273	109.832
7	17:17:41.583	<b>58.249</b>	16.959	22.353	18.937	129.302	109.832
8	17:18:39.912	<b>58.329</b>	16.919	22.489	<b>18.921</b>	122.459	109.296

(22) Chris SPELLMAN

1	17:11:57.174	<b>1:03.368</b>	19.044	24.511	19.813	95.459	109.118
2	17:12:57.645	<b>1:00.471</b>	17.133	23.439	19.899	129.302	110.012
3	17:13:57.612	<b>59.967</b>	17.120	22.926	19.921	128.559	<b>111.474</b>
4	17:14:56.759	<b>59.147</b>	16.914	<b>22.886</b>	<b>19.347</b>	127.581	111.105
5	17:15:56.467	<b>59.708</b>	<b>16.859</b>	23.118	19.731	<b>130.560</b>	110.922
6	17:16:57.158	<b>1:00.691</b>	17.155	23.669	19.867	130.053	109.118
7	17:17:58.149	<b>1:00.991</b>	17.421	23.649	19.921	126.618	110.193

(6) James WILKEN

1	17:11:52.864	<b>1:00.475</b>	18.181	23.089	19.205	99.566	111.660
2	17:12:52.057	<b>59.193</b>	16.832	22.893	19.468	128.313	116.506
3	17:13:51.180	<b>59.123</b>	16.626	22.872	19.625	128.559	117.733
4	17:14:49.804	<b>58.624</b>	17.000	22.405	19.219	124.273	117.116
5	17:15:48.073	<b>58.269</b>	16.600	22.577	19.092	127.581	114.518
6	17:16:46.169	<b>58.096</b>	16.720	22.314	19.062	124.504	117.116
7	17:17:43.941	<b>57.772</b>	16.411	22.390	<b>18.971</b>	129.302	<b>118.356</b>
8	17:18:41.407	<b>57.466</b>	<b>16.294</b>	<b>22.029</b>	19.143	<b>132.624</b>	117.733

(103) Richard DUNCAN

1	17:11:53.717	<b>1:00.901</b>	18.050	23.825	19.026	100.011	106.689
2	17:12:52.747	<b>59.030</b>	17.102	22.370	19.558	124.735	110.922
3	17:13:52.044	<b>59.297</b>	17.377	22.460	19.460	113.549	<b>111.105</b>
4	17:14:50.302	<b>58.258</b>	16.907	22.524	<b>18.827</b>	124.968	110.374
5	17:15:48.436	<b>58.134</b>	16.863	22.411	18.860	<b>132.362</b>	110.922
6	17:16:46.560	<b>58.124</b>	16.897	<b>22.174</b>	19.053	131.070	110.739
7	17:17:45.124	<b>58.564</b>	17.061	22.263	19.240	112.408	111.105
8	17:18:44.158	<b>59.034</b>	<b>16.636</b>	22.898	19.500	130.814	110.193

(82) Scott SMITH

1	17:11:54.528	<b>1:01.626</b>	18.313	23.698	19.615	98.111	110.556
2	17:12:53.361	<b>58.833</b>	16.916			129.302	<b>112.033</b>
3	17:13:52.473	<b>59.112</b>	16.945			<b>131.584</b>	109.832
4	17:14:52.146	<b>59.673</b>	16.928	<b>23.290</b>	<b>19.455</b>	127.824	109.474
5	17:15:49.888	<b>57.742</b>	16.776			127.098	105.848
6	17:16:48.097	<b>58.209</b>	16.674			127.824	110.374
7	17:17:45.762	<b>57.665</b>	16.611			130.306	110.739
8	17:18:44.420	<b>58.658</b>	<b>16.541</b>			126.618	110.922

(23) Graeme MacLEOD

1	17:11:55.344	<b>1:02.326</b>	18.861	23.789	19.676	106.351	111.105
2	17:12:53.694	<b>58.350</b>	16.928	22.302	<b>19.120</b>	128.313	112.786
3	17:13:53.009	<b>59.315</b>	17.051	22.894	19.370	<b>131.842</b>	<b>113.742</b>
4	17:14:52.351	<b>59.342</b>	17.006	23.038	19.298	124.504	113.166
5	17:15:51.941	<b>59.590</b>	17.336	22.770	19.484	121.133	113.357
6	17:16:50.040	<b>58.099</b>	<b>16.836</b>	22.112	19.151	130.053	112.033
7	17:17:49.096	<b>59.056</b>	17.118	<b>21.895</b>	20.043	126.857	112.597

(45) Adam SIMPSON

1	17:11:56.208	<b>1:02.902</b>	18.910	24.004	19.988	98.979	107.717
2	17:12:56.350	<b>1:00.142</b>	17.294	23.202	19.646	128.559	<b>111.846</b>
3	17:13:55.419	<b>59.069</b>	17.141	<b>22.616</b>	19.312	130.053	111.846
4	17:14:54.299	<b>58.880</b>	16.680	23.156	<b>19.044</b>	129.802	111.474
5	17:15:53.221	<b>58.922</b>	16.872	22.740	19.310	<b>131.326</b>	111.846
6	17:16:51.664	<b>58.443</b>	<b>16.516</b>	22.748	19.179	128.068	111.105
7	17:17:50.871	<b>59.207</b>	16.845	22.934	19.428	127.581	111.846

(25) Jim PURVIS

1	17:11:53.566	<b>1:00.984</b>	18.551	23.184	<b>19.249</b>	91.802	109.474
2	17:12:52.527	<b>58.961</b>	<b>16.457</b>	<b>22.826</b>	19.678	<b>123.133</b>	<b>115.107</b>

Clerk of the Course.

Sig : Time :  
 Chief Timekeeper : Ian Sharp (SMART Timing)  
 Results available at [www.smart-timing.co.uk](http://www.smart-timing.co.uk) and [www.speedhive.com](http://www.speedhive.com)

Orbits





## KMSC National Motorcycle Racing AC

## Lapchart

**KMSC Formula 600**

**Knockhill 1.267 miles**

**Race 11 - 1st Race**

**28/07/2018 15:45**

**Race (8 Laps) started at 17:10:45**

Competitors	Laps									
	0	1	2	3	4	5	6	7	8	
Sam MUNRO (64)	1	64	69	64	69	64	64	64	64	64
Rory SKINNER (69)	2	69	64	69	64	69	69	69	69	69
William MONIE (12)	3	12	12	12	12	12	12	12	12	12
Lewis PATERSON (2)	4	2	2	2	2	1	1	1	1	2
Alan McGREGOR (26)	5	26	1	1	1	2	2	2	2	1
Bruce BIRNIE (1)	6	1	26	26	26	26	26	26	26	26
James McLAREN (55)	7	55	87	87	55	55	8	8	8	8
Steven ALLISON (87)	8	87	55	55	8	8	55	55	55	55
Paul BOWERBANK (28)	9	28	8	8	87	87	87	87	87	87
Jon DICKIE (8)	10	8	11	11	11	11	11	11	11	11
Barry STEWART (58)	11	58	28	28	28	28	28	28	28	28
Patrick FORMAN (11)	12	11	48	48	48	48	48	48	48	48
Steve HORNE (85)	13	85	27	27	27	85	85	85	85	85
Andrew DONALD (27)	14	27	58	58	85	27	27	27	27	27
Mark FARRELL (48)	15	48	85	85	58	52	58	58	58	58
James WILKEN (6)	16	6	52	52	52	58	52	52	52	76
Jim PURVIS (25)	17	25	6	6	6	6	76	76	76	52
John HODGE (52)	18	52	25	25	25	76	6	6	6	6
Richard DUNCAN (103)	19	103	103	103	76	103	103	103	103	103
Scott SMITH (82)	20	82	82	76	103	25	82	82	82	82
Graeme MacLEOD (23)	21	23	76	82	82	82	25	23	23	23
Steven BEATTIE (76)	22	76	23	23	23	23	23	25	45	45
Christopher SCOTT (92)	23	92	45	45	45	45	45	45	25	25
Adam SIMPSON (45)	24	45	92	92	92	92	92	92	92	92
Chris SPELLMAN (22)	25	22	22	22	22	22	22	22	22	22
Paul MARSHALL (278)	26	278								

**Clerk of the Course.**

**Sig :** \_\_\_\_\_ **Time :** \_\_\_\_\_  
**Chief Timekeeper : Ian Sharp (SMART Timing)**  
**Results available at [www.smart-timing.co.uk](http://www.smart-timing.co.uk) and [www.speedhive.com](http://www.speedhive.com)**

**Printed: 28/07/2018 17:23:34**

**Orbits**



**KMSC National Motorcycle Racing AC**


KMSC Formula 600

Knockhill 1.267 miles

Race 11 - 1st Race

28/07/2018 15:45

Race (8 Laps) started at 17:10:45



POLE POSITION

<b>3</b> 12 William MONIE	<b>2</b> 69 Rory SKINNER	<b>1</b> 64 Sam MUNRO	<b>1</b>
<b>6</b> 26 Alan McGREGOR	<b>5</b> 1 Bruce BIRNIE	<b>4</b> 2 Lewis PATERSON	<b>2</b>
<b>9</b> 8 Jon DICKIE	<b>8</b> 87 Steven ALLISON	<b>7</b> 55 James McLAREN	<b>3</b>
<b>12</b> 85 Steve HORNE	<b>11</b> 11 Patrick FORMAN	<b>10</b> 28 Paul BOWERBANK	<b>4</b>
<b>15</b> 58 Barry STEWART	<b>14</b> 27 Andrew DONALD	<b>13</b> 48 Mark FARRELL	<b>5</b>
<b>18</b> 82 Scott SMITH	<b>17</b> 25 Jim PURVIS	<b>16</b> 6 James WILKEN	<b>6</b>
<b>21</b> 45 Adam SIMPSON	<b>20</b> 103 Richard DUNCAN	<b>19</b> 52 John HODGE	<b>7</b>
<b>24</b> 76 Steven BEATTIE	<b>23</b> 22 Chris SPELLMAN	<b>22</b> 92 Christopher SCOTT	<b>8</b>
	<b>26</b> 23 Graeme MacLEOD	<b>25</b> 278 Paul MARSHALL	<b>9</b>

Clerk of the Course.

Orbits

Sig :                      Time :  
 Chief Timekeeper : Ian Sharp (SMART Timing)  
 Results available at [www.smart-timing.co.uk](http://www.smart-timing.co.uk) and [www.speedhive.com](http://www.speedhive.com)



# Race Results

## KMSC National Motorcycle Racing AC

Sorted on Laps

KMSC Superbikes &amp; KMSC Clubman

Knockhill 1.267 miles

Race 12 - 1st Race

28/07/2018 16:00

Race (8 Laps) started at 17:23:43

Pos	No.	Name	Make/Model	CC	Class	Laps	Total Tm	Diff	Best Tm	In Lap	Avg. Speed
1	99	Callum GRIGOR	Kawasaki	ZX10RR	SB	8	6:58.156		51.185	8	87.261
2	45	Ewan GRAY	Kawasaki	ZX10R	SB	8	6:59.790	1.634	51.257	3	86.921
3	94	Greg GILFILLAN	BMW	S1000RR	SB	8	6:59.961	1.805	51.182	3	86.886
4	72	Sean GILFILLAN	BMW	S1000RR	SB	8	7:00.231	2.075	50.682	3	86.830
5	1	Bruce BIRNIE	BMW	S1000RR	SB	8	7:01.801	3.645	51.018	4	86.507
6	32	John MacDONALD	Yamaha	R1	SB	8	7:14.664	16.508	52.653	3	83.947
7	18	Clint WALKER	BMW	S1000RR	C	8	7:17.940	19.784	53.163	3	83.319
8	71	Gavin JONES	Yamaha	R1	C	8	7:19.303	21.147	53.765	6	83.061
9	75	Charlie BUNYAN	Kawasaki	ZX10R	C	8	7:19.468	21.312	53.206	5	83.029
10	30	Alan RENNIE	Honda	Fireblade	C	8	7:23.692	25.536	54.253	5	82.239
11	17	Gordon MacDONALD	Suzuki	GSXR1000	C	8	7:27.364	29.208	53.709	4	81.564
12	122	David SUDDER	Suzuki	GSXR 1000	C	8	7:27.875	29.719	53.887	2	81.471
13	37	Steven PATTERSON	Kawasaki	ZX10R	C	8	7:29.977	31.821	54.203	6	81.090
14	67	Des BURNS	Kawasaki	ZX10R	C	8	7:32.266	34.110	55.068	6	80.680
15	69	Rodney SCOTT	BMW	S1000RR	SB	8	7:32.618	34.462	54.497	6	80.617
16	29	Andrew BUCHANAN	Yamaha	R1	C	8	7:35.758	37.602	55.053	7	80.062
17	26	Steven McINTYRE	Suzuki	GSXR1000	C	8	7:45.141	46.985	56.545	8	78.447
18	51	Callum JACKSON	Suzuki	GSXR1000	C	8	7:53.740	55.584	56.733	4	77.023
19	117	Joe HENDRIE	Yamaha	R1	SB	7	7:04.441	1 Lap	58.061	4	75.223
20	19	Nic BOYES	Ducati	848	SB	7	7:10.616	1 Lap	58.651	7	74.144
21	14	James CRAWFORD	Kawaskai	ZX10R	C	7	7:13.417	1 Lap	59.660	2	73.665

### Not classified

DNF	98	Christopher LIDDELL			C	5	4:47.815	DNF	55.442	2	79.237
DNF	41	Lukasz PIEC	BMW	S1000RR	C	3	2:58.719	DNF	54.765	3	76.563
DNF	52	Charlie FLETT	BMW	S1000RR	C	1	1:12.549	DNF	1:04.140	1	62.869
DNF	34	John DEAN	BMW	S1000RR	SB		5.592	DNF		0	-

Margin of Victory	Avg. Speed	Best Lap Tm	Best Speed	Best Lap by
1.634	87.261	50.682	89.994	72 - Sean GILFILLAN

Clerk of the Course.

Orbits

Sig : Time :

Chief Timekeeper : Ian Sharp (SMART Timing)

 Results available at [www.smart-timing.co.uk](http://www.smart-timing.co.uk) and [www.speedhive.com](http://www.speedhive.com)

Printed: 28/07/2018 17:39:41





## KMSC National Motorcycle Racing AC

KMSC Superbikes & KMSC Clubman

Knockhill 1.267 miles

Race 12 - 1st Race

28/07/2018 16:00

Race (8 Laps) started at 17:23:43

Lap	Time of Day	Lap Tm	S1	S2	S3	SFSpd	S1Spd	Lap	Time of Day	Lap Tm	S1	S2	S3	SFSpd	S1Spd
7	17:30:21.294	<b>55.299</b>	<b>15.172</b>	21.939	18.188	<b>138.939</b>	125.201								
8	17:31:16.480	<b>55.186</b>	15.670	21.430	18.086	131.070	126.380								
<b>(29) Andrew BUCHANAN</b>															
1	17:24:48.410	<b>57.479</b>	16.859	22.347	18.273	99.714	113.357								
2	17:25:43.679	<b>55.269</b>	15.867	21.130	18.272	<b>138.366</b>	121.352								
3	17:26:40.891	<b>57.212</b>	17.235	21.585	18.392	132.886	114.910								
4	17:27:36.425	<b>55.534</b>	15.837	21.581	<b>18.116</b>	133.150	117.733								
5	17:28:32.154	<b>55.729</b>	16.202	21.045	18.482	127.581	<b>122.908</b>								
6	17:29:27.882	<b>55.728</b>	<b>15.711</b>	21.343	18.674	135.298	118.565								
7	17:30:22.935	<b>55.053</b>	15.923	<b>20.877</b>	18.253	133.680	121.352								
8	17:31:19.620	<b>56.685</b>	16.872	21.395	18.418	132.362	116.506								
<b>(26) Steven McINTYRE</b>															
1	17:24:51.159	<b>59.942</b>	17.405	23.430	19.107	102.768	121.133								
2	17:25:47.965	<b>56.806</b>	<b>16.166</b>	21.701	18.939	131.584	120.049								
3	17:26:45.052	<b>57.087</b>	16.364	21.765	18.958	131.070	120.915								
4	17:27:41.770	<b>56.718</b>	16.267	<b>21.444</b>	19.007	134.484	<b>122.014</b>								
5	17:28:38.617	<b>56.847</b>	16.444	21.572	18.831	134.484	120.265								
6	17:29:35.421	<b>56.804</b>	16.367	21.628	18.809	134.215	119.409								
7	17:30:32.458	<b>57.037</b>	16.367	21.897	18.773	129.551	118.356								
8	17:31:29.003	<b>56.545</b>	16.239	21.567	<b>18.739</b>	<b>135.845</b>	116.912								
<b>(51) Callum JACKSON</b>															
1	17:24:54.301	<b>1:02.814</b>	18.847	24.383	19.584	99.419	103.242								
2	17:25:53.525	<b>59.224</b>	16.799	22.911	19.514	131.326	112.220								
3	17:26:50.803	<b>57.278</b>	16.960	21.623	<b>18.695</b>	123.360	117.321								
4	17:27:47.536	<b>56.733</b>	16.069	<b>21.460</b>	19.204	132.362	120.265								
5	17:28:45.278	<b>57.742</b>	16.416	21.750	19.576	<b>133.150</b>	118.775								
6	17:29:43.023	<b>57.745</b>	16.408	22.312	19.025	132.886	117.116								
7	17:30:40.319	<b>57.296</b>	<b>16.067</b>	21.984	19.245	133.150	119.621								
8	17:31:37.602	<b>57.283</b>	16.115	22.081	19.087	132.624	<b>120.697</b>								
<b>(117) Joe HENDRIE</b>															
1	17:24:54.285	<b>1:02.940</b>	18.804	23.918	20.218	98.688	104.692								
2	17:25:53.689	<b>59.404</b>	16.713	23.466	<b>19.225</b>	126.142	111.105								
3	17:26:52.425	<b>58.736</b>	16.837	22.260	19.639	124.968	111.474								
4	17:27:50.486	<b>58.061</b>	<b>16.225</b>	<b>21.984</b>	19.852	<b>131.584</b>	112.220								
5	17:28:50.492	<b>1:00.006</b>	17.099	23.155	19.752	126.142	<b>112.408</b>								
6	17:29:49.234	<b>58.742</b>	16.739	22.668	19.335	121.133	112.033								
7	17:30:48.303	<b>59.069</b>	16.309	22.781	19.979	126.618	112.220								
<b>(19) Nic BOYES</b>															
1	17:24:54.712	<b>1:02.987</b>	18.360	24.349	20.278	90.320	107.201								
2	17:25:54.299	<b>59.587</b>	17.041	23.141	<b>19.405</b>	118.147	107.372								
3	17:26:54.480	<b>1:00.181</b>	16.973	23.317	19.891	122.236	106.351								
4	17:27:54.607	<b>1:00.127</b>	17.091	22.849	20.187	123.360	107.201								
5	17:28:54.695	<b>1:00.088</b>	16.768	23.365	19.955	122.459	<b>108.238</b>								
6	17:29:55.827	<b>1:01.132</b>	16.761	24.130	20.241	<b>123.815</b>	106.183								
7	17:30:54.478	<b>58.651</b>	<b>16.692</b>	<b>22.490</b>	19.469	123.587	107.372								
<b>(14) James CRAWFORD</b>															
1	17:24:53.746	<b>1:02.358</b>	18.202	23.960	20.196	101.987	116.103								
2	17:25:53.406	<b>59.660</b>	17.014	<b>22.797</b>	19.849	130.306	<b>116.506</b>								
3	17:26:54.089	<b>1:00.683</b>	17.283	23.590	19.810	<b>131.326</b>	109.118								
4	17:27:54.085	<b>59.996</b>	17.091	22.828	20.077	126.380	115.703								
5	17:28:53.949	<b>59.864</b>	<b>16.837</b>	23.342	<b>19.685</b>	129.802	115.107								
6	17:29:56.319	<b>1:02.370</b>	17.193	24.051	21.126	128.559	114.518								
7	17:30:57.279	<b>1:00.960</b>	17.638	23.380	19.942	121.792	108.588								
<b>(98) Christopher LIDDELL</b>															
1	17:24:49.410	<b>58.492</b>	17.167	22.792	18.533	100.161	123.133								
2	17:25:44.852	<b>55.442</b>	15.806	21.488	18.148	135.571	122.236								
3	17:26:40.430	<b>55.578</b>	<b>15.558</b>	21.596	18.424	137.234	123.133								
4	17:27:36.128	<b>55.698</b>	15.640	21.974	<b>18.084</b>	<b>141.877</b>	118.147								
5	17:28:31.677	<b>55.549</b>	15.842	<b>21.477</b>	18.230	125.201	<b>123.587</b>								
<b>(41) Lukasz PIEC</b>															
1	17:24:51.202	<b>1:00.054</b>	17.739	23.570	18.745	102.768	111.846								
2	17:25:47.816	<b>56.614</b>	16.553	21.819	18.242	127.098	117.321								
3	17:26:42.581	<b>54.765</b>	15.866	<b>20.736</b>	<b>18.163</b>	129.551	118.565								
<b>(52) Charlie FLETT</b>															
1	17:24:56.411	<b>1:04.140</b>	18.593			93.857	99.125								

Clerk of the Course.

Sig : Time :

Chief Timekeeper : Ian Sharp (SMART Timing)

Results available at [www.smart-timing.co.uk](http://www.smart-timing.co.uk) and [www.speedhive.com](http://www.speedhive.com)

Printed: 28/07/2018 17:40:03

Orbits





## KMSC National Motorcycle Racing AC

Lapchart

**KMSC Superbikes & KMSC Clubman**

**Knockhill 1.267 miles**

**Race 12 - 1st Race**

**28/07/2018 16:00**

**Race (8 Laps) started at 17:23:43**

Competitors	Laps									
	0	1	2	3	4	5	6	7	8	
Callum GRIGOR (99)	1	99	99	99	99	45	45	99	99	99
Ewan GRAY (45)	2	45	45	45	45	99	99	45	45	45
Greg GILFILLAN (94)	3	94	94	94	94	94	94	94	94	94
Sean GILFILLAN (72)	4	72	1	72	72	72	72	72	72	72
John DEAN (34)	5	34	72	1	1	1	1	1	1	1
Bruce BIRNIE (1)	6	1	32	32	32	32	32	32	32	32
John MacDONALD (32)	7	32	30	18	18	18	18	18	18	18
Alan RENNIE (30)	8	30	18	30	71	71	71	71	71	71
Charlie BUNYAN (75)	9	75	71	71	30	30	75	75	75	75
Gavin JONES (71)	10	71	75	75	75	75	30	30	30	30
David SUDDER (122)	11	122	122	122	122	122	122	122	122	17
Clint WALKER (18)	12	18	67	67	67	17	17	17	17	122
Rodney SCOTT (69)	13	69	69	69	17	67	67	37	37	37
Des BURNS (67)	14	67	29	29	69	69	37	67	67	67
Christopher LIDDELL (98)	15	98	37	37	37	37	69	69	69	69
Andrew BUCHANAN (29)	16	29	98	17	98	98	98	29	29	29
Gordon MacDONALD (17)	17	17	17	98	29	29	29	29	26	26
Lukasz PIEC (41)	18	41	26	41	41	26	26	51	51	51
Steven McINTYRE (26)	19	26	41	26	26	51	51	117	117	117
Joe HENDRIE (117)	20	117	14	14	51	117	117	19	19	19
James CRAWFORD (14)	21	14	117	51	117	14	14	14	14	14
Callum JACKSON (51)	22	51	51	117	14	19	19			
Steven PATTERSON (37)	23	37	19	19	19					
Nic BOYES (19)	24	19	52							
Charlie FLETT (52)	25	52								

Clerk of the Course.

Sig : Time :

Chief Timekeeper : Ian Sharp (SMART Timing)

Results available at [www.smart-timing.co.uk](http://www.smart-timing.co.uk) and [www.speedhive.com](http://www.speedhive.com)

Printed: 28/07/2018 17:40:37

Orbits



## KMSC National Motorcycle Racing AC


KMSC Superbikes & KMSC Clubman

Knockhill 1.267 miles

Race 19 - 2nd Race - AMENDED GRID

29/07/2018 11:15

Race (10 Laps)



AMENDED GRID - Bike No.10 added to back of grid

POLE POSITION

3	2	1	
94 Greg GILFILLAN	45 Ewan GRAY	99 Callum GRIGOR	1
6	5	4	2
32 John MacDONALD	1 Bruce BIRNIE	72 Sean GILFILLAN	
9	8	7	3
75 Charlie BUNYAN	71 Gavin JONES	18 Clint WALKER	
12	11	10	4
122 David SUDDER	17 Gordon MacDONALD	30 Alan RENNIE	
15	14	13	5
69 Rodney SCOTT	67 Des BURNS	37 Steven PATTERSON	
18	17	16	6
51 Callum JACKSON	26 Steven McINTYRE	29 Andrew BUCHANAN	
21	20	19	7
14 James CRAWFORD	19 Nic BOYES	117 Joe HENDRIE	
24	23	22	8
52 Charlie FLETT	41 Lukasz PIEC	98 Christopher LIDDELL	
	26	25	9
	10 John McGUINNESS	34 John DEAN	

Clerk of the Course.

Orbits

Sig : Time :  
 Chief Timekeeper : Ian Sharp (SMART Timing)  
 Results available at [www.smart-timing.co.uk](http://www.smart-timing.co.uk) and [www.speedhive.com](http://www.speedhive.com)



# Race Results

## KMSC National Motorcycle Racing AC

Sorted on Laps

KMSC Sidecars

Knockhill 1.267 miles

Race 12a - 1st Race - Re-Start

28/07/2018 16:20

Race (6 Laps) started at 17:50:32

Pos	No.	Name	Make/Model	CC	Class	Laps	Total Tm	Diff	Best Tm	In Lap	Avg. Speed
1	8	BELL / MAYHEW	LCR Suzuki	1000	SC	6	6:04.002		59.107	2	75.182
2	93	KIRKUP / SADLER	Windle Suzuki	600	SC	6	6:09.227	5.225	59.859	3	74.119
3	19	ROBINSON / GRAVEL		LCR F2 600	SC	6	6:11.146	7.144	59.683	5	73.735
4	964	ANDERSON / HUGHES	Baker	R1	SC	6	6:18.326	14.324	1:01.090	4	72.336
5	114	AMOS / PRING	Suzuki Windle	GSXR1000	SC	6	6:25.081	21.079	1:01.492	3	71.067
6	7	ZAKARAUSKAS / STEPHEI	Suzuki	LCR F2	SC	6	6:39.874	35.872	1:04.739	4	68.438
7	56	McKAY / SZANEL	Ireson Suzuki	750	SC	6	7:06.970	1:02.968	1:08.466	2	64.095
Not classified											
DNF	22	LITHGOW / BRUNTON	Shelbourne RR	600	SC	2	2:17.972	DNF	1:04.371	2	66.116
DNS	11	MAYHEW / TAYLOR	Ireson Honda	600	SC			DNS		0	-
DNS	50	BROWNE / SOUTER	Ireson Suzuki	750	SC			DNS		0	-

Margin of Victory	Avg. Speed	Best Lap Tm	Best Speed	Best Lap by
5.225	75.182	59.107	77.167	8 - BELL / MAYHEW

Clerk of the Course.

Orbits

Sig : Time :

Chief Timekeeper : Ian Sharp (SMART Timing)

 Results available at [www.smart-timing.co.uk](http://www.smart-timing.co.uk) and [www.speedhive.com](http://www.speedhive.com)

Printed: 28/07/2018 18:01:17



## KMSC National Motorcycle Racing AC

KMSC Sidecars

Knockhill 1.267 miles

Race 12a - 1st Race - Re-Start

28/07/2018 16:20

Race (6 Laps) started at 17:50:32

Lap	Time of Day	Lap Tm	S1	S2	S3	SFSpd	S1Spd	Lap	Time of Day	Lap Tm	S1	S2	S3	SFSpd	S1Spd
<b>(8) BELL / MAYHEW</b>															
1	17:51:37.571	<b>1:00.104</b>	17.482	23.397	19.225	89.477	105.681								
2	17:52:36.678	<b>59.107</b>	17.194	<b>22.874</b>	19.039	129.802	108.588								
3	17:53:35.799	<b>59.121</b>	17.167	22.920	<b>19.034</b>	131.842	<b>111.474</b>								
4	17:54:35.593	<b>59.794</b>	<b>17.093</b>	22.917	19.784	128.559	108.064								
5	17:55:35.347	<b>59.754</b>	17.397	23.014	19.343	123.133	103.242								
6	17:56:36.015	<b>1:00.668</b>	17.528	23.437	19.703	<b>132.886</b>	99.714								
<b>(93) KIRKUP / SADLER</b>															
1	17:51:40.438	<b>1:02.531</b>	18.753	23.437	20.341	79.511	<b>98.398</b>								
2	17:52:40.337	<b>59.899</b>	17.328	<b>22.514</b>	20.057	117.321	97.967								
3	17:53:40.196	<b>59.859</b>	16.941	22.665	20.253	<b>117.733</b>	98.111								
4	17:54:40.464	<b>1:00.268</b>	17.268	22.764	20.236	116.912	96.281								
5	17:55:40.424	<b>59.960</b>	17.283	22.725	<b>19.952</b>	116.304	97.682								
6	17:56:41.240	<b>1:00.816</b>	<b>16.886</b>	23.178	20.752	116.912	97.257								
<b>(19) ROBINSON / GRAVEL</b>															
1	17:51:40.703	<b>1:02.121</b>	18.466	23.528	20.127	86.814	97.682								
2	17:52:41.661	<b>1:00.958</b>	17.385	23.369	20.204	115.903	98.543								
3	17:53:42.942	<b>1:01.281</b>	17.416	23.289	20.576	117.526	100.611								
4	17:54:43.752	<b>1:00.810</b>	17.234	23.014	20.562	115.703	100.310								
5	17:55:43.435	<b>59.683</b>	17.401	<b>22.519</b>	19.763	117.733	100.460								
6	17:56:43.159	<b>59.724</b>	<b>17.175</b>	22.895	<b>19.654</b>	<b>119.196</b>	<b>101.524</b>								
<b>(964) ANDERSON / HUGHES</b>															
1	17:51:40.189	<b>1:02.373</b>	18.669			83.260	97.399								
2	17:52:41.576	<b>1:01.387</b>	17.638			<b>117.733</b>	96.005								
3	17:53:42.698	<b>1:01.122</b>	17.424			115.703	<b>98.398</b>								
4	17:54:43.788	<b>1:01.090</b>	<b>17.388</b>			116.506	96.836								
5	17:55:46.172	<b>1:02.384</b>	17.634			114.518	95.188								
6	17:56:50.339	<b>1:04.167</b>	17.726	<b>24.077</b>	<b>22.364</b>	111.474	95.323								
<b>(114) AMOS / PRING</b>															
1	17:51:44.964	<b>1:07.001</b>	20.850	24.544	21.607	82.341	98.111								
2	17:52:47.838	<b>1:02.874</b>	18.152	24.543	<b>20.179</b>	109.296	98.543								
3	17:53:49.330	<b>1:01.492</b>	<b>17.493</b>	<b>23.702</b>	20.297	117.116	104.366								
4	17:54:51.495	<b>1:02.165</b>	18.004	23.878	20.283	115.107	102.454								
5	17:55:54.118	<b>1:02.623</b>	17.827	23.970	20.826	<b>120.265</b>	101.524								
6	17:56:57.094	<b>1:02.976</b>	18.271	24.114	20.591	115.504	<b>105.515</b>								
<b>(7) ZAKARAUSKAS / STEPHEN</b>															
1	17:51:44.723	<b>1:06.116</b>	19.615	<b>24.805</b>	21.696	82.747	93.076								
2	17:52:50.779	<b>1:06.056</b>	18.148	25.923	21.985	112.597	95.053								
3	17:53:56.108	<b>1:05.329</b>	18.080	25.582	21.667	113.549	94.518								
4	17:55:00.847	<b>1:04.739</b>	<b>17.803</b>	25.417	<b>21.519</b>	113.935	<b>96.143</b>								
5	17:56:06.180	<b>1:05.333</b>	17.957	25.471	21.905	<b>116.103</b>	94.785								
6	17:57:11.887	<b>1:05.707</b>	18.054	25.679	21.974	115.504	94.385								
<b>(56) MCKAY / SZANEL</b>															
1	17:51:49.258	<b>1:09.510</b>	20.436	26.509	22.565	80.950	92.435								
2	17:52:57.724	<b>1:08.466</b>	19.817	<b>26.320</b>	<b>22.329</b>	<b>111.105</b>	91.677								
3	17:54:08.062	<b>1:10.338</b>	19.807	27.489	23.042	109.474	89.596								
4	17:55:18.451	<b>1:10.389</b>	<b>19.658</b>	27.583	23.148	105.349	<b>92.818</b>								
5	17:56:28.837	<b>1:10.386</b>	20.092	27.384	22.910	103.561	89.477								
6	17:57:38.983	<b>1:10.146</b>	20.143	27.094	22.909	109.474	87.494								
<b>(22) LITHGOW / BRUNTON</b>															
1	17:51:45.614	<b>1:06.569</b>	19.444	25.443	21.682	79.230	91.552								
2	17:52:49.985	<b>1:04.371</b>	18.375	25.074	<b>20.922</b>	<b>112.976</b>	<b>96.558</b>								

Clerk of the Course.

Sig : Time :

Chief Timekeeper : Ian Sharp (SMART Timing)

 Results available at [www.smart-timing.co.uk](http://www.smart-timing.co.uk) and [www.speedhive.com](http://www.speedhive.com)

Printed: 28/07/2018 18:01:36

Orbits



## KMSC National Motorcycle Racing AC

Lapchart

KMSC Sidecars

Knockhill 1.267 miles

Race 12a - 1st Race - Re-Start

28/07/2018 16:20

Race (6 Laps) started at 17:50:32

Competitors	Laps						
	0	1	2	3	4	5	6
BELL / MAYHEW (8)	1	8	8	8	8	8	8
ANDERSON / HUGHES (964)	2	964	964	93	93	93	93
KIRKUP / SADLER (93)	3	93	93	964	964	19	19
AMOS / PRING (114)	4	114	19	19	19	964	964
ROBINSON / GRAVEL (19)	5	19	7	114	114	114	114
ZAKARAUSKAS / STEPHEN (7)	6	7	114	22	7	7	7
LITHGOW / BRUNTON (22)	7	22	22	7	56	56	56
McKAY / SZANEL (56)	8	56	56	56			
-	9						
-	10						

Clerk of the Course.

Orbits

Sig : Time :

Chief Timekeeper : Ian Sharp (SMART Timing)

 Results available at [www.smart-timing.co.uk](http://www.smart-timing.co.uk) and [www.speedhive.com](http://www.speedhive.com)

Printed: 28/07/2018 18:02:11





## KMSC National Motorcycle Racing AC


KMSC Sidecars

Knockhill 1.267 miles

Race 20 - 2nd Race

29/07/2018 11:30

Race (10 Laps)



POLE POSITION

<b>2</b>	93 KIRKUP / SADLER
<b>4</b>	964 ANDERSON / HUGHES
<b>6</b>	7 ZAKARAUSKAS / STEPHEN
<b>8</b>	22 LITHGOW / BRUNTON
<b>10</b>	50 BROWNE / SOUTER

<b>1</b>	8 BELL / MAYHEW
<b>3</b>	19 ROBINSON / GRAVEL
<b>5</b>	114 AMOS / PRING
<b>7</b>	56 McKAY / SZANEL
<b>9</b>	11 MAYHEW / TAYLOR

**1**  
**2**  
**3**  
**4**  
**5**

Clerk of the Course.

Sig :                      Time :

Chief Timekeeper : Ian Sharp (SMART Timing)

Results available at [www.smart-timing.co.uk](http://www.smart-timing.co.uk) and [www.speedhive.com](http://www.speedhive.com)

Printed: 28/07/2018 18:00:15

Orbits



# Race Results

## KMSC National Motorcycle Racing AC

Sorted on Laps

KMSC Pre-Injection 600

Knockhill 1.267 miles

Race 14 - 1st Race

28/07/2018 16:30

Race (8 Laps) started at 18:03:17

Pos	No.	Name	Make/Model	CC	Class	Laps	Total Tm	Diff	Best Tm	In Lap	Avg. Speed
1	22	William MASON	Yamaha	R6 600	PI6	8	7:23.182		53.968	6	82.334
2	41	Kieran MURRAY	Yamaha	R6 600	PI6	8	7:23.353	0.171	54.199	6	82.302
3	8	Patryk MOTYKA	Yamaha	R6 600	PI6	8	7:30.152	6.970	54.985	7	81.059
4	60	Dougie BROWN	Yamaha	R6 600	PI6	8	7:44.484	21.302	56.870	8	78.558
5	95	Michael MacKINNON	Yamaha	R6 600	PI6	8	7:45.872	22.690	56.660	5	78.324
6	21	Andy LOCK	Yamaha	R6 600	PI6	8	7:46.980	23.798	56.420	5	78.138
7	70	Simon HARDY	Yamaha	R6 600	PI6	8	7:47.104	23.922	56.782	8	78.117
8	32	John MacDONALD	Yamaha	R1	PI6	8	7:48.184	25.002	56.664	6	77.937
9	38	Mark LANGLANDS	Yamaha	R6 600	PI6	8	7:59.008	35.826	58.321	3	76.176
10	92	Andrew CRAIGMILE	Yamaha	R6 600	PI6	8	7:59.110	35.928	57.237	8	76.159
11	93	Lee SEAGER	Yamaha	ZX6R Ninja	PI6	8	7:59.124	35.942	57.386	7	76.157
12	88	Andrew JONES-LOFTING	Honda	CBR600FX	PI6	8	8:16.930	53.748	59.977	8	73.428
13	31	Darren ANDERSON	Kawasaki	ZXR 600	PI6	8	8:17.259	54.077	1:00.043	8	73.380
14	117	Scott MILNE	Yamaha	R6	PI6	7	7:26.261	1 Lap	1:02.069	3	71.545
15	23	Paul REID	Honda	CBR600	PI6	7	7:33.052	1 Lap	1:02.987	3	70.472

### Not classified

DNF	54	Cameron ROBB	Yamaha	R6 600	PI6	3	2:59.524	DNF	56.398	3	76.220
DNF	75	Harry PULLAR	Yamaha	R6 600	PI6	2	1:58.210	DNF	55.423	2	77.169
DNS	51	Neil MUNRO	Yamaha	R6 600	PI6			DNS		0	-
DNS	15	Jon DICKIE	Yamaha	R6 600	PI6			DNS		0	-
DNS	17	Gary WHITEFORD	Kawasaki	ZX6R	PI6			DNS		0	-
DNS	68	Paul WISHART	Yamaha	R6 600	PI6			DNS		0	-

### Announcements

Bike No's 22 &amp; 92 - No transponders - Please fix before next session.

Margin of Victory	Avg. Speed	Best Lap Tm	Best Speed	Best Lap by
0.171	82.334	53.968	84.515	22 - William MASON

Clerk of the Course.

Orbits

Sig : Time :

Chief Timekeeper : Ian Sharp (SMART Timing)

 Results available at [www.smart-timing.co.uk](http://www.smart-timing.co.uk) and [www.speedhive.com](http://www.speedhive.com)

Printed: 28/07/2018 18:16:02



## KMSC National Motorcycle Racing AC

**KMSC Pre-Injection 600**
**Knockhill 1.267 miles**
**Race 14 - 1st Race**
**28/07/2018 16:30**
**Race (8 Laps) started at 18:03:17**

Lap	Time of Day	Lap Tm	S1	S2	S3	SFSpd	S1Spd	Lap	Time of Day	Lap Tm	S1	S2	S3	SFSpd	S1Spd
<b>(22) William MASON</b>															
1	18:04:18.520	<b>55.769</b>						3	18:06:18.646	<b>58.622</b>	16.821	22.135	19.666	<b>125.435</b>	103.561
2	18:05:13.111	<b>54.591</b>						4	18:07:17.036	<b>58.390</b>	17.084	21.569	19.737	123.133	<b>105.681</b>
3	18:06:07.957	<b>54.846</b>						5	18:08:14.432	<b>57.396</b>	16.775	21.404	19.217	124.273	102.768
4	18:07:02.554	<b>54.597</b>						6	18:09:11.096	<b>56.664</b>	16.597	<b>21.120</b>	<b>18.947</b>	122.014	103.721
5	18:07:57.368	<b>54.814</b>						7	18:10:08.109	<b>57.013</b>	<b>16.390</b>	21.194	19.429	125.201	105.349
6	18:08:51.336	<b>53.968</b>						8	18:11:05.490	<b>57.381</b>	16.753	21.536	19.092	123.815	103.882
7	18:09:46.015	<b>54.679</b>						<b>(38) Mark LANGLANDS</b>							
8	18:10:40.488	<b>54.473</b>						1	18:04:25.359	<b>1:01.233</b>	17.920	23.168	20.145	91.802	<b>108.588</b>
<b>(41) Kieran MURRAY</b>															
1	18:04:18.160	<b>55.655</b>	16.359	20.890	18.406	89.596	112.220	2	18:05:24.038	<b>58.679</b>	17.288	<b>21.829</b>	19.562	127.581	106.859
2	18:05:12.645	<b>54.485</b>	15.771	20.590	18.124	134.215	112.786	3	18:06:22.359	<b>58.321</b>	<b>16.653</b>	<b>22.032</b>	19.636	127.581	107.890
3	18:06:07.173	<b>54.528</b>	15.989	20.451	18.088	133.415	113.357	4	18:07:21.110	<b>58.751</b>	16.659	22.280	19.812	125.905	107.890
4	18:07:02.066	<b>54.893</b>	15.832	20.663	18.398	132.624	113.357	5	18:08:19.851	<b>58.741</b>	16.830	22.264	19.647	128.068	105.349
5	18:07:57.398	<b>55.332</b>	16.094	20.411	18.827	133.415	113.549	6	18:09:18.390	<b>58.539</b>	16.876	22.114	<b>19.549</b>	126.380	107.030
6	18:08:51.597	<b>54.199</b>	15.769	20.352	18.078	135.845	113.357	7	18:10:17.630	<b>59.240</b>	17.065	22.178	19.997	<b>128.313</b>	106.859
7	18:09:46.034	<b>54.437</b>	<b>15.574</b>	<b>20.305</b>	18.558	<b>136.954</b>	114.518	8	18:11:16.314	<b>58.684</b>	16.724	22.061	19.899	126.142	108.413
8	18:10:40.659	<b>54.625</b>	15.578	20.976	<b>18.071</b>	136.398	<b>115.504</b>	<b>(92) Andrew CRAIGMILE</b>							
<b>(8) Patryk MOTYKA</b>															
1	18:04:19.578	<b>56.826</b>	17.093	21.170	18.563	89.120	<b>111.660</b>	1	18:04:27.217	<b>1:03.090</b>					
2	18:05:15.248	<b>55.670</b>	16.245	20.987	18.438	130.053	108.941	2	18:05:26.764	<b>59.547</b>					
3	18:06:10.449	<b>55.201</b>	15.752	20.942	18.507	131.070	111.290	3	18:06:26.883	<b>1:00.119</b>					
4	18:07:05.618	<b>55.169</b>	15.775	20.943	18.451	130.560	110.193	4	18:07:25.600	<b>58.717</b>					
5	18:08:01.202	<b>55.584</b>	15.925	21.193	18.466	132.102	108.413	5	18:08:24.350	<b>58.750</b>					
6	18:08:56.607	<b>55.405</b>	15.881	21.150	<b>18.374</b>	129.302	108.764	6	18:09:21.859	<b>57.509</b>					
7	18:09:51.592	<b>54.985</b>	15.624	<b>20.899</b>	18.462	132.102	<b>110.922</b>	7	18:10:19.179	<b>57.320</b>					
8	18:10:47.458	<b>55.866</b>	<b>15.617</b>	21.710	18.539	<b>133.680</b>	111.105	8	18:11:16.416	<b>57.237</b>					
<b>(60) Dougie BROWN</b>															
1	18:04:21.737	<b>58.751</b>	17.376	21.984	19.391	90.442	111.290	<b>(93) Lee SEAGER</b>							
2	18:05:19.155	<b>57.418</b>	16.320	21.587	19.511	130.306	112.033	1	18:04:26.615	<b>1:02.238</b>	18.485	23.207	20.546	93.857	<b>107.890</b>
3	18:06:16.301	<b>57.146</b>	16.275	21.596	19.275	132.362	<b>112.220</b>	2	18:05:27.346	<b>1:00.731</b>	17.122	23.162	20.447	125.905	105.848
4	18:07:13.540	<b>57.239</b>	16.335	21.614	19.290	130.306	110.922	3	18:06:27.152	<b>59.806</b>	18.004	22.213	19.589	127.098	107.544
5	18:08:10.510	<b>56.970</b>	16.310			129.302	107.201	4	18:07:25.674	<b>58.522</b>	17.087	21.812	19.623	128.805	107.030
6	18:09:07.436	<b>56.926</b>	16.427	21.557	<b>18.942</b>	130.814	110.739	5	18:08:23.435	<b>57.761</b>	16.766	21.487	19.508	<b>129.302</b>	106.351
7	18:10:04.920	<b>57.484</b>	16.551	21.756	19.177	129.551	111.474	6	18:09:21.430	<b>57.995</b>	16.685	21.815	<b>19.495</b>	127.098	102.768
8	18:11:01.790	<b>56.870</b>	<b>16.138</b>	<b>21.492</b>	19.240	<b>132.886</b>	110.374	7	18:10:18.816	<b>57.386</b>	16.614	<b>21.270</b>	19.502	128.068	105.848
<b>(95) Michael MacKINNON</b>															
1	18:04:22.466	<b>58.832</b>	17.356	22.040	19.436	91.303	<b>108.064</b>	8	18:11:16.430	<b>57.614</b>	<b>16.447</b>	21.458	19.709	127.339	107.201
2	18:05:19.626	<b>57.160</b>	16.199	21.752	19.209	<b>130.053</b>	106.689	<b>(88) Andrew JONES-LOFTING</b>							
3	18:06:16.850	<b>57.224</b>	16.187	21.570	19.467	129.551	107.201	1	18:04:26.690	<b>1:02.721</b>	18.278	23.628	20.815	91.928	105.515
4	18:07:14.630	<b>57.780</b>	16.527	21.873	19.380	126.857	107.890	2	18:05:28.073	<b>1:01.383</b>	17.848	23.185	20.350	130.814	103.402
5	18:08:11.290	<b>56.660</b>	16.245	<b>21.349</b>	<b>19.066</b>	127.581	107.030	3	18:06:29.162	<b>1:01.089</b>	17.858	23.216	<b>20.015</b>	128.805	104.692
6	18:09:08.701	<b>57.411</b>	16.435	21.612	19.364	128.313	106.520	4	18:07:31.310	<b>1:02.148</b>	16.966	24.734	20.448	129.802	105.184
7	18:10:05.765	<b>57.064</b>	<b>16.134</b>	21.581	19.349	127.581	107.544	5	18:08:32.728	<b>1:01.418</b>	17.583	23.416	20.419	123.815	102.926
8	18:11:03.178	<b>57.413</b>	16.162	21.839	19.412	126.857	107.890	6	18:09:34.024	<b>1:01.296</b>	17.245	23.861	20.190	127.824	103.561
<b>(21) Andy LOCK</b>															
1	18:04:23.948	<b>1:00.840</b>	18.215	23.326	19.299	90.809	107.890	7	18:10:34.259	<b>1:00.235</b>	17.369	<b>22.711</b>	20.155	<b>131.326</b>	104.856
2	18:05:21.324	<b>57.376</b>	16.362	21.911	19.103	131.326	111.846	8	18:11:34.236	<b>59.977</b>	<b>16.935</b>	22.967	20.075	129.551	<b>106.859</b>
3	18:06:18.490	<b>57.166</b>	16.203	21.839	19.124	130.814	<b>112.408</b>	<b>(31) Darren ANDERSON</b>							
4	18:07:16.339	<b>57.849</b>	16.039	22.352	19.458	131.326	112.408	1	18:04:27.960	<b>1:03.362</b>	18.958	23.736	20.668	83.054	103.561
5	18:08:12.759	<b>56.420</b>	16.126	<b>21.389</b>	<b>18.905</b>	132.624	109.653	2	18:05:28.970	<b>1:01.010</b>	17.891	22.790	20.329	107.201	105.848
6	18:09:10.257	<b>57.498</b>	16.103	22.053	19.342	<b>134.215</b>	109.832	3	18:06:30.058	<b>1:01.088</b>	17.551	23.501	20.036	114.518	105.515
7	18:10:07.384	<b>57.127</b>	16.050	21.873	19.204	133.680	110.012	4	18:07:31.789	<b>1:01.731</b>	17.985	23.510	20.236	111.290	104.043
8	18:11:04.286	<b>56.902</b>	<b>15.877</b>	21.767	19.258	132.624	111.660	5	18:08:33.097	<b>1:01.308</b>	17.687	23.247	20.374	110.556	103.721
<b>(70) Simon HARDY</b>															
1	18:04:23.525	<b>1:00.189</b>	18.261	22.649	19.279	92.054	110.556	6	18:09:34.360	<b>1:01.263</b>	18.116	23.333	<b>19.814</b>	110.739	104.692
2	18:05:20.963	<b>57.438</b>	16.279	21.988	19.171	126.380	108.764	7	18:10:34.522	<b>1:00.162</b>	17.446	22.834	<b>19.882</b>	<b>117.733</b>	<b>108.064</b>
3	18:06:17.820	<b>56.857</b>	<b>16.075</b>	21.727	19.055	127.824	111.846	8	18:11:34.565	<b>1:00.043</b>	<b>17.364</b>	<b>22.558</b>	20.121	116.912	104.529
4	18:07:16.406	<b>58.586</b>	16.495	22.152	19.939	124.504	112.408	<b>(117) Scott MILNE</b>							
5	18:08:13.361	<b>56.955</b>	16.202	21.659	19.094	<b>129.302</b>	<b>112.597</b>	1	18:04:28.781	<b>1:03.633</b>	19.026	<b>24.075</b>	20.532	91.179	100.914
6	18:09:10.448	<b>57.087</b>	16.256	21.674	19.157	127.339	109.653	2	18:05:31.428	<b>1:02.647</b>	17.492	24.730	20.425	121.572	105.184
7	18:10:07.628	<b>57.180</b>	16.231	21.751	19.198	128.559	112.220	3	18:06:33.497	<b>1:02.069</b>	17.768	24.136	<b>20.165</b>	<b>123.587</b>	101.832
8	18:11:04.410	<b>56.782</b>	16.240	<b>21.647</b>	<b>18.895</b>	125.670	112.220	4	18:07:36.481	<b>1:02.984</b>	17.764	24.608	20.612	122.236	100.310
<b>(32) John MacDONALD</b>															
1	18:04:22.988	<b>1:00.029</b>	18.286	22.182	19.561	88.183	104.692	5	18:08:38.789	<b>1:02.308</b>	17.901	24.182	20.225	120.697	100.310
2	18:05:20.024	<b>57.036</b>	16.468	21.427	19.141	124.968	104.856	6	18:09:41.299	<b>1:02.510</b>	17.927				

## KMSC National Motorcycle Racing AC

KMSC Pre-Injection 600

Knockhill 1.267 miles

Race 14 - 1st Race

28/07/2018 16:30

Race (8 Laps) started at 18:03:17

Lap	Time of Day	Lap Tm	S1	S2	S3	SFSpd	S1Spd	Lap	Time of Day	Lap Tm	S1	S2	S3	SFSpd	S1Spd
<b>(54) Cameron ROBB</b>															
1	18:04:23.125	<b>59.973</b>	18.136	22.580	19.257	86.702	112.220								
2	18:05:20.432	<b>57.307</b>	16.366	22.000	<b>18.941</b>	127.581	<b>114.323</b>								
3	18:06:16.830	<b>56.398</b>	<b>16.212</b>	<b>21.147</b>	19.039	<b>131.070</b>	111.105								
<b>(75) Harry PULLAR</b>															
1	18:04:20.093	<b>57.226</b>	17.423	21.232	18.571	89.358	111.290								
2	18:05:15.516	<b>55.423</b>	16.020	<b>20.957</b>	<b>18.446</b>	<b>133.415</b>	<b>115.305</b>								

Clerk of the Course.

Orbits

Sig : Time :

Chief Timekeeper : Ian Sharp (SMART Timing)

 Results available at [www.smart-timing.co.uk](http://www.smart-timing.co.uk) and [www.speedhive.com](http://www.speedhive.com)

Printed: 28/07/2018 18:17:13



## KMSC National Motorcycle Racing AC

Lapchart

**KMSC Pre-Injection 600**

Knockhill 1.267 miles

**Race 14 - 1st Race**

28/07/2018 16:30

**Race (8 Laps) started at 18:03:17**

Competitors	Laps								
	0	1	2	3	4	5	6	7	8
Kieran MURRAY (41)	1	41	41	41	41	22	22	22	22
William MASON (22)	2	22	22	22	22	41	41	41	41
Patryk MOTYKA (8)	3	8	8	8	8	8	8	8	8
Harry PULLAR (75)	4	75	75	60	60	60	60	60	60
John MacDONALD (32)	5	32	60	60	54	95	95	95	95
Dougie BROWN (60)	6	60	95	95	95	21	21	21	21
Andy LOCK (21)	7	21	32	32	70	70	70	70	70
Cameron ROBB (54)	8	54	54	54	21	32	32	32	32
Simon HARDY (70)	9	70	70	70	32	38	38	38	38
Michael MacKINNON (95)	10	95	21	21	38	92	93	93	92
Andrew JONES-LOFTING (88)	11	88	38	38	92	93	92	92	93
Paul REID (23)	12	23	93	92	93	88	88	88	88
Mark LANGLANDS (38)	13	38	88	93	88	31	31	31	31
Andrew CRAIGMILE (92)	14	92	92	88	31	117	117	117	117
Lee SEAGER (93)	15	93	31	31	117	23	23	23	23
Darren ANDERSON (31)	16	31	23	117	23				
Scott MILNE (117)	17	117	117	23					
-	18								
-	19								
-	20								
-	21								

Clerk of the Course.

Orbits

Sig :                      Time :  
 Chief Timekeeper : Ian Sharp (SMART Timing)  
 Results available at [www.smart-timing.co.uk](http://www.smart-timing.co.uk) and [www.speedhive.com](http://www.speedhive.com)





## KMSC National Motorcycle Racing AC


KMSC Pre-Injection 600

Knockhill 1.267 miles

Race 21 - 2nd Race

29/07/2018 11:45

Race (10 Laps)



POLE POSITION

<b>3</b> 8 Patryk MOTYKA	<b>2</b> 41 Kieran MURRAY	<b>1</b> 22 William MASON	<b>1</b>
<b>6</b> 21 Andy LOCK	<b>5</b> 95 Michael MacKINNON	<b>4</b> 60 Dougie BROWN	<b>2</b>
<b>9</b> 38 Mark LANGLANDS	<b>8</b> 32 John MacDONALD	<b>7</b> 70 Simon HARDY	<b>3</b>
<b>12</b> 88 Andrew JONES-LOFTING	<b>11</b> 93 Lee SEAGER	<b>10</b> 92 Andrew CRAIGMILE	<b>4</b>
<b>15</b> 23 Paul REID	<b>14</b> 117 Scott MILNE	<b>13</b> 31 Darren ANDERSON	<b>5</b>
<b>18</b> 51 Neil MUNRO	<b>17</b> 75 Harry PULLAR	<b>16</b> 54 Cameron ROBB	<b>6</b>
<b>21</b> 68 Paul WISHART	<b>20</b> 17 Gary WHITEFORD	<b>19</b> 15 Jon DICKIE	<b>7</b>

Clerk of the Course.

Orbits

Sig : Time :

Chief Timekeeper : Ian Sharp (SMART Timing)

Results available at [www.smart-timing.co.uk](http://www.smart-timing.co.uk) and [www.speedhive.com](http://www.speedhive.com)

Printed: 28/07/2018 18:18:31



# Qualifying Results

**KMSC National Motorcycle Racing AC**
**Sorted on best lap time**
**Scottish Championship Lightweights**
**Knockhill 1.267 miles**
**Warm Up**
**29/07/2018 08:30**
**Practice (10:00 Time) started at 8:40:13**

Pos	No.	Name	Make/Model	CC	Class	Laps	Best Tm	In Lap	Diff	Avg. Speed
<b>KMSC Formula 125</b>										
1	22	Ross MAGUIRE	Aprilia	RS125	F125	5	1:05.425	4		38.337
2	33	Declan CONNELL	Aprilia	RS125	F125	3	1:05.433	3	0.008	24.017
3	122	Logan TURNER	Aprilia	RS125	F125	7	1:07.321	7	1.896	55.067
4	55	Owen PATERSON	Aprilia	RS125	F125	7	1:08.079	6	2.654	52.597
5	16	Mia KELLAS	Aprilia	RS125	F125	1	1:20.432	1	15.007	8.222
6	19	Fletcher McINALLY	Aprilia	RS125	F125	3	1:24.434	2	19.009	22.478
7	27	Jordan HAY	Aprilia	RS125	F125	1	1:25.582	1	20.157	8.007

**KMSC Scottish Lightweights**

1	31	Torquil PATERSON	Suzuki	SV650	SL	7	1:01.305	5		52.528
2	34	Kenneth THIRLWALL	Kawasaki	ER6	SL	7	1:03.017	6	1.712	68.895
3	74	Christine WATSON	Kawasaki	ER6	SL	4	1:04.007	4	2.702	31.285
4	84	Paul MAGNAY	Suzuki	SV650	SL	5	1:07.508	3	6.203	42.207
5	47	Joel BAVIDGE	Suzuki	Sv650	SL	6	1:10.973	6	9.668	58.805
6	7	Raymond DUGUID	Yamaha	TRX850	SL	1	1:19.770	1	18.465	54.363

Clerk of the Course.

Orbits

Sig : Time :

Chief Timekeeper : Ian Sharp (SMART Timing)

 Results available at [www.smart-timing.co.uk](http://www.smart-timing.co.uk) and [www.speedhive.com](http://www.speedhive.com)

Printed: 29/07/2018 08:53:32



## KMSC National Motorcycle Racing AC

### Scottish Championship Lightweights

Knockhill 1.267 miles

### Warm Up

29/07/2018 08:30

### Practice (10:00 Time) started at 8:40:13

Lap	Time of Day	Lap Tm	S1	S2	S3	SFSpd	S1Spd	Lap	Time of Day	Lap Tm	S1	S2	S3	SFSpd	S1Spd
<b>(31) Torquil PATERSON</b>								<b>(19) Fletcher McINALLY</b>							
1	8:43:55.089	<b>1:16.752</b>	25.873	27.265	23.614	35.394	84.095	1	8:47:32.835	<b>1:37.909</b>	31.961	36.324	29.624	26.843	66.774
2	8:45:02.741	<b>1:07.652</b>	19.984	25.585	22.083	105.020	98.543	2	8:48:57.269	<b>1:24.434</b>	<b>24.138</b>	31.852	28.444	<b>92.562</b>	77.491
3	8:46:07.018	<b>1:04.277</b>	18.173	24.894	21.210	109.474	103.882	3	8:50:22.519	<b>1:25.250</b>	26.232	<b>31.467</b>	<b>27.551</b>	91.677	<b>78.765</b>
4	8:47:11.686	<b>1:04.668</b>	18.435	24.385	21.848	111.660	103.882	<b>(27) Jordan HAY</b>							
5	8:48:12.991	<b>1:01.305</b>	17.911	<b>23.148</b>	<b>20.246</b>	110.374	<b>105.349</b>	1	8:49:43.423	<b>1:25.582</b>	<b>29.221</b>	<b>30.138</b>	<b>26.223</b>	<b>23.133</b>	<b>71.467</b>
6	8:49:14.384	<b>1:01.393</b>	17.683	23.266	20.444	<b>118.356</b>	105.184								
7	8:50:21.613	<b>1:07.229</b>	<b>17.358</b>	23.404	26.467	117.116	104.043								
<b>(34) Kenneth THIRLWALL</b>															
1	8:41:30.301	<b>1:13.432</b>	22.641	27.732	23.059	46.409	91.802								
2	8:42:37.660	<b>1:07.359</b>	19.157	25.985	22.217	118.565	101.524								
3	8:43:42.641	<b>1:04.981</b>	18.611	25.102	21.268	122.908	103.721								
4	8:44:46.394	<b>1:03.753</b>	18.116	24.773	20.864	124.968	104.529								
5	8:45:50.363	<b>1:03.969</b>	18.073	24.344	21.552	<b>125.670</b>	105.184								
6	8:46:53.380	<b>1:03.017</b>	17.900	24.290	<b>20.827</b>	125.435	105.184								
7	8:47:57.216	<b>1:03.836</b>	17.735	25.188	20.913	125.435	105.515								
<b>(74) Christine WATSON</b>															
1	8:46:32.574	<b>1:15.375</b>	22.681	28.815	23.879	50.457	97.540								
2	8:47:44.434	<b>1:11.860</b>	21.338	27.403	23.119	104.043	99.863								
3	8:48:52.941	<b>1:08.507</b>	19.304	25.558	23.645	116.103	103.242								
4	8:49:56.948	<b>1:04.007</b>	<b>18.599</b>	<b>24.420</b>	<b>20.988</b>	<b>117.321</b>	<b>105.184</b>								
<b>(22) Ross MAGUIRE</b>															
1	8:45:41.942	<b>1:16.503</b>	25.709	27.079	23.715	38.216	76.958								
2	8:46:49.755	<b>1:07.813</b>	19.947	25.076	22.790	95.731	81.639								
3	8:47:57.153	<b>1:07.398</b>	19.487	25.501	22.410	97.257	81.146								
4	8:49:02.578	<b>1:05.425</b>	<b>19.368</b>	<b>24.224</b>	<b>21.833</b>	96.281	<b>81.938</b>								
5	8:50:08.656	<b>1:06.078</b>	19.383	24.569	22.126	<b>97.399</b>	80.755								
<b>(33) Declan CONNELL</b>															
1	8:47:32.183	<b>1:14.357</b>	23.382			48.629	80.755								
2	8:48:38.098	<b>1:05.915</b>	19.532			95.053	<b>83.467</b>								
3	8:49:43.531	<b>1:05.433</b>	<b>19.217</b>			<b>98.398</b>	82.849								
<b>(122) Logan TURNER</b>															
1	8:42:59.013	<b>1:17.374</b>	24.692			36.196	76.694								
2	8:44:10.873	<b>1:11.860</b>	21.098			96.005	79.700								
3	8:45:21.296	<b>1:10.423</b>	20.268			95.188									
4	8:46:30.649	<b>1:09.353</b>	20.252			96.558	81.048								
5	8:47:38.647	<b>1:07.998</b>	19.847			96.419	81.146								
6	8:48:46.263	<b>1:07.616</b>	<b>19.475</b>			96.697	<b>81.739</b>								
7	8:49:53.584	<b>1:07.321</b>	19.726			<b>97.117</b>	79.985								
<b>(84) Paul MAGNAY</b>															
1	8:44:41.907	<b>1:14.701</b>	23.849	27.295	23.557	43.045	92.181								
2	8:45:50.940	<b>1:09.033</b>	20.310	26.020	22.703	100.914	95.323								
3	8:46:58.448	<b>1:07.508</b>	<b>19.261</b>	25.840	<b>22.407</b>	106.859	96.697								
4	8:48:06.252	<b>1:07.804</b>	19.507	25.785	22.512	<b>109.474</b>	<b>97.257</b>								
5	8:49:14.117	<b>1:07.865</b>	19.575	<b>25.689</b>	22.601	101.524	96.976								
<b>(55) Owen PATERSON</b>															
1	8:43:25.295	<b>1:19.166</b>	24.360	29.681	25.125	43.947	79.606								
2	8:44:37.225	<b>1:11.930</b>	20.597	27.482	23.851	96.005	80.272								
3	8:45:46.533	<b>1:09.308</b>	19.801	26.458	23.049	97.117	82.442								
4	8:46:54.781	<b>1:08.248</b>	19.606	25.741	<b>22.901</b>	<b>97.824</b>	81.441								
5	8:48:03.012	<b>1:08.231</b>	19.211	25.964	23.056	96.976	<b>83.157</b>								
6	8:49:11.091	<b>1:08.079</b>	19.292	<b>25.673</b>	23.114	97.824	81.938								
7	8:50:20.814	<b>1:09.723</b>	<b>19.189</b>	25.902	24.632	95.323	82.645								
<b>(47) Joel BAVIDGE</b>															
1	8:41:51.040	<b>1:31.179</b>	27.749			37.282	69.686								
2	8:43:08.884	<b>1:17.844</b>	22.185			113.357	82.139								
3	8:44:23.700	<b>1:14.816</b>	21.127			117.526	83.885								
4	8:45:36.264	<b>1:12.564</b>	20.210			<b>119.621</b>	95.188								
5	8:46:48.193	<b>1:11.929</b>	20.141			118.356	95.323								
6	8:47:59.166	<b>1:10.973</b>	19.929			117.526	95.868								
<b>(7) Raymond DUGUID</b>															
1	8:41:37.690	<b>1:19.770</b>	24.288	<b>29.515</b>	<b>25.967</b>	43.435	86.479								
<b>(16) Mia KELLAS</b>															

Clerk of the Course.

Orbits

Sig :                      Time :  
 Chief Timekeeper : Ian Sharp (SMART Timing)  
 Results available at [www.smart-timing.co.uk](http://www.smart-timing.co.uk) and [www.speedhive.com](http://www.speedhive.com)



# Qualifying Results

**KMSC National Motorcycle Racing AC**
**Sorted on best lap time**
**National CB500's**
**Knockhill 1.267 miles**
**Warm Up**
**29/07/2018 09:00**
**Practice (6:00 Time) started at 8:52:14**

Pos	No.	Name	Make/Model	CC	Class	Laps	Best Tm	In Lap	Diff	Avg. Speed
1	35	Daryn PETERS	Honda	CB500	CB	5	1:08.001	5		60.535
2	111	Jimmy SHANKS	Honda	CB500	CB	5	1:08.316	5	0.315	62.923
3	73	Fraser CAMERON	Honda	CB500	CB	5	1:09.113	3	1.112	62.220
4	666	David MAGRATH	Honda	CB500	CB	4	1:09.970	4	1.969	44.862
5	113	Calum PERT	Honda	CB500	CB	5	1:10.645	5	2.644	56.036
6	55	Allan McCLEARY	Honda	CB500	CB	3	1:12.361	2	4.360	46.279
7	333	Peter DOLAN	Honda	CB500	CB	2	1:12.680	2	4.679	23.024
8	7	Colvin DENHOLM	Honda	CB500	CB	3	1:12.972	3	4.971	37.277
9	47	Steve KAIN	Honda	CB500	CB	4	1:13.657	4	5.656	46.162
10	96	Andrew KIRKWOOD	Honda	CB500	CB	1	1:24.979	1	16.978	46.765
11	23	Ross McCLEARY	Honda	CB500	CB	1	1:27.926	1	19.925	44.128
12	39	Scott YOUNG	Honda	CB500	CB	1	1:39.811	1	31.810	41.564
13	58	Ross ALLAN	Honda	CB500	CB			0		-
14	48	Allan BROOKBANKS	Honda	CB500	CB			0		-

Clerk of the Course.

Orbits

Sig : Time :

Chief Timekeeper : Ian Sharp (SMART Timing)

 Results available at [www.smart-timing.co.uk](http://www.smart-timing.co.uk) and [www.speedhive.com](http://www.speedhive.com)

Printed: 29/07/2018 09:01:09



## KMSC National Motorcycle Racing AC

National CB500's

Knockhill 1.267 miles

Warm Up

29/07/2018 09:00

Practice (6:00 Time) started at 8:52:14

Lap	Time of Day	Lap Tm	S1	S2	S3	SFSpd	S1Spd	Lap	Time of Day	Lap Tm	S1	S2	S3	SFSpd	S1Spd
<b>(35) Daryn PETERS</b>															
1	8:53:53.840	<b>1:25.859</b>	30.118	29.947	25.794	36.511	73.664								
2	8:55:06.488	<b>1:12.648</b>	21.048	28.181	23.419	101.987	83.885								
3	8:56:14.817	<b>1:08.329</b>	20.052	<b>25.709</b>	22.568	102.768	86.146								
4	8:57:23.064	<b>1:08.247</b>	19.728	26.155	<b>22.364</b>	104.043	<b>87.952</b>								
5	8:58:31.065	<b>1:08.001</b>	<b>19.626</b>	25.907	22.468	<b>104.692</b>	87.380								
<b>(111) Jimmy SHANKS</b>															
1	8:53:35.746	<b>1:16.008</b>	23.898	27.882	24.228	40.353	84.306								
2	8:54:47.640	<b>1:11.894</b>	20.779	27.312	23.803	99.863	84.732								
3	8:55:57.948	<b>1:10.308</b>	20.602	26.559	23.147	101.066	86.479								
4	8:57:08.449	<b>1:10.501</b>	20.262	26.412	23.827	101.371	86.368								
5	8:58:16.765	<b>1:08.316</b>	<b>19.880</b>	<b>25.782</b>	<b>22.654</b>	<b>102.298</b>	<b>86.814</b>								
<b>(73) Fraser CAMERON</b>															
1	8:53:40.078	<b>1:17.346</b>	24.724			41.145	81.244								
2	8:54:50.575	<b>1:10.497</b>	19.981			100.460	83.467								
3	8:55:59.688	<b>1:09.113</b>	19.905			101.371	84.732								
4	8:57:10.141	<b>1:10.453</b>	19.878			<b>103.084</b>	85.815								
5	8:58:20.862	<b>1:10.721</b>	<b>19.638</b>			101.832	<b>86.257</b>								
<b>(666) David MAGRATH</b>															
1	8:55:24.634	<b>1:18.862</b>	24.148	30.811	23.903	40.845	69.758								
2	8:56:38.964	<b>1:14.330</b>	20.221	29.693	24.416	98.111	84.306								
3	8:57:51.039	<b>1:12.075</b>	20.686	27.910	23.479	97.540	84.412								
4	8:59:01.009	<b>1:09.970</b>	<b>19.519</b>	<b>26.994</b>	<b>23.457</b>	<b>101.832</b>	<b>84.732</b>								
<b>(113) Calum PERT</b>															
1	8:54:01.545	<b>1:32.765</b>	28.802	37.881	26.082	33.271	63.249								
2	8:55:21.658	<b>1:20.113</b>	23.086	31.617	25.410	86.479	73.262								
3	8:56:38.539	<b>1:16.881</b>	21.361	31.188	24.332	99.566	73.826								
4	8:57:50.665	<b>1:12.126</b>	20.189	28.459	23.478	103.084	<b>87.608</b>								
5	8:59:01.310	<b>1:10.645</b>	<b>20.142</b>	<b>27.549</b>	<b>22.954</b>	<b>103.721</b>	86.814								
<b>(55) Allan McCLEARY</b>															
1	8:54:44.765	<b>1:18.759</b>	25.448	29.132	24.179	37.743	76.000								
2	8:55:57.126	<b>1:12.361</b>	20.846	27.833	<b>23.682</b>	97.824	81.639								
3	8:57:10.005	<b>1:12.879</b>	20.709	27.777	24.393	98.979	81.739								
<b>(333) Peter DOLAN</b>															
1	8:57:37.848	<b>1:19.245</b>	24.004	30.106	25.135	47.226	75.742								
2	8:58:50.528	<b>1:12.680</b>	<b>20.214</b>	<b>27.958</b>	<b>24.508</b>	<b>99.272</b>	<b>84.839</b>								
<b>(7) Colvin DENHOLM</b>															
1	8:55:51.311	<b>1:23.173</b>	26.409	31.280	25.484	38.545	72.392								
2	8:57:08.431	<b>1:17.120</b>	22.995	29.158	24.967	92.308	78.488								
3	8:58:21.403	<b>1:12.972</b>	<b>21.091</b>	<b>27.392</b>	<b>24.489</b>	<b>98.543</b>	<b>84.839</b>								
<b>(47) Steve KAIN</b>															
1	8:53:43.819	<b>1:22.019</b>	26.068			37.428	67.991								
2	8:56:16.914	<b>2:33.095</b>	23.398			96.836	71.773								
3	8:57:35.900	<b>1:18.986</b>	24.854			36.791	75.402								
4	8:58:49.557	<b>1:13.657</b>	<b>20.688</b>			<b>98.543</b>	<b>78.580</b>								
<b>(96) Andrew KIRKWOOD</b>															
1	8:53:51.866	<b>1:24.979</b>	28.297	30.466	<b>26.216</b>	41.968	80.176								
<b>(23) Ross McCLEARY</b>															
1	8:53:57.693	<b>1:27.926</b>	29.346	31.308	<b>27.272</b>	36.791	<b>70.938</b>								
<b>(39) Scott YOUNG</b>															
1	8:54:04.070	<b>1:39.811</b>	31.162	39.740	<b>28.909</b>	38.457	56.063								

Clerk of the Course.

Sig : Time :

Chief Timekeeper : Ian Sharp (SMART Timing)

 Results available at [www.smart-timing.co.uk](http://www.smart-timing.co.uk) and [www.speedhive.com](http://www.speedhive.com)

Printed: 29/07/2018 09:01:37

Orbits





# Qualifying Results

**KMSC National Motorcycle Racing AC****Sorted on best lap time**

Scottish Championship Formula 600

Knockhill 1.267 miles

Warm Up

29/07/2018 09:15

Practice (6:00 Time) started at 9:02:23

Pos	No.	Name	Make/Model	CC	Class	Laps	Best Tm	In Lap	Diff	Avg. Speed
1	2	Lewis PATERSON	Yamaha	R6 600	S6	7	55.489	7		85.949
2	64	Sam MUNRO	Kawasaki	ZX6R 600	S6	3	59.382	3	3.893	91.450
3	69	Rory SKINNER	Kawasaki	ZX6R	S6	3	1:00.783	3	5.294	88.522
4	22	Chris SPELLMAN	Yamaha	R6 600	S6	6	1:00.929	6	5.440	67.972
5	45	Adam SIMPSON	Yamaha	R6	S6	4	1:01.469	4	5.980	66.494
6	25	Jim PURVIS	Yamaha	R6 600	S6	7	1:01.543	4	6.054	79.588
7	52	John HODGE	Kawasaki	ZX6R	S6	5	1:02.044	5	6.555	63.622
8	1	Bruce BIRNIE	Kawasaki	ZX6	S6	1	1:06.079	1	10.590	64.759
9	82	Scott SMITH	Suzuki	GSXR600	S6	1	1:13.627	1	18.138	27.505
10	76	Steven BEATTIE	Triumph	Daytona 675R	S6			0		-
11	5	Simon SMAIL	Triumph	Daytona 675R	S6			0		-
12	87	Steven ALLISON	Kawasaki	ZX6R 600	S6			0		-
13	85	Steve HORNE	Triumph	Daytona 675	S6			0		-

Clerk of the Course.

Orbits

Sig : Time :

Chief Timekeeper : Ian Sharp (SMART Timing)

Results available at [www.smart-timing.co.uk](http://www.smart-timing.co.uk) and [www.speedhive.com](http://www.speedhive.com)

Printed: 29/07/2018 09:16:26



## KMSC National Motorcycle Racing AC

Scottish Championship Formula 600

Knockhill 1.267 miles

Warm Up

29/07/2018 09:15

Practice (6:00 Time) started at 9:02:23

Lap	Time of Day	Lap Tm	S1	S2	S3	SFSpd	S1Spd	Lap	Time of Day	Lap Tm	S1	S2	S3	SFSpd	S1Spd
<b>(2) Lewis PATERSON</b>															
1	9:03:27.527	<b>1:01.778</b>	19.282	22.771	19.725	55.278	113.549								
2	9:06:42.780	<b>3:15.253</b>				135.845									
3	9:07:46.927	<b>1:04.147</b>		24.048	19.694	55.278	107.030								
4	9:08:43.700	<b>56.773</b>	16.263	21.498	19.012	138.081	117.940								
5	9:09:39.693	<b>55.993</b>	<b>15.911</b>	21.332	18.750	<b>140.099</b>	<b>118.985</b>								
6	9:10:35.619	<b>55.926</b>	15.956	21.254	18.716	139.517	118.565								
7	9:11:31.108	<b>55.489</b>	16.124	<b>20.789</b>	<b>18.576</b>	138.939	118.147								
<b>(64) Sam MUNRO</b>															
1	9:03:28.849	<b>1:02.584</b>	20.127	23.492	18.965	49.019	114.129								
2	9:06:49.882	<b>3:21.033</b>				135.845									
3	9:07:49.264	<b>59.382</b>		22.227	<b>18.650</b>	47.292	118.356								
<b>(69) Rory SKINNER</b>															
1	9:03:37.134	<b>1:06.225</b>	22.557	23.953	<b>19.715</b>	31.054	117.116								
2	9:06:53.430	<b>3:16.296</b>				140.982									
3	9:07:54.213	<b>1:00.783</b>		22.268	19.814	42.206	118.565								
<b>(22) Chris SPELLMAN</b>															
1	9:06:46.323	<b>4:14.018</b>	23.473	30.004	3:20.541	38.768	81.146								
2	9:07:55.253	<b>1:08.930</b>	21.653	26.066	21.211	49.380	95.595								
3	9:08:58.007	<b>1:02.754</b>	18.011	24.197	20.546	129.053	108.238								
4	9:09:59.841	<b>1:01.834</b>	17.310	24.058	20.466	<b>132.102</b>	110.374								
5	9:11:01.327	<b>1:01.486</b>	17.328	23.840	20.318	130.053	<b>111.105</b>								
6	9:12:02.256	<b>1:00.929</b>	<b>17.205</b>	<b>23.832</b>	<b>19.892</b>	129.802	110.922								
<b>(45) Adam SIMPSON</b>															
1	9:06:41.304	<b>4:07.849</b>	23.369	29.464	3:15.016	40.969	91.677								
2	9:07:49.566	<b>1:08.262</b>	20.641	26.626	20.995	46.249	102.454								
3	9:08:52.546	<b>1:02.980</b>	17.742	24.918	20.320	119.621	107.372								
4	9:09:54.015	<b>1:01.469</b>	17.478	24.389	<b>19.602</b>	120.697	<b>107.544</b>								
<b>(25) Jim PURVIS</b>															
1	9:03:37.583	<b>1:10.297</b>	23.227	26.375	20.695	45.069	99.714								
2	9:06:44.113	<b>3:06.530</b>				111.474									
3	9:07:51.516	<b>1:07.403</b>		25.633	<b>20.356</b>	45.312	107.717								
4	9:08:53.059	<b>1:01.543</b>	<b>17.197</b>	<b>23.971</b>	20.375	<b>120.480</b>	110.739								
5	9:09:56.052	<b>1:02.993</b>	17.507	24.823	20.663	115.107	<b>110.922</b>								
6	9:10:58.432	<b>1:02.380</b>	17.469	24.118	20.793	114.323	106.520								
7	9:12:00.802	<b>1:02.370</b>	17.515	24.481	20.374	116.506	107.717								
<b>(52) John HODGE</b>															
1	9:06:54.121	<b>4:21.233</b>	23.763	30.445	3:27.025	41.916	81.441								
2	9:08:06.045	<b>1:11.924</b>	22.300	28.105	21.519	43.018	90.320								
3	9:09:12.570	<b>1:06.525</b>	19.296	26.702	20.527	114.323	88.068								
4	9:10:16.046	<b>1:03.476</b>	18.204	24.935	20.337	120.265	103.882								
5	9:11:18.090	<b>1:02.044</b>	<b>17.563</b>	<b>24.388</b>	<b>20.093</b>	<b>124.968</b>	<b>106.689</b>								
<b>(1) Bruce BIRNIE</b>															
1	9:03:34.024	<b>1:06.079</b>	<b>20.266</b>	<b>25.160</b>	<b>20.653</b>	49.163	<b>112.597</b>								
<b>(82) Scott SMITH</b>															
1	9:08:05.466	<b>1:13.627</b>	23.876	<b>27.347</b>	<b>22.404</b>	40.770	90.564								

Clerk of the Course.

Sig : Time :

Chief Timekeeper : Ian Sharp (SMART Timing)

 Results available at [www.smart-timing.co.uk](http://www.smart-timing.co.uk) and [www.speedhive.com](http://www.speedhive.com)

Printed: 29/07/2018 09:17:03

Orbits



# Qualifying Results

**KMSC National Motorcycle Racing AC****Sorted on best lap time**

Scottish Championship Superbikes &amp; KMSC Clubman

Knockhill 1.267 miles

Warm Up

29/07/2018 09:30

Practice (6:00 Time) started at 9:13:37

Pos	No.	Name	Make/Model	CC	Class	Laps	Best Tm	In Lap	Diff	Avg. Speed
1	29	Andrew BUCHANAN	Yamaha	R1	C	6	58.913	4		72.082
2	72	Sean GILFILLAN	BMW	S1000RR	SB	6	59.244	4	0.331	72.412
3	94	Greg GILFILLAN	BMW	S1000RR	SB	6	59.633	4	0.720	72.696
4	67	Des BURNS	Kawasaki	ZX10R	C	3	1:00.664	3	1.751	68.150
5	69	Rodney SCOTT	BMW	S1000RR	SB	4	1:01.150	4	2.237	68.691
6	1	Bruce BIRNIE	BMW	S1000RR	SB	4	1:01.200	4	2.287	36.486
7	14	James CRAWFORD	Kawaskai	ZX10R	C	8	1:01.733	5	2.820	69.857
8	51	Callum JACKSON	Suzuki	GSXR1000	C	5	1:02.106	5	3.193	68.112
9	18	Clint WALKER	BMW	S1000RR	C	5	1:02.379	4	3.466	70.085
10	100	Laura NUTTALL	BMW	S1000RR	C	6	1:03.962	5	5.049	67.175
11	41	Lukasz PIEC	BMW	S1000RR	C	5	1:06.069	5	7.156	66.092
12	32	John MacDONALD	Yamaha	R1	SB	3	1:06.643	3	7.730	66.026
13	34	John DEAN	BMW	S1000RR	SB	2	1:07.352	2	8.439	65.035
14	10	John McGUINNESS			SB	3	1:10.149	3	11.236	26.194
15	52	Charlie FLETT	BMW	S1000RR	C	1	1:15.969	1	17.056	48.799

Clerk of the Course.

Orbits

Sig : Time :

Chief Timekeeper : Ian Sharp (SMART Timing)

Results available at [www.smart-timing.co.uk](http://www.smart-timing.co.uk) and [www.speedhive.com](http://www.speedhive.com)

Printed: 29/07/2018 09:35:44



## KMSC National Motorcycle Racing AC

Scottish Championship Superbikes & KMSC Clubman

Knockhill 1.267 miles

Warm Up

29/07/2018 09:30

Practice (6:00 Time) started at 9:13:37

Lap	Time of Day	Lap Tm	S1	S2	S3	SFSpd	S1Spd
<b>(29) Andrew BUCHANAN</b>							
1	9:14:51.247	<b>1:08.237</b>	20.189	25.892	22.156	56.488	111.474
2	9:15:55.205	<b>1:03.958</b>	18.754	24.549	20.655	116.506	109.474
3	9:16:57.967	<b>1:02.762</b>	17.193	24.942	20.627	132.102	111.290
4	9:17:56.880	<b>58.913</b>	<b>16.820</b>	22.763	<b>19.330</b>	<b>133.680</b>	<b>118.565</b>
5	9:18:56.144	<b>59.264</b>	17.254	<b>22.648</b>	19.362	133.680	115.107
6	9:19:57.029	<b>1:00.885</b>	17.105	22.828	20.952	132.886	118.565

Lap	Time of Day	Lap Tm	S1	S2	S3	SFSpd	S1Spd
<b>(72) Sean GILFILLAN</b>							
1	9:14:50.876	<b>1:08.532</b>	19.957	26.357	22.218	52.551	105.349
2	9:15:53.566	<b>1:02.690</b>	18.391	24.008	20.291	117.116	<b>123.133</b>
3	9:16:53.303	<b>59.737</b>	16.856	23.511	19.370	132.102	119.409
4	9:17:52.547	<b>59.244</b>	<b>16.832</b>	23.129	<b>19.283</b>	<b>132.624</b>	114.714
5	9:18:53.665	<b>1:01.118</b>	17.660	23.185	20.273	127.339	107.544
6	9:19:55.300	<b>1:01.635</b>	17.152	24.263	20.220	125.905	118.147

Lap	Time of Day	Lap Tm	S1	S2	S3	SFSpd	S1Spd
<b>(94) Greg GILFILLAN</b>							
1	9:14:50.651	<b>1:08.663</b>	19.921	26.565	22.177	51.071	112.597
2	9:15:53.239	<b>1:02.588</b>	17.955	24.199	20.434	121.133	113.549
3	9:16:53.248	<b>1:00.009</b>	<b>16.955</b>	23.352	19.702	<b>129.802</b>	<b>125.201</b>
4	9:17:52.881	<b>59.633</b>	17.723	22.773	<b>19.137</b>	123.587	112.220
5	9:18:53.385	<b>1:00.504</b>	17.203	22.955	20.346	126.618	119.409
6	9:19:53.822	<b>1:00.437</b>	17.255	23.062	20.120	125.435	118.147

Lap	Time of Day	Lap Tm	S1	S2	S3	SFSpd	S1Spd
<b>(67) Des BURNS</b>							
1	9:14:52.237	<b>1:06.985</b>	20.820	25.307	20.858	44.738	110.193
2	9:15:57.487	<b>1:05.250</b>	18.460	25.272	21.518	122.908	116.912
3	9:16:58.151	<b>1:00.664</b>	<b>16.890</b>	24.027	<b>19.747</b>	<b>131.584</b>	<b>119.409</b>

Lap	Time of Day	Lap Tm	S1	S2	S3	SFSpd	S1Spd
<b>(69) Rodney SCOTT</b>							
1	9:14:51.691	<b>1:07.690</b>	20.642	24.878	22.170	48.806	111.846
2	9:15:58.423	<b>1:06.732</b>	18.741	26.542	21.449	113.742	110.556
3	9:17:01.820	<b>1:03.397</b>	18.065	25.114	20.218	117.940	<b>116.506</b>
4	9:18:02.970	<b>1:01.150</b>	<b>17.177</b>	<b>24.017</b>	<b>19.956</b>	<b>127.098</b>	116.103

Lap	Time of Day	Lap Tm	S1	S2	S3	SFSpd	S1Spd
<b>(1) Bruce BIRNIE</b>							
1	9:17:46.673	<b>4:09.303</b>	<b>20.638</b>	<b>28.051</b>	<b>3:20.614</b>	<b>51.110</b>	<b>102.768</b>
2	9:20:01.185	<b>2:14.512</b>					
3	9:20:56.202	<b>55.017</b>					
4	9:21:57.402	<b>1:01.200</b>					

Lap	Time of Day	Lap Tm	S1	S2	S3	SFSpd	S1Spd
<b>(14) James CRAWFORD</b>							
1	9:14:55.261	<b>1:09.278</b>	21.759	25.675	21.844	49.091	117.321
2	9:15:59.824	<b>1:04.563</b>	18.089	25.087	21.387	<b>134.215</b>	116.304
3	9:17:04.837	<b>1:05.013</b>	17.446	25.812	21.755	132.624	107.544
4	9:18:07.664	<b>1:02.827</b>	24.520	20.754			
5	9:19:09.397	<b>1:01.733</b>	<b>24.269</b>	<b>20.384</b>	133.947	<b>121.352</b>	
6	9:20:12.769	<b>1:03.372</b>	<b>17.313</b>	25.259	20.800	133.680	118.985
7	9:21:15.704	<b>1:02.935</b>	17.401	24.904	20.630	134.215	109.653
8	9:22:19.706	<b>1:04.002</b>	17.963	24.821	21.218	129.802	116.103

Lap	Time of Day	Lap Tm	S1	S2	S3	SFSpd	S1Spd
<b>(51) Callum JACKSON</b>							
1	9:14:55.645	<b>1:08.283</b>	21.448	25.614	21.221	49.091	105.681
2	9:16:00.617	<b>1:04.972</b>	17.837	25.600	21.535	121.792	113.549
3	9:17:05.396	<b>1:04.779</b>	17.704	25.855	21.220	132.886	115.703
4	9:18:10.085	<b>1:04.689</b>	18.573	25.652	<b>20.464</b>	115.107	109.474
5	9:19:12.191	<b>1:02.106</b>	<b>17.219</b>	<b>24.143</b>	20.744	<b>134.215</b>	<b>119.196</b>

Lap	Time of Day	Lap Tm	S1	S2	S3	SFSpd	S1Spd
<b>(18) Clint WALKER</b>							
1	9:14:50.379	<b>1:11.127</b>	20.993	27.463	22.671	50.457	96.976
2	9:15:55.012	<b>1:04.633</b>	18.266	25.765	20.602	115.903	108.588
3	9:16:57.787	<b>1:02.775</b>	<b>17.272</b>	24.777	20.726	<b>130.053</b>	114.323
4	9:18:00.166	<b>1:02.379</b>	17.631	<b>24.713</b>	<b>20.035</b>	128.559	<b>117.116</b>
5	9:19:02.765	<b>1:02.599</b>	17.372	24.757	20.470	125.201	114.518

Lap	Time of Day	Lap Tm	S1	S2	S3	SFSpd	S1Spd
<b>(100) Laura NUTTALL</b>							
1	9:14:55.682	<b>1:09.124</b>	21.874	25.440	21.810	48.348	105.184
2	9:16:01.280	<b>1:05.598</b>	18.622	25.551	21.425	123.587	<b>110.556</b>
3	9:17:06.300	<b>1:05.020</b>	<b>17.861</b>	25.802	21.357	128.805	106.351
4	9:18:16.358	<b>1:10.058</b>	18.477	27.240	24.341	122.014	104.529
5	9:19:20.320	<b>1:03.962</b>	18.492	<b>24.444</b>	<b>21.026</b>	121.133	107.544
6	9:20:24.760	<b>1:04.440</b>	17.955	24.615	21.870	<b>132.102</b>	109.653

Lap	Time of Day	Lap Tm	S1	S2	S3	SFSpd	S1Spd
<b>(41) Lukasz PIEC</b>							
1	9:14:52.139	<b>1:07.453</b>	20.874	<b>25.060</b>	21.519	44.034	102.142
2	9:15:59.015	<b>1:06.876</b>	19.083	26.178	21.615	112.033	108.941
3	9:17:05.231	<b>1:06.216</b>	<b>18.719</b>	25.736	21.761	114.910	108.764
4	9:18:16.356	<b>1:11.125</b>	19.264	27.094	24.767	113.742	<b>109.118</b>
5	9:19:22.425	<b>1:06.069</b>	19.199	25.463	<b>21.407</b>	111.105	98.833

Lap	Time of Day	Lap Tm	S1	S2	S3	SFSpd	S1Spd
<b>(32) John MacDONALD</b>							
1	9:14:50.617	<b>1:10.668</b>	20.595	27.638	22.435	53.302	<b>108.941</b>
2	9:15:57.968	<b>1:07.351</b>	19.430	26.358	<b>21.563</b>	113.935	101.678
3	9:17:04.611	<b>1:06.643</b>	<b>18.692</b>	<b>25.967</b>	21.984	119.835	105.184

Lap	Time of Day	Lap Tm	S1	S2	S3	SFSpd	S1Spd
<b>(34) John DEAN</b>							
1	9:14:50.283	<b>1:11.778</b>	21.316	27.496	22.966	53.858	93.726
2	9:15:57.635	<b>1:07.352</b>	19.266	26.197	<b>21.889</b>	110.374	106.520

Lap	Time of Day	Lap Tm	S1	S2	S3	SFSpd	S1Spd
<b>(10) John McGUINNESS</b>							
1	9:19:58.064	<b>1:22.139</b>	24.802	30.726	26.611	33.074	75.914
2	9:21:09.604	<b>1:11.540</b>	20.149	28.134	23.257	111.660	94.120
3	9:22:19.753	<b>1:10.149</b>	19.785	27.787	<b>22.577</b>	<b>116.709</b>	93.726

Lap	Time of Day	Lap Tm	S1	S2	S3	SFSpd	S1Spd
<b>(52) Charlie FLETT</b>							
1	9:15:10.836	<b>1:15.969</b>	23.824			42.339	79.417

Clerk of the Course.

Sig : Time :

Chief Timekeeper : Ian Sharp (SMART Timing)

Results available at [www.smart-timing.co.uk](http://www.smart-timing.co.uk) and [www.speedhive.com](http://www.speedhive.com)

Printed: 29/07/2018 09:36:12

Orbits



# Qualifying Results

**KMSC National Motorcycle Racing AC****Sorted on best lap time**

Scottish Sidecars

Knockhill 1.267 miles

Warm Up

29/07/2018 09:45

Practice (6:00 Time) started at 9:24:01

Pos	No.	Name	Make/Model	CC	Class	Laps	Best Tm	In Lap	Diff	Avg. Speed
1	19	ROBINSON / GRAVEL		LCR F2 600	SC	5	1:07.359	4		59.821
2	51	MURPHY / CARRUTHERS	Hayes	F2	SC	5	1:09.090	5	1.731	59.977
3	964	ANDERSON / HUGHES	Baker	R1	SC	5	1:10.843	5	3.484	56.078
4	56	McKAY / SZANEL	Ireson Suzuki	750	SC	5	1:18.927	5	11.568	53.126
5	11	MAYHEW / TAYLOR	Ireson Honda	600	SC	1	1:34.651	1	27.292	43.715
6	8	BELL / MAYHEW	LCR Suzuki	1000	SC			0		-
7	7	ZAKARAUSKAS / STEPHEN	Suzuki	LCR F2	SC			0		-

Clerk of the Course.

Orbits

Sig : Time :

Chief Timekeeper : Ian Sharp (SMART Timing)

Results available at [www.smart-timing.co.uk](http://www.smart-timing.co.uk) and [www.speedhive.com](http://www.speedhive.com)

Printed: 29/07/2018 09:34:44





## KMSC National Motorcycle Racing AC

Scottish Sidecars

Knockhill 1.267 miles

Warm Up

29/07/2018 09:45

Practice (6:00 Time) started at 9:24:01

Lap	Time of Day	Lap Tm	S1	S2	S3	SFSpd	S1Spd	Lap	Time of Day	Lap Tm	S1	S2	S3	SFSpd	S1Spd
<b>(19) ROBINSON / GRAVEL</b>															
1	9:25:45.802	<b>1:31.564</b>	27.881	37.004	26.679	36.138	67.717								
2	9:26:58.231	<b>1:12.429</b>	20.747	28.577	23.105	94.919	82.240								
3	9:28:07.033	<b>1:08.802</b>	19.424	27.048	22.330	105.848	91.303								
4	9:29:14.392	<b>1:07.359</b>	<b>18.753</b>	<b>26.527</b>	<b>22.079</b>	<b>111.290</b>	<b>93.205</b>								
5	9:30:22.425	<b>1:08.033</b>	19.381	26.557	22.095	110.193	92.818								
<b>(51) MURPHY / CARRUTHERS</b>															
1	9:25:33.645	<b>1:25.997</b>	25.244	34.178	26.575	36.157	79.700								
2	9:26:49.280	<b>1:15.635</b>	20.144	30.989	24.502	109.118	89.596								
3	9:28:01.393	<b>1:12.113</b>	19.583	29.010	23.520	<b>114.910</b>	94.385								
4	9:29:12.338	<b>1:10.945</b>	19.458	27.979	23.508	111.474	95.323								
5	9:30:21.428	<b>1:09.090</b>	<b>18.731</b>	<b>27.290</b>	<b>23.069</b>	114.714	<b>95.731</b>								
<b>(964) ANDERSON / HUGHES</b>															
1	9:25:54.095	<b>1:34.247</b>	35.828			10.315	67.513								
2	9:27:11.191	<b>1:17.096</b>	20.259			113.357	<b>91.303</b>								
3	9:28:24.511	<b>1:13.320</b>	20.204			112.033	85.815								
4	9:29:37.028	<b>1:12.517</b>	20.559			114.714	82.543								
5	9:30:47.871	<b>1:10.843</b>	<b>19.426</b>			<b>114.910</b>	87.494								
<b>(56) McKAY / SZANEL</b>															
1	9:25:46.058	<b>1:33.094</b>	28.919	36.819	27.356	35.829	73.826								
2	9:27:13.188	<b>1:27.130</b>	24.936	34.609	27.585	84.306	83.363								
3	9:28:32.208	<b>1:19.020</b>	22.850	30.824	<b>25.346</b>	100.611	83.363								
4	9:29:51.535	<b>1:19.327</b>	<b>22.217</b>	30.728	26.382	<b>106.689</b>	80.368								
5	9:31:10.462	<b>1:18.927</b>	22.361	<b>30.649</b>	25.917	98.111	<b>86.702</b>								
<b>(11) MAYHEW / TAYLOR</b>															
1	9:25:45.530	<b>1:34.651</b>	29.482	37.051	<b>28.118</b>	30.503	66.377								

Clerk of the Course.

Orbits

Sig : Time :

Chief Timekeeper : Ian Sharp (SMART Timing)

 Results available at [www.smart-timing.co.uk](http://www.smart-timing.co.uk) and [www.speedhive.com](http://www.speedhive.com)

Printed: 29/07/2018 09:35:13



# Qualifying Results

**KMSC National Motorcycle Racing AC**

Sorted on best lap time

Scottish Pre-Injection 600

Knockhill 1.267 miles

Warm Up

29/07/2018 10:00

Practice (6:00 Time) started at 9:33:04

Pos	No.	Name	Make/Model	CC	Class	Laps	Best Tm	In Lap	Diff	Avg. Speed
1	15	Jon DICKIE	Yamaha	R6 600	PI6	4	1:01.121	3		70.519
2	92	Andrew CRAIGMILE	Yamaha	R6 600	PI6	5	1:02.645	4	1.524	66.824
3	8	Patryk MOTYKA	Yamaha	R6 600	PI6	6	1:02.824	4	1.703	67.242
4	95	Michael MacKINNON	Yamaha	R6 600	PI6	5	1:04.476	5	3.355	58.601
5	117	Scott MILNE	Yamaha	R6	PI6	5	1:07.224	5	6.103	62.925
6	22	William MASON	Yamaha	R6 600	PI6	1	1:08.624	1	7.503	11.796
7	21	Andy LOCK	Yamaha	R6 600	PI6	3	1:12.169	3	11.048	35.553

Clerk of the Course.

Orbits

Sig : Time :

Chief Timekeeper : Ian Sharp (SMART Timing)

Results available at [www.smart-timing.co.uk](http://www.smart-timing.co.uk) and [www.speedhive.com](http://www.speedhive.com)

Printed: 29/07/2018 09:48:58



## KMSC National Motorcycle Racing AC

Scottish Pre-Injection 600

Knockhill 1.267 miles

Warm Up

29/07/2018 10:00

Practice (6:00 Time) started at 9:33:04

Lap	Time of Day	Lap Tm	S1	S2	S3	SFSpd	S1Spd	Lap	Time of Day	Lap Tm	S1	S2	S3	SFSpd	S1Spd
<b>(15) Jon DICKIE</b>															
1	9:34:17.568	<b>1:10.041</b>													
2	9:35:19.519	<b>1:01.951</b>													
3	9:36:20.640	<b>1:01.121</b>													
4	9:37:22.919	<b>1:02.279</b>													
<b>(92) Andrew CRAIGMILE</b>															
1	9:34:30.688	<b>1:12.705</b>	21.750	27.588	23.367	48.841	102.926								
2	9:35:35.631	<b>1:04.943</b>	17.853	25.357	21.733	128.313	<b>109.118</b>								
3	9:36:39.561	<b>1:03.930</b>	<b>17.331</b>	24.963	21.636	<b>129.802</b>	108.764								
4	9:37:42.206	<b>1:02.645</b>	17.585	24.144	<b>20.916</b>	129.802	108.764								
5	9:38:45.481	<b>1:03.275</b>	17.502	<b>24.111</b>	21.662	129.053	108.588								
<b>(8) Patryk MOTYKA</b>															
1	9:34:24.162	<b>1:15.454</b>	22.880	28.201	24.373	45.901	95.595								
2	9:35:35.551	<b>1:11.389</b>	21.527	26.203	23.659	112.597	102.926								
3	9:36:41.630	<b>1:06.079</b>	19.899	25.145	21.035	106.689	105.184								
4	9:37:44.454	<b>1:02.824</b>	17.848	<b>24.287</b>	<b>20.689</b>	121.133	107.030								
5	9:38:48.193	<b>1:03.739</b>	17.752	25.135	20.852	125.435	107.544								
6	9:39:51.193	<b>1:03.000</b>	<b>17.563</b>	24.315	21.122	<b>126.618</b>	<b>108.764</b>								
<b>(95) Michael MacKINNON</b>															
1	9:35:11.416	<b>1:14.952</b>	23.195	28.171	23.586	32.310	98.398								
2	9:36:18.340	<b>1:06.924</b>	18.847	25.831	22.246	119.835	103.242								
3	9:37:22.920	<b>1:04.580</b>	18.058	<b>25.022</b>	<b>21.500</b>	<b>123.815</b>	104.529								
4	9:38:28.894	<b>1:05.974</b>	<b>17.697</b>	25.470	22.807	118.147	<b>106.859</b>								
5	9:39:33.370	<b>1:04.476</b>	17.709	25.230	21.537	123.815	103.561								
<b>(117) Scott MILNE</b>															
1	9:34:31.139	<b>1:19.569</b>													
2	9:35:41.805	<b>1:10.666</b>													
3	9:36:51.180	<b>1:09.375</b>													
4	9:37:59.404	<b>1:08.224</b>													
5	9:39:06.628	<b>1:07.224</b>													
<b>(22) William MASON</b>															
1	9:39:30.854	<b>1:08.624</b>	<b>20.889</b>	<b>26.201</b>	<b>21.534</b>	<b>47.594</b>	<b>99.272</b>								
<b>(21) Andy LOCK</b>															
1	9:37:03.428	<b>1:19.415</b>	23.021	31.263	25.131	42.689	<b>94.120</b>								
2	9:38:16.906	<b>1:13.478</b>	19.499	29.505	<b>24.474</b>	119.409	92.690								
3	9:39:29.075	<b>1:12.169</b>	<b>18.603</b>	<b>29.059</b>	24.507	<b>122.908</b>	93.595								

Clerk of the Course.

Sig : Time :

Chief Timekeeper : Ian Sharp (SMART Timing)

 Results available at [www.smart-timing.co.uk](http://www.smart-timing.co.uk) and [www.speedhive.com](http://www.speedhive.com)

Printed: 29/07/2018 09:49:37

Orbits



# Race Results

## KMSC National Motorcycle Racing AC

Sorted on Laps

KMSC Lightweights

Knockhill 1.267 miles

Race 15 - 2nd Race

29/07/2018 10:15

Race (10 Laps) started at 9:45:45

Pos	No.	Name	Make/Model	CC	Class	Laps	Total Tm	Diff	Best Tm	In Lap	Avg. Speed
1	31	Torquil PATERSON	Suzuki	SV650	SL	10	10:18.739		1:00.148	2	73.716
2	21	Grant REID	Kawasaki	ER6	SL	10	10:22.369	3.630	1:00.481	9	73.286
3	155	Scott CAMPBELL	Kawasaki	ER6 650	SL	10	10:23.602	4.863	1:00.940	9	73.141
4	34	Kenneth THIRLWALL	Kawasaki	ER6	SL	10	10:24.749	6.010	1:01.187	10	73.007
5	85	Steven HORNE	Kawasaki	ER6	SL	10	10:32.092	13.353	1:00.778	4	72.159
6	22	Allan BROWN	Suzuki	SV650	SL	10	11:04.201	45.462	1:02.145	10	68.670
7	74	Christine WATSON	Kawasaki	ER6	SL	10	11:08.785	50.046	1:04.718	10	68.200
8	800	Gordon CLARK	Kawasaki	ER6 650	SL	10	11:10.207	51.468	1:05.288	9	68.055
9	15	Finlay MILNE	Suzuki	SV650	SL	10	11:11.965	53.226	1:04.861	10	67.877
10	84	Paul MAGNAY	Suzuki	SV650	SL	10	11:13.418	54.679	1:05.582	4	67.730
11	47	Joel BAVIDGE	Suzuki	SV650	SL	9	10:38.805	1 Lap	1:07.845	7	64.260

### Not classified

DNF	88	Lewis NICOL	Suzuki	SV650	SL	5	5:17.669	DNF	1:01.424	4	71.790
DNS	13	Andrew BARTON	Kawasaki	ER650	SL			DNS		0	-
DNS	7	Raymond DUGUID	Yamaha	TRX850	SL			DNS		0	-
DNS	33	Patrick POLLARD	Suzuki	SV650	SL			DNS		0	-
DNS	12	Jimmy MUIR	Yamaha	FZR400	SL			DNS		0	-
DNS	66	Kevin WATRET	Kawasaki	ER6	SL			DNS		0	-
DNS	55	Tom ROBINSON	Aprilia	RSV 450	SL			DNS		0	-

### Announcements

Bike No.15 - Racetime includes 5 second time penalty - Yellow flag infringement.

Margin of Victory	Avg. Speed	Best Lap Tm	Best Speed	Best Lap by
3.630	73.716	1:00.148	75.831	31 - Torquil PATERSON

Clerk of the Course.

Orbits

Sig : Time :

Chief Timekeeper : Ian Sharp (SMART Timing)

 Results available at [www.smart-timing.co.uk](http://www.smart-timing.co.uk) and [www.speedhive.com](http://www.speedhive.com)

Printed: 29/07/2018 09:58:24



## KMSC National Motorcycle Racing AC

**KMSC Lightweights**
**Knockhill 1.267 miles**
**Race 15 - 2nd Race**
**29/07/2018 10:15**
**Race (10 Laps) started at 9:45:45**

Lap	Time of Day	Lap Tm	S1	S2	S3	SFSpd	S1Spd
<b>(31) Torquil PATERSON</b>							
1	9:46:52.272	<b>1:01.824</b>	17.814	23.563	20.447	85.270	102.926
2	9:47:52.420	<b>1:00.148</b>	<b>17.186</b>	<b>22.727</b>	20.235	120.049	103.402
3	9:48:52.704	<b>1:00.284</b>	17.353	22.890	<b>20.041</b>	118.565	103.402
4	9:49:53.344	<b>1:00.640</b>	17.336	23.123	20.181	119.835	<b>103.561</b>
5	9:50:54.293	<b>1:00.949</b>	17.383	23.313	20.253	119.196	102.298
6	9:51:56.001	<b>1:01.708</b>	17.581	23.449	20.678	116.912	103.242
7	9:52:59.537	<b>1:03.536</b>	17.588	23.859	22.089	115.903	100.762
8	9:54:01.197	<b>1:01.660</b>	17.897	23.260	20.503	112.976	101.066
9	9:55:02.030	<b>1:00.833</b>	17.536	23.113	20.184	115.305	101.832
10	9:56:03.942	<b>1:01.912</b>	17.238	23.494	21.180	<b>120.480</b>	100.611

Lap	Time of Day	Lap Tm	S1	S2	S3	SFSpd	S1Spd
<b>(21) Grant REID</b>							
1	9:46:54.635	<b>1:04.088</b>	18.936			87.837	106.015
2	9:47:56.694	<b>1:02.059</b>	17.575	23.764	20.720	126.142	105.848
3	9:48:59.223	<b>1:02.529</b>	17.476	24.445	20.608	126.618	106.183
4	9:50:00.773	<b>1:01.550</b>	17.383	23.895	<b>20.272</b>	126.857	106.520
5	9:51:01.971	<b>1:01.198</b>	17.270	23.565	20.363	<b>127.581</b>	<b>106.689</b>
6	9:52:02.842	<b>1:01.141</b>	17.301	23.551	20.289	126.618	106.689
7	9:53:04.700	<b>1:01.588</b>	17.510			126.142	106.183
8	9:54:06.236	<b>1:01.536</b>	17.276	23.255	21.005	126.618	105.848
9	9:55:06.717	<b>1:00.481</b>	17.040	<b>23.107</b>	20.334	125.435	106.015
10	9:56:07.572	<b>1:00.855</b>	<b>17.025</b>	23.310	20.520	125.905	106.351

Lap	Time of Day	Lap Tm	S1	S2	S3	SFSpd	S1Spd
<b>(155) Scott CAMPBELL</b>							
1	9:46:53.793	<b>1:03.602</b>	18.657	24.505	20.440	85.487	106.351
2	9:47:55.242	<b>1:01.449</b>	17.495	23.409	20.545	122.908	106.859
3	9:48:57.393	<b>1:02.151</b>	17.556	23.733	20.862	121.133	107.201
4	9:49:59.883	<b>1:02.490</b>	17.706	23.827	20.957	121.352	107.201
5	9:51:01.548	<b>1:01.665</b>	17.483	23.639	20.543	123.360	107.372
6	9:52:02.842	<b>1:01.294</b>	17.515	23.345	<b>20.434</b>	122.908	107.544
7	9:53:04.455	<b>1:01.613</b>	17.317	23.637	20.659	124.735	107.890
8	9:54:06.776	<b>1:02.321</b>	17.570	23.620	21.131	123.587	<b>108.764</b>
9	9:55:07.716	<b>1:00.940</b>	<b>17.172</b>	<b>23.273</b>	20.495	<b>125.435</b>	<b>107.890</b>
10	9:56:08.805	<b>1:01.089</b>	17.278	23.361	20.450	122.236	108.064

Lap	Time of Day	Lap Tm	S1	S2	S3	SFSpd	S1Spd
<b>(34) Kenneth THIRLWALL</b>							
1	9:46:54.135	<b>1:03.717</b>	18.377	24.345	20.995	86.702	105.349
2	9:47:56.190	<b>1:02.055</b>	17.702	23.852	20.501	125.201	106.183
3	9:48:58.990	<b>1:02.800</b>	17.800	24.115	20.885	122.908	106.015
4	9:50:00.446	<b>1:01.456</b>	17.494	23.519	20.443	125.670	106.351
5	9:51:02.434	<b>1:01.988</b>	17.392	24.237	<b>20.359</b>	124.968	106.859
6	9:52:04.453	<b>1:02.019</b>	17.439	23.552	21.028	126.142	107.030
7	9:53:06.051	<b>1:01.598</b>	17.362	23.661	20.575	126.142	106.689
8	9:54:07.253	<b>1:01.202</b>	<b>17.137</b>	23.423	20.642	<b>127.339</b>	107.201
9	9:55:08.765	<b>1:01.512</b>	17.444	23.466	20.602	125.905	<b>107.372</b>
10	9:56:09.952	<b>1:01.187</b>	17.298	<b>23.394</b>	20.495	126.857	106.520

Lap	Time of Day	Lap Tm	S1	S2	S3	SFSpd	S1Spd
<b>(85) Steven HORNE</b>							
1	9:46:58.322	<b>1:06.444</b>	18.915	26.075	21.454	92.181	105.020
2	9:48:00.593	<b>1:02.271</b>	17.900	23.532	20.839	121.352	105.020
3	9:49:01.968	<b>1:01.375</b>	17.641			120.480	104.856
4	9:50:02.746	<b>1:00.778</b>	17.469			123.133	105.184
5	9:51:04.261	<b>1:01.515</b>	<b>17.406</b>	23.479	<b>20.630</b>	<b>123.587</b>	105.349
6	9:52:06.151	<b>1:01.890</b>	17.544	<b>23.296</b>	21.050	121.352	<b>106.351</b>
7	9:53:08.892	<b>1:02.741</b>	17.949	23.942	20.850	118.985	105.349
8	9:54:11.549	<b>1:02.657</b>	17.904			122.014	105.681
9	9:55:15.134	<b>1:03.585</b>	17.924	24.284	21.377	120.049	103.084
10	9:56:17.295	<b>1:02.161</b>	17.652			120.697	102.611

Lap	Time of Day	Lap Tm	S1	S2	S3	SFSpd	S1Spd
<b>(22) Allan BROWN</b>							
1	9:47:11.444	<b>1:12.381</b>	22.858	27.369	22.154	40.402	93.595
2	9:48:17.559	<b>1:06.115</b>	18.980	25.765	21.370	114.518	97.540
3	9:49:22.585	<b>1:05.026</b>	18.840	24.964	21.222	115.903	97.257
4	9:50:26.172	<b>1:03.587</b>	18.088	24.520	20.979	115.504	98.833
5	9:51:30.613	<b>1:04.441</b>	18.341	25.069	21.031	116.506	98.398
6	9:52:34.935	<b>1:04.322</b>	18.100	24.774	21.448	117.321	98.979
7	9:53:38.819	<b>1:03.884</b>	<b>17.680</b>	24.509	21.695	<b>118.147</b>	<b>99.566</b>
8	9:54:42.250	<b>1:03.431</b>	18.735	24.115	20.581	113.549	98.979
9	9:55:47.259	<b>1:05.009</b>	18.502	25.227	21.280	116.103	97.824
10	9:56:49.404	<b>1:02.145</b>	17.692	<b>23.953</b>	<b>20.500</b>	115.703	97.967

Lap	Time of Day	Lap Tm	S1	S2	S3	SFSpd	S1Spd
<b>(74) Christine WATSON</b>							

Lap	Time of Day	Lap Tm	S1	S2	S3	SFSpd	S1Spd
1	9:47:01.136	<b>1:09.511</b>	20.323	27.032	22.156	87.153	101.066
2	9:48:06.257	<b>1:05.121</b>	18.409	25.426	<b>21.286</b>	119.196	104.366
3	9:49:12.860	<b>1:06.603</b>	18.414	26.122	22.067	115.504	104.043
4	9:50:19.195	<b>1:06.335</b>	18.368	26.326	21.641	117.733	104.043
5	9:51:24.838	<b>1:05.643</b>	18.500	25.775	21.368	<b>121.572</b>	105.184
6	9:52:30.515	<b>1:05.677</b>	18.153	25.703	21.821	120.697	105.515
7	9:53:35.473	<b>1:04.958</b>	18.416	25.199	21.343	114.910	103.242
8	9:54:41.709	<b>1:06.236</b>	18.652	25.618	21.966	112.597	103.084
9	9:55:49.270	<b>1:07.561</b>	19.068	26.230	22.263	112.408	100.011
10	9:56:53.988	<b>1:04.718</b>	<b>18.117</b>	<b>24.904</b>	21.697	115.504	<b>105.848</b>

Lap	Time of Day	Lap Tm	S1	S2	S3	SFSpd	S1Spd
<b>(800) Gordon CLARK</b>							
1	9:46:58.093	<b>1:07.117</b>	19.321	26.313	21.483	86.368	101.987
2	9:48:04.785	<b>1:06.692</b>	19.245			111.290	101.832
3	9:49:11.571	<b>1:06.786</b>	18.619			115.903	104.043
4	9:50:18.455	<b>1:06.884</b>	18.686	26.476	21.722	112.408	100.914
5	9:51:24.143	<b>1:05.688</b>	18.390	<b>25.937</b>	21.361	113.549	103.402
6	9:52:32.319	<b>1:08.176</b>	18.427			113.742	105.020
7	9:53:38.548	<b>1:06.229</b>	18.713			113.357	101.524
8	9:54:44.460	<b>1:05.912</b>	18.607			113.742	103.084
9	9:55:49.748	<b>1:05.288</b>	<b>18.117</b>			<b>118.356</b>	<b>105.349</b>
10	9:56:55.410	<b>1:05.662</b>	18.321	25.986	<b>21.355</b>	116.304	100.460

Lap	Time of Day	Lap Tm	S1	S2	S3	SFSpd	S1Spd
<b>(15) Finlay MILNE</b>							
1	9:46:59.498	<b>1:08.089</b>	19.549	26.615	21.925	88.183	94.385
2	9:48:05.946	<b>1:06.448</b>	18.241	26.229	21.978	<b>120.049</b>	96.558
3	9:49:12.295	<b>1:06.349</b>	<b>18.177</b>	26.142	22.030	118.985	97.824
4	9:50:19.165	<b>1:06.870</b>	18.458	26.349	22.063	118.356	96.419
5	9:51:25.711	<b>1:06.546</b>	18.765	26.179	21.602	118.775	98.111
6	9:52:31.858	<b>1:06.147</b>	18.338	25.801	22.008	118.356	<b>98.254</b>
7	9:53:36.898	<b>1:05.040</b>	18.474	25.062	<b>21.504</b>	118.147	97.257
8	9:54:42.235	<b>1:05.337</b>	18.388	25.259	21.690	116.304	96.558
9	9:55:47.307	<b>1:05.072</b>	18.415	24.948	21.709	115.305	97.682
10	9:56:52.168	<b>1:04.861</b>	18.418	<b>24.830</b>	21.613	115.305	95.323

Lap	Time of Day	Lap Tm	S1	S2	S3	SFSpd	S1Spd
<b>(84) Paul MAGNAY</b>							
1	9:47:02.086	<b>1:09.198</b>	21.186	25.982	22.030	84.412	97.540
2	9:48:08.348	<b>1:06.262</b>	18.990	25.469	21.803	104.366	<b>99.272</b>
3	9:49:15.555	<b>1:07.207</b>	19.567	25.628			





# Race Results

## KMSC National Motorcycle Racing AC

Lapchart

KMSC Lightweights

Knockhill 1.267 miles

Race 15 - 2nd Race

29/07/2018 10:15

Race (10 Laps) started at 9:45:45

Competitors	Laps											
	0	1	2	3	4	5	6	7	8	9	10	
Scott CAMPBELL (155)	1	155	31	31	31	31	31	31	31	31	31	31
Kenneth THIRLWALL (34)	2	34	155	155	155	155	155	155	155	21	21	21
Torquill PATERSON (31)	3	31	34	34	34	21	21	21	155	155	155	
Grant REID (21)	4	21	88	21	21	21	34	34	34	34	34	34
Lewis NICOL (88)	5	88	21	88	88	88	88	85	85	85	85	85
Gordon CLARK (800)	6	800	800	85	85	85	85	74	74	74	22	22
Finlay MILNE (15)	7	15	85	800	800	800	800	15	15	15	15	15
Christine WATSON (74)	8	74	15	15	15	15	74	800	800	22	74	74
Steven HORNE (85)	9	85	74	74	74	74	15	22	22	800	800	800
Paul MAGNAY (84)	10	84	84	84	84	84	84	84	84	84	84	84
Allan BROWN (22)	11	22	22	22	22	22	22	47	47	47	47	
Joel BAVIDGE (47)	12	47	47	47	47	47	47					
-	13											
-	14											
-	15											
-	16											
-	17											
-	18											

Clerk of the Course.

Orbits

Sig :                      Time :  
 Chief Timekeeper : Ian Sharp (SMART Timing)  
 Results available at [www.smart-timing.co.uk](http://www.smart-timing.co.uk) and [www.speedhive.com](http://www.speedhive.com)



# Race Results

## KMSC National Motorcycle Racing AC

Sorted on Laps

KMSC 125's and KMSC F400's

Knockhill 1.267 miles

Race 16 - 3rd Race - AMENDED RESULT

29/07/2018 10:30

Race (10 Laps) started at 10:03:54

Pos	No.	Name	Make/Model	CC	Class	Laps	Total Tm	Diff	Best Tm	In Lap	Avg. Speed
1	58	James McLAREN			F400	10	11:14.540		1:06.071	8	67.618
2	117	Lianne MAYHEW	Kawasaki	ER6	F400	10	11:30.907	16.367	1:07.682	5	66.016
3	55	Owen PATERSON	Aprilia	RS125	F125	10	11:30.979	16.439	1:07.337	5	66.009
4	33	Declan CONNELL	Aprilia	RS125	F125	10	11:31.858	17.318	1:06.509	10	65.925
5	99	Marc GIBSON	Kawasaki	ZXR400	F400	10	11:33.702	19.162	1:07.434	8	65.750
6	22	Ross MAGUIRE	Aprilia	RS125	F125	10	11:48.033	33.493	1:08.982	4	64.419
7	118	Rod WALKER	Kawasaki	ZXR400	F400	10	11:49.434	34.894	1:07.929	9	64.292
8	122	Logan TURNER	Aprilia	RS125	F125	10	11:50.589	36.049	1:08.331	9	64.187
9	84	Samual LAIDLOW	Aprilia	RS125	F125	10	11:50.702	36.162	1:08.181	9	64.177
10	12	Jimmy MUIR	Aprilia	RS125	F125	10	11:50.824	36.284	1:07.797	10	64.166
11	19	Fletcher McINALLY	Aprilia	RS125	F125	8	11:07.683	2 Laps	1:21.160	6	54.650

### Not classified

DNF	16	Mia KELLAS	Aprilia	RS125	F125	5	6:38.245	DNF	1:15.222	3	57.265
DNF	27	Jordan HAY	Aprilia	RS125	F125		8.621	DNF		0	-
DNS	590	Ian AITKEN	Suzuki	GSXR 400	F400			DNS		0	-
DNS	69	Mark BOWRAN	Kawasaki	ZXR400	F400			DNS		0	-

### Announcements

15:41 AMENDED RESULT - Bike No.19 re-classified.

Margin of Victory	Avg. Speed	Best Lap Tm	Best Speed	Best Lap by
16.367	67.618	1:06.071	69.033	58 - James McLAREN

Clerk of the Course.

Orbits

Sig : Time :

Chief Timekeeper : Ian Sharp (SMART Timing)

 Results available at [www.smart-timing.co.uk](http://www.smart-timing.co.uk) and [www.speedhive.com](http://www.speedhive.com)

Printed: 29/07/2018 15:42:24



## KMSC National Motorcycle Racing AC

KMSC 125's and KMSC F400's

Knockhill 1.267 miles

Race 16 - 3rd Race

29/07/2018 10:30

Race (10 Laps) started at 10:03:54

Lap	Time of Day	Lap Tm	S1	S2	S3	SFSpd	S1Spd
<b>(58) James McLAREN</b>							
1	10:05:07.098						
2	10:06:13.777	<b>1:07.505</b>	19.761	25.386	22.358	73.262	<b>93.205</b>
3	10:07:20.367	<b>1:06.679</b>	<b>18.669</b>	25.596	22.414	<b>104.856</b>	87.040
4	10:08:28.124	<b>1:07.757</b>	19.449	25.845	22.463	99.272	86.146
5	10:09:34.389	<b>1:06.265</b>	19.053	25.491	<b>21.721</b>	98.254	84.946
6	10:10:41.984	<b>1:07.595</b>	20.110	25.464	22.021	104.529	82.849
7	10:11:48.845	<b>1:06.861</b>	19.073	25.532	22.256	99.566	83.675
8	10:12:54.916	<b>1:06.071</b>	18.969	25.324	21.778	99.125	84.200
9	10:14:01.271	<b>1:06.355</b>	18.832	<b>25.247</b>	22.276	104.043	83.780
10	10:15:08.724	<b>1:07.453</b>	18.960	26.156	22.337	101.066	83.467

Lap	Time of Day	Lap Tm	S1	S2	S3	SFSpd	S1Spd
<b>(117) Lianne MAYHEW</b>							
1	10:05:10.313	<b>1:10.054</b>	20.260	26.887	22.907	75.487	91.802
2	10:06:19.413	<b>1:09.100</b>	19.772	26.353	22.975	106.520	91.677
3	10:07:28.374	<b>1:08.961</b>	19.725	26.167	23.069	104.856	91.179
4	10:08:36.558	<b>1:08.184</b>	19.115	25.979	23.090	108.238	91.552
5	10:09:44.240	<b>1:07.682</b>	19.129	25.779	22.774	108.413	92.181
6	10:10:52.732	<b>1:08.492</b>	<b>18.919</b>	26.000	23.573	108.413	<b>93.076</b>
7	10:12:01.187	<b>1:08.455</b>	19.205	26.650	<b>22.600</b>	108.941	92.435
8	10:13:09.359	<b>1:08.172</b>	19.088	25.957	23.127	<b>110.922</b>	92.818
9	10:14:17.169	<b>1:07.810</b>	19.179	25.745	22.886	108.941	89.957
10	10:15:25.091	<b>1:07.922</b>	19.018	<b>25.589</b>	23.315	108.238	90.932

Lap	Time of Day	Lap Tm	S1	S2	S3	SFSpd	S1Spd
<b>(55) Owen PATERSON</b>							
1	10:05:12.093	<b>1:11.053</b>	21.452	26.835	22.766	69.904	<b>82.645</b>
2	10:06:21.276	<b>1:09.183</b>	19.690			97.682	82.039
3	10:07:29.744	<b>1:08.468</b>	19.402			97.540	82.543
4	10:08:38.170	<b>1:08.426</b>	19.631	25.703	23.092	<b>99.125</b>	82.543
5	10:09:45.507	<b>1:07.337</b>	19.223			98.833	82.139
6	10:10:53.993	<b>1:08.486</b>	19.152	25.593	23.741	97.824	82.341
7	10:12:02.176	<b>1:08.183</b>	19.392	26.130	<b>22.661</b>	97.257	81.639
8	10:13:09.563	<b>1:07.387</b>	19.230	<b>25.334</b>	22.823	98.543	81.938
9	10:14:17.345	<b>1:07.782</b>	19.188	25.883	22.711	96.836	81.343
10	10:15:25.163	<b>1:07.818</b>	<b>19.034</b>	25.639	23.145	96.836	81.441

Lap	Time of Day	Lap Tm	S1	S2	S3	SFSpd	S1Spd
<b>(33) Declan CONNELL</b>							
1	10:05:16.347	<b>1:14.636</b>	22.672			76.172	82.849
2	10:06:26.376	<b>1:10.029</b>	19.914			101.678	82.849
3	10:07:35.684	<b>1:09.308</b>	19.883			100.611	<b>83.675</b>
4	10:08:43.588	<b>1:07.904</b>	19.970			100.611	83.157
5	10:09:50.932	<b>1:07.344</b>	19.569			101.066	83.363
6	10:10:58.298	<b>1:07.366</b>	19.577			101.066	83.054
7	10:12:05.591	<b>1:07.293</b>	19.410			100.914	83.571
8	10:13:12.646	<b>1:07.055</b>	19.376			101.218	82.849
9	10:14:19.533	<b>1:06.887</b>	<b>19.112</b>			<b>102.142</b>	83.363
10	10:15:26.042	<b>1:06.509</b>	19.317			101.218	83.157

Lap	Time of Day	Lap Tm	S1	S2	S3	SFSpd	S1Spd
<b>(99) Marc GIBSON</b>							
1	10:05:10.809	<b>1:10.141</b>	20.537	26.937	22.667	78.857	90.442
2	10:06:19.334	<b>1:08.525</b>	19.408	26.765	22.352	108.941	91.802
3	10:07:28.563	<b>1:09.229</b>	20.070	26.474	22.685	112.033	90.932
4	10:08:37.746	<b>1:09.183</b>	19.805	26.432	22.946	107.544	92.181
5	10:09:46.146	<b>1:08.400</b>	19.796	26.473	<b>22.131</b>	109.832	83.467
6	10:10:55.334	<b>1:09.188</b>	19.178	26.331	23.679	110.739	91.303
7	10:12:04.339	<b>1:09.005</b>	19.459	27.117	22.429	111.290	<b>92.562</b>
8	10:13:11.773	<b>1:07.434</b>	19.278	<b>25.957</b>	22.199	111.660	91.928
9	10:14:19.881	<b>1:08.108</b>	<b>18.889</b>	26.141	23.078	<b>112.597</b>	89.716
10	10:15:27.886	<b>1:08.005</b>	19.244	26.415	22.346	104.204	86.927

Lap	Time of Day	Lap Tm	S1	S2	S3	SFSpd	S1Spd
<b>(22) Ross MAGUIRE</b>							
1	10:05:14.324	<b>1:13.441</b>	22.404	27.351	23.686	69.542	83.571
2	10:06:25.432	<b>1:11.108</b>	20.672	27.176	23.260	100.460	83.675
3	10:07:36.036	<b>1:10.604</b>	20.505	26.506	23.593	100.460	82.442
4	10:08:45.018	<b>1:08.982</b>	<b>19.943</b>	26.264	22.775	99.419	<b>83.885</b>
5	10:09:54.880	<b>1:09.862</b>	20.191	26.447	23.224	<b>101.218</b>	83.260
6	10:11:04.167	<b>1:09.287</b>	20.222	26.312	<b>22.753</b>	98.543	83.363
7	10:12:14.056	<b>1:09.889</b>	20.081	26.484	23.324	99.566	81.839
8	10:13:23.052	<b>1:08.996</b>	20.105	<b>25.935</b>	22.956	99.272	82.442
9	10:14:32.636	<b>1:09.584</b>	20.369	26.202	23.013	99.419	81.839
10	10:15:42.217	<b>1:09.581</b>	20.083	26.316	23.182	98.688	81.739

Lap	Time of Day	Lap Tm	S1	S2	S3	SFSpd	S1Spd
<b>(118) Rod WALKER</b>							

Lap	Time of Day	Lap Tm	S1	S2	S3	SFSpd	S1Spd
1	10:05:13.700	<b>1:12.759</b>	21.093	28.077	23.589	74.897	91.552
2	10:06:25.748	<b>1:12.048</b>	20.830	27.465	23.753	109.474	89.836
3	10:07:38.388	<b>1:12.640</b>	20.775	27.897	23.968	108.764	90.564
4	10:08:48.229	<b>1:09.841</b>	19.438	26.970	23.433	109.653	91.179
5	10:09:58.284	<b>1:10.055</b>	19.674	27.325	23.056	108.941	89.836
6	10:11:08.420	<b>1:10.136</b>	19.675	26.884	23.577	110.556	91.303
7	10:12:17.345	<b>1:08.925</b>	19.506	26.522	22.897	109.474	<b>91.802</b>
8	10:13:26.701	<b>1:09.356</b>	19.566	26.829	22.961	108.413	90.320
9	10:14:34.630	<b>1:07.929</b>	<b>19.236</b>	<b>26.167</b>	<b>22.526</b>	<b>110.922</b>	90.320
10	10:15:43.618	<b>1:08.988</b>	19.495	26.662	22.831	109.653	91.677

Lap	Time of Day	Lap Tm	S1	S2	S3	SFSpd	S1Spd
<b>(122) Logan TURNER</b>							
1	10:05:15.547	<b>1:14.459</b>	22.169			70.714	
2	10:06:27.545	<b>1:11.998</b>	20.729			96.836	
3	10:07:39.964	<b>1:12.419</b>	21.130			97.399	
4	10:08:49.759	<b>1:09.795</b>	20.458			96.976	80.853
5	10:09:59.138	<b>1:09.379</b>	19.793			96.697	80.853
6	10:11:07.949	<b>1:08.811</b>	19.824			97.967	
7	10:12:18.136	<b>1:10.187</b>	19.993			97.399	80.272
8	10:13:28.089	<b>1:09.953</b>	<b>19.749</b>			97.682	79.136
9	10:14:36.420	<b>1:08.331</b>	19.977			96.143	
10	10:15:44.773	<b>1:08.353</b>	19.752			<b>98.398</b>	<b>81.839</b>

Lap	Time of Day	Lap Tm	S1	S2	S3	SFSpd	S1Spd
<b>(84) Samuel LAIDLAW</b>							
1	10:05:16.066	<b>1:14.686</b>	22.902	27.692	24.092	68.828	80.465
2	10:06:26.813	<b>1:10.747</b>	20.503	26.668	23.576	97.824	80.853
3	10:07:38.533	<b>1:11.720</b>	20.570	27.395	23.755	98.543	79.890
4	10:08:49.650	<b>1:11.117</b>	20.082	26.341	24.694	96.143	80.561
5	10:09:59.689	<b>1:10.039</b>	20.376	25.962	23.701	95.595	80.658
6	10:11:09.614	<b>1:09.925</b>	19.895	26.118	23.912	<b>98.688</b>	<b>81.343</b>
7	10:12:18.278	<b>1:08.664</b>	19.615	<b>25.717</b>	23.332	97.117	79.700
8	10:13:28.131	<b>1:09.853</b>	20.070	25.751	24.032	96.836	80.272
9	10:14:36.312	<b>1:08.181</b>	<b>19.569</b>	25.869	<b>22.743</b>	98.111	79.230
10	10:15:44.886	<b>1:08.574</b>	19.574	25.759	23.241	96.836	80.272

Lap	Time of Day	Lap Tm	S1	S2	S3	SFSpd	S1Spd
<b>(12) Jimmy MUIR</b>							
1	10:05:16.909	<b>1:15.986</b>	22.951	27.607	25.428	70.789	81.441
2	10:06:27.847	<b>1:10.938</b>	19.982	27.222	23.734	97.967	82.849
3	10:07:39.272	<b>1:11.425</b>	20.429	26.753	24.243	98.688	82.341
4	10:08:49.319	<b>1:10.047</b>	19.823	26.674	23.550	98.398	<b>84.306</b>
5	10:09:59.230	<b>1:09.911</b>	19.654	26.611	23.646	98.543	83.260
6	10:11:09.8						

**KMSC National Motorcycle Racing AC****Lapchart**

KMSC 125's and KMSC F400's

Knockhill 1.267 miles

Race 16 - 3rd Race

29/07/2018 10:30

Race (10 Laps) started at 10:03:54

Competitors	Laps											
	0	1	2	3	4	5	6	7	8	9	10	
James McLAREN (58)	1	58	58	58	58	58	58	58	58	58	58	58
Lianne MAYHEW (117)	2	117	117	99	117	117	117	117	117	117	117	117
Marc GIBSON (99)	3	99	99	117	99	99	55	55	55	55	55	55
Ross MAGUIRE (22)	4	22	55	55	55	55	99	99	99	99	33	33
Jimmy MUIR (12)	5	12	118	22	33	33	33	33	33	33	99	99
Rod WALKER (118)	6	118	22	118	22	22	22	22	22	22	22	22
Owen PATERSON (55)	7	55	122	33	118	118	118	122	118	118	118	118
Logan TURNER (122)	8	122	84	84	84	12	122	118	122	122	84	122
Samual LAIDLAW (84)	9	84	33	122	12	84	12	84	84	84	122	84
Declan CONNELL (33)	10	33	12	12	122	122	84	12	12	12	12	12
Fletcher McINALLY (19)	11	19	19	16	16	16	16	19	19	19		
Jordan HAY (27)	12	27	16	19	19	19	19					
Mia KELLAS (16)	13	16										
-	14											
-	15											

Clerk of the Course.

Sig : Time :

Chief Timekeeper : Ian Sharp (SMART Timing)

Results available at [www.smart-timing.co.uk](http://www.smart-timing.co.uk) and [www.speedhive.com](http://www.speedhive.com)

Printed: 29/07/2018 10:20:37

Orbits



## KMSC National Motorcycle Racing AC


KMSC 125's and KMSC F400's

Knockhill 1.267 miles

Race 23 - 4th Race

29/07/2018 13:00

Race (10 Laps)



POLE POSITION

<b>3</b> 55 Owen PATERSON	<b>2</b> 117 Lianne MAYHEW	<b>1</b> 58 James McLAREN	<b>1</b>
<b>6</b> 22 Ross MAGUIRE	<b>5</b> 99 Marc GIBSON	<b>4</b> 33 Declan CONNELL	<b>2</b>
<b>9</b> 84 Samuel LAIDLOW	<b>8</b> 122 Logan TURNER	<b>7</b> 118 Rod WALKER	<b>3</b>
<b>12</b> 16 Mia KELLAS	<b>11</b> 19 Fletcher McINALLY	<b>10</b> 12 Jimmy MUIR	<b>4</b>
<b>15</b> 69 Mark BOWRAN	<b>14</b> 590 Ian AITKEN	<b>13</b> 27 Jordan HAY	<b>5</b>

Clerk of the Course.

Sig : Time :

Chief Timekeeper : Ian Sharp (SMART Timing)

Results available at [www.smart-timing.co.uk](http://www.smart-timing.co.uk) and [www.speedhive.com](http://www.speedhive.com)

Printed: 29/07/2018 10:19:29

Orbits





# Race Results

## KMSC National Motorcycle Racing AC

Sorted on Laps

KMSC CB500's

Knockhill 1.267 miles

Race 17 - 2nd Race

29/07/2018 10:45

Race (10 Laps) started at 10:21:32

Pos	No.	Name	Make/Model	CC	Class	Laps	Total Tm	Diff	Best Tm	In Lap	Avg. Speed
1	144	Keith SHEPHERD	Honda	CB500	CB	10	11:17.417		1:05.847	6	67.331
2	87	Jodie CHALK	Honda	CB500	CB	10	11:22.744	5.327	1:06.524	5	66.805
3	111	Jimmy SHANKS	Honda	CB500	CB	10	11:41.531	24.114	1:08.456	8	65.016
4	13	Andrew BARTON	Honda	CB500	CB	10	11:43.438	26.021	1:08.120	10	64.840
5	26	Raymond REID	Honda	CB500	CB	10	11:57.154	39.737	1:09.149	10	63.600
6	23	Ross McCLEARY	Honda	CB500	CB	10	11:58.311	40.894	1:08.705	10	63.497
7	7	Colvin DENHOLM	Honda	CB500	CB	10	11:59.484	42.067	1:09.013	10	63.394
8	50	Shane GODDEN	Honda	CB500	CB	10	11:59.526	42.109	1:09.115	10	63.390
9	48	Allan BROOKBANKS	Honda	CB500	CB	10	12:03.616	46.199	1:10.550	8	63.032
10	114	Martin CURRAH	Honda	CB500	CB	10	12:08.664	51.247	1:10.102	10	62.595
11	73	Fraser CAMERON	Honda	CB500	CB	10	12:12.459	55.042	1:10.481	9	62.271
12	96	Andrew KIRKWOOD	Honda	CB500	CB	10	12:13.878	56.461	1:09.639	10	62.151
13	222	Colin READ	Honda	CB500	CB	10	12:16.345	58.928	1:10.879	10	61.942
14	57	Chris MANGHAN	Honda	CB500	CB	9	11:17.793	1 Lap	1:12.214	7	60.564
15	55	Allan McCLEARY	Honda	CB500	CB	9	11:29.361	1 Lap	1:13.369	9	59.548
16	113	Calum PERT	Honda	CB500	CB	9	11:31.809	1 Lap	1:13.987	8	59.337
17	666	David MAGRATH	Honda	CB500	CB	9	11:42.081	1 Lap	1:13.021	9	58.469
18	333	Peter DOLAN	Honda	CB500	CB	9	11:49.322	1 Lap	1:15.672	9	57.872
19	39	Scott YOUNG	Honda	CB500	CB	9	12:14.518	1 Lap	1:18.492	3	55.887

### Not classified

DNF	35	Daryn PETERS	Honda	CB500	CB	2	2:37.562	DNF	1:14.159	1	57.896
DNF	47	Steve KAIN	Honda	CB500	CB		7.210	DNF		0	-
DNS	91	Brian ALEXANDER	Honda	CB500	CB			DNS		0	-
DNS	58	Ross ALLAN	Honda	CB500	CB			DNS		0	-

Margin of Victory	Avg. Speed	Best Lap Tm	Best Speed	Best Lap by
5.327	67.331	1:05.847	69.268	144 - Keith SHEPHERD

Clerk of the Course.

Orbits

Sig : Time :

Chief Timekeeper : Ian Sharp (SMART Timing)

 Results available at [www.smart-timing.co.uk](http://www.smart-timing.co.uk) and [www.speedhive.com](http://www.speedhive.com)

Printed: 29/07/2018 10:35:02



## KMSC National Motorcycle Racing AC

KMSC CB500's

Knockhill 1.267 miles

Race 17 - 2nd Race

29/07/2018 10:45

Race (10 Laps) started at 10:21:32

Lap	Time of Day	Lap Tm	S1	S2	S3	SFSpd	S1Spd	Lap	Time of Day	Lap Tm	S1	S2	S3	SFSpd	S1Spd
<b>(144) Keith SHEPHERD</b>															
1	10:22:48.898	<b>1:10.289</b>	20.508	26.387	23.394	76.432	88.767	1	10:22:55.966	<b>1:15.704</b>	22.787	28.854	24.063	75.317	83.054
2	10:23:56.793	<b>1:07.895</b>	19.370	25.546	22.979	105.848	88.767	2	10:24:07.058	<b>1:11.092</b>	20.074	27.366	23.652	103.402	85.815
3	10:25:04.439	<b>1:07.646</b>	19.174	25.755	22.717	106.183	89.120	3	10:25:18.409	<b>1:11.351</b>	20.393	26.979	23.979	103.402	86.814
4	10:26:11.132	<b>1:06.693</b>	19.056	25.297	22.340	106.520	89.239	4	10:26:30.650	<b>1:12.241</b>	20.191	27.896	24.154	101.218	86.368
5	10:27:17.453	<b>1:06.321</b>	18.740	25.258	22.323	105.848	89.120	5	10:27:41.931	<b>1:11.281</b>	20.266	27.233	23.782	<b>103.721</b>	<b>87.153</b>
6	10:28:23.300	<b>1:05.847</b>	18.687	25.035	<b>22.125</b>	106.351	89.477	6	10:28:52.071	<b>1:10.140</b>	20.160	26.909	23.071	103.561	86.368
7	10:29:29.993	<b>1:06.693</b>	<b>18.648</b>	<b>24.966</b>	23.079	<b>108.064</b>	89.239	7	10:30:02.414	<b>1:10.343</b>	19.786	27.245	23.312	102.768	87.153
8	10:30:36.085	<b>1:06.092</b>	18.682	25.021	22.389	106.015	89.002	8	10:31:12.832	<b>1:10.418</b>	20.077	26.653	23.688	102.926	86.702
9	10:31:42.332	<b>1:06.247</b>	18.781	25.055	22.411	107.717	89.358	9	10:32:23.426	<b>1:10.594</b>	19.871	27.399	23.324	102.298	87.153
10	10:32:50.372	<b>1:08.040</b>	18.683	25.823	23.534	107.717	<b>89.836</b>	10	10:33:32.439	<b>1:09.013</b>	<b>19.444</b>	<b>26.637</b>	<b>22.932</b>	102.142	85.379
<b>(87) Jodie CHALK</b>															
1	10:22:48.987	<b>1:10.408</b>	20.580	26.774	23.054	75.742	89.836	<b>(50) Shane GODDEN</b>							
2	10:23:57.323	<b>1:08.336</b>	19.797	26.100	22.439	104.529	91.179	1	10:22:55.636	<b>1:15.555</b>	22.260	28.620	24.675	78.488	84.946
3	10:25:04.941	<b>1:07.618</b>	19.393	25.887	22.338	108.238	90.809	2	10:24:07.957	<b>1:12.321</b>	20.209	28.129	23.983	103.561	85.925
4	10:26:12.308	<b>1:07.367</b>	19.251	25.946	22.170	<b>108.941</b>	91.055	3	10:25:19.916	<b>1:11.959</b>	20.223	27.603	24.133	103.721	86.927
5	10:27:18.832	<b>1:06.524</b>	<b>19.170</b>	<b>25.340</b>	22.014	108.941	90.932	4	10:26:30.967	<b>1:11.051</b>	20.026	27.464	23.561	103.402	86.368
6	10:28:25.470	<b>1:06.638</b>	19.263	25.525	<b>21.850</b>	108.413	90.686	5	10:27:42.165	<b>1:11.198</b>	20.103	27.626	23.469	106.015	<b>88.649</b>
7	10:29:33.205	<b>1:07.735</b>	20.160	25.555	22.020	107.717	89.836	6	10:28:51.921	<b>1:09.756</b>	19.700	26.778	23.278	<b>106.183</b>	86.702
8	10:30:40.067	<b>1:06.862</b>	19.531	25.456	21.875	108.941	91.055	7	10:30:02.307	<b>1:10.386</b>	19.603	27.365	23.418	104.366	87.380
9	10:31:48.625	<b>1:08.558</b>	19.329	26.622	22.607	108.941	91.055	8	10:31:12.725	<b>1:10.418</b>	19.838	26.770	23.810	103.882	86.702
10	10:32:55.699	<b>1:07.074</b>	19.209	25.648	22.217	107.717	<b>91.303</b>	9	10:32:23.366	<b>1:10.641</b>	19.820	27.130	23.691	103.721	88.068
<b>(48) Allan BROOKBANKS</b>															
1	10:22:51.103	<b>1:11.989</b>	21.551	27.122	23.316	75.828	<b>88.068</b>	1	10:22:54.850	<b>1:15.663</b>	22.689	28.305	24.669	74.152	84.946
2	10:24:00.680	<b>1:09.577</b>	20.298	26.253	23.026	105.349	87.722	2	10:24:06.655	<b>1:11.805</b>	20.215	27.787	23.803	104.043	85.596
3	10:25:09.337	<b>1:08.657</b>	<b>19.596</b>	26.343	22.718	105.848	87.952	3	10:25:18.160	<b>1:11.505</b>	20.350	27.051	24.104	105.349	86.702
4	10:26:19.002	<b>1:09.665</b>	20.067	26.490	23.108	105.349	87.380	4	10:26:30.346	<b>1:12.186</b>	20.620	27.454	24.112	103.721	86.257
5	10:27:28.574	<b>1:09.572</b>	19.994	26.534	23.044	105.020	87.608	5	10:27:41.683	<b>1:11.337</b>	20.234	27.291	23.812	105.349	87.040
6	10:28:37.322	<b>1:08.748</b>	19.719	26.282	22.747	104.366	87.266	6	10:28:53.238	<b>1:11.555</b>	20.816	27.282	<b>23.457</b>	104.043	<b>89.120</b>
7	10:29:46.176	<b>1:08.854</b>	19.983	26.346	<b>22.525</b>	105.515	87.494	7	10:30:04.606	<b>1:11.368</b>	<b>19.837</b>	27.799	23.732	106.015	86.368
8	10:30:54.632	<b>1:08.456</b>	19.969	<b>25.825</b>	22.662	105.681	87.380	8	10:31:15.156	<b>1:10.550</b>	20.101	<b>26.673</b>	23.776	<b>106.351</b>	87.040
9	10:32:04.241	<b>1:09.609</b>	20.133	26.622	22.850	104.692	87.837	9	10:32:25.817	<b>1:10.661</b>	20.073	26.794	23.794	102.768	88.299
10	10:33:14.486	<b>1:10.245</b>	19.841	26.799	23.605	<b>106.015</b>	87.380	10	10:33:36.571	<b>1:10.754</b>	20.139	27.129	23.486	104.204	86.590
<b>(111) Jimmy SHANKS</b>															
1	10:22:52.956	<b>1:13.532</b>	22.112	27.742	23.678	75.657	86.590	<b>(14) Martin CURRAH</b>							
2	10:24:01.606	<b>1:08.650</b>	19.712	<b>26.115</b>	22.823	104.043	87.266	1	10:22:56.820	<b>1:17.232</b>	23.182	29.817	24.233	73.182	83.363
3	10:25:11.213	<b>1:09.607</b>	19.732	26.899	22.976	104.856	87.952	2	10:24:10.298	<b>1:13.478</b>	20.517	28.694	24.267	105.681	81.441
4	10:26:20.882	<b>1:09.669</b>	19.950	26.653	23.066	<b>106.015</b>	87.837	3	10:25:21.815	<b>1:11.517</b>	19.830	27.731	23.956	105.020	88.649
5	10:27:30.633	<b>1:09.751</b>	20.024	26.971	22.756	104.529	86.927	4	10:26:34.360	<b>1:12.545</b>	19.887	28.776	23.882	106.520	86.927
6	10:28:41.460	<b>1:10.827</b>	20.275	27.420	23.132	105.184	86.146	5	10:27:46.941	<b>1:12.581</b>	20.488	28.206	23.887	107.372	86.590
7	10:29:50.250	<b>1:08.790</b>	19.799	26.334	22.657	104.204	86.702	6	10:28:58.573	<b>1:11.632</b>	19.779	28.358	23.495	106.015	87.153
8	10:30:59.770	<b>1:09.520</b>	19.514	27.710	<b>22.296</b>	105.681	87.608	7	10:30:10.351	<b>1:11.778</b>	20.107	27.819	23.852	105.515	84.732
9	10:32:08.273	<b>1:08.503</b>	19.481	26.431	22.591	106.015	87.266	8	10:31:21.026	<b>1:10.675</b>	19.943	27.537	23.195	106.689	<b>88.767</b>
10	10:33:16.393	<b>1:08.120</b>	19.503	26.209	22.408	105.681	<b>88.532</b>	9	10:32:31.517	<b>1:10.491</b>	19.809	<b>27.487</b>	23.195	<b>107.544</b>	86.146
<b>(26) Raymond REID</b>															
1	10:22:52.903	<b>1:13.435</b>	21.917			77.224	88.532	10	10:33:41.619	<b>1:10.102</b>	<b>19.561</b>	27.635	<b>22.906</b>	106.183	85.487
2	10:24:04.471	<b>1:11.568</b>	20.539			104.529	<b>88.884</b>	<b>(73) Fraser CAMERON</b>							
3	10:25:16.099	<b>1:11.628</b>	20.162	27.640	23.826	<b>105.184</b>	88.649	1	10:22:57.632	<b>1:16.892</b>	22.967			77.224	83.157
4	10:26:28.884	<b>1:12.785</b>	20.223			104.856	86.927	2	10:24:11.059	<b>1:13.427</b>	20.928			101.678	84.412
5	10:27:40.661	<b>1:11.777</b>	20.439			104.204	86.590	3	10:25:23.075	<b>1:12.016</b>	20.849			100.310	85.162
6	10:28:51.356	<b>1:10.695</b>	20.417	26.603	23.675	104.692	88.183	4	10:26:35.661	<b>1:12.586</b>	20.799			98.543	84.946
7	10:30:01.457	<b>1:10.101</b>	19.933	26.744	23.424	104.204	88.183	5	10:27:47.644	<b>1:11.983</b>	20.542			100.611	84.518
8	10:31:10.882	<b>1:09.425</b>	20.016	<b>26.153</b>	23.256	105.020	88.532	6	10:28:59.311	<b>1:11.667</b>	20.414			101.987	84.839
9	10:32:20.960	<b>1:10.078</b>	20.021	26.859	<b>23.198</b>	104.529	87.608	7	10:30:11.369	<b>1:12.058</b>	20.290			102.142	<b>85.596</b>
10	10:33:30.109	<b>1:09.149</b>	<b>19.370</b>	26.485	23.294	104.856	87.040	8	10:31:22.998	<b>1:11.629</b>	20.351			101.371	83.780
<b>(23) Ross McCLEARY</b>															
1	10:22:55.863	<b>1:16.386</b>	23.248	28.711	24.427	74.070	84.200	9	10:32:33.479	<b>1:10.481</b>	<b>20.111</b>			<b>102.298</b>	85.054
2	10:24:08.208	<b>1:12.345</b>	20.512	27.863	23.970	104.043	<b>87.837</b>	10	10:33:45.414	<b>1:11.935</b>	20.309	<b>27.496</b>	<b>24.130</b>	100.762	84.200
3	10:25:20.269	<b>1:12.061</b>	20.671	27.482	23.908	104.204	85.815	<b>(96) Andrew KIRKWOOD</b>							
4	10:26:31.253	<b>1:10.984</b>	20.364	27.203	23.417	103.561	85.379	1	10:23:02.928	<b>1:21.574</b>	23.628	31.085	26.861	77.402	85.925
5	10:27:42.590	<b>1:11.337</b>	20.484	27.179	23.674	<b>105.020</b>	86.590	2	10:24:16.793	<b>1:13.865</b>	20.829	27.900	25.136	100.762	85.487
6	10:28:53.676	<b>1:11.086</b>	2												

## KMSC National Motorcycle Racing AC

KMSC CB500's

Knockhill 1.267 miles

Race 17 - 2nd Race

29/07/2018 10:45

Race (10 Laps) started at 10:21:32

Lap	Time of Day	Lap Tm	S1	S2	S3	SFSpd	S1Spd	Lap	Time of Day	Lap Tm	S1	S2	S3	SFSpd	S1Spd
3	10:25:25.557	<b>1:12.242</b>	20.562	27.521	24.159	99.125	83.157	(35) Daryn PETERS							
4	10:26:37.953	<b>1:12.396</b>	20.579	27.306	24.511	100.460	83.675	1	10:22:53.949	<b>1:14.159</b>	<b>21.985</b>	<b>28.537</b>	<b>23.637</b>	77.941	<b>85.925</b>
5	10:27:50.164	<b>1:12.211</b>	20.914	27.200	24.097	97.117	83.675	2	10:24:10.517	<b>1:16.568</b>	22.877	29.669	24.022	<b>104.692</b>	58.456
6	10:29:02.300	<b>1:12.136</b>	20.734	27.446	23.956	95.868	83.363								
7	10:30:14.346	<b>1:12.046</b>	21.097	26.912	24.037	98.833	82.341								
8	10:31:26.422	<b>1:12.076</b>	20.769	27.123	24.184	98.543	83.260								
9	10:32:38.421	<b>1:11.999</b>	20.658	27.205	24.136	98.254	83.157								
10	10:33:49.300	<b>1:10.879</b>	<b>20.370</b>	<b>26.718</b>	<b>23.791</b>	<b>100.762</b>	83.467								

(57) Chris MANGHAN

1	10:23:03.059	<b>1:21.152</b>	23.466			75.914	81.639
2	10:24:17.413	<b>1:14.354</b>	21.384			94.252	85.054
3	10:25:32.339	<b>1:14.926</b>	20.949			95.868	<b>85.270</b>
4	10:26:46.743	<b>1:14.404</b>	21.356			96.697	85.054
5	10:28:00.144	<b>1:13.401</b>	20.955			101.832	83.157
6	10:29:12.790	<b>1:12.646</b>	20.958			100.161	84.946
7	10:30:25.004	<b>1:12.214</b>	<b>20.612</b>	<b>28.149</b>	<b>23.453</b>	101.832	84.518
8	10:31:37.463	<b>1:12.459</b>	20.888			<b>101.987</b>	83.989
9	10:32:50.748	<b>1:13.285</b>	20.969			98.688	84.839

(55) Allan McCLEARY

1	10:23:02.496	<b>1:21.259</b>	23.095	31.112	27.052	77.851	79.511
2	10:24:19.205	<b>1:16.709</b>	22.396	29.622	24.691	97.399	81.639
3	10:25:34.664	<b>1:15.459</b>	21.273	29.422	24.764	100.762	83.260
4	10:26:50.345	<b>1:15.681</b>	21.375	29.594	24.712	101.066	<b>83.885</b>
5	10:28:05.379	<b>1:15.034</b>	20.948	29.598	24.488	<b>101.371</b>	81.839
6	10:29:20.188	<b>1:14.809</b>	21.208	29.298	24.303	100.611	81.739
7	10:30:34.305	<b>1:14.117</b>	<b>20.874</b>	29.051	24.192	101.218	82.039
8	10:31:48.947	<b>1:14.642</b>	21.226	28.860	24.556	101.218	80.755
9	10:33:02.316	<b>1:13.369</b>	20.989	<b>28.197</b>	<b>24.183</b>	100.011	83.157

(113) Calum PERT

1	10:22:59.450	<b>1:18.013</b>	22.566	30.946	24.501	81.938	81.146
2	10:24:15.559	<b>1:16.109</b>	21.322	30.161	24.626	101.832	83.467
3	10:25:31.784	<b>1:16.225</b>	21.206	29.965	25.054	102.611	85.162
4	10:26:48.654	<b>1:16.870</b>	22.168	29.990	24.712	98.833	83.157
5	10:28:04.448	<b>1:15.794</b>	21.748	29.783	<b>24.263</b>	100.914	83.054
6	10:29:19.621	<b>1:15.173</b>	21.477	29.286	24.410	102.926	84.732
7	10:30:36.170	<b>1:16.549</b>	21.498	30.172	24.879	102.454	82.139
8	10:31:50.157	<b>1:13.987</b>	<b>20.243</b>	29.362	24.382	<b>103.084</b>	85.379
9	10:33:04.764	<b>1:14.607</b>	21.034	<b>29.122</b>	24.451	102.611	<b>85.925</b>

(666) David MAGRATH

1	10:23:05.773	<b>1:24.119</b>	24.179	32.853	27.087	74.564	75.914
2	10:24:23.532	<b>1:17.759</b>	21.818	29.917	26.024	96.143	<b>83.054</b>
3	10:25:40.114	<b>1:16.582</b>	21.770	29.372	25.440	91.802	82.747
4	10:26:58.544	<b>1:18.430</b>	23.542	29.474	25.414	94.785	75.742
5	10:28:14.918	<b>1:16.374</b>	21.862	29.049	25.463	94.252	81.540
6	10:29:31.587	<b>1:16.669</b>	21.335	29.261	26.073	98.688	82.849
7	10:30:47.823	<b>1:16.236</b>	21.857	29.261	25.118	<b>100.011</b>	75.402
8	10:32:02.015	<b>1:14.192</b>	21.355	28.386	<b>24.451</b>	94.518	81.739
9	10:33:15.036	<b>1:13.021</b>	<b>20.868</b>	<b>27.665</b>	24.488	98.688	82.951

(333) Peter DOLAN

1	10:23:05.037	<b>1:23.957</b>	24.672	32.422	26.863	79.985	75.233
2	10:24:22.325	<b>1:17.288</b>	21.877	30.055	25.356	99.272	<b>82.849</b>
3	10:25:38.663	<b>1:16.338</b>	21.613	29.586	25.139	100.762	82.645
4	10:26:55.464	<b>1:16.801</b>	21.581	29.748	25.472	<b>101.371</b>	80.465
5	10:28:12.948	<b>1:17.484</b>	21.381	30.174	25.929	100.161	79.136
6	10:29:30.597	<b>1:17.649</b>	21.930	30.261	25.458	99.125	75.064
7	10:30:50.331	<b>1:19.734</b>	23.989	29.924	25.821	91.552	80.658
8	10:32:06.605	<b>1:16.274</b>	21.356	<b>29.447</b>	25.471	99.419	81.639
9	10:33:22.277	<b>1:15.672</b>	<b>21.166</b>	29.571	<b>24.935</b>	99.863	81.938

(39) Scott YOUNG

1	10:23:06.513	<b>1:24.671</b>	24.965	33.222	26.484	70.196	75.148
2	10:24:25.477	<b>1:18.964</b>	22.965	30.780	25.219	95.323	<b>80.950</b>
3	10:25:43.969	<b>1:18.492</b>	22.790	<b>30.688</b>	<b>25.014</b>	96.976	80.176
4	10:27:02.946	<b>1:18.977</b>	22.679	31.024	25.274	<b>98.111</b>	78.488
5	10:28:22.377	<b>1:19.431</b>	22.621	30.934	25.876	97.257	78.032
6	10:29:43.916	<b>1:21.539</b>	24.518	31.282	25.739	88.767	73.502
7	10:31:04.061	<b>1:20.145</b>	<b>22.461</b>	31.703	25.981	91.552	76.259
8	10:32:26.065	<b>1:22.004</b>	23.309	32.401	26.294	90.564	75.828
9	10:33:47.473	<b>1:21.408</b>	23.236	31.416	26.756	88.299	74.647

Clerk of the Course.

Sig : Time :

Chief Timekeeper : Ian Sharp (SMART Timing)

 Results available at [www.smart-timing.co.uk](http://www.smart-timing.co.uk) and [www.speedhive.com](http://www.speedhive.com)

Printed: 29/07/2018 10:35:25

Orbits



## KMSC National Motorcycle Racing AC

Lapchart

KMSC CB500's

Knockhill 1.267 miles

Race 17 - 2nd Race

29/07/2018 10:45

Race (10 Laps) started at 10:21:32

Competitors	Laps											
	0	1	2	3	4	5	6	7	8	9	10	
Jodie CHALK (87)	1	87	144	144	144	144	144	144	144	144	144	144
Keith SHEPHERD (144)	2	144	87	87	87	87	87	87	87	87	87	87
Jimmy SHANKS (111)	3	111	111	111	111	111	111	111	111	111	111	111
Allan BROOKBANKS (48)	4	48	26	13	13	13	13	13	13	13	13	13
Andrew BARTON (13)	5	13	13	26	26	26	26	26	26	26	26	26
Raymond REID (26)	6	26	35	48	48	48	48	50	50	50	23	23
Ross McCLEARY (23)	7	23	48	7	7	7	7	7	7	7	50	7
Martin CURRAH (114)	8	114	50	50	50	50	50	48	23	23	7	50
Daryn PETERS (35)	9	35	23	23	23	23	23	23	48	48	48	48
Shane GODDEN (50)	10	50	7	114	114	114	114	114	114	114	114	114
Steve KAIN (47)	11	47	114	35	73	73	73	73	73	73	73	73
Colvin DENHOLM (7)	12	7	73	73	222	222	222	222	222	222	96	96
Fraser CAMERON (73)	13	73	113	222	96	96	96	96	96	96	222	222
Peter DOLAN (333)	14	333	222	113	113	57	57	57	57	57	57	57
Allan McCLEARY (55)	15	55	55	96	57	113	113	113	55	55	55	55
Andrew KIRKWOOD (96)	16	96	96	57	55	55	55	55	113	113	113	113
Colin READ (222)	17	222	57	55	333	333	333	333	666	666	666	666
Calum PERT (113)	18	113	333	333	666	666	666	666	333	333	333	333
David MAGRATH (666)	19	666	666	666	39	39	39	39	39	39	39	39
Scott YOUNG (39)	20	39	39	39								
Chris MANGHAN (57)	21	57										
-	22											
-	23											

Clerk of the Course.

Orbits

Sig : Time :

Chief Timekeeper : Ian Sharp (SMART Timing)

 Results available at [www.smart-timing.co.uk](http://www.smart-timing.co.uk) and [www.speedhive.com](http://www.speedhive.com)

Printed: 29/07/2018 10:35:56



# Race Results

## KMSC National Motorcycle Racing AC

Sorted on Laps

KMSC Formula 600

Knockhill 1.267 miles

Race 18 - 2nd Race

29/07/2018 11:00

Race (10 Laps) started at 10:39:45

Pos	No.	Name	Make/Model	CC	Class	Laps	Total Tm	Diff	Best Tm	In Lap	Avg. Speed
1	69	Rory SKINNER	Kawasaki	ZX6R	S6	5	4:48.223		56.097	5	79.124
2	64	Sam MUNRO	Kawasaki	ZX6R 600	S6	5	4:49.649	1.426	56.291	5	78.735
3	2	Lewis PATERSON	Yamaha	R6 600	S6	5	4:53.350	5.127	56.657	4	77.741
4	12	William MONIE	Suzuki	GSXR600	S6	5	4:55.237	7.014	56.878	5	77.245
5	55	James McLAREN	Suzuki	GSXR600	S6	5	4:57.185	8.962	57.490	5	76.738
6	26	Alan McGREGOR	Kawasaki	ZX6	S6	5	4:57.301	9.078	57.309	4	76.708
7	8	Jon DICKIE	Yamaha	R6 600	S6	5	4:58.701	10.478	57.720	5	76.349
8	87	Steven ALLISON	Kawasaki	ZX6R 600	S6	5	5:05.900	17.677	58.987	5	74.552
9	11	Patrick FORMAN	Kawasaki	ZX6R 600	S6	5	5:06.465	18.242	59.310	5	74.415
10	85	Steve HORNE	Triumph	Daytona 675	S6	5	5:07.101	18.878	58.681	3	74.260
11	28	Paul BOWERBANK	Yamaha	R6 600	S6	5	5:11.080	22.857	1:00.272	5	73.311
12	58	Barry STEWART	Kawasaki	ZX6R 600	S6	5	5:18.918	30.695	1:01.449	5	71.509
13	5	Simon SMAIL	Triumph	Daytona 675R	S6	5	5:19.323	31.100	59.604	5	71.418
14	48	Mark FARRELL	Yamaha	R6 600	S6	5	5:29.069	40.846	1:01.336	4	69.303
15	27	Andrew DONALD	Kawasaki	ZX6R 600	S6	5	5:31.411	43.188	1:03.758	5	68.813
16	103	Richard DUNCAN	BMW	S1000RR	S6	5	5:32.204	43.981	1:04.000	3	68.649
17	278	Paul MARSHALL	Kawasaki	ER6	S6	5	5:32.878	44.655	1:03.274	3	68.510
18	45	Adam SIMPSON	Yamaha	R6	S6	5	5:33.203	44.980	1:03.699	3	68.443
19	22	Chris SPELLMAN	Yamaha	R6 600	S6	5	5:33.391	45.168	1:01.904	4	68.405
20	6	James WILKEN	Yamaha	R6 600	S6	5	5:36.716	48.493	1:03.269	5	67.729
21	52	John HODGE	Kawasaki	ZX6R	S6	5	5:38.594	50.371	1:05.149	5	67.353
22	25	Jim PURVIS	Yamaha	R6 600	S6	5	5:38.875	50.652	1:04.531	5	67.298
23	76	Steven BEATTIE	Triumph	Daytona 675R	S6	5	5:39.297	51.074	1:04.701	4	67.214
Not classified (from pos 24)											
	82	Scott SMITH	Suzuki	GSXR600	S6	5	5:24.612	36.389	1:02.196	5	70.255
DNS	1	Bruce BIRNIE	Kawasaki	ZX6	S6			DNS		0	-
DNS	23	Graeme MacLEOD	Suzuki	GSXR600	S6			DNS		0	-
DNS	92	Christopher SCOTT	Yamaha	R6 600	S6			DNS		0	-

### Announcements

Bike No.48 - Racetime includes 10 second Jump Start penalty.

RED FLAG after Leader completed 6 laps - Result declared at 5 Laps.

Bike No.82 - Not classified - Not running at time of Red Flag.

Margin of Victory	Avg. Speed	Best Lap Tm	Best Speed	Best Lap by
1.426	79.124	56.097	81.307	69 - Rory SKINNER

Clerk of the Course.

Orbits

Sig : Time :

Chief Timekeeper : Ian Sharp (SMART Timing)

 Results available at [www.smart-timing.co.uk](http://www.smart-timing.co.uk) and [www.speedhive.com](http://www.speedhive.com)

Printed: 29/07/2018 10:50:45





## KMSC National Motorcycle Racing AC

**KMSC Formula 600**
**Knockhill 1.267 miles**
**Race 18 - 2nd Race**
**29/07/2018 11:00**
**Race (10 Laps) started at 10:39:45**

Lap	Time of Day	Lap Tm	S1	S2	S3	SFSpd	S1Spd	Lap	Time of Day	Lap Tm	S1	S2	S3	SFSpd	S1Spd
<b>(69) Rory SKINNER</b>															
1	10:40:48.524	<b>57.726</b>	16.625	22.213	18.888	94.252	118.356	3	10:42:55.864	<b>1:00.654</b>	17.423	23.453	<b>19.778</b>	126.857	113.935
2	10:41:45.271	<b>56.747</b>	15.973	21.909	18.865	<b>141.877</b>	119.196	4	10:43:56.570	<b>1:00.706</b>	17.226	23.524	19.956	128.313	114.910
3	10:42:41.653	<b>56.382</b>	15.789	21.791	18.802	141.877	119.409	5	10:44:56.842	<b>1:00.272</b>	<b>16.723</b>	23.605	19.944	<b>136.121</b>	<b>116.912</b>
4	10:43:37.888	<b>56.235</b>	15.824	21.690	<b>18.721</b>	139.517	118.985	<b>(58) Barry STEWART</b>							
5	10:44:33.985	<b>56.097</b>	<b>15.627</b>	21.676	18.794	141.279	<b>119.621</b>	1	10:40:57.636	<b>1:05.519</b>	18.403	25.734	21.382	100.011	109.653
<b>(64) Sam MUNRO</b>															
1	10:40:48.633	<b>58.075</b>	17.066	22.341	<b>18.668</b>	92.690	118.147	2	10:41:59.814	<b>1:02.178</b>	17.200	24.454	20.524	126.142	<b>115.703</b>
2	10:41:46.282	<b>57.649</b>	15.989	22.082	19.578	<b>140.982</b>	118.356	3	10:43:01.681	<b>1:01.867</b>	17.170	24.370	20.327	133.150	115.703
3	10:42:42.820	<b>56.538</b>	15.951	21.725	18.862	138.081	118.775	4	10:44:03.231	<b>1:01.550</b>	16.968	24.264	<b>20.318</b>	<b>135.298</b>	115.703
4	10:43:39.120	<b>56.300</b>	15.893	21.678	18.729	138.366	118.147	5	10:45:04.680	<b>1:01.449</b>	<b>16.954</b>	24.087	20.408	133.415	114.323
5	10:44:35.411	<b>56.291</b>	15.868	21.712	18.711	140.099	118.147	<b>(5) Simon SMAIL</b>							
<b>(2) Lewis PATERSON</b>															
1	10:40:50.607	<b>59.520</b>	17.134	22.912	19.474	93.988	<b>117.940</b>	1	10:41:00.496	<b>1:07.428</b>	19.899	26.763	20.766	95.053	92.690
2	10:41:48.524	<b>57.917</b>	16.688	22.076	19.153	132.102	116.506	2	10:42:04.146	<b>1:03.650</b>	17.784	25.346	20.520	125.201	105.515
3	10:42:45.789	<b>57.265</b>	16.396	21.868	19.001	135.025	117.116	3	10:43:05.595	<b>1:01.449</b>	17.145	24.198	20.106	129.802	108.941
4	10:43:42.446	<b>56.657</b>	16.230	<b>21.544</b>	<b>18.883</b>	137.234	117.116	4	10:44:05.481	<b>59.886</b>	17.365	<b>22.923</b>	19.598	133.947	110.374
5	10:44:39.112	<b>56.666</b>	16.165	21.608	18.893	<b>138.366</b>	117.526	5	10:45:05.085	<b>59.604</b>	<b>16.744</b>	23.295	<b>19.565</b>	<b>135.025</b>	<b>111.105</b>
<b>(12) William MONIE</b>															
1	10:40:50.927	<b>1:00.030</b>	17.501	22.890	19.639	92.818	118.565	<b>(48) Mark FARRELL</b>							
2	10:41:49.367	<b>58.440</b>	16.934	22.509	18.997	132.886	118.565	1	10:40:57.233	<b>1:04.753</b>	18.583	25.404	20.766	95.731	109.474
3	10:42:46.815	<b>57.448</b>	16.344	21.976	19.128	138.366	120.049	2	10:42:00.061	<b>1:02.828</b>	17.772	24.570	20.486	130.306	<b>115.703</b>
4	10:43:44.121	<b>57.306</b>	16.390	21.945	18.971	138.366	119.835	3	10:43:02.035	<b>1:01.974</b>	17.138	24.428	20.408	134.754	115.305
5	10:44:40.999	<b>56.878</b>	<b>16.144</b>	21.810	<b>18.924</b>	<b>140.982</b>	<b>120.697</b>	4	10:44:03.371	<b>1:01.336</b>	16.883	24.266	<b>20.187</b>	<b>135.845</b>	115.703
<b>(55) James McLAREN</b>															
1	10:40:51.396	<b>59.899</b>	17.313	23.053	19.533	95.323	116.912	5	10:45:04.831	<b>1:01.460</b>	17.003	24.085	20.372	133.947	114.910
2	10:41:49.794	<b>58.398</b>	16.669	22.530	<b>19.199</b>	137.516	117.116	<b>(27) Andrew DONALD</b>							
3	10:42:47.641	<b>57.847</b>	16.327	22.199	19.321	<b>139.517</b>	117.321	1	10:41:01.068	<b>1:08.572</b>	20.799	27.002	20.771	89.002	98.254
4	10:43:45.457	<b>57.816</b>	16.241	22.196	19.379	138.939	115.903	2	10:42:05.160	<b>1:04.092</b>	18.272	25.143	20.677	118.565	114.910
5	10:44:42.947	<b>57.490</b>	<b>16.075</b>	22.047	19.368	139.517	115.305	3	10:43:09.592	<b>1:04.432</b>	18.024	25.670	20.738	121.352	<b>115.107</b>
<b>(26) Alan McGREGOR</b>															
1	10:40:51.982	<b>1:00.555</b>	17.733	23.353	19.469	93.335	116.709	4	10:44:13.415	<b>1:03.823</b>	18.012	25.141	<b>20.670</b>	<b>129.802</b>	113.935
2	10:41:49.713	<b>58.731</b>	16.718	22.753	19.260	124.273	114.714	5	10:45:17.173	<b>1:03.758</b>	<b>17.939</b>	<b>25.086</b>	20.733	123.133	114.910
3	10:42:48.319	<b>57.606</b>	16.504	22.098	19.004	131.842	115.903	<b>(103) Richard DUNCAN</b>							
4	10:43:45.628	<b>57.309</b>	<b>16.285</b>	22.119	<b>18.905</b>	133.947	115.903	1	10:40:59.836	<b>1:06.991</b>	19.053	26.550	21.388	100.310	103.721
5	10:44:43.063	<b>57.435</b>	16.304	22.075	19.056	<b>138.366</b>	<b>116.912</b>	2	10:42:03.853	<b>1:04.017</b>	18.170	25.358	<b>20.489</b>	113.166	101.987
<b>(8) Jon DICKIE</b>															
1	10:40:52.224	<b>1:00.551</b>	17.630	23.449	19.472	95.459	115.305	3	10:43:07.853	<b>1:04.000</b>	<b>17.982</b>	<b>25.316</b>	20.702	115.504	100.914
2	10:41:50.963	<b>58.739</b>	16.558	23.071	<b>19.110</b>	128.559	117.321	4	10:44:14.929	<b>1:04.773</b>	18.442	25.490	20.841	<b>119.196</b>	<b>103.882</b>
3	10:42:48.913	<b>57.950</b>	16.454	22.381	19.115	135.025	<b>119.196</b>	5	10:45:17.966	<b>1:05.340</b>	18.339	26.130	20.871	112.597	101.832
4	10:43:46.743	<b>57.830</b>	16.277	22.439	19.114	135.298	116.912	<b>(278) Paul MARSHALL</b>							
5	10:44:44.463	<b>57.720</b>	16.253	22.200	19.267	135.845	117.321	1	10:41:02.425	<b>1:08.497</b>	20.120			96.558	
<b>(87) Steven ALLISON</b>															
1	10:40:53.901	<b>1:02.181</b>	18.217	23.794	20.170	95.459	112.033	2	10:42:07.020	<b>1:04.595</b>	17.972	<b>25.244</b>	<b>21.379</b>	113.742	
2	10:41:54.058	<b>1:00.157</b>	17.169	22.934	20.054	126.857	111.846	3	10:43:10.294	<b>1:03.274</b>	17.651			122.014	105.515
3	10:42:53.606	<b>59.548</b>	17.054	22.723	19.771	129.053	<b>113.166</b>	4	10:44:14.195	<b>1:03.901</b>	<b>17.565</b>			<b>126.857</b>	<b>111.846</b>
4	10:43:52.675	<b>59.069</b>	16.852	<b>22.390</b>	19.827	130.306	112.976	5	10:45:18.640	<b>1:04.445</b>	17.591			126.380	109.296
5	10:44:51.662	<b>58.987</b>	17.003	22.469	<b>19.515</b>	132.102	112.597	<b>(45) Adam SIMPSON</b>							
<b>(11) Patrick FORMAN</b>															
1	10:40:53.587	<b>1:01.699</b>	17.914	23.728	20.057	95.731	112.408	1	10:41:01.866	<b>1:08.200</b>	19.609	27.468	21.123	96.281	95.459
2	10:41:53.498	<b>59.911</b>	17.133	23.082	19.696	126.142	110.739	2	10:42:06.405	<b>1:04.539</b>	18.502	<b>24.866</b>	21.171	117.733	102.768
3	10:42:53.139	<b>59.641</b>	17.041	22.977	19.623	129.053	111.105	3	10:43:10.104	<b>1:03.699</b>	17.920	24.882	<b>20.897</b>	120.480	107.372
4	10:43:52.917	<b>59.778</b>	16.826	<b>22.760</b>	20.192	129.551	111.846	4	10:44:14.929	<b>1:04.825</b>	18.387	24.978	21.460	<b>123.133</b>	107.544
5	10:44:52.227	<b>59.310</b>	16.889	22.969	<b>19.452</b>	129.053	<b>113.357</b>	5	10:45:18.965	<b>1:04.036</b>	<b>17.569</b>	25.390	21.077	117.116	<b>112.220</b>
<b>(85) Steve HORNE</b>															
1	10:40:55.141	<b>1:02.937</b>	18.441	24.587	19.909	97.399	112.033	<b>(22) Chris SPELLMAN</b>							
2	10:41:55.781	<b>1:00.640</b>	17.080	23.779	19.781	131.584	117.116	1	10:41:03.662	<b>1:10.127</b>	20.251	28.535	21.341	97.257	89.957
3	10:42:54.462	<b>58.681</b>	16.690	<b>22.511</b>	19.480	134.754	117.321	2	10:42:08.867	<b>1:05.205</b>	17.849	26.150	21.206	125.670	105.020
4	10:43:53.424	<b>58.962</b>	16.388	23.074	19.500	136.398	<b>117.733</b>	3	10:43:14.021	<b>1:05.154</b>	18.273	26.056	20.825	128.559	100.611
5	10:44:52.863	<b>59.439</b>	16.626	23.379	<b>19.434</b>	<b>136.675</b>	112.597	4	10:44:15.925	<b>1:01.904</b>	<b>17.202</b>	<b>24.443</b>	<b>20.259</b>	<b>131.584</b>	<b>110.193</b>
<b>(28) Paul BOWERBANK</b>															
1	10:40:54.581	<b>1:02.772</b>	18.407	24.042	20.323	97.117	109.832	5	10:45:19.153	<b>1:03.228</b>	17.629	24.822	20.777	129.802	108.941
2	10:41:55.210	<b>1:00.629</b>	17.477	23.359	19.793	120.915	115.703	<b>(6) James WILKEN</b>							
<b>(52) John HODGE</b>															
1	10:41:01.028	<b>1:08.171</b>	19.727					1	10:41:03.319	<b>1:10.248</b>	20.604	28.424	21.220	90.809	93.595
2	10:42:08.507	<b>1:07.479</b>	19.228					2	10:42:08.987	<b>1:05.668</b>	18.418	26.500	20.750	120.697	101.524
3	10:43:13.923	<b>1:05.416</b>	18.580					3	10:43:14.509	<b>1:05.522</b>	18.384	26.328	20.810	119.409	103.084
4	10:44:19.207	<b>1:05.284</b>	18.353												

## KMSC National Motorcycle Racing AC

KMSC Formula 600

Knockhill 1.267 miles

Race 18 - 2nd Race

29/07/2018 11:00

Race (10 Laps) started at 10:39:45

Lap	Time of Day	Lap Tm	S1	S2	S3	SFSpd	S1Spd	Lap	Time of Day	Lap Tm	S1	S2	S3	SFSpd	S1Spd
<b>(25) Jim PURVIS</b>															
1	10:41:04.387	<b>1:11.190</b>	20.740	28.773	21.677	86.257	92.181								
2	10:42:09.632	<b>1:05.245</b>	18.204	25.961	21.080	111.846	110.374								
3	10:43:15.446	<b>1:05.814</b>	18.028	26.953	20.833	116.709	96.836								
4	10:44:20.106	<b>1:04.660</b>	17.951	25.987	20.722	115.703	106.015								
5	10:45:24.637	<b>1:04.531</b>	18.183	25.639	<b>20.709</b>	115.504	104.692								
<b>(76) Steven BEATTIE</b>															
1	10:41:02.877	<b>1:10.097</b>	20.040	28.818	21.239	93.857	95.188								
2	10:42:08.751	<b>1:05.874</b>	18.333	26.250	21.291	121.133	109.118								
3	10:43:14.967	<b>1:06.216</b>	18.568	26.846	20.802	124.735	95.595								
4	10:44:19.668	<b>1:04.701</b>	18.192	25.803	20.706	120.697	<b>112.408</b>								
5	10:45:25.059	<b>1:05.391</b>	19.344	<b>25.526</b>	<b>20.521</b>	120.915	105.681								
<b>(82) Scott SMITH</b>															
1	10:40:59.904	<b>1:06.782</b>	19.731			98.398	96.419								
2	10:42:02.846	<b>1:02.942</b>	17.848	24.614	<b>20.480</b>	125.201	104.856								
3	10:43:05.799	<b>1:02.953</b>	17.893	<b>24.479</b>	20.581	122.683	105.184								
4	10:44:08.178	<b>1:02.379</b>	17.759			123.815	<b>107.372</b>								
5	10:45:10.374	<b>1:02.196</b>	<b>17.645</b>			<b>129.053</b>	104.856								

Clerk of the Course.

Orbits

Sig :                      Time :  
 Chief Timekeeper : Ian Sharp (SMART Timing)  
 Results available at [www.smart-timing.co.uk](http://www.smart-timing.co.uk) and [www.speedhive.com](http://www.speedhive.com)



## KMSC National Motorcycle Racing AC

Lapchart

**KMSC Formula 600**

Knockhill 1.267 miles

**Race 18 - 2nd Race**

29/07/2018 11:00

**Race (10 Laps) started at 10:39:45**

Competitors	Laps					
	0	1	2	3	4	5
Sam MUNRO (64)	1	64	69	69	69	69
Rory SKINNER (69)	2	69	64	64	64	64
William MONIE (12)	3	12	2	2	2	2
Lewis PATERSON (2)	4	2	12	12	12	12
Alan McGREGOR (26)	5	26	55	55	55	55
James McLAREN (55)	6	55	26	26	26	26
Jon DICKIE (8)	7	8	8	8	8	8
Steven ALLISON (87)	8	87	11	11	87	87
Paul BOWERBANK (28)	9	28	87	87	11	11
Patrick FORMAN (11)	10	11	28	28	85	85
Barry STEWART (58)	11	58	85	28	28	28
Steve HORNE (85)	12	85	48	58	58	58
Mark FARRELL (48)	13	48	58	48	48	48
Andrew DONALD (27)	14	27	103	82	5	5
Steven BEATTIE (76)	15	76	82	103	82	82
Richard DUNCAN (103)	16	103	5	5	103	27
John HODGE (52)	17	52	52	27	27	103
Simon SMAIL (5)	18	5	27	45	45	278
James WILKEN (6)	19	6	45	278	278	45
Scott SMITH (82)	20	82	278	52	52	22
Jim PURVIS (25)	21	25	76	76	22	52
Chris SPELLMAN (22)	22	22	6	22	6	52
Adam SIMPSON (45)	23	45	22	6	76	25
Paul MARSHALL (278)	24	278	25	25	25	76
-	25					
-	26					
-	27					

Clerk of the Course.

Sig : Time :  
 Chief Timekeeper : Ian Sharp (SMART Timing)  
 Results available at [www.smart-timing.co.uk](http://www.smart-timing.co.uk) and [www.speedhive.com](http://www.speedhive.com)

Printed: 29/07/2018 10:51:55

Orbits



# Race Results

## KMSC National Motorcycle Racing AC

Sorted on Laps

KMSC Superbikes & KMSC Clubman

Knockhill 1.267 miles

Race 19 - 2nd Race

29/07/2018 11:15

Race (10 Laps) started at 10:55:00

Pos	No.	Name	Make/Model	CC	Class	Laps	Total Tm	Diff	Best Tm	In Lap	Avg. Speed
1	94	Greg GILFILLAN	BMW	S1000RR	SB	10	9:32.235		55.523	10	79.707
2	45	Ewan GRAY	Kawasaki	ZX10R	SB	10	9:33.723	1.488	55.974	10	79.500
3	72	Sean GILFILLAN	BMW	S1000RR	SB	10	9:45.588	13.353	57.163	4	77.889
4	1	Bruce BIRNIE	BMW	S1000RR	SB	10	9:45.894	13.659	56.458	9	77.848
5	71	Gavin JONES	Yamaha	R1	C	10	9:49.828	17.593	57.866	8	77.329
6	32	John MacDONALD	Yamaha	R1	SB	10	9:50.164	17.929	57.044	6	77.285
7	99	Callum GRIGOR	Kawasaki	ZX10RR	SB	10	9:58.270	26.035	57.961	9	76.238
8	18	Clint WALKER	BMW	S1000RR	C	10	10:10.886	38.651	58.728	2	74.664
9	67	Des BURNS	Kawasaki	ZX10R	C	10	10:10.930	38.695	59.463	9	74.658
10	30	Alan RENNIE	Honda	Fireblade	C	10	10:13.382	41.147	59.191	9	74.360
11	34	John DEAN	BMW	S1000RR	SB	10	10:22.931	50.696	1:00.152	6	73.220
12	17	Gordon MacDONALD	Suzuki	GSXR1000	C	10	10:24.645	52.410	1:00.356	3	73.019
13	98	Christopher LIDDELL			C	10	10:24.772	52.537	59.200	6	73.004
14	41	Lukasz PIEC	BMW	S1000RR	C	10	10:25.082	52.847	1:00.196	6	72.968
15	29	Andrew BUCHANAN	Yamaha	R1	C	10	10:28.622	56.387	1:00.586	7	72.557
16	37	Steven PATTERSON	Kawasaki	ZX10R	C	9	9:39.794	1 Lap	1:01.671	9	70.801
17	100	Laura NUTTALL	BMW	S1000RR	C	9	9:40.466	1 Lap	1:01.270	9	70.719
18	10	John McGUINNESS	Honda		SB	9	9:41.195	1 Lap	1:00.686	9	70.630
19	51	Callum JACKSON	Suzuki	GSXR1000	C	9	9:42.693	1 Lap	1:01.982	6	70.448
20	14	James CRAWFORD	Kawaskai	ZX10R	C	9	9:42.995	1 Lap	1:01.656	9	70.412
21	69	Rodney SCOTT	BMW	S1000RR	SB	9	9:45.165	1 Lap	1:02.081	7	70.151
22	19	Nic BOYES	Ducati	848	SB	9	9:48.282	1 Lap	1:01.680	5	69.779
23	117	Joe HENDRIE	Yamaha	R1	SB	9	9:58.137	1 Lap	1:03.731	9	68.629

Not classified

DNF	122	David SUDES	Suzuki	GSXR 1000	C		5.968	DNF		0	-
DNS	75	Charlie BUNYAN	Kawasaki	ZX10R	C			DNF		0	-
DNS	26	Steven McINTYRE	Suzuki	GSXR1000	C			DNF		0	-
DNS	52	Charlie FLETT	BMW	S1000RR	C			DNF		0	-

Margin of Victory	Avg. Speed	Best Lap Tm	Best Speed	Best Lap by
1.488	79.707	55.523	82.148	94 - Greg GILFILLAN

Clerk of the Course.

Orbits

Sig : Time :  
Chief Timekeeper : Ian Sharp (SMART Timing)

Results available at [www.smart-timing.co.uk](http://www.smart-timing.co.uk) and [www.speedhive.com](http://www.speedhive.com)

Printed: 29/07/2018 11:07:00



## KMSC National Motorcycle Racing AC

### KMSC Superbikes & KMSC Clubman

Knockhill 1.267 miles

#### Race 19 - 2nd Race

29/07/2018 11:15

#### Race (10 Laps) started at 10:55:00

Lap	Time of Day	Lap Tm	S1	S2	S3	SFSpd	S1Spd	Lap	Time of Day	Lap Tm	S1	S2	S3	SFSpd	S1Spd	
<b>(94) Greg GILFILLAN</b>																
1	10:56:04.194							1	10:56:07.294	<b>1:01.859</b>	18.314	23.752	19.793	88.884	116.912	
2	10:57:01.286	<b>57.092</b>	16.672	22.108	18.612	135.025	124.273	2	10:57:09.342	<b>1:02.048</b>	18.386	23.746	19.916	<b>139.808</b>	117.526	
3	10:57:57.939	<b>56.653</b>	16.177	21.927	18.549	139.517	122.459	3	10:58:09.109	<b>59.767</b>	16.937	23.307	19.523	132.624	120.915	
4	10:58:54.234	<b>56.295</b>	16.045	21.848	<b>18.402</b>	140.099	126.857	4	10:59:07.953	<b>58.844</b>	16.533	22.959	19.352	136.121	121.352	
5	10:59:50.262	<b>56.028</b>	15.735	21.756	18.537	140.687	128.559	5	11:00:07.766	<b>59.813</b>	16.705	23.616	19.492	134.484	121.352	
6	11:00:46.634	<b>56.372</b>	15.953	21.785	18.634	141.877	125.201	6	11:01:05.774	<b>58.008</b>	16.504	22.384	19.120	135.845	122.236	
7	11:01:43.846	<b>57.212</b>	15.866	22.611	18.735	138.366	128.313	7	11:02:03.990	<b>58.216</b>	16.642	22.651	<b>18.923</b>	130.814	122.459	
8	11:02:40.349	<b>56.503</b>	15.814	21.967	18.722	141.877	126.380	8	11:03:02.528	<b>58.538</b>	16.660	22.804	19.074	131.070	122.459	
9	11:03:36.936	<b>56.587</b>	15.861	22.125	18.601	140.982	127.098	9	11:04:00.489	<b>57.961</b>	16.569	22.312	19.080	127.824	122.236	
10	11:04:32.459	<b>55.523</b>	<b>15.598</b>	<b>21.460</b>	18.465	<b>142.479</b>	<b>129.551</b>	10	11:04:58.494	<b>58.005</b>	<b>16.479</b>	<b>22.295</b>	19.231	132.102	<b>123.815</b>	
<b>(45) Ewan GRAY</b>																
1	10:56:04.479	<b>59.041</b>	16.950	23.038	19.053	94.385	121.133	<b>(18) Clint WALKER</b>								
2	10:57:01.501	<b>57.022</b>	16.218	22.342	18.462	132.102	122.014	1	10:56:07.664		18.698	23.439	19.304	98.254	117.116	
3	10:57:58.196	<b>56.695</b>	16.130	22.137	18.428	131.842	117.733	2	10:57:06.392	<b>58.728</b>	16.758	<b>22.831</b>	<b>19.139</b>	131.842	<b>121.792</b>	
4	10:58:54.588	<b>56.392</b>	15.967	21.985	18.440	135.298	123.360	3	10:58:05.739	<b>59.347</b>	16.974	23.218	19.155	<b>136.398</b>	118.356	
5	10:59:50.819	<b>56.231</b>	15.925	21.950	<b>18.356</b>	134.215	122.014	4	10:59:06.548	<b>1:00.809</b>	<b>16.689</b>	24.342	19.778	136.398	118.985	
6	11:00:46.895	<b>56.076</b>	15.702	<b>21.713</b>	18.661	136.675	124.273	5	11:00:07.659	<b>1:01.111</b>	17.421	24.040	19.650	124.968	110.739	
7	11:01:44.000	<b>57.105</b>	15.747	22.612	18.746	131.326	122.683	6	11:01:07.498	<b>59.839</b>	16.922	23.348	19.569	134.215	118.147	
8	11:02:40.478	<b>56.478</b>	15.902	21.868	18.708	135.025	<b>124.968</b>	7	11:02:09.520	<b>1:02.022</b>	16.955	25.339	19.728	135.845	117.321	
9	11:03:37.973	<b>57.495</b>	<b>15.513</b>	22.918	19.064	<b>138.081</b>	119.835	8	11:03:09.406	<b>59.886</b>	16.872	23.438	19.576	132.886	118.775	
10	11:04:33.947	<b>55.974</b>	15.750	21.731	18.493	132.624	122.908	9	11:04:09.652	<b>1:00.246</b>	16.809	23.295	20.142	133.150	120.265	
<b>(72) Sean GILFILLAN</b>																
1	10:56:08.580	<b>1:02.810</b>	19.347	24.270	19.193	92.562	118.147	10	11:05:11.110	<b>1:01.458</b>	17.203	24.166	20.089	127.581	118.775	
2	10:57:06.408	<b>57.828</b>	16.309	22.764	18.755	138.366	126.857	<b>(67) Des BURNS</b>								
3	10:58:03.884	<b>57.476</b>	16.291	22.726	<b>18.459</b>	140.687	<b>127.098</b>	1	10:56:09.683	<b>1:03.322</b>	18.796	24.769	19.757	102.142	109.832	
4	10:59:01.047	<b>57.163</b>	<b>16.047</b>	22.587	18.529	140.687	125.905	2	10:57:09.906	<b>1:00.223</b>	16.576	23.981	19.666	130.814	123.133	
5	10:59:58.362	<b>57.315</b>	16.265	22.404	18.646	140.982	126.380	3	10:58:10.751	<b>1:00.845</b>	16.696	24.206	19.943	132.624	120.480	
6	11:00:55.535	<b>57.173</b>	16.242	22.388	18.543	<b>143.087</b>	123.815	4	10:59:11.108	<b>1:00.357</b>	16.843	23.797	19.717	131.070	122.014	
7	11:01:53.015	<b>57.480</b>	16.259	22.333	18.888	139.808	126.142	5	11:00:11.382	<b>1:00.274</b>	16.841	23.645	19.788	132.886	120.265	
8	11:02:50.353	<b>57.338</b>	16.388	22.389	18.561	138.081	124.735	6	11:01:11.357	<b>59.975</b>	<b>16.510</b>	23.795	19.670	134.754	122.459	
9	11:03:47.586	<b>57.233</b>	16.304	<b>22.290</b>	18.639	138.081	124.735	7	11:02:11.317	<b>59.960</b>	16.833	23.627	19.500	134.215	115.903	
10	11:04:45.812	<b>58.226</b>	16.576	22.946	18.704	128.068	119.621	8	11:03:11.155	<b>59.838</b>	16.803	23.417	19.618	134.215	121.352	
<b>(1) Bruce BIRNIE</b>																
1	10:56:07.469	<b>1:01.809</b>	18.314	24.063	19.432	95.323	108.941	9	11:04:10.618	<b>59.463</b>	16.726	<b>23.348</b>	<b>19.389</b>	<b>135.845</b>	122.908	
2	10:57:06.105	<b>58.636</b>	16.493	23.030	19.113	140.982	116.912	10	11:05:11.154	<b>1:00.536</b>	16.790	23.949	19.797	132.102	<b>124.273</b>	
3	10:58:03.601	<b>57.496</b>	16.351	22.500	18.645	138.939	122.908	<b>(30) Alan RENNIE</b>								
4	10:59:01.555	<b>57.954</b>	16.215	22.981	18.758	140.982	120.697	1	10:56:10.292	<b>1:04.156</b>	19.228	24.818	20.110	100.762	112.786	
5	10:59:59.888	<b>58.333</b>	16.252	22.993	19.088	138.081	122.236	2	10:57:11.607	<b>1:01.315</b>	17.159	23.874	20.282	136.954	123.133	
6	11:00:57.945	<b>58.057</b>	16.575	22.712	18.770	140.687	122.014	3	10:58:13.151	<b>1:01.544</b>	17.513	23.953	20.078	133.947	119.621	
7	11:01:55.138	<b>57.193</b>	16.145	22.347	18.701	<b>145.886</b>	124.273	4	10:59:15.076	<b>1:01.925</b>	17.563	24.191	20.171	136.954	119.835	
8	11:02:51.700	<b>56.562</b>	<b>15.966</b>	22.176	<b>18.420</b>	142.782	<b>124.968</b>	5	11:00:15.771	<b>1:00.695</b>	17.091	23.653	19.951	136.954	121.133	
9	11:03:48.158	<b>56.458</b>	16.137	<b>21.804</b>	18.517	139.808	124.735	6	11:01:15.583	<b>59.812</b>	17.046	23.151	19.615	132.624	124.044	
10	11:04:46.118	<b>57.960</b>	16.284	22.898	18.778	131.842	117.321	7	11:02:15.271	<b>59.688</b>	16.851	23.210	19.627	<b>137.798</b>	<b>124.273</b>	
<b>(71) Gavin JONES</b>																
1	10:56:05.515	<b>59.800</b>	17.579	22.866	19.355	101.371	121.133	8	11:03:14.877	<b>59.606</b>	17.302	23.010	<b>19.294</b>	135.025	114.910	
2	10:57:03.670	<b>58.155</b>	16.355	22.698	19.102	138.939	118.775	9	11:04:14.068	<b>59.191</b>	16.877	<b>22.965</b>	19.349	134.215	123.587	
3	10:58:01.917	<b>58.247</b>	16.427	22.815	<b>19.005</b>	138.366	118.985	10	11:05:13.606	<b>59.538</b>	<b>16.700</b>	23.073	19.765	137.516	124.273	
4	10:59:00.705	<b>58.788</b>	16.335	23.280	19.173	141.279	119.835	<b>(34) John DEAN</b>								
5	10:59:59.661	<b>58.956</b>	16.464	23.213	19.279	137.798	120.480	1	10:56:12.295	<b>1:05.144</b>	18.988	25.552	20.604	105.681	118.775	
6	11:00:57.892	<b>58.231</b>	16.362	22.795	19.074	137.234	119.196	2	10:57:14.379	<b>1:02.084</b>	17.321	24.353	20.410	132.102	120.480	
7	11:01:56.201	<b>58.309</b>	16.537	22.723	19.049	136.954	<b>122.014</b>	3	10:58:16.449	<b>1:02.070</b>	17.212	24.758	20.100	133.947	120.265	
8	11:02:54.067	<b>57.866</b>	16.363	<b>22.489</b>	19.014	139.517	119.621	4	10:59:18.039	<b>1:01.590</b>	17.143	24.282	20.165	134.754	120.697	
9	11:03:52.164	<b>58.097</b>	<b>16.174</b>	22.689	19.234	<b>141.577</b>	120.697	5	11:00:19.416	<b>1:01.377</b>	17.137	24.371	19.869	135.025	121.352	
10	11:04:50.052	<b>57.888</b>	16.262	22.571	19.055	140.099	121.792	6	11:01:19.568	<b>1:00.152</b>	16.904	<b>23.564</b>	19.684	<b>135.298</b>	<b>123.815</b>	
<b>(32) John MacDONALD</b>																
1	10:56:08.575	<b>1:02.660</b>	19.019	24.106	19.535	94.120	114.910	7	11:02:20.705	<b>1:01.137</b>	17.163	24.124	19.850	128.559	121.133	
2	10:57:07.457	<b>58.882</b>	16.736	23.065	19.081	134.484	121.792	8	11:03:21.992	<b>1:01.287</b>	17.137	24.191	19.959	131.584	123.133	
3	10:58:06.126	<b>58.669</b>	16.254	23.084	19.331	139.227	123.587	9	11:04:22.252	<b>1:00.260</b>	16.963	23.697	<b>19.600</b>	132.362	122.908	
4	10:59:04.622	<b>58.496</b>	16.647	22.937	18.912	133.680	125.905	10	11:05:23.155	<b>1:00.903</b>	<b>16.901</b>	23.897	20.105	133.415	121.792	
5	11:00:02.342	<b>57.720</b>	16.347	22.417	18.956	141.877	125.905	<b>(17) Gordon MacDONALD</b>								
6	11:00:59.386	<b>57.044</b>	16.037	22.318	<b>18.689</b>	<b>142.177</b>	125.670	1	10:56:12.364	<b>1:05.816</b>	19.683	25.787	20.346	99.125	106.859	
7	11:01:56.793	<b>57.407</b>	16.307	22.390	18.710	140.687	119.409	2	10:57:12.959	<b>1:00.595</b>	<b>16.250</b>	24.529	19.816	135.845	120.697	
8	11:02:54.393	<b>57.600</b>	16.486	<b>22.289</b>	18.825	133.947	121.133	3	10:58:13.315	<b>1:00.356</b>	16.479	24.261	<b>19.616</b>	137.516	117.321	
9	11:03:52.801	<b>58.408</b>	16.192	22.675	19.541	136.398	125.435	4	10:59:14.059	<b>1:00.744</b>	16.525	24.377	19.842	<b>138.652</b>	111.4	



## KMSC National Motorcycle Racing AC

KMSC Superbikes & KMSC Clubman

Knockhill 1.267 miles

Race 19 - 2nd Race

29/07/2018 11:15

Race (10 Laps) started at 10:55:00

Lap	Time of Day	Lap Tm	S1	S2	S3	SFSpd	S1Spd	Lap	Time of Day	Lap Tm	S1	S2	S3	SFSpd	S1Spd
3	10:58:23.049	<b>1:01.179</b>	17.300	24.103	19.776	129.551	115.504	8	11:03:40.761	<b>1:02.994</b>	17.634	24.640	20.720	130.814	111.660
4	10:59:22.477	<b>59.428</b>	16.769	23.399	19.260	128.068	115.703	9	11:04:42.917	<b>1:02.156</b>	<b>17.124</b>	24.355	20.677	129.302	115.305
5	11:00:22.001	<b>59.524</b>	17.010	<b>23.344</b>	19.170	133.680	118.985	(14) James CRAWFORD							
6	11:01:21.201	<b>59.200</b>	16.578	23.464	<b>19.158</b>	128.805	116.506	1	10:56:17.544	<b>1:10.197</b>	20.318	27.773	22.106	100.460	99.125
7	11:02:21.171	<b>59.970</b>	<b>16.373</b>	23.969	19.628	131.070	119.621	2	10:57:22.437	<b>1:04.893</b>	18.010	25.504	21.379	123.360	113.549
8	11:03:22.315	<b>1:01.144</b>	16.715	24.388	20.041	<b>136.121</b>	118.565	3	10:58:26.582	<b>1:04.145</b>	17.920	25.474	20.751	127.824	115.107
9	11:04:23.872	<b>1:01.557</b>	17.098	24.326	20.133	131.584	117.321	4	10:59:30.751	<b>1:04.169</b>	17.794	25.511	20.864	127.581	110.374
10	11:05:24.996	<b>1:01.124</b>	16.751	23.616	20.757	132.624	<b>120.480</b>	5	11:00:34.010	<b>1:03.259</b>	17.556	25.054	20.649	130.814	116.103
(41) Lukasz PIEC								6	11:01:36.082	<b>1:02.072</b>	17.362	24.329	20.381	<b>133.150</b>	115.504
1	10:56:13.066	<b>1:05.593</b>	19.275	25.931	20.387	89.716	105.681	7	11:02:38.649	<b>1:02.567</b>	17.460	24.591	20.516	124.273	<b>117.733</b>
2	10:57:14.944	<b>1:01.878</b>	17.679	24.332	19.867	125.201	112.597	8	11:03:41.563	<b>1:02.914</b>	<b>17.341</b>	24.986	20.587	127.824	116.103
3	10:58:16.871	<b>1:01.927</b>	17.374	24.556	19.997	125.905	<b>113.935</b>	9	11:04:43.219	<b>1:01.656</b>	17.439	<b>24.032</b>	<b>20.185</b>	132.624	114.910
4	10:59:18.386	<b>1:01.515</b>	17.366	23.983	20.166	124.504	110.193	(69) Rodney SCOTT							
5	11:00:19.824	<b>1:01.438</b>	17.383	24.014	20.041	125.670	113.935	1	10:56:19.025	<b>1:11.770</b>	20.880	28.765	22.125	91.552	99.419
6	11:01:20.020	<b>1:00.196</b>	17.045	<b>23.515</b>	<b>19.636</b>	126.618	113.742	2	10:57:24.155	<b>1:05.130</b>	18.555	25.992	20.583	117.940	111.846
7	11:02:21.108	<b>1:01.088</b>	<b>17.001</b>	24.171	19.916	126.618	113.166	3	10:58:28.015	<b>1:03.860</b>	17.335	25.632	20.893	<b>124.044</b>	114.714
8	11:03:22.685	<b>1:01.577</b>	17.562	24.167	19.848	<b>127.581</b>	109.653	4	10:59:30.827	<b>1:02.812</b>	17.475	25.231	20.106	123.133	112.976
9	11:04:24.127	<b>1:01.442</b>	17.066	24.408	19.968	123.133	107.372	5	11:00:34.832	<b>1:04.005</b>	17.558	25.710	20.737	121.133	114.323
10	11:05:25.306	<b>1:01.179</b>	17.013	23.976	20.190	121.572	113.357	6	11:01:37.104	<b>1:02.272</b>	17.471	24.554	20.247	116.709	<b>120.265</b>
(29) Andrew BUCHANAN								7	11:02:39.185	<b>1:02.081</b>	<b>16.992</b>	25.036	<b>20.053</b>	124.044	115.107
1	10:56:15.834	<b>1:08.561</b>	20.108	27.435	21.018	96.281	92.947	8	11:03:42.043	<b>1:02.858</b>	17.438	25.031	<b>20.389</b>	124.044	114.910
2	10:57:18.534	<b>1:02.700</b>	18.194	24.166	20.340	131.070	107.717	9	11:04:45.389	<b>1:03.346</b>	18.293	<b>24.431</b>	20.622	121.133	110.556
3	10:58:20.194	<b>1:01.660</b>	17.838	23.733	20.089	130.814	112.786	(19) Nic BOYES							
4	10:59:22.007	<b>1:01.813</b>	17.930	23.857	20.026	132.886	112.408	1	10:56:20.744	<b>1:13.337</b>	21.768	29.150	22.419	88.068	81.839
5	11:00:24.011	<b>1:02.004</b>	17.724	24.220	20.060	<b>134.215</b>	106.689	2	10:57:27.844	<b>1:07.100</b>	18.907	26.972	21.221	105.681	87.380
6	11:01:25.076	<b>1:01.065</b>	17.600	23.682	19.783	128.805	114.323	3	10:58:32.770	<b>1:04.926</b>	18.391	25.103	21.432	120.480	100.310
7	11:02:25.662	<b>1:00.586</b>	<b>17.476</b>	<b>23.434</b>	19.676	132.886	<b>115.107</b>	4	10:59:37.580	<b>1:04.810</b>	17.723	25.870	21.217	124.504	99.125
8	11:03:27.202	<b>1:01.540</b>	17.759	23.878	19.903	130.814	110.374	5	11:00:39.260	<b>1:01.680</b>	17.625	<b>24.038</b>	<b>20.017</b>	<b>128.313</b>	101.678
9	11:04:28.060	<b>1:00.858</b>	17.670	23.558	<b>19.630</b>	131.326	112.976	6	11:01:41.575	<b>1:02.315</b>	17.899	24.079	20.337	121.133	103.561
10	11:05:28.846	<b>1:00.786</b>	17.481	23.632	19.673	130.306	112.033	7	11:02:44.492	<b>1:02.917</b>	17.649	24.767	20.501	123.815	100.762
(37) Steven PATTERSON								8	11:03:46.406	<b>1:01.914</b>	17.545	24.118	20.251	123.133	103.242
1	10:56:16.958	<b>1:09.892</b>	20.052			97.824	100.161	9	11:04:48.506	<b>1:02.100</b>	<b>17.497</b>	24.525	20.078	120.480	<b>104.204</b>
2	10:57:21.587	<b>1:04.629</b>	18.319			124.044	112.033	(117) Joe HENDRIE							
3	10:58:25.225	<b>1:03.638</b>	17.738			<b>130.053</b>	107.201	1	10:56:18.907	<b>1:11.485</b>	20.464	28.389	22.632	95.731	99.714
4	10:59:28.349	<b>1:03.124</b>	17.817			125.905	112.976	2	10:57:26.522	<b>1:07.615</b>	19.189	26.542	21.884	116.709	102.611
5	11:00:31.061	<b>1:02.712</b>	17.668			128.559	112.597	3	10:58:32.250	<b>1:05.728</b>	18.285	26.064	21.379	118.985	106.520
6	11:01:33.810	<b>1:02.749</b>	17.610			124.504	114.323	4	10:59:37.621	<b>1:05.371</b>	17.942	25.891	21.538	124.504	104.366
7	11:02:36.549	<b>1:02.739</b>	17.741			122.908	113.935	5	11:00:42.570	<b>1:04.949</b>	17.841	25.941	21.167	125.670	97.967
8	11:03:38.347	<b>1:01.798</b>	17.457			126.857	116.912	6	11:01:46.448	<b>1:03.878</b>	<b>17.546</b>	24.951	21.381	125.435	<b>107.201</b>
9	11:04:40.018	<b>1:01.671</b>	<b>17.400</b>			123.587	<b>117.940</b>	7	11:02:50.421	<b>1:03.973</b>	17.718	25.325	20.930	123.133	101.524
(100) Laura NUTTALL								8	11:03:54.630	<b>1:04.209</b>	17.846	<b>24.515</b>	21.848	<b>126.142</b>	105.020
1	10:56:19.196	<b>1:11.023</b>	20.177	28.825	22.021	96.697	92.947	9	11:04:58.361	<b>1:03.731</b>	17.630	25.172	<b>20.929</b>	123.360	107.201
2	10:57:22.532	<b>1:03.336</b>	17.978	24.684	20.674	121.352	109.118	(10) John McGUINNESS							
3	10:58:25.633	<b>1:03.101</b>	17.467	25.205	20.429	129.802	111.474	1	10:56:20.055	<b>1:11.814</b>	21.095	28.634	22.085	90.686	82.951
4	10:59:28.763	<b>1:03.130</b>	17.807	25.066	20.257	127.824	112.220	2	10:57:26.320	<b>1:06.265</b>	18.311	26.448	21.506	110.193	99.863
5	11:00:31.772	<b>1:03.009</b>	17.612	25.014	20.383	127.824	108.941	3	10:58:28.487	<b>1:02.167</b>	17.352	24.555	20.260	120.697	<b>116.506</b>
6	11:01:35.569	<b>1:03.797</b>	18.539	24.838	20.420	125.670	112.033	4	10:59:31.398	<b>1:02.911</b>	17.337	25.274	20.300	120.915	106.183
7	11:02:38.022	<b>1:02.453</b>	17.324	24.757	20.372	124.273	115.504	5	11:00:34.708	<b>1:03.310</b>	17.661	25.290	20.359	116.912	107.030
8	11:03:39.420	<b>1:01.398</b>	<b>17.049</b>	24.339	20.010	<b>130.306</b>	<b>116.103</b>	6	11:01:36.238	<b>1:01.530</b>	17.154	24.341	20.035	121.572	109.474
9	11:04:40.690	<b>1:01.270</b>	17.459	<b>23.975</b>	<b>19.836</b>	126.142	113.166	7	11:02:38.602	<b>1:02.364</b>	17.538	24.719	20.107	116.304	107.717
(51) Callum JACKSON								8	11:03:40.733	<b>1:02.131</b>	17.195	24.572	20.364	123.815	109.653
1	10:56:20.055	<b>1:11.814</b>	21.095	28.634	22.085	90.686	82.951	9	11:04:41.419	<b>1:00.686</b>	<b>16.901</b>	<b>23.821</b>	<b>19.964</b>	<b>127.581</b>	111.290
2	10:57:26.320	<b>1:06.265</b>	18.311	26.448	21.506	110.193	99.863	(5) Callum JACKSON							
3	10:58:28.487	<b>1:02.167</b>	17.352	24.555	20.260	120.697	<b>116.506</b>	1	10:56:19.418	<b>1:11.927</b>	21.452	28.569	21.906	91.552	99.419
4	10:59:31.398	<b>1:02.911</b>	17.337	25.274	20.300	120.915	106.183	2	10:57:23.881	<b>1:04.463</b>	18.412	25.109	20.942	119.409	109.474
5	11:00:34.708	<b>1:03.310</b>	17.661	25.290	20.359	116.912	107.030	3	10:58:27.363	<b>1:03.482</b>	17.744	25.107	20.631	135.571	112.408
6	11:01:36.238	<b>1:01.530</b>	17.154	24.341	20.035	121.572	109.474	4	10:59:30.210	<b>1:02.847</b>	17.427	24.751	20.669	133.415	112.033
7	11:02:38.602	<b>1:02.364</b>	17.538	24.719	20.107	116.304	107.717	5	11:00:32.507	<b>1:02.297</b>	17.152	24.573	<b>20.572</b>	133.150	115.504
8	11:03:40.733	<b>1:02.131</b>	17.195	24.572	20.364	123.815	109.653	6	11:01:34.489	<b>1:01.982</b>	17.132	<b>24.275</b>	20.575	<b>139.517</b>	115.305
9	11:04:41.419	<b>1:00.686</b>	<b>16.901</b>	<b>23.821</b>	<b>19.964</b>	<b>127.581</b>	111.290	7	11:02:37.767	<b>1:03.278</b>	17.234	25.336	20.708	131.326	<b>115.703</b>

Clerk of the Course.

Sig : Time :  
Chief Timekeeper : Ian Sharp (SMART Timing)

Results available at [www.smart-timing.co.uk](http://www.smart-timing.co.uk) and [www.speedhive.com](http://www.speedhive.com)

Printed: 29/07/2018 11:07:24



## KMSC National Motorcycle Racing AC

Lapchart

KMSC Superbikes & KMSC Clubman

Knockhill 1.267 miles

Race 19 - 2nd Race

29/07/2018 11:15

Race (10 Laps) started at 10:55:00

Competitors	Laps											
	0	1	2	3	4	5	6	7	8	9	10	
Greg GILFILLAN (94)	1	94	94	94	94	94	94	94	94	94	94	94
Callum GRIGOR (99)	2	99	45	45	45	45	45	45	45	45	45	45
Ewan GRAY (45)	3	45	71	71	71	71	72	72	72	72	72	72
Bruce BIRNIE (1)	4	1	99	1	1	72	71	71	1	1	1	1
Gavin JONES (71)	5	71	1	18	72	1	1	1	71	71	71	71
Sean GILFILLAN (72)	6	72	18	72	18	32	32	32	32	32	32	32
John MacDONALD (32)	7	32	32	32	32	18	18	99	99	99	99	99
Alan RENNIE (30)	8	30	72	99	99	99	99	18	18	18	18	18
David SUDDER (122)	9	122	67	67	67	67	67	67	67	67	67	67
Clint WALKER (18)	10	18	30	30	30	17	17	30	30	30	30	30
Des BURNS (67)	11	67	34	17	17	30	30	17	17	17	34	34
Gordon MacDONALD (17)	12	17	17	34	34	34	34	34	34	34	17	17
Steven PATTERSON (37)	13	37	41	41	41	41	41	41	41	98	98	98
John DEAN (34)	14	34	29	29	29	29	98	98	98	41	41	41
Rodney SCOTT (69)	15	69	37	37	98	98	29	29	29	29	29	29
Andrew BUCHANAN (29)	16	29	14	98	37	37	37	37	37	37	37	37
James CRAWFORD (14)	17	14	98	14	100	100	100	51	51	100	100	100
Nic BOYES (19)	18	19	117	100	14	51	51	100	100	10	10	10
Joe HENDRIE (117)	19	117	69	51	51	14	14	14	10	51	51	51
Lukasz PIEC (41)	20	41	100	69	69	69	10	10	14	14	14	14
Callum JACKSON (51)	21	51	51	10	10	10	69	69	69	69	69	69
Christopher LIDDELL (98)	22	98	10	117	117	19	19	19	19	19	19	19
Laura NUTTALL (100)	23	100	19	19	19	117	117	117	117	117	117	117
John McGUINNESS (10)	24	10										
-	25											
-	26											
-	27											

Clerk of the Course.

Sig : Time :  
 Chief Timekeeper : Ian Sharp (SMART Timing)  
 Results available at [www.smart-timing.co.uk](http://www.smart-timing.co.uk) and [www.speedhive.com](http://www.speedhive.com)

Printed: 29/07/2018 11:07:57

Orbits



# Race Results

## KMSC National Motorcycle Racing AC

Sorted on Laps

KMSC Pre-Injection 600

Knockhill 1.267 miles

Race 21 - 2nd Race

29/07/2018 11:45

Race (10 Laps) started at 11:28:51

Pos	No.	Name	Make/Model	CC	Class	Laps	Total Tm	Diff	Best Tm	In Lap	Avg. Speed
1	22	William MASON	Yamaha	R6 600	PI6	10	9:35.909		55.953	7	79.198
2	41	Kieran MURRAY	Yamaha	R6 600	PI6	10	9:39.872	3.963	56.444	4	78.657
3	8	Patryk MOTYKA	Yamaha	R6 600	PI6	10	10:00.506	24.597	58.144	9	75.954
4	70	Simon HARDY	Yamaha	R6 600	PI6	10	10:03.653	27.744	58.488	7	75.558
5	92	Andrew CRAIGMILE	Yamaha	R6 600	PI6	10	10:11.672	35.763	59.316	10	74.568
6	32	John MacDONALD	Yamaha	R1	PI6	10	10:12.470	36.561	59.116	7	74.470
7	21	Andy LOCK	Yamaha	R6 600	PI6	10	10:21.830	45.921	1:00.813	5	73.350
8	95	Michael MacKINNON	Yamaha	R6 600	PI6	10	10:21.995	46.086	1:00.079	9	73.330
9	93	Lee SEAGER	Yamaha	ZX6R Ninja	PI6	10	10:22.191	46.282	59.463	9	73.307
10	75	Harry PULLAR	Yamaha	R6 600	PI6	10	10:29.856	53.947	59.393	9	72.415
11	54	Cameron ROBB	Yamaha	R6 600	PI6	10	10:30.124	54.215	59.638	10	72.384
12	17	Gary WHITEFORD	Kawasaki	ZX6R	PI6	10	10:35.671	59.762	1:00.562	10	71.752
13	38	Mark LANGLANDS	Yamaha	R6 600	PI6	9	9:35.978	1 Lap	1:01.034	8	71.270
14	117	Scott MILNE	Yamaha	R6	PI6	9	9:42.145	1 Lap	1:02.441	9	70.515
15	60	Dougie BROWN	Yamaha	R6 600	PI6	9	9:43.349	1 Lap	1:03.309	9	70.369
16	88	Andrew JONES-LOFTING	Honda	CBR600FX	PI6	9	9:43.779	1 Lap	1:02.562	6	70.317
17	31	Darren ANDERSON	Kawasaki	ZXR 600	PI6	9	9:56.238	1 Lap	1:03.312	9	68.848
18	23	Paul REID	Honda	CBR600	PI6	9	10:03.008	1 Lap	1:04.233	5	68.075

## Not classified

DNS	51	Neil MUNRO	Yamaha	R6 600	PI6			DNS		0	-
DNS	15	Jon DICKIE	Yamaha	R6 600	PI6			DNS		0	-
DNS	68	Paul WISHART	Yamaha	R6 600	PI6			DNS		0	-

Margin of Victory	Avg. Speed	Best Lap Tm	Best Speed	Best Lap by
3.963	79.198	55.953	81.516	22 - William MASON

Clerk of the Course.

Orbits

Sig : Time :

Chief Timekeeper : Ian Sharp (SMART Timing)

 Results available at [www.smart-timing.co.uk](http://www.smart-timing.co.uk) and [www.speedhive.com](http://www.speedhive.com)

Printed: 29/07/2018 11:49:37



# Race Results

## KMSC National Motorcycle Racing AC

Sorted on Laps

KMSC Sidecars

Knockhill 1.267 miles

Race 20 - 2nd Race

29/07/2018 11:30

Race (10 Laps) started at 11:11:02

Pos	No.	Name	Make/Model	CC	Class	Laps	Total Tm	Diff	Best Tm	In Lap	Avg. Speed
1	19	ROBINSON / GRAVEL		LCR F2 600	SC	8	8:26.889		1:00.685	5	71.986
2	93	KIRKUP / SADLER	Windle Suzuki	600	SC	8	8:31.529	4.640	1:02.552	3	71.333
3	8	BELL / MAYHEW	LCR Suzuki	1000	SC	8	8:41.501	14.612	1:03.380	6	69.969
4	964	ANDERSON / HUGHES	Baker	R1	SC	8	8:56.217	29.328	1:04.252	6	68.048
5	114	AMOS / SOUTER	Suzuki Windle	GSXR1000	SC	8	9:10.549	43.660	1:06.588	5	66.277
6	11	MAYHEW / TAYLOR	Ireson Honda	600	SC	7	8:27.619	1 Lap	1:10.354	5	62.897
7	7	ZAKARAUSKAS / STEPHEI	Suzuki	LCR F2	SC	7	8:28.939	1 Lap	1:09.042	5	62.734
8	56	McKAY / SZANEL	Ireson Suzuki	750	SC	7	8:38.955	1 Lap	1:11.135	4	61.523
Not classified (from pos 9)											
	51	MURPHY / CARRUTHERS	Hayes	F2	SC	8	9:19.940	53.051	1:07.542	7	65.165
DNS	22	LITHGOW / BRUNTON	Shelbourne RR	600	SC			DNS		0	-
DNS	50	BROWNE / SOUTER	Ireson Suzuki	750	SC			DNS		0	-

### Announcements

RED FLAG after leader completed 9 Laps - Result declared at 8 Laps.  
 Bike No.51 - Not classified - Not running at time of Red Flag.

Margin of Victory	Avg. Speed	Best Lap Tm	Best Speed	Best Lap by
4.640	71.986	1:00.685	75.160	19 - ROBINSON / GRAVEL

Clerk of the Course.

Orbits

Sig : Time :

Chief Timekeeper : Ian Sharp (SMART Timing)

 Results available at [www.smart-timing.co.uk](http://www.smart-timing.co.uk) and [www.speedhive.com](http://www.speedhive.com)

Printed: 29/07/2018 12:21:49



## KMSC National Motorcycle Racing AC

KMSC Sidecars

Knockhill 1.267 miles

Race 20 - 2nd Race

29/07/2018 11:30

Race (10 Laps) started at 11:11:02

Lap	Time of Day	Lap Tm	S1	S2	S3	SFSpd	S1Spd	Lap	Time of Day	Lap Tm	S1	S2	S3	SFSpd	S1Spd
<b>(19) ROBINSON / GRAVEL</b>								<b>(51) MURPHY / CARRUTHERS</b>							
1	11:12:14.424	<b>1:05.195</b>	19.173	25.058	20.964	78.305	95.053	5	11:17:16.194	<b>1:12.696</b>	<b>19.766</b>	28.665	24.265	<b>110.012</b>	91.677
2	11:13:17.391	<b>1:02.967</b>	17.903	24.584	20.480	113.935	95.188	6	11:18:29.645	<b>1:13.451</b>	20.630	28.880	23.941	105.848	86.814
3	11:14:19.733	<b>1:02.342</b>	17.384	24.510	20.448	118.147	94.252	7	11:19:41.702	<b>1:12.057</b>	20.793	<b>27.587</b>	23.677	107.201	90.809
4	11:15:20.843	<b>1:01.110</b>	17.308	23.676	20.126	120.265	100.161	<b>(51) MURPHY / CARRUTHERS</b>							
5	11:16:21.528	<b>1:00.685</b>	17.403	<b>23.257</b>	<b>20.025</b>	120.697	<b>100.611</b>	1	11:12:22.576	<b>1:12.293</b>	20.639	28.551	23.103	83.571	95.053
6	11:17:22.754	<b>1:01.226</b>	17.600	23.363	20.263	<b>122.459</b>	100.460	2	11:13:32.576	<b>1:10.000</b>	20.379	27.164	22.457	114.714	94.651
7	11:18:26.526	<b>1:03.772</b>	17.353	25.746	20.673	122.014	100.161	3	11:14:41.228	<b>1:08.652</b>	19.441	26.670	22.541	112.786	97.257
8	11:19:29.636	<b>1:03.110</b>	17.409	24.545	21.156	121.133	100.310	4	11:15:50.592	<b>1:09.364</b>	19.211	26.679	23.474	116.506	96.976
<b>(93) KIRKUP / SADLER</b>								5	11:16:58.582	<b>1:07.990</b>	19.335	26.084	22.571	<b>116.912</b>	94.919
1	11:12:14.206	<b>1:05.097</b>	18.947	24.857	21.293	76.694	93.465	6	11:18:06.514	<b>1:07.932</b>	19.902	<b>25.803</b>	<b>22.227</b>	115.903	98.543
2	11:13:17.148	<b>1:02.942</b>	17.741	24.278	20.923	115.903	97.117	7	11:19:14.056	<b>1:07.542</b>	<b>18.804</b>	25.814	22.924	115.703	<b>99.419</b>
3	11:14:19.700	<b>1:02.552</b>	17.534	24.149	<b>20.869</b>	115.903	96.281	8	11:20:22.687	<b>1:08.631</b>	19.533	26.402	22.696	115.703	97.117
4	11:15:22.948	<b>1:03.248</b>	18.016	24.287	20.945	116.304	97.540	<b>(8) BELL / MAYHEW</b>							
5	11:16:25.512	<b>1:02.564</b>	17.574	<b>23.990</b>	21.000	<b>117.116</b>	96.005	1	11:12:16.616	<b>1:06.963</b>	19.537	26.364	21.062	76.958	97.399
6	11:17:28.142	<b>1:02.630</b>	<b>17.489</b>	24.006	21.135	116.709	97.824	2	11:13:20.205	<b>1:03.589</b>	<b>17.628</b>	25.074	20.887	118.985	105.681
7	11:18:31.138	<b>1:02.996</b>	17.708	24.312	20.976	116.103	96.697	3	11:14:24.236	<b>1:04.031</b>	17.752	25.015	21.264	124.968	103.402
8	11:19:34.276	<b>1:03.138</b>	17.738	24.312	21.088	116.506	97.824	4	11:15:28.028	<b>1:03.792</b>	18.007	25.014	20.771	<b>125.670</b>	101.066
<b>(964) ANDERSON / HUGHES</b>								5	11:16:33.406	<b>1:05.378</b>	18.328	25.192	21.858	121.792	104.043
1	11:12:16.511	<b>1:06.674</b>	18.975	<b>25.646</b>	<b>22.053</b>	80.272	<b>98.833</b>	6	11:17:36.786	<b>1:03.380</b>	18.144	24.738	<b>20.498</b>	124.504	<b>108.413</b>
2	11:13:23.134	<b>1:06.623</b>	17.999			116.304	97.399	7	11:18:40.419	<b>1:03.633</b>	18.155	24.756	20.722	123.587	104.043
3	11:14:29.559	<b>1:06.425</b>	18.816			117.733	97.399	8	11:19:44.248	<b>1:03.829</b>	18.030	25.177	20.622	117.116	103.402
4	11:15:35.445	<b>1:05.886</b>	18.212			116.304	95.731	<b>(114) AMOS / SOUTER</b>							
5	11:16:40.958	<b>1:05.513</b>	18.379			117.321	95.053	1	11:12:21.304	<b>1:11.434</b>	21.737	26.889	22.808	77.313	92.947
6	11:17:45.210	<b>1:04.252</b>	<b>17.610</b>			<b>118.356</b>	98.543	2	11:13:28.317	<b>1:07.013</b>	19.196	26.051	21.766	108.588	95.595
7	11:18:52.228	<b>1:07.018</b>	18.826			117.733	89.957	3	11:14:35.680	<b>1:07.363</b>	18.746	26.433	22.184	116.103	97.682
8	11:19:58.964	<b>1:06.736</b>	18.503			116.506	95.053	4	11:15:43.259	<b>1:07.579</b>	18.984	26.559	22.036	114.323	95.868
<b>(11) MAYHEW / TAYLOR</b>								5	11:16:49.847	<b>1:06.588</b>	<b>18.287</b>	26.543	21.758	116.304	<b>101.524</b>
1	11:12:23.569	<b>1:13.030</b>	21.390	28.048	23.592	79.985	85.054	6	11:17:57.432	<b>1:07.585</b>	18.830	27.048	21.707	<b>119.621</b>	92.435
2	11:13:35.438	<b>1:11.869</b>	20.873	27.529	23.467	99.566	90.320	7	11:19:05.948	<b>1:08.516</b>	19.541	27.075	21.900	109.653	91.179
3	11:14:45.868	<b>1:10.430</b>	20.168	26.928	23.334	<b>105.020</b>	<b>90.564</b>	8	11:20:13.296	<b>1:07.348</b>	19.424	26.291	<b>21.633</b>	106.351	96.143
4	11:15:57.751	<b>1:11.883</b>	20.463	27.727	23.693	103.721	89.716	<b>(7) ZAKARAUSKAS / STEPHEN</b>							
5	11:17:08.105	<b>1:10.354</b>	<b>20.125</b>	<b>26.890</b>	23.339	101.987	89.477	1	11:12:22.583	<b>1:13.148</b>	21.243	27.635	24.270	75.148	<b>91.427</b>
6	11:18:19.529	<b>1:11.424</b>	20.718	27.301	23.405	97.967	88.884	2	11:13:35.893	<b>1:13.310</b>	20.836	28.194	24.280	107.201	91.179
7	11:19:30.366	<b>1:10.837</b>	20.365	27.283	<b>23.189</b>	101.678	87.837	3	11:14:49.684	<b>1:13.791</b>	20.143	28.930	24.718	106.859	79.230
<b>(56) McKAY / SZANEL</b>								4	11:16:00.079	<b>1:10.395</b>	19.472	28.024	22.899	106.689	87.266
1	11:12:28.048	<b>1:17.530</b>	23.028	30.327	24.175	73.745	82.543	5	11:17:09.121	<b>1:09.042</b>	<b>19.220</b>	<b>27.210</b>	<b>22.612</b>	109.118	88.068
2	11:13:39.869	<b>1:11.821</b>	20.060	28.270	23.491	105.515	90.198	6	11:18:20.192	<b>1:11.071</b>	20.075	27.550	23.446	104.692	86.035
3	11:14:52.363	<b>1:12.494</b>	20.344	28.604	23.546	108.764	88.767	7	11:19:31.686	<b>1:11.494</b>	20.668	27.433	23.393	104.529	87.722
4	11:16:03.498	<b>1:11.135</b>	20.045	27.700	<b>23.390</b>	101.987	<b>94.120</b>	<b>(7) ZAKARAUSKAS / STEPHEN</b>							

Clerk of the Course.

Orbits

 Sig : Time :  
 Chief Timekeeper : Ian Sharp (SMART Timing)

 Results available at [www.smart-timing.co.uk](http://www.smart-timing.co.uk) and [www.speedhive.com](http://www.speedhive.com)

Printed: 29/07/2018 12:22:34





## KMSC National Motorcycle Racing AC

Lapchart

KMSC Sidecars

Knockhill 1.267 miles

Race 20 - 2nd Race

29/07/2018 11:30

Race (10 Laps) started at 11:11:02

Competitors	Laps										
	0	1	2	3	4	5	6	7	8		
KIRKUP / SADLER (93)	1	93	93	93	93	19	19	19	19	19	
ROBINSON / GRAVEL (19)	2	19	19	19	19	93	93	93	93	93	
ZAKARAUSKAS / STEPHEN (7)	3	7	964	8	8	8	8	8	8	8	
BELL / MAYHEW (8)	4	8	8	964	964	964	964	964	964	964	
ANDERSON / HUGHES (964)	5	964	114	114	114	114	114	114	114	114	
AMOS / PRING (114)	6	114	51	51	51	51	51	51	51	51	
MURPHY / CARRUTHERS (51)	7	51	7	11	11	11	11	11	11	11	
McKAY / SZANEL (56)	8	56	11	7	7	7	7	7	7	7	
MAYHEW / TAYLOR (11)	9	11	56	56	56	56	56	56	56	56	
-	10										
-	11										

Clerk of the Course.

Orbits

Sig :                      Time :

Chief Timekeeper : Ian Sharp (SMART Timing)

 Results available at [www.smart-timing.co.uk](http://www.smart-timing.co.uk) and [www.speedhive.com](http://www.speedhive.com)

Printed: 29/07/2018 11:25:37



## KMSC National Motorcycle Racing AC

**KMSC Pre-Injection 600**
**Knockhill 1.267 miles**
**Race 21 - 2nd Race**
**29/07/2018 11:45**
**Race (10 Laps) started at 11:28:51**

Lap	Time of Day	Lap Tm	S1	S2	S3	SFSpd	S1Spd	Lap	Time of Day	Lap Tm	S1	S2	S3	SFSpd	S1Spd
<b>(22) William MASON</b>															
1	11:29:55.482	<b>58.602</b>	17.387	22.146	19.069	87.380	111.474	1	11:29:59.699	<b>1:02.717</b>	18.275	24.158	20.284	91.427	105.349
2	11:30:52.515	<b>57.033</b>	16.363	21.875	18.795	133.680	112.597	2	11:31:02.123	<b>1:02.424</b>	17.222	24.270	20.932	129.551	107.890
3	11:31:49.662	<b>57.147</b>	16.252	21.965	18.930	134.484	112.786	3	11:32:04.671	<b>1:02.548</b>	17.278	23.833	21.437	127.098	<b>108.764</b>
4	11:32:46.248	<b>56.586</b>	16.188	21.656	<b>18.742</b>	132.362	113.357	4	11:33:06.213	<b>1:01.542</b>	17.043	23.879	20.620	<b>130.053</b>	108.238
5	11:33:43.041	<b>56.793</b>	16.006	21.677	19.110	133.947	113.935	5	11:34:07.026	<b>1:00.813</b>	<b>16.821</b>	23.873	<b>20.119</b>	130.053	108.064
6	11:34:39.716	<b>56.675</b>	16.084	21.772	18.819	134.484	113.935	6	11:35:08.445	<b>1:01.419</b>	16.975	23.703	20.741	127.824	106.520
7	11:35:35.669	<b>55.953</b>	<b>15.900</b>	<b>21.190</b>	18.863	<b>136.121</b>	113.357	7	11:36:09.548	<b>1:01.103</b>	16.947	23.513	20.643	126.857	108.238
8	11:36:32.030	<b>56.361</b>	16.217	21.306	18.838	134.754	113.357	8	11:37:10.852	<b>1:01.304</b>	16.991	23.902	20.411	129.802	103.402
9	11:37:30.135	<b>58.105</b>	16.096	22.429	19.580	135.571	<b>114.323</b>	9	11:38:12.318	<b>1:01.466</b>	17.008	23.808	20.650	129.053	107.372
10	11:38:27.241	<b>57.106</b>	16.228	21.643	19.235	134.215	112.597	10	11:39:13.162	<b>1:00.844</b>	17.037	<b>23.345</b>	20.462	129.302	108.764
<b>(41) Kieran MURRAY</b>															
1	11:29:55.297	<b>58.416</b>	17.176	21.927	19.313	88.767	110.922	<b>(95) Michael MacKINNON</b>							
2	11:30:52.348	<b>57.051</b>	16.254	21.618	19.179	132.886	112.408	1	11:30:03.412	<b>1:06.031</b>	19.289	25.587	21.155	86.927	103.882
3	11:31:49.194	<b>56.846</b>	16.131	21.729	19.986	133.947	111.660	2	11:31:05.847	<b>1:02.435</b>	17.265	24.632	20.538	<b>130.560</b>	102.768
4	11:32:45.638	<b>56.444</b>	<b>16.087</b>	<b>21.410</b>	18.947	<b>134.215</b>	112.786	3	11:32:07.225	<b>1:01.378</b>	17.030	23.855	20.493	126.380	106.351
5	11:33:42.781	<b>57.143</b>	16.227	21.675	19.241	133.947	112.408	4	11:33:08.823	<b>1:01.598</b>	16.839	24.080	20.679	128.068	106.859
6	11:34:39.572	<b>56.791</b>	16.232	21.683	<b>18.876</b>	132.886	112.786	5	11:34:10.089	<b>1:01.266</b>	16.946	23.941	20.379	127.824	106.015
7	11:35:36.662	<b>57.090</b>	16.378	21.512	19.200	134.215	<b>113.935</b>	6	11:35:11.318	<b>1:01.229</b>	16.914	23.750	20.565	128.068	106.520
8	11:36:34.125	<b>57.463</b>	16.412	21.815	19.236	133.680	113.166	7	11:36:11.807	<b>1:00.489</b>	<b>16.798</b>	23.555	20.136	126.857	107.201
9	11:37:31.704	<b>57.579</b>	16.254	21.958	19.367	133.680	112.786	8	11:37:12.280	<b>1:00.473</b>	16.941	23.596	<b>19.936</b>	127.581	107.030
10	11:38:31.204	<b>59.500</b>	16.575	21.896	21.029	132.624	112.597	9	11:38:12.359	<b>1:00.079</b>	16.816	23.154	20.109	127.824	107.201
<b>(93) Lee SEAGER</b>															
1	11:29:59.149	<b>1:02.613</b>	18.481	23.916	20.216	90.809	106.015	1	11:30:04.223	<b>1:05.887</b>	19.090	25.583	21.214	91.303	99.272
2	11:30:59.718	<b>1:00.569</b>	17.058	23.434	20.077	127.098	107.717	2	11:31:07.871	<b>1:03.648</b>	18.025	24.028	21.595	125.201	104.529
3	11:32:00.780	<b>1:01.062</b>	17.148	23.899	20.015	127.824	106.520	3	11:32:10.627	<b>1:02.756</b>	18.256	23.953	20.547	124.968	106.183
4	11:33:00.641	<b>59.861</b>	17.018	22.954	19.889	131.326	107.890	4	11:33:11.342	<b>1:00.715</b>	17.567	23.155	19.993	124.273	105.184
5	11:33:59.470	<b>58.829</b>	<b>16.367</b>	22.606	19.856	130.306	108.941	5	11:34:12.068	<b>1:00.726</b>	17.481	23.176	20.069	127.098	105.349
6	11:34:57.890	<b>58.420</b>	16.561	<b>22.425</b>	19.434	128.068	107.717	6	11:35:12.115	<b>1:00.047</b>	17.219	22.821	20.007	126.857	105.515
7	11:35:56.170	<b>58.280</b>	16.403	22.544	19.333	<b>131.842</b>	108.941	7	11:36:12.162	<b>1:00.047</b>	<b>17.073</b>	23.037	19.937	<b>127.339</b>	105.515
8	11:36:55.285	<b>59.115</b>	16.579	22.838	19.698	130.560	107.890	8	11:37:13.025	<b>1:00.863</b>	17.213	23.231	20.419	126.618	106.015
9	11:37:53.429	<b>58.144</b>	16.447	22.504	<b>19.193</b>	129.551	<b>109.296</b>	9	11:38:12.488	<b>59.463</b>	17.130	<b>22.504</b>	<b>19.829</b>	125.670	102.926
10	11:38:51.838	<b>58.409</b>	16.404	22.544	19.461	130.560	108.588	10	11:39:13.523	<b>1:01.035</b>	17.434	22.959	20.642	127.339	<b>107.030</b>
<b>(70) Simon HARDY</b>															
1	11:30:01.952	<b>1:04.726</b>	19.141	24.955	20.630	89.596	102.454	<b>(75) Harry PULLAR</b>							
2	11:31:01.988	<b>1:00.036</b>	17.468	22.952	19.616	130.306	110.556	1	11:30:05.489	<b>1:06.615</b>	18.938	26.111	21.566	98.398	111.290
3	11:32:01.204	<b>59.216</b>	17.054	22.676	19.486	132.624	111.290	2	11:31:08.364	<b>1:02.875</b>	17.874	24.414	20.587	124.735	111.846
4	11:33:00.693	<b>59.489</b>	16.709	23.219	19.561	<b>133.150</b>	104.043	3	11:32:12.617	<b>1:04.253</b>	17.962	25.181	21.110	128.559	103.402
5	11:33:59.608	<b>58.915</b>	16.733	22.514	19.668	129.802	107.201	4	11:33:14.809	<b>1:02.192</b>	17.760	23.923	20.509	119.409	<b>113.549</b>
6	11:34:58.248	<b>58.640</b>	16.727	<b>22.423</b>	19.490	130.053	110.922	5	11:34:16.976	<b>1:02.167</b>	17.744	23.921	20.502	129.053	111.660
7	11:35:56.736	<b>58.488</b>	16.806	22.452	<b>19.230</b>	131.070	<b>111.474</b>	6	11:35:19.829	<b>1:02.853</b>	17.637	24.375	20.841	126.142	112.597
8	11:36:55.943	<b>59.207</b>	16.674	22.721	19.812	130.560	110.739	7	11:36:20.818	<b>1:00.989</b>	17.170	23.819	20.000	126.142	113.166
9	11:37:55.371	<b>59.428</b>	16.927	22.712	19.789	128.559	109.474	8	11:37:21.646	<b>1:00.828</b>	17.297	23.372	20.159	128.313	112.220
10	11:38:54.985	<b>59.614</b>	<b>16.541</b>	23.205	19.868	132.624	110.193	9	11:38:21.039	<b>59.393</b>	16.781	<b>22.998</b>	<b>19.614</b>	129.802	112.976
<b>(54) Cameron ROBB</b>															
1	11:30:02.103	<b>1:04.604</b>	18.602	25.653	20.349	94.252	108.764	1	11:30:04.607	<b>1:06.020</b>	18.917	25.884	21.219	97.399	106.183
2	11:31:02.707	<b>1:00.604</b>	17.573	23.128	<b>19.903</b>	132.362	110.012	2	11:31:09.821	<b>1:05.214</b>	19.322	24.791	21.101	128.805	107.544
3	11:32:03.973	<b>1:01.266</b>	16.878	23.862	20.526	<b>132.886</b>	109.296	3	11:32:12.967	<b>1:03.146</b>	17.827	24.361	20.958	125.201	111.290
4	11:33:04.068	<b>1:00.095</b>	16.811	22.948	20.336	130.560	<b>111.474</b>	4	11:33:16.664	<b>1:03.697</b>	17.957			124.735	111.846
5	11:34:04.129	<b>1:00.061</b>	16.900	23.019	20.142	130.814	109.653	5	11:34:20.013	<b>1:03.349</b>	17.748			128.313	107.201
6	11:35:03.809	<b>59.680</b>	16.790	22.856	20.034	131.842	110.012	6	11:35:20.892	<b>1:00.879</b>	17.668	23.374	19.837	131.326	110.193
7	11:36:04.360	<b>1:00.551</b>	17.558	22.904	20.089	130.814	106.183	7	11:36:21.173	<b>1:00.281</b>	16.884	23.644	19.753	<b>136.121</b>	113.166
8	11:37:03.912	<b>59.552</b>	16.750	22.599	20.203	128.805	109.474	8	11:37:21.744	<b>1:00.571</b>	17.293	23.554	<b>19.724</b>	129.551	<b>115.107</b>
9	11:38:03.688	<b>59.776</b>	<b>16.724</b>	22.773	20.279	131.584	109.653	9	11:38:21.818	<b>1:00.074</b>	16.986	23.363	19.725	129.302	114.910
10	11:39:03.004	<b>59.316</b>	16.931	<b>22.251</b>	20.134	129.551	108.588	10	11:39:21.456	<b>59.638</b>	<b>16.746</b>	<b>23.126</b>	19.766	133.947	113.166
<b>(32) John MacDONALD</b>															
1	11:30:03.253	<b>1:05.757</b>	19.531	25.358	20.868	86.257	104.366	<b>(17) Gary WHITEFORD</b>							
2	11:31:04.047	<b>1:00.794</b>	17.557	23.193	20.044	122.683	<b>104.692</b>	1	11:30:05.993	<b>1:07.215</b>	19.427			97.399	99.272
3	11:32:05.078	<b>1:01.031</b>	17.100	22.950	20.981	123.587	103.882	2	11:31:09.432	<b>1:03.439</b>	17.804			126.857	109.118
4	11:33:05.925	<b>1:00.847</b>	17.247	23.330	20.270	<b>124.735</b>	104.366	3	11:32:13.338	<b>1:03.906</b>	18.334			127.339	106.015
5	1														

## KMSC National Motorcycle Racing AC

**KMSC Pre-Injection 600**
**Knockhill 1.267 miles**
**Race 21 - 2nd Race**
**29/07/2018 11:45**
**Race (10 Laps) started at 11:28:51**

Lap	Time of Day	Lap Tm	S1	S2	S3	SFSpd	S1Spd	Lap	Time of Day	Lap Tm	S1	S2	S3	SFSpd	S1Spd
3	11:32:12.287	<b>1:04.337</b>	18.189	24.963	21.185	127.339	108.588								
4	11:33:16.694	<b>1:04.407</b>	18.074	25.316	21.017	<b>131.326</b>	108.764								
5	11:34:20.220	<b>1:03.526</b>	17.654	24.835	21.037	129.802	108.588								
6	11:35:22.691	<b>1:02.471</b>	17.760	23.960	20.751	120.049	108.764								
7	11:36:23.978	<b>1:01.287</b>	<b>17.278</b>	23.616	<b>20.393</b>	128.559	108.238								
8	11:37:25.012	<b>1:01.034</b>	17.407	<b>23.084</b>	20.543	129.053	108.064								
9	11:38:27.310	<b>1:02.298</b>	17.565	23.454	21.279	127.824	<b>109.832</b>								

**(117) Scott MILNE**

1	11:30:06.885	<b>1:07.322</b>	19.603	26.138	21.581	87.266	100.011
2	11:31:10.892	<b>1:04.007</b>	18.158	25.375	20.474	125.435	103.561
3	11:32:14.586	<b>1:03.694</b>	18.112	24.745	20.837	126.380	104.043
4	11:33:18.953	<b>1:04.367</b>	17.924	25.321	21.122	126.380	102.926
5	11:34:22.236	<b>1:03.283</b>	17.807	24.751	20.725	128.068	101.987
6	11:35:24.809	<b>1:02.573</b>	17.642	24.500	<b>20.431</b>	126.142	101.218
7	11:36:28.496	<b>1:03.687</b>	17.664	25.083	20.940	128.068	101.066
8	11:37:31.036	<b>1:02.540</b>	<b>17.624</b>	24.242	20.674	<b>129.302</b>	102.768
9	11:38:33.477	<b>1:02.441</b>	17.826	<b>24.075</b>	20.540	127.824	<b>105.349</b>

**(60) Dougie BROWN**

1	11:30:02.108	<b>1:04.940</b>	18.809	24.857	21.274	87.722	105.184
2	11:31:07.222	<b>1:05.114</b>	18.372	25.366	21.376	126.142	105.184
3	11:32:12.046	<b>1:04.824</b>	18.516	25.136	21.172	122.683	105.848
4	11:33:16.286	<b>1:04.240</b>	18.207	25.088	20.945	125.201	106.351
5	11:34:19.735	<b>1:03.449</b>	<b>17.914</b>	24.613	20.922	<b>126.618</b>	105.681
6	11:35:23.512	<b>1:03.777</b>	18.179	24.668	20.930	126.142	106.520
7	11:36:27.640	<b>1:04.128</b>	17.981	25.245	20.902	125.670	101.987
8	11:37:31.372	<b>1:03.732</b>	18.281	<b>23.908</b>	21.543	122.459	<b>108.064</b>
9	11:38:34.681	<b>1:03.309</b>	18.424	24.140	<b>20.745</b>	115.703	106.520

**(88) Andrew JONES-LOFTING**

1	11:30:06.699	<b>1:08.318</b>	19.652	26.890	21.776	93.335	98.254
2	11:31:10.314	<b>1:03.615</b>	18.134	24.715	20.766	128.805	<b>107.201</b>
3	11:32:14.382	<b>1:04.068</b>	17.921	25.214	20.933	128.313	106.183
4	11:33:18.866	<b>1:04.484</b>	17.665	25.563	21.256	<b>130.306</b>	106.351
5	11:34:21.956	<b>1:03.090</b>	17.652	24.600	20.838	128.313	105.515
6	11:35:24.518	<b>1:02.562</b>	<b>17.458</b>	24.159	20.945	127.339	106.689
7	11:36:28.381	<b>1:03.863</b>	17.850	24.946	21.067	127.581	101.371
8	11:37:31.876	<b>1:03.495</b>	18.232	24.525	20.738	127.339	104.529
9	11:38:35.111	<b>1:03.235</b>	18.900	<b>23.900</b>	<b>20.435</b>	113.357	101.371

**(31) Darren ANDERSON**

1	11:30:08.618	<b>1:09.469</b>	20.500	27.117	21.852	84.946	95.731
2	11:31:14.797	<b>1:06.179</b>	19.282	25.371	21.526	102.768	101.524
3	11:32:20.243	<b>1:05.446</b>	19.156	25.172	21.118	101.066	102.454
4	11:33:25.384	<b>1:05.141</b>	19.140	24.912	21.089	101.524	<b>104.692</b>
5	11:34:30.124	<b>1:04.740</b>	19.261	24.605	20.874	103.084	103.721
6	11:35:34.449	<b>1:04.325</b>	19.073	24.783	<b>20.469</b>	103.561	102.142
7	11:36:39.266	<b>1:04.817</b>	18.860	25.044	20.913	<b>108.764</b>	100.762
8	11:37:44.258	<b>1:04.992</b>	18.511	<b>24.456</b>	22.025	104.529	103.084
9	11:38:47.570	<b>1:03.312</b>	<b>18.347</b>	24.496	20.469	107.201	102.926

**(23) Paul REID**

1	11:30:08.136	<b>1:09.081</b>	20.244			87.608	93.726
2	11:31:13.481	<b>1:05.345</b>	18.724			115.504	<b>104.204</b>
3	11:32:18.772	<b>1:05.291</b>	18.423			119.409	101.218
4	11:33:23.928	<b>1:05.156</b>	18.725			115.305	91.552
5	11:34:28.161	<b>1:04.233</b>	18.241			119.835	103.242
6	11:35:32.918	<b>1:04.757</b>	17.986			119.835	98.833
7	11:36:38.997	<b>1:06.079</b>	18.275			<b>122.459</b>	92.181
8	11:37:45.872	<b>1:06.875</b>	<b>17.919</b>			119.196	103.561
9	11:38:54.340	<b>1:08.468</b>	20.013			81.938	90.686

**Clerk of the Course.**
**Sig : Time :**
**Chief Timekeeper : Ian Sharp (SMART Timing)**
**Results available at [www.smart-timing.co.uk](http://www.smart-timing.co.uk) and [www.speedhive.com](http://www.speedhive.com)**
**Printed: 29/07/2018 11:50:00**
**Orbits**


## KMSC National Motorcycle Racing AC

Lapchart

**KMSC Pre-Injection 600**

Knockhill 1.267 miles

**Race 21 - 2nd Race**

29/07/2018 11:45

**Race (10 Laps) started at 11:28:51**

Competitors	Laps											
	0	1	2	3	4	5	6	7	8	9	10	
Patryk MOTYKA (8)	1	8	41	41	41	41	41	41	22	22	22	22
William MASON (22)	2	22	22	22	22	22	22	22	41	41	41	41
Kieran MURRAY (41)	3	41	8	8	8	8	8	8	8	8	8	8
Andy LOCK (21)	4	21	21	70	70	70	70	70	70	70	70	70
Dougie BROWN (60)	5	60	70	21	92	92	92	92	92	92	92	92
Simon HARDY (70)	6	70	92	92	21	32	32	32	32	32	32	32
Michael MacKINNON (95)	7	95	60	32	32	21	21	21	21	21	21	21
John MacDONALD (32)	8	32	32	95	95	95	95	95	95	95	95	95
Andrew CRAIGMILE (92)	9	92	95	60	93	93	93	93	93	93	93	93
Mark LANGLANDS (38)	10	38	93	93	60	75	75	75	75	75	75	75
Lee SEAGER (93)	11	93	38	38	38	60	60	54	54	54	54	54
Andrew JONES-LOFTING (88)	12	88	54	75	75	54	54	38	38	38	17	17
Cameron ROBB (54)	13	54	75	17	54	38	38	60	17	17	38	
Gary WHITEFORD (17)	14	17	17	54	17	17	17	17	60	117	117	
Harry PULLAR (75)	15	75	88	88	88	88	88	88	88	60	60	
Paul REID (23)	16	23	117	117	117	117	117	117	117	88	88	
Darren ANDERSON (31)	17	31	23	23	23	23	23	23	23	31	31	
Scott MILNE (117)	18	117	31	31	31	31	31	31	31	23	23	
-	19											
-	20											
-	21											

Clerk of the Course.

Orbits

Sig : Time :

Chief Timekeeper : Ian Sharp (SMART Timing)

 Results available at [www.smart-timing.co.uk](http://www.smart-timing.co.uk) and [www.speedhive.com](http://www.speedhive.com)

Printed: 29/07/2018 11:50:28



# Race Results

## KMSC National Motorcycle Racing AC

Sorted on Laps

Scottish Championship Lightweights

Knockhill 1.267 miles

Race 22 - 2nd Race

29/07/2018 12:45

Race (10 Laps) started at 11:44:37

Pos	No.	Name	Make/Model	CC	Class	Laps	Total Tm	Diff	Best Tm	In Lap	Avg. Speed
1	155	Scott CAMPBELL	Kawasaki	ER6 650	SL	10	10:02.663		58.957	7	75.682
2	21	Grant REID	Kawasaki	ER6	SL	10	10:03.021	0.358	58.816	9	75.637
3	34	Kenneth THIRLWALL	Kawasaki	ER6	SL	10	10:04.689	2.026	58.555	7	75.429
4	85	Steven HORNE	Kawasaki	ER6	SL	10	10:11.308	8.645	59.290	6	74.612
5	88	Lewis NICOL	Suzuki	SV650	SL	10	10:21.917	19.254	1:00.779	2	73.339
6	22	Allan BROWN	Suzuki	SV650	SL	10	10:21.972	19.309	1:00.598	6	73.333
7	800	Gordon CLARK	Kawasaki	ER6 650	SL	10	10:26.877	24.214	1:01.346	5	72.759
8	74	Christine WATSON	Kawasaki	ER6	SL	10	10:40.028	37.365	1:02.399	7	71.264
9	15	Finlay MILNE	Suzuki	SV650	SL	10	10:45.996	43.333	1:02.570	10	70.606
10	47	Joel BAVIDGE	Suzuki	Sv650	SL	10	10:47.802	45.139	1:02.793	3	70.409
11	84	Paul MAGNAY	Suzuki	SV650	SL	10	10:57.929	55.266	1:04.432	5	69.325

### Not classified

DNF	31	Torquil PATERSON	Suzuki	SV650	SL	9	9:07.972	DNF	59.365	4	74.912
DNF	13	Andrew BARTON	Kawasaki	ER650	SL	6	6:25.919	DNF	1:02.251	6	70.913
DNS	66	Kevin WATRET	Kawasaki	ER6	SL			DNS		0	-
DNS	7	Raymond DUGUID	Yamaha	TRX850	SL			DNS		0	-
DNS	55	Tom ROBINSON	Aprilia	RSV 450	SL			DNS		0	-
DNS	12	Jimmy MUIR	Yamaha	FZR400	SL			DNS		0	-
DNS	33	Patrick POLLARD	Suzuki	SV650	SL			DNS		0	-

Margin of Victory	Avg. Speed	Best Lap Tm	Best Speed	Best Lap by
0.358	75.682	58.555	77.894	34 - Kenneth THIRLWALL

Clerk of the Course.

Orbits

Sig : Time :

Chief Timekeeper : Ian Sharp (SMART Timing)

 Results available at [www.smart-timing.co.uk](http://www.smart-timing.co.uk) and [www.speedhive.com](http://www.speedhive.com)

Printed: 29/07/2018 11:59:12





## KMSC National Motorcycle Racing AC

### Scottish Championship Lightweights

Knockhill 1.267 miles

#### Race 22 - 2nd Race

29/07/2018 12:45

#### Race (10 Laps) started at 11:44:37

Lap	Time of Day	Lap Tm	S1	S2	S3	SFSpd	S1Spd	Lap	Time of Day	Lap Tm	S1	S2	S3	SFSpd	S1Spd
<b>(155) Scott CAMPBELL</b>															
1	11:45:43.610	<b>1:01.491</b>	17.812	23.422	20.257	87.952	106.520	1	11:45:46.582	<b>1:03.804</b>	18.913	24.492	20.399	87.494	103.561
2	11:46:44.307	<b>1:00.697</b>	17.405	23.306	19.986	122.459	107.717	2	11:46:48.494	<b>1:01.912</b>	17.746			116.304	106.015
3	11:47:44.265	<b>59.958</b>	17.022	23.112	19.824	123.587	107.890	3	11:47:51.599	<b>1:03.105</b>	18.587	<b>24.025</b>	20.493	114.323	98.833
4	11:48:43.858	<b>59.593</b>	17.055	22.833	19.705	121.352	108.238	4	11:48:53.987	<b>1:02.388</b>	17.993	24.114	<b>20.281</b>	116.304	106.015
5	11:49:43.724	<b>59.866</b>	16.972	22.942	19.952	121.792	<b>108.764</b>	5	11:49:55.333	<b>1:01.346</b>	17.469			120.265	105.848
6	11:50:43.346	<b>59.622</b>	17.194	22.814	19.614	124.968	107.717	6	11:50:57.608	<b>1:02.275</b>	17.737			121.792	105.020
7	11:51:42.303	<b>58.957</b>	17.077	<b>22.367</b>	<b>19.513</b>	<b>127.098</b>	108.764	7	11:51:58.989	<b>1:01.381</b>	17.322			121.352	<b>106.689</b>
8	11:52:41.464	<b>59.161</b>	16.791	22.547	19.823	126.142	106.520	8	11:53:00.898	<b>1:01.909</b>	17.501			122.014	103.402
9	11:53:40.722	<b>59.258</b>	16.961	22.480	19.817	125.201	106.351	9	11:54:02.399	<b>1:01.501</b>	17.655			<b>122.908</b>	105.681
10	11:54:39.682	<b>58.960</b>	<b>16.746</b>	22.434	19.780	125.435	106.520	10	11:55:03.896	<b>1:01.497</b>	<b>17.159</b>			122.908	103.721
<b>(21) Grant REID</b>															
1	11:45:43.734	<b>1:01.239</b>	17.678	23.419	20.142	88.416	105.681	<b>(74) Christine WATSON</b>							
2	11:46:43.468	<b>59.734</b>	17.150	22.647	19.937	<b>127.339</b>	104.856	1	11:45:49.735	<b>1:05.865</b>	19.983	25.039	20.843	90.442	103.084
3	11:47:43.346	<b>59.878</b>	16.782	23.042	20.054	126.142	104.856	2	11:46:55.107	<b>1:03.651</b>	17.888	24.599	21.164	121.792	104.043
4	11:48:43.544	<b>1:00.198</b>	17.141	22.983	20.074	125.670	104.043	3	11:47:56.693	<b>1:03.307</b>	18.308	24.321	<b>20.678</b>	121.133	104.043
5	11:49:43.802	<b>1:00.258</b>	17.072	22.684	20.502	125.435	105.349	4	11:48:59.598	<b>1:02.905</b>	17.768	24.187	20.950	121.133	<b>106.520</b>
6	11:50:43.282	<b>59.480</b>	17.011	22.587	19.882	124.735	105.515	5	11:50:02.588	<b>1:02.990</b>	17.984	24.012	20.994	119.835	103.402
7	11:51:43.260	<b>59.978</b>	17.130			125.435	105.020	6	11:51:06.212	<b>1:03.624</b>	18.335	24.281	21.008	117.940	103.084
8	11:52:42.329	<b>59.069</b>	16.631	22.543	19.895	125.670	105.848	7	11:52:08.611	<b>1:02.399</b>	17.676	<b>23.899</b>	20.824	121.352	103.882
9	11:53:41.145	<b>58.816</b>	<b>16.591</b>	<b>22.423</b>	19.802	125.201	<b>106.183</b>	8	11:53:11.366	<b>1:02.755</b>	17.687	24.227	20.841	120.049	103.721
10	11:54:40.040	<b>58.895</b>	16.698	22.455	<b>19.742</b>	125.435	105.515	9	11:54:13.961	<b>1:02.595</b>	<b>17.615</b>	23.975	21.005	<b>124.273</b>	104.856
<b>(34) Kenneth THIRLWALL</b>															
1	11:45:45.314	<b>1:02.513</b>	18.345	23.985	20.183	86.814	105.515	10	11:55:17.047	<b>1:03.086</b>	17.927	24.062	21.097	122.014	103.402
2	11:46:46.393	<b>1:01.079</b>	17.372	23.385	20.322	<b>127.824</b>	<b>106.689</b>	<b>(15) Finlay MILNE</b>							
3	11:47:46.918	<b>1:00.525</b>	17.224	23.144	20.157	127.824	106.520	1	11:45:51.035	<b>1:07.066</b>	20.044	25.642	21.380	89.477	97.117
4	11:48:47.720	<b>1:00.802</b>	17.518	23.230	20.054	125.201	106.183	2	11:46:55.107	<b>1:04.072</b>	18.226	24.669	21.177	<b>120.265</b>	97.399
5	11:49:47.213	<b>59.493</b>	17.060	22.552	19.881	127.824	105.515	3	11:47:59.549	<b>1:04.442</b>	18.130	24.922	21.390	119.835	98.398
6	11:50:46.324	<b>59.111</b>	16.909	22.265	19.937	127.824	105.681	4	11:49:03.470	<b>1:03.921</b>	18.048	24.540	21.333	118.985	97.824
7	11:51:44.879	<b>58.555</b>	16.774	22.208	<b>19.573</b>	127.098	106.520	5	11:50:07.469	<b>1:03.999</b>	18.105	24.522	21.372	118.775	97.682
8	11:52:44.044	<b>59.165</b>	17.078	22.331	19.756	127.824	105.848	6	11:51:10.618	<b>1:03.149</b>	17.887	24.346	<b>20.916</b>	117.733	97.682
9	11:53:42.909	<b>58.865</b>	16.814	<b>22.042</b>	20.009	126.857	106.183	7	11:52:14.780	<b>1:04.162</b>	18.032	24.688	21.442	119.621	98.543
10	11:54:41.708	<b>58.799</b>	<b>16.689</b>	22.075	20.035	126.618	105.349	8	11:53:17.796	<b>1:03.016</b>	17.888	24.161	20.967	119.835	<b>99.419</b>
<b>(85) Steven HORNE</b>															
1	11:45:45.887	<b>1:02.729</b>	18.571	23.930	20.228	88.183	105.020	9	11:54:20.445	<b>1:02.649</b>	<b>17.716</b>	23.998	20.935	117.526	96.976
2	11:46:46.868	<b>1:00.981</b>	17.375	23.259	20.347	125.670	<b>106.183</b>	10	11:55:23.015	<b>1:02.570</b>	17.743	<b>23.694</b>	21.133	118.356	99.419
3	11:47:47.561	<b>1:00.693</b>	17.533	23.026	20.134	123.360	106.183	<b>(47) Joel BAVIDGE</b>							
4	11:48:48.018	<b>1:00.457</b>	17.504			122.908	105.349	1	11:45:50.379	<b>1:05.727</b>	19.799			89.002	99.125
5	11:49:48.855	<b>1:00.837</b>	17.381			<b>126.380</b>	105.184	2	11:46:53.735	<b>1:03.356</b>	17.989			122.014	100.310
6	11:50:48.145	<b>59.290</b>	17.101			125.435	106.183	3	11:47:56.528	<b>1:02.793</b>	18.101			<b>122.236</b>	99.125
7	11:51:47.892	<b>59.747</b>	17.088			126.142	105.848	4	11:49:00.391	<b>1:03.863</b>	18.267			120.480	99.714
8	11:52:47.586	<b>59.694</b>	<b>17.062</b>			125.201	105.848	5	11:50:04.485	<b>1:04.094</b>	18.583			120.480	99.419
9	11:53:47.492	<b>59.906</b>	17.290	<b>22.786</b>	<b>19.830</b>	123.815	105.020	6	11:51:09.275	<b>1:04.790</b>	18.332			120.049	98.979
10	11:54:48.327	<b>1:00.835</b>	17.265	23.383	20.187	124.735	103.721	7	11:52:14.651	<b>1:05.376</b>	18.314			120.265	99.125
<b>(88) Lewis NICOL</b>															
1	11:45:44.734	<b>1:01.959</b>	18.476	23.415	<b>20.068</b>	81.540	104.856	8	11:53:18.057	<b>1:03.406</b>	18.179			118.565	<b>100.460</b>
2	11:46:45.513	<b>1:00.779</b>	<b>17.465</b>	23.084	20.230	<b>123.133</b>	<b>105.020</b>	9	11:54:21.159	<b>1:03.102</b>	<b>17.765</b>			122.014	100.011
3	11:47:46.318	<b>1:00.805</b>	17.684	22.982	20.139	122.683	101.987	10	11:55:24.821	<b>1:03.662</b>	17.975			120.265	99.419
4	11:48:47.635	<b>1:01.317</b>	17.777	23.218	20.322	121.792	103.721	<b>(84) Paul MAGNAY</b>							
5	11:49:48.866	<b>1:01.231</b>	17.565	23.105	20.561	120.697	104.366	1	11:45:51.341	<b>1:06.893</b>	20.504	25.284	21.105	86.927	98.688
6	11:50:51.278	<b>1:02.412</b>	18.150	23.663	20.599	119.196	103.721	2	11:46:56.127	<b>1:04.786</b>	18.934	24.689	21.163	<b>114.129</b>	98.398
7	11:51:53.884	<b>1:02.606</b>	18.410	23.580	20.616	119.409	101.218	3	11:48:00.584	<b>1:04.457</b>	18.837	24.700	<b>20.920</b>	107.890	99.125
8	11:52:56.703	<b>1:02.819</b>	18.129	24.268	20.422	119.409	103.084	4	11:49:05.504	<b>1:04.920</b>	18.871	24.599	21.450	109.832	<b>99.272</b>
9	11:53:57.818	<b>1:01.115</b>	17.976	<b>22.948</b>	20.191	118.565	104.043	5	11:50:09.936	<b>1:04.432</b>	18.755	24.540	21.137	105.020	99.125
10	11:54:58.936	<b>1:01.118</b>	17.948	23.019	20.151	118.356	103.721	6	11:51:14.584	<b>1:04.648</b>	18.637	<b>24.457</b>	21.554	106.689	99.272
<b>(22) Allan BROWN</b>															
1	11:45:47.114	<b>1:03.737</b>	19.053	24.258	20.426	88.532	99.419	7	11:52:19.481	<b>1:04.897</b>	18.549	24.912	21.436	111.105	97.540
2	11:46:48.856	<b>1:01.742</b>	17.898	23.659	20.185	<b>120.915</b>	<b>101.832</b>	8	11:53:24.610	<b>1:05.129</b>	18.841	25.042	21.246	112.033	91.055
3	11:47:50.299	<b>1:01.443</b>	17.886	23.323	20.234	119.835	100.460	9	11:54:29.832	<b>1:05.222</b>	18.665	24.884	21.673	111.105	97.824
4	11:48:51.184	<b>1:00.885</b>	17.482	<b>23.280</b>	20.123	120.697	101.218	10	11:55:34.948	<b>1:05.116</b>	<b>18.426</b>	25.023	21.667	109.653	97.117
5	11:49:51.820	<b>1:00.636</b>	17.175	23.335	20.126	120.915	101.371	<b>(31) Torquil PATERSON</b>							
6	11:50:52.418	<b>1:00.598</b>	<b>17.064</b>	23.465	<b>20.069</b>	120.915	101.371	1	11:45:44.367	<b>1:01.699</b>	17.756	23.367	20.576	82.747	<b>105.848</b>
7															



## KMSC National Motorcycle Racing AC

Scottish Championship Lightweights

Knockhill 1.267 miles

Race 22 - 2nd Race

29/07/2018 12:45

Race (10 Laps) started at 11:44:37

Lap	Time of Day	Lap Tm	S1	S2	S3	SFSpd	S1Spd	Lap	Time of Day	Lap Tm	S1	S2	S3	SFSpd	S1Spd
4	11:48:58.001	1:02.768	17.585	24.114	21.069	123.360	101.987								
5	11:50:00.687	1:02.686	18.154	24.003	20.529	121.352	101.066								
6	11:51:02.938	1:02.251	18.032	23.792	20.427	121.792	101.524								

Clerk of the Course.

Orbits

Sig : Time :

Chief Timekeeper : Ian Sharp (SMART Timing)

Results available at [www.smart-timing.co.uk](http://www.smart-timing.co.uk) and [www.speedhive.com](http://www.speedhive.com)

Printed: 29/07/2018 11:59:28



**KMSC National Motorcycle Racing AC****Lapchart****Scottish Championship Lightweights****Knockhill 1.267 miles****Race 22 - 2nd Race****29/07/2018 12:45****Race (10 Laps) started at 11:44:37**

Competitors	Laps											
	0	1	2	3	4	5	6	7	8	9	10	
Scott CAMPBELL (155)	1	155	155	21	21	31	31	31	155	155	155	155
Grant REID (21)	2	21	21	31	31	21	155	21	21	21	21	21
Torquill PATERSON (31)	3	31	31	155	155	155	21	155	31	34	34	34
Lewis NICOL (88)	4	88	88	88	88	88	34	34	34	31	31	85
Gordon CLARK (800)	5	800	34	34	34	34	85	85	85	85	85	88
Kenneth THIRLWALL (34)	6	34	85	85	85	85	88	88	88	22	22	22
Andrew BARTON (13)	7	13	800	800	22	22	22	22	22	88	88	800
Steven HORNE (85)	8	85	22	22	800	800	800	800	800	800	800	74
Allan BROWN (22)	9	22	13	13	13	13	13	13	74	74	74	15
Christine WATSON (74)	10	74	74	74	47	74	74	74	47	15	15	47
Finlay MILNE (15)	11	15	47	47	74	47	47	47	15	47	47	84
Paul MAGNAY (84)	12	84	15	15	15	15	15	15	84	84	84	
Joel BAVIDGE (47)	13	47	84	84	84	84	84	84				
-	14											
-	15											
-	16											
-	17											
-	18											

Clerk of the Course.

Sig : Time :

Chief Timekeeper : Ian Sharp (SMART Timing)

Results available at [www.smart-timing.co.uk](http://www.smart-timing.co.uk) and [www.speedhive.com](http://www.speedhive.com)

Printed: 29/07/2018 11:59:55

Orbits



## KMSC National Motorcycle Racing AC


KMSC Lightweights

Knockhill 1.267 miles

Race 29 - 3rd Race

29/07/2018 14:30

Race (10 Laps)



POLE POSITION

<b>3</b> 34 Kenneth THIRLWALL	<b>2</b> 21 Grant REID	<b>1</b> 155 Scott CAMPBELL	<b>1</b>
<b>6</b> 22 Allan BROWN	<b>5</b> 88 Lewis NICOL	<b>4</b> 85 Steven HORNE	<b>2</b>
<b>9</b> 15 Finlay MILNE	<b>8</b> 74 Christine WATSON	<b>7</b> 800 Gordon CLARK	<b>3</b>
<b>12</b> 31 Torquil PATERSON	<b>11</b> 84 Paul MAGNAY	<b>10</b> 47 Joel BAVIDGE	<b>4</b>
<b>15</b> 7 Raymond DUGUID	<b>14</b> 66 Kevin WATRET	<b>13</b> 13 Andrew BARTON	<b>5</b>
<b>18</b> 33 Patrick POLLARD	<b>17</b> 12 Jimmy MUIR	<b>16</b> 55 Tom ROBINSON	<b>6</b>

Clerk of the Course.

Orbits

Sig :                      Time :  
 Chief Timekeeper : Ian Sharp (SMART Timing)  
 Results available at [www.smart-timing.co.uk](http://www.smart-timing.co.uk) and [www.speedhive.com](http://www.speedhive.com)



# Race Results

## KMSC National Motorcycle Racing AC

Sorted on Laps

KMSC 125's and KMSC F400's

Knockhill 1.267 miles

Race 23 - 4th Race

29/07/2018 13:00

Race (10 Laps) started at 12:03:21

Pos	No.	Name	Make/Model	CC	Class	Laps	Total Tm	Diff	Best Tm	In Lap	Avg. Speed
1	58	James McLAREN			F400	10	10:34.412		1:01.980	6	71.895
2	33	Declan CONNELL	Aprilia	RS125	F125	10	11:08.922	34.510	1:04.005	10	68.186
3	55	Owen PATERSON	Aprilia	RS125	F125	10	11:09.968	35.556	1:05.004	10	68.079
4	118	Rod WALKER	Kawasaki	ZXR400	F400	10	11:14.108	39.696	1:05.508	10	67.661
5	22	Ross MAGUIRE	Aprilia	RS125	F125	10	11:15.159	40.747	1:05.167	10	67.556
6	117	Lianne MAYHEW	Kawasaki	ER6	F400	10	11:15.179	40.767	1:05.766	9	67.554
7	12	Jimmy MUIR	Aprilia	RS125	F125	10	11:16.480	42.068	1:05.573	9	67.424
8	84	Samual LAIDLOW	Aprilia	RS125	F125	10	11:33.031	58.619	1:07.369	3	65.814
9	122	Logan TURNER	Aprilia	RS125	F125	10	11:34.222	59.810	1:06.937	10	65.701
10	27	Jordan HAY	Aprilia	RS125	F125	9	11:09.333	1 Lap	1:10.535	9	61.329
11	19	Fletcher McINALLY	Aprilia	RS125	F125	8	10:49.663	2 Laps	1:18.375	2	56.166

**Not classified**

DNF	16	Mia KELLAS	Aprilia	RS125	F125	5	6:20.771	DNF	1:13.152	4	59.893
DNS	99	Marc GIBSON	Kawasaki	ZXR400	F400			DNS		0	-
DNS	590	Ian AITKEN	Suzuki	GSXR 400	F400			DNS		0	-
DNS	69	Mark BOWRAN	Kawasaki	ZXR400	F400			DNS		0	-

Margin of Victory	Avg. Speed	Best Lap Tm	Best Speed	Best Lap by
34.510	71.895	1:01.980	73.590	58 - James McLAREN

Clerk of the Course.

Orbits

Sig : Time :

Chief Timekeeper : Ian Sharp (SMART Timing)

 Results available at [www.smart-timing.co.uk](http://www.smart-timing.co.uk) and [www.speedhive.com](http://www.speedhive.com)

Printed: 29/07/2018 12:18:31





## KMSC National Motorcycle Racing AC

KMSC 125's and KMSC F400's

Knockhill 1.267 miles

Race 23 - 4th Race

29/07/2018 13:00

Race (10 Laps) started at 12:03:21

Lap	Time of Day	Lap Tm	S1	S2	S3	SFSpd	S1Spd
<b>(58) James McLAREN</b>							
1	12:04:31.623	<b>1:04.352</b>	19.260	23.958	21.134	72.785	94.120
2	12:05:34.631	<b>1:03.008</b>	17.952	23.782	21.274	114.518	91.677
3	12:06:37.344	<b>1:02.713</b>	17.814	23.688	21.211	116.103	95.459
4	12:07:40.375	<b>1:03.031</b>	17.823	23.972	21.236	115.903	96.976
5	12:08:43.871	<b>1:03.496</b>	17.859	24.149	21.488	114.910	96.143
6	12:09:45.851	<b>1:01.980</b>	17.704	23.511	<b>20.765</b>	115.903	96.005
7	12:10:47.968	<b>1:02.117</b>	17.815	23.402	20.900	116.709	96.143
8	12:11:50.199	<b>1:02.231</b>	17.642	<b>23.341</b>	21.248	116.103	96.143
9	12:12:52.329	<b>1:02.130</b>	<b>17.597</b>	23.703	20.830	116.103	<b>97.399</b>
10	12:13:55.834	<b>1:03.505</b>	18.094	24.295	21.116	<b>117.940</b>	97.257

Lap	Time of Day	Lap Tm	S1	S2	S3	SFSpd	S1Spd
<b>(33) Declan CONNELL</b>							
1	12:04:38.913	<b>1:10.161</b>	21.939			68.547	83.260
2	12:05:45.285	<b>1:06.372</b>	19.277			<b>103.882</b>	<b>85.054</b>
3	12:06:50.559	<b>1:05.274</b>	18.915			103.242	84.839
4	12:07:57.163	<b>1:06.604</b>	18.986			102.768	83.989
5	12:09:04.409	<b>1:07.246</b>	18.856			102.142	84.732
6	12:10:10.775	<b>1:06.366</b>	18.792			103.402	84.095
7	12:11:15.370	<b>1:04.595</b>	18.709			103.242	83.885
8	12:12:20.398	<b>1:05.028</b>	18.972			100.914	83.989
9	12:13:26.339	<b>1:05.941</b>	19.022			100.611	82.747
10	12:14:30.344	<b>1:04.005</b>	<b>18.663</b>			102.454	84.946

Lap	Time of Day	Lap Tm	S1	S2	S3	SFSpd	S1Spd
<b>(55) Owen PATERSON</b>							
1	12:04:35.391	<b>1:07.935</b>	20.189	25.208	22.538	70.640	81.048
2	12:05:41.867	<b>1:06.476</b>	19.048	24.988	22.440	97.824	81.048
3	12:06:49.031	<b>1:07.164</b>	19.009			97.682	<b>81.441</b>
4	12:07:56.614	<b>1:07.583</b>	19.036	25.861	22.686	97.824	81.048
5	12:09:03.527	<b>1:06.913</b>	18.848			97.399	80.465
6	12:10:09.596	<b>1:06.069</b>	18.907	25.088	22.074	97.117	80.853
7	12:11:15.537	<b>1:05.941</b>	18.892	24.913	22.136	98.254	80.658
8	12:12:21.076	<b>1:05.539</b>	18.921			96.976	81.343
9	12:13:26.386	<b>1:05.310</b>	18.635	<b>24.491</b>	22.184	<b>98.543</b>	81.146
10	12:14:31.390	<b>1:05.004</b>	<b>18.542</b>	24.644	<b>21.818</b>	97.399	81.244

Lap	Time of Day	Lap Tm	S1	S2	S3	SFSpd	S1Spd
<b>(118) Rod WALKER</b>							
1	12:04:37.429	<b>1:08.646</b>	19.966	26.202	22.478	73.826	92.308
2	12:05:43.764	<b>1:06.335</b>	18.854	25.565	21.916	112.408	92.435
3	12:06:49.824	<b>1:06.060</b>	<b>18.339</b>	25.707	22.014	112.220	<b>93.726</b>
4	12:07:56.385	<b>1:06.561</b>	18.344	25.433	22.784	113.935	92.947
5	12:09:04.157	<b>1:07.772</b>	18.869	26.803	22.100	113.357	92.562
6	12:10:11.113	<b>1:06.956</b>	19.138	25.596	22.222	109.296	92.054
7	12:11:18.169	<b>1:07.056</b>	19.039	25.793	22.224	111.846	90.564
8	12:12:24.181	<b>1:06.012</b>	18.589	25.678	21.745	<b>114.518</b>	93.465
9	12:13:30.022	<b>1:05.841</b>	18.368	25.929	21.544	113.935	93.076
10	12:14:35.530	<b>1:05.508</b>	18.620	<b>25.389</b>	<b>21.499</b>	113.549	92.181

Lap	Time of Day	Lap Tm	S1	S2	S3	SFSpd	S1Spd
<b>(22) Ross MAGUIRE</b>							
1	12:04:38.282	<b>1:09.855</b>	21.119	25.603	23.133	72.864	82.240
2	12:05:45.634	<b>1:07.352</b>	19.382	25.427	22.543	99.863	81.839
3	12:06:51.241	<b>1:05.607</b>	19.051	24.468	22.088	<b>101.066</b>	82.747
4	12:07:57.895	<b>1:06.654</b>	19.292	24.631	22.731	100.762	<b>83.363</b>
5	12:09:05.488	<b>1:07.593</b>	19.303	25.314	22.976	101.066	82.951
6	12:10:12.391	<b>1:06.903</b>	19.188	24.994	22.721	101.066	82.645
7	12:11:19.013	<b>1:06.622</b>	19.161	24.842	22.619	100.914	81.938
8	12:12:25.088	<b>1:06.075</b>	19.221	24.714	22.140	100.310	82.240
9	12:13:31.414	<b>1:06.326</b>	<b>18.872</b>	25.361	22.093	100.762	82.543
10	12:14:36.581	<b>1:05.167</b>	18.873	<b>24.339</b>	<b>21.955</b>	100.161	81.938

Lap	Time of Day	Lap Tm	S1	S2	S3	SFSpd	S1Spd
<b>(117) Lianne MAYHEW</b>							
1	12:04:36.809	<b>1:09.317</b>	20.437	26.158	22.722	75.742	91.179
2	12:05:43.102	<b>1:06.293</b>	18.663	<b>25.343</b>	22.287	108.764	91.427
3	12:06:49.612	<b>1:06.510</b>	18.534	25.789	22.187	110.193	93.205
4	12:07:56.951	<b>1:07.339</b>	18.897	25.883	22.559	109.118	90.686
5	12:09:04.595	<b>1:07.644</b>	18.921	26.394	22.329	108.238	90.320
6	12:10:11.364	<b>1:06.769</b>	18.887	26.032	21.850	107.890	86.590
7	12:11:18.908	<b>1:07.544</b>	18.959	25.937	22.648	<b>112.408</b>	90.198
8	12:12:24.829	<b>1:05.921</b>	18.057	25.830	22.034	112.220	<b>95.459</b>
9	12:13:30.595	<b>1:05.766</b>	<b>17.819</b>	26.186	<b>21.761</b>	112.220	91.427
10	12:14:36.601	<b>1:06.006</b>	18.101	25.759	22.146	111.290	92.181

(12) Jimmy MUIR

Lap	Time of Day	Lap Tm	S1	S2	S3	SFSpd	S1Spd
<b>(84) Samuel LAIDLLOW</b>							
1	12:04:38.621	<b>1:10.063</b>	21.757	25.910	22.396	73.262	82.849
2	12:05:44.842	<b>1:06.221</b>	19.398	24.868	21.955	101.524	83.157
3	12:06:50.887	<b>1:06.045</b>	18.952	<b>24.535</b>	22.558	101.218	82.139
4	12:07:57.775	<b>1:06.888</b>	19.047	24.965	22.876	101.371	84.306
5	12:09:05.811	<b>1:08.036</b>	19.597	25.392	23.047	100.762	83.780
6	12:10:12.897	<b>1:07.086</b>	19.044	25.114	22.928	101.524	<b>84.625</b>
7	12:11:19.821	<b>1:06.924</b>	19.088	24.901	22.935	101.218	83.157
8	12:12:25.965	<b>1:06.144</b>	18.912	24.788	22.444	99.714	83.571
9	12:13:31.538	<b>1:05.573</b>	19.273	25.023	<b>21.277</b>	100.762	83.157
10	12:14:37.902	<b>1:06.364</b>	<b>18.846</b>	24.606	22.912	<b>103.084</b>	83.467

Lap	Time of Day	Lap Tm	S1	S2	S3	SFSpd	S1Spd
<b>(84) Samuel LAIDLLOW</b>							
1	12:04:38.557	<b>1:09.907</b>	21.236	25.635	23.036	70.789	79.700
2	12:05:46.002	<b>1:07.445</b>	20.026	<b>25.006</b>	<b>22.413</b>	98.833	<b>80.755</b>
3	12:06:53.371	<b>1:07.369</b>	<b>19.374</b>	25.296	22.699	<b>99.272</b>	79.606
4	12:08:01.852	<b>1:08.481</b>	20.048	25.677	22.756	96.697	78.123
5	12:09:10.645	<b>1:08.793</b>	20.089	26.023	22.681	95.595	78.857
6	12:10:19.466	<b>1:08.821</b>	20.212	25.693	22.916	94.919	78.857
7	12:11:28.974	<b>1:09.508</b>	20.415	25.689	23.404	95.188	78.032
8	12:12:37.466	<b>1:08.492</b>	20.125	25.559	22.808	94.651	78.765
9	12:13:45.495	<b>1:08.029</b>	19.748	25.500	22.781	94.919	78.032
10	12:14:54.453	<b>1:08.958</b>	20.017	25.916	23.025	94.518	77.941

Lap	Time of Day	Lap Tm	S1	S2	S3	SFSpd	S1Spd
<b>(122) Logan TURNER</b>							
1	12:04:40.433	<b>1:11.988</b>	21.917			71.620	
2	12:05:49.330	<b>1:08.897</b>	20.051			96.697	
3	12:06:57.850	<b>1:08.520</b>	19.919			96.281	
4	12:08:06.437	<b>1:08.587</b>	19.835			96.558	79.700
5	12:09:15.703	<b>1:09.266</b>	20.009			96.005	<b>79.985</b>
6	12:10:24.123	<b>1:08.420</b>	<b>19.709</b>			96.836	79.700
7	12:11:32.960	<b>1:08.837</b>	19.753			96.558	
8	12:12:41.345	<b>1:08.385</b>	20.372			<b>97.257</b>	
9	12:13:48.707	<b>1:07.362</b>	19.944			95.868	78.397
10	12:14:55.644	<b>1:06.937</b>	19.832			96.836	78.857

Lap	Time of Day	Lap Tm	S1	S2	S3	SFSpd	S1Spd
<b>(27) Jordan HAY</b>							
1	12:04:50.713	<b>1:20.529</b>	23.466	30.258	26.805	69.686	77.581
2	12:06:05.953	<b>1:15.240</b>	22.164	28.434	24.642	93.857	77.581
3	12:07:19.507	<b>1:13.554</b>	21.814	27.753	23.987	93.595	78.032
4	12:08:32.431	<b>1:12.924</b>	21.445	27.630	23.849	95.188	78.123
5	12:09:44.816	<b>1:12.385</b>	21.194	27.527	23.664	95.323	78.123
6	12:10:56.982	<b>1:12.166</b>	21.078				

**KMSC National Motorcycle Racing AC****Lapchart****KMSC 125's and KMSC F400's****Knockhill 1.267 miles****Race 23 - 4th Race****29/07/2018 13:00****Race (10 Laps) started at 12:03:21**

Competitors	Laps											
	0	1	2	3	4	5	6	7	8	9	10	
James McLAREN (58)	1	58	58	58	58	58	58	58	58	58	58	58
Owen PATERSON (55)	2	55	55	55	55	118	55	55	33	33	33	33
Lianne MAYHEW (117)	3	117	117	117	117	55	118	33	55	55	55	55
Ross MAGUIRE (22)	4	22	118	118	118	117	33	118	118	118	118	118
Logan TURNER (122)	5	122	22	12	33	33	117	117	117	117	117	22
Jimmy MUIR (12)	6	12	84	33	12	12	22	22	22	22	22	117
Samual LAIDLAW (84)	7	84	12	22	22	22	12	12	12	12	12	12
Declan CONNELL (33)	8	33	33	84	84	84	84	84	84	84	84	84
Rod WALKER (118)	9	118	122	122	122	122	122	122	122	122	122	122
Mia KELLAS (16)	10	16	16	16	16	16	16	27	27	27	27	27
Fletcher McINALLY (19)	11	19	19	27	27	27	27	19	19	19		
Jordan HAY (27)	12	27	27	19	19	19	19					
-	13											
-	14											
-	15											

Clerk of the Course.

Sig : Time :

Chief Timekeeper : Ian Sharp (SMART Timing)

Results available at [www.smart-timing.co.uk](http://www.smart-timing.co.uk) and [www.speedhive.com](http://www.speedhive.com)

Printed: 29/07/2018 12:18:50

Orbits





## KMSC National Motorcycle Racing AC


KMSC 125's and KMSC F400's

Knockhill 1.267 miles

Race 30 - 5th Race

29/07/2018 14:45

Race (10 Laps)



POLE POSITION

<b>3</b> 55 Owen PATERSON	<b>2</b> 33 Declan CONNELL	<b>1</b> 58 James McLAREN	<b>1</b>
<b>6</b> 117 Lianne MAYHEW	<b>5</b> 22 Ross MAGUIRE	<b>4</b> 118 Rod WALKER	<b>2</b>
<b>9</b> 122 Logan TURNER	<b>8</b> 84 Samuel LAIDLAW	<b>7</b> 12 Jimmy MUIR	<b>3</b>
<b>12</b> 16 Mia KELLAS	<b>11</b> 19 Fletcher McINALLY	<b>10</b> 27 Jordan HAY	<b>4</b>
<b>15</b> 69 Mark BOWRAN	<b>14</b> 590 Ian AITKEN	<b>13</b> 99 Marc GIBSON	<b>5</b>

Clerk of the Course.

Sig : Time :

Chief Timekeeper : Ian Sharp (SMART Timing)

Results available at [www.smart-timing.co.uk](http://www.smart-timing.co.uk) and [www.speedhive.com](http://www.speedhive.com)

Orbits



# Race Results

## KMSC National Motorcycle Racing AC

Sorted on Laps

National CB500's

Knockhill 1.267 miles

Race 24 - 2nd Race

29/07/2018 13:15

Race (10 Laps) started at 12:20:36

Pos	No.	Name	Make/Model	CC	Class	Laps	Total Tm	Diff	Best Tm	In Lap	Avg. Speed
1	144	Keith SHEPHERD	Honda	CB500	CB	10	10:50.281		1:03.252	6	70.140
2	87	Jodie CHALK	Honda	CB500	CB	10	11:03.641	13.360	1:05.106	5	68.728
3	23	Ross McCLEARY	Honda	CB500	CB	10	11:06.422	16.141	1:04.886	5	68.441
4	26	Raymond REID	Honda	CB500	CB	10	11:08.365	18.084	1:04.651	8	68.243
5	111	Jimmy SHANKS	Honda	CB500	CB	10	11:08.556	18.275	1:04.904	9	68.223
6	48	Allan BROOKBANKS	Honda	CB500	CB	10	11:09.913	19.632	1:04.905	9	68.085
7	7	Colvin DENHOLM	Honda	CB500	CB	10	11:15.811	25.530	1:05.692	9	67.491
8	35	Daryn PETERS	Honda	CB500	CB	10	11:16.220	25.939	1:05.670	10	67.450
9	50	Shane GODDEN	Honda	CB500	CB	10	11:17.865	27.584	1:05.718	10	67.286
10	73	Fraser CAMERON	Honda	CB500	CB	10	11:17.956	27.675	1:05.720	10	67.277
11	57	Chris MANGHAN	Honda	CB500	CB	10	11:34.557	44.276	1:07.471	4	65.669
12	222	Colin READ	Honda	CB500	CB	10	11:37.089	46.808	1:07.076	9	65.431
13	113	Calum PERT	Honda	CB500	CB	10	11:59.577	1:09.296	1:09.917	10	63.386
14	55	Allan McCLEARY	Honda	CB500	CB	10	12:00.008	1:09.727	1:09.810	6	63.348
15	39	Scott YOUNG	Honda	CB500	CB	9	10:50.538	1 Lap	1:09.711	6	63.101
16	666	David MAGRATH	Honda	CB500	CB	9	10:51.787	1 Lap	1:10.081	8	62.980
17	58	Ross ALLAN	Honda	CB500	CB	9	10:52.052	1 Lap	1:09.559	8	62.955
18	333	Peter DOLAN	Honda	CB500	CB	9	10:52.825	1 Lap	1:10.242	7	62.880
Not classified											
DNF	13	Andrew BARTON	Honda	CB500	CB	8	8:45.397	DNF	1:03.794	6	69.450
DNF	96	Andrew KIRKWOOD	Honda	CB500	CB	4	4:55.573	DNF	1:10.848	4	61.725
DNF	47	Steve KAIN	Honda	CB500	CB	2	2:33.350	DNF	1:12.402	2	59.486
DNS	114	Martin CURRAH	Honda	CB500	CB			DNS		0	-
DNS	91	Brian ALEXANDER	Honda	CB500	CB			DNS		0	-

Margin of Victory	Avg. Speed	Best Lap Tm	Best Speed	Best Lap by
13.360	70.140	1:03.252	72.110	144 - Keith SHEPHERD

Clerk of the Course.

Orbits

Sig : Time :

Chief Timekeeper : Ian Sharp (SMART Timing)

 Results available at [www.smart-timing.co.uk](http://www.smart-timing.co.uk) and [www.speedhive.com](http://www.speedhive.com)

Printed: 29/07/2018 12:34:21



## KMSC National Motorcycle Racing AC

National CB500's

Knockhill 1.267 miles

Race 24 - 2nd Race

29/07/2018 13:15

Race (10 Laps) started at 12:20:36

Lap	Time of Day	Lap Tm	S1	S2	S3	SFSpd	S1Spd	Lap	Time of Day	Lap Tm	S1	S2	S3	SFSpd	S1Spd	
<b>(144) Keith SHEPHERD</b>																
1	12:21:49.383	<b>1:06.877</b>	19.566	25.211	22.100	76.607	88.299	1	12:21:54.792	<b>1:10.631</b>	21.133	26.988	22.510	78.032	86.927	
2	12:22:55.046	<b>1:05.663</b>	18.761	24.861	22.041	107.717	91.055	2	12:23:01.331	<b>1:06.539</b>	19.335	25.373	21.831	104.692	86.479	
3	12:23:59.023	<b>1:03.977</b>	18.198	24.062	21.717	<b>109.118</b>	88.767	3	12:24:08.454	<b>1:07.123</b>	19.286	25.672	22.165	105.848	87.380	
4	12:25:02.664	<b>1:03.641</b>	18.030	23.972	21.639	107.544	89.120	4	12:25:15.915	<b>1:07.461</b>	19.359	26.058	22.044	106.520	88.183	
5	12:26:06.177	<b>1:03.513</b>	<b>18.022</b>	23.946	21.545	107.890	88.649	5	12:26:22.241	<b>1:06.326</b>	19.019	25.065	22.242	105.515	<b>88.649</b>	
6	12:27:09.429	<b>1:03.252</b>	18.098	<b>23.705</b>	21.449	107.890	89.358	6	12:27:28.680	<b>1:06.439</b>	19.157	25.141	22.141	105.349	87.380	
7	12:28:12.719	<b>1:03.290</b>	18.029	23.950	<b>21.311</b>	107.201	88.884	7	12:28:35.377	<b>1:06.697</b>	19.361	25.042	22.294	106.015	87.608	
8	12:29:16.581	<b>1:03.862</b>	18.314	23.956	21.592	106.520	88.299	8	12:29:41.086	<b>1:05.709</b>	19.064	<b>24.849</b>	21.796	106.015	87.380	
9	12:30:20.082	<b>1:03.501</b>	18.033	23.909	21.559	107.544	89.239	9	12:30:46.778	<b>1:05.692</b>	<b>18.929</b>	24.960	21.803	<b>106.689</b>	86.368	
10	12:31:27.159	<b>1:07.077</b>	18.531	26.186	22.360	107.890	<b>91.677</b>	10	12:31:52.689	<b>1:05.911</b>	19.057	25.324	<b>21.530</b>	105.681	87.153	
<b>(87) Jodie CHALK</b>																
1	12:21:48.655	<b>1:06.133</b>	19.580	24.809	<b>21.744</b>	76.086	90.809	1	12:21:54.078	<b>1:09.845</b>	20.855	26.564	22.426	79.230	87.608	
2	12:22:54.911	<b>1:06.256</b>	18.801	25.326	22.129	108.064	89.957	2	12:23:00.823	<b>1:06.745</b>	19.272	25.168	22.305	107.201	87.040	
3	12:24:00.621	<b>1:05.710</b>	18.880	24.961	21.869	105.515	91.179	3	12:24:08.702	<b>1:07.879</b>	20.091	25.622	22.166	106.520	87.608	
4	12:25:06.075	<b>1:05.454</b>	18.739	24.857	21.858	<b>109.118</b>	90.686	4	12:25:16.249	<b>1:07.547</b>	19.576	25.806	22.165	106.520	88.183	
5	12:26:11.181	<b>1:05.106</b>	<b>18.557</b>	<b>24.739</b>	21.810	108.941	<b>91.928</b>	5	12:26:23.057	<b>1:06.808</b>	19.122	25.439	22.247	106.183	<b>89.002</b>	
6	12:27:16.490	<b>1:05.309</b>	18.602	24.883	21.824	109.118	91.179	6	12:27:28.993	<b>1:05.936</b>	19.228	25.200	<b>21.508</b>	107.544	87.608	
7	12:28:22.774	<b>1:06.284</b>	18.951	25.295	22.038	108.064	90.442	7	12:28:35.650	<b>1:06.657</b>	19.252	25.035	22.370	107.372	88.183	
8	12:29:28.758	<b>1:05.984</b>	19.064	24.978	21.942	107.201	88.884	8	12:29:41.344	<b>1:05.694</b>	18.965	<b>24.956</b>	21.773	107.030	88.532	
9	12:30:34.366	<b>1:05.608</b>	18.858	24.987	21.763	107.717	90.198	9	12:30:47.428	<b>1:06.084</b>	<b>18.932</b>	25.101	22.051	<b>107.890</b>	87.153	
10	12:31:40.519	<b>1:06.153</b>	18.814	25.041	22.298	107.372	90.077	10	12:31:53.098	<b>1:05.670</b>	18.956	25.149	21.565	105.515	86.814	
<b>(23) Ross McCLEARY</b>																
1	12:21:51.716	<b>1:08.280</b>	20.663	25.520	22.097	75.064	87.153	1	12:21:53.019	<b>1:09.297</b>	20.690	26.105	22.502	78.672	<b>86.814</b>	
2	12:22:57.642	<b>1:05.926</b>	18.945	24.868	22.113	106.183	<b>87.952</b>	2	12:23:00.717	<b>1:07.698</b>	18.913	25.990	22.795	104.366	86.035	
3	12:24:04.009	<b>1:06.367</b>	18.750	24.999	22.618	105.515	87.952	3	12:24:08.365	<b>1:07.648</b>	19.472	25.844	22.332	103.561	86.590	
4	12:25:11.071	<b>1:07.062</b>	19.157	25.286	22.619	106.351	87.608	4	12:25:15.737	<b>1:07.372</b>	19.186	25.966	22.220	105.020	85.706	
5	12:26:15.957	<b>1:04.886</b>	<b>18.647</b>	<b>24.558</b>	<b>21.681</b>	<b>107.201</b>	86.814	5	12:26:22.967	<b>1:07.230</b>	19.032			104.856	85.487	
6	12:27:21.514	<b>1:05.557</b>	18.927	24.823	21.807	104.692	87.494	6	12:27:30.402	<b>1:07.435</b>	19.044	26.212	22.179	<b>105.848</b>	86.035	
7	12:28:26.946	<b>1:05.432</b>	18.962	24.762	21.708	104.856	87.153	7	12:28:36.801	<b>1:06.399</b>	18.935	25.324	22.140	105.184	86.257	
8	12:29:32.419	<b>1:05.473</b>	18.844	24.833	21.796	105.184	87.153	8	12:29:42.973	<b>1:06.172</b>	18.873	25.256	22.043	105.681	86.368	
9	12:30:38.037	<b>1:05.618</b>	18.959	24.833	21.826	105.020	86.814	9	12:30:49.025	<b>1:06.052</b>	18.788	25.282	<b>21.982</b>	104.856	86.035	
10	12:31:43.300	<b>1:05.263</b>	18.717	24.732	21.814	104.529	87.380	10	12:31:54.743	<b>1:05.718</b>	<b>18.598</b>	<b>25.012</b>	22.108	105.020	86.702	
<b>(73) Fraser CAMERON</b>																
1	12:21:57.716	<b>1:13.189</b>	21.063					1	12:21:57.716	<b>1:13.189</b>	21.063			78.950	87.153	
2	12:23:04.777	<b>1:07.061</b>	19.192					2	12:23:04.777	<b>1:07.061</b>	19.192			103.721	84.306	
3	12:24:11.790	<b>1:07.013</b>	19.238					3	12:24:11.790	<b>1:07.013</b>	19.238			103.561	85.162	
4	12:25:18.248	<b>1:06.458</b>	19.294					4	12:25:18.248	<b>1:06.458</b>	19.294			104.204	85.487	
5	12:26:23.979	<b>1:05.731</b>	19.077					5	12:26:23.979	<b>1:05.731</b>	19.077			106.183	86.146	
6	12:27:30.557	<b>1:06.578</b>	18.980					6	12:27:30.557	<b>1:06.578</b>	18.980			<b>106.859</b>	86.479	
7	12:28:37.130	<b>1:06.573</b>	19.409					7	12:28:37.130	<b>1:06.573</b>	19.409			106.015	86.702	
8	12:29:43.168	<b>1:06.038</b>	18.797					8	12:29:43.168	<b>1:06.038</b>	18.797			106.015	<b>87.494</b>	
9	12:30:49.114	<b>1:05.946</b>	18.835					9	12:30:49.114	<b>1:05.946</b>	18.835			106.689	86.814	
10	12:31:54.834	<b>1:05.720</b>	<b>18.779</b>					10	12:31:54.834	<b>1:05.720</b>	<b>18.779</b>			106.689	87.494	
<b>(57) Chris MANGHAN</b>																
1	12:21:58.390	<b>1:13.266</b>	21.308					1	12:21:58.390	<b>1:13.266</b>	21.308			79.136	85.379	
2	12:23:06.548	<b>1:08.158</b>	<b>19.568</b>					2	12:23:06.548	<b>1:08.158</b>	<b>19.568</b>			104.529	86.702	
3	12:24:14.294	<b>1:07.746</b>	19.728					3	12:24:14.294	<b>1:07.746</b>	19.728			104.856	86.702	
4	12:25:21.765	<b>1:07.471</b>	19.722					4	12:25:21.765	<b>1:07.471</b>	19.722			105.681	87.494	
5	12:26:29.845	<b>1:08.080</b>	19.688					5	12:26:29.845	<b>1:08.080</b>	19.688			<b>106.015</b>	<b>88.068</b>	
6	12:27:38.230	<b>1:08.385</b>	20.027					6	12:27:38.230	<b>1:08.385</b>	20.027			102.768	86.479	
7	12:28:46.384	<b>1:08.154</b>	19.849					7	12:28:46.384	<b>1:08.154</b>	19.849			104.366	86.702	
8	12:29:54.784	<b>1:08.400</b>	19.824					8	12:29:54.784	<b>1:08.400</b>	19.824			103.882	86.927	
9	12:31:03.204	<b>1:08.420</b>	20.222					9	12:31:03.204	<b>1:08.420</b>	20.222			102.768	86.257	
10	12:32:11.435	<b>1:08.231</b>	19.694	<b>26.147</b>	<b>22.390</b>			10	12:32:11.435	<b>1:08.231</b>	19.694	<b>26.147</b>	<b>22.390</b>	105.184	86.702	
<b>(222) Colin READ</b>																
1	12:21:58.513	<b>1:13.307</b>	21.481	27.619	24.207	81.146	<b>85.596</b>	1	12:21:58.513	<b>1:13.307</b>	21.481	27.619	24.207	81.146	<b>85.596</b>	
2	12:23:09.456	<b>1:10.943</b>	20.806	26.748	23.389	100.310	84.412	2	12:23:09.456	<b>1:10.943</b>	20.806	26.748	23.389	100.310	84.412	
3	12:24:17.641	<b>1:08.185</b>	19.772	25.660	22.753	<b>101.987</b>	84.095	3	12:24:17.641	<b>1:08.185</b>	19.772	25.660	22.753	<b>101.987</b>	84.095	
4	12:25:26.526	<b>1:08.885</b>	20.126	26.035	22.724	100.914	83.675	4	12:25:26.526	<b>1:08.885</b>	20.126	26.035	22.724	100.914	83.675	
5	12:26:35.432	<b>1:08.906</b>	19.960	26.146	22.800	101.218	84.518	5	12:26:35.432	<b>1:08.906</b>	19.960	26.146	22.800	101.218	84.518	
6	12:27:44.150	<b>1:08.718</b>	20.015	25.876	22.827	100.762	83.054	6	12:27:44.150	<b>1:08.718</b>	20.015	25.876	22.827	100.762	83.054	
7	12:28:52.018	<b>1:07.868</b>	19.706	25.613	22.549	100.161	83.157	7	12:28:52.018	<b>1:07.868</b>	19.706	25.613	22.549	100.161	83.157	
8	12:29:59.598	<b>1:07.580</b>	<b>19.631</b>	25.541	22.408	101.218	81.540	8	12:29:59.598	<b>1:07.580</b>	<b>19.631</b>	25.541	22.408	101.218	81.540	
9	12:31:06.674	<b>1:07.076</b>	19.649	25.245	<b>22.182</b>	101.524	82.747	9	12:31:06.674	<b>1:07.076</b>	19.649	25.245	<b>22.182</b>	101.524	82.747	
10	12:32:13.967	<b>1:07.293</b>	19.652	<b>25.225</b>	22.416	101.832	82.747	10	12:32:13.967	<b>1:07.293</b>	19.652	<b>25.225</b>	22.416	101.832	82.747	
<b>(113) Calum PERT</b>																
1	12:21:59.962	<b>1:14.964</b>	22.144	28.553	24.267	84.200	85.162	1	12:21:59.962	<b>1:14.964</b>	22.144	28.553	24.267	84.200	85.162	
2	12:23:10.459	<b>1:10.497</b>	20.065	27.369	23.063	106.										



## KMSC National Motorcycle Racing AC

National CB500's

Knockhill 1.267 miles

Race 24 - 2nd Race

29/07/2018 13:15

Race (10 Laps) started at 12:20:36

Lap	Time of Day	Lap Tm	S1	S2	S3	SFSpd	S1Spd
3	12:24:21.529	<b>1:11.070</b>	20.553	27.117	23.400	<b>107.717</b>	<b>87.722</b>
4	12:25:32.750	<b>1:11.221</b>	20.514	27.577	23.130	105.515	87.266
5	12:26:45.388	<b>1:12.638</b>	20.439	27.959	24.240	105.681	82.951
6	12:27:56.214	<b>1:10.826</b>	20.445	27.498	22.883	104.692	87.153
7	12:29:06.151	<b>1:09.937</b>	<b>19.633</b>	27.284	23.020	106.520	86.927
8	12:30:16.377	<b>1:10.226</b>	20.274	<b>26.951</b>	23.001	106.520	87.266
9	12:31:26.538	<b>1:10.161</b>	20.152	27.209	<b>22.800</b>	105.184	86.368
10	12:32:36.455	<b>1:09.917</b>	19.963	27.123	22.831	105.681	86.257

Lap	Time of Day	Lap Tm	S1	S2	S3	SFSpd	S1Spd
(96) Andrew KIRKWOOD							
1	12:21:58.431	<b>1:13.600</b>	21.547			77.671	<b>85.925</b>
2	12:23:10.287	<b>1:11.856</b>	20.512			101.987	85.379
3	12:24:21.603	<b>1:11.316</b>	20.578			101.987	85.487
4	12:25:32.451	<b>1:10.848</b>	<b>20.251</b>	<b>26.741</b>	<b>23.856</b>	100.460	85.270

Lap	Time of Day	Lap Tm	S1	S2	S3	SFSpd	S1Spd
(47) Steve KAIN							
1	12:21:57.826	<b>1:14.658</b>	21.654			74.647	83.989
2	12:23:10.228	<b>1:12.402</b>	21.905			86.146	82.442

(55) Allan McCLEARY

1	12:22:00.163	<b>1:15.130</b>	23.183	27.917	24.030	78.488	82.139
2	12:23:11.894	<b>1:11.731</b>	20.497	27.690	23.544	<b>103.882</b>	84.946
3	12:24:22.692	<b>1:10.798</b>	20.418	26.909	23.471	103.882	<b>85.054</b>
4	12:25:33.252	<b>1:10.560</b>	20.240	27.194	23.126	103.561	84.200
5	12:26:45.902	<b>1:12.650</b>	20.056	28.154	24.440	103.561	83.260
6	12:27:55.712	<b>1:09.810</b>	19.734	26.866	23.210	102.298	83.260
7	12:29:06.827	<b>1:11.115</b>	20.375	27.537	23.203	101.218	80.368
8	12:30:16.795	<b>1:09.968</b>	<b>19.712</b>	27.236	23.020	102.611	83.157
9	12:31:27.074	<b>1:10.279</b>	19.771	27.527	22.981	102.768	82.849
10	12:32:36.886	<b>1:09.812</b>	20.190	<b>26.728</b>	<b>22.894</b>	102.611	83.054

(39) Scott YOUNG

1	12:22:01.262	<b>1:15.785</b>	23.488	28.708	23.589	74.813	78.488
2	12:23:13.420	<b>1:12.158</b>	20.475	28.338	23.345	103.561	82.645
3	12:24:24.742	<b>1:11.322</b>	20.322	27.990	23.010	104.366	81.739
4	12:25:34.608	<b>1:09.866</b>	19.854	<b>27.178</b>	22.834	104.366	85.054
5	12:26:46.970	<b>1:12.362</b>	19.981	28.011	24.370	<b>105.515</b>	85.815
6	12:27:56.681	<b>1:09.711</b>	<b>19.450</b>	27.588	22.673	104.529	87.266
7	12:29:07.132	<b>1:10.451</b>	19.974	27.693	22.784	105.515	86.146
8	12:30:17.186	<b>1:10.054</b>	20.198	27.314	<b>22.542</b>	103.402	<b>88.183</b>
9	12:31:27.416	<b>1:10.230</b>	19.917	27.370	22.943	102.298	85.054

(666) David MAGRATH

1	12:22:01.017	<b>1:15.467</b>	22.975	28.409	24.083	76.000	83.260
2	12:23:13.415	<b>1:12.398</b>	20.490	28.025	23.883	99.863	84.200
3	12:24:23.980	<b>1:10.565</b>	19.975	27.267	23.323	99.863	83.780
4	12:25:34.467	<b>1:10.487</b>	<b>19.672</b>	27.547	23.268	102.298	<b>85.487</b>
5	12:26:46.894	<b>1:12.427</b>	19.917	27.901	24.609	<b>103.402</b>	85.162
6	12:27:57.821	<b>1:10.927</b>	20.167	27.378	23.382	101.832	82.951
7	12:29:07.923	<b>1:10.102</b>	19.707	27.271	23.124	100.460	83.780
8	12:30:18.004	<b>1:10.081</b>	20.049	<b>27.066</b>	<b>22.966</b>	102.142	84.625
9	12:31:28.665	<b>1:10.661</b>	19.677	27.644	23.340	100.611	84.095

(58) Ross ALLAN

1	12:22:02.407	<b>1:16.269</b>	23.243	29.144	23.882	75.914	80.176
2	12:23:14.032	<b>1:11.625</b>	20.255	27.813	23.557	101.678	83.157
3	12:24:25.149	<b>1:11.117</b>	20.751	27.327	23.039	101.524	81.343
4	12:25:35.188	<b>1:10.039</b>	20.314	<b>26.868</b>	<b>22.857</b>	101.218	82.849
5	12:26:47.348	<b>1:12.160</b>	19.991	27.878	24.291	102.142	<b>84.095</b>
6	12:27:58.437	<b>1:11.089</b>	20.493	27.556	23.040	101.678	82.645
7	12:29:08.675	<b>1:10.238</b>	20.016			<b>103.084</b>	82.645
8	12:30:18.234	<b>1:09.559</b>	<b>19.657</b>	27.029	22.873	102.298	83.989
9	12:31:28.930	<b>1:10.696</b>	19.971	27.488	23.237	98.833	83.571

(333) Peter DOLAN

1	12:21:59.884	<b>1:15.073</b>	22.261	28.192	24.620	80.176	82.240
2	12:23:12.383	<b>1:12.499</b>	21.226	27.877	23.396	103.242	83.054
3	12:24:22.822	<b>1:10.439</b>	20.762	<b>26.831</b>	22.846	104.366	85.054
4	12:25:33.690	<b>1:10.868</b>	20.579	27.281	23.008	<b>105.681</b>	<b>85.487</b>
5	12:26:46.476	<b>1:12.786</b>	<b>19.893</b>	28.359	24.534	104.204	80.853
6	12:27:58.087	<b>1:11.611</b>	20.991	27.536	23.084	103.084	83.780
7	12:29:08.329	<b>1:10.242</b>	20.211	27.273	<b>22.758</b>	103.882	83.989
8	12:30:18.698	<b>1:10.369</b>	20.198	27.276	22.895	103.721	82.747
9	12:31:29.703	<b>1:11.005</b>	20.129	27.668	23.208	102.768	79.700

(13) Andrew BARTON

1	12:21:49.571	<b>1:06.674</b>	19.775	24.986	21.913	76.086	88.649
2	12:22:55.152	<b>1:05.581</b>	18.553	25.095	21.933	108.413	87.722
3	12:24:00.753	<b>1:05.601</b>	18.567	25.251	21.783	<b>108.764</b>	87.952
4	12:25:06.149	<b>1:05.396</b>	18.898	24.766	21.732	106.183	<b>89.596</b>
5	12:26:10.204	<b>1:04.055</b>	<b>18.232</b>	24.365	21.458	108.238	87.380
6	12:27:13.998	<b>1:03.794</b>	18.526	<b>23.960</b>	21.308	105.848	87.494
7	12:28:18.285	<b>1:04.287</b>	18.751	24.318	21.218	106.015	86.927
8	12:29:22.275	<b>1:03.990</b>	18.359	24.529	<b>21.102</b>	105.848	87.040

Clerk of the Course.

Sig : Time :

Chief Timekeeper : Ian Sharp (SMART Timing)

 Results available at [www.smart-timing.co.uk](http://www.smart-timing.co.uk) and [www.speedhive.com](http://www.speedhive.com)

Printed: 29/07/2018 12:34:44

Orbits



## KMSC National Motorcycle Racing AC

## Lapchart

**National CB500's**
**Knockhill 1.267 miles**
**Race 24 - 2nd Race**
**29/07/2018 13:15**
**Race (10 Laps) started at 12:20:36**

Competitors	Laps											
	0	1	2	3	4	5	6	7	8	9	10	
Keith SHEPHERD (144)	1	144	87	87	144	144	144	144	144	144	144	144
Jodie CHALK (87)	2	87	144	144	87	87	13	13	13	13	87	87
Andrew BARTON (13)	3	13	13	13	13	13	87	87	87	87	23	23
Allan BROOKBANKS (48)	4	48	48	48	48	48	23	23	23	23	26	26
Steve KAIN (47)	5	47	26	23	23	23	48	48	48	26	111	111
Raymond REID (26)	6	26	23	26	26	26	26	26	111	111	48	48
Ross McCLEARY (23)	7	23	50	111	111	111	111	111	26	48	7	7
Jimmy SHANKS (111)	8	111	111	50	50	50	7	7	7	7	35	35
Shane GODDEN (50)	9	50	35	35	7	7	50	35	35	35	50	50
Colvin DENHOLM (7)	10	7	7	7	35	35	35	50	50	50	73	73
Daryn PETERS (35)	11	35	73	73	73	73	73	73	73	73	57	57
Fraser CAMERON (73)	12	73	47	57	57	57	57	57	57	57	222	222
Peter DOLAN (333)	13	333	57	222	222	222	222	222	222	222	113	113
Andrew KIRKWOOD (96)	14	96	96	47	113	96	113	55	113	113	55	55
Calum PERT (113)	15	113	222	96	96	113	55	113	55	55	39	39
Allan McCLEARY (55)	16	55	333	113	55	55	333	39	39	39	666	666
Chris MANGHAN (57)	17	57	113	55	333	333	666	666	666	666	58	58
Colin READ (222)	18	222	55	333	666	666	39	333	333	58	333	333
Scott YOUNG (39)	19	39	666	666	39	39	58	58	58	333		
David MAGRATH (666)	20	666	39	39	58	58						
Ross ALLAN (58)	21	58	58	58								
-	22											
-	23											

**Clerk of the Course.**

**Sig :** \_\_\_\_\_ **Time :** \_\_\_\_\_  
**Chief Timekeeper : Ian Sharp (SMART Timing)**  
**Results available at [www.smart-timing.co.uk](http://www.smart-timing.co.uk) and [www.speedhive.com](http://www.speedhive.com)**  
**Printed: 29/07/2018 12:35:12**

**Orbits**


# Race Results

## KMSC National Motorcycle Racing AC

Sorted on Laps

Scottish Championship Formula 600

Knockhill 1.267 miles

Race 25 - 2nd Race

29/07/2018 13:30

Race (10 Laps) started at 12:38:16

Pos	No.	Name	Make/Model	CC	Class	Laps	Total Tm	Diff	Best Tm	In Lap	Avg. Speed
1	2	Lewis PATERSON	Yamaha	R6 600	S6	10	9:27.308		55.595	5	80.399
2	69	Rory SKINNER	Kawasaki	ZX6R	S6	10	9:27.591	0.283	55.556	3	80.359
3	12	William MONIE	Suzuki	GSXR600	S6	10	9:28.029	0.721	55.618	5	80.297
4	55	James McLAREN	Suzuki	GSXR600	S6	10	9:38.466	11.158	56.739	7	78.848
5	1	Bruce BIRNIE	Kawasaki	ZX6	S6	10	9:47.613	20.305	57.031	6	77.621
6	8	Jon DICKIE	Yamaha	R6 600	S6	10	9:55.460	28.152	57.868	3	76.598
7	87	Steven ALLISON	Kawasaki	ZX6R 600	S6	10	9:55.666	28.358	58.036	10	76.571
8	11	Patrick FORMAN	Kawasaki	ZX6R 600	S6	10	9:57.330	30.022	58.358	4	76.358
9	58	Barry STEWART	Kawasaki	ZX6R 600	S6	10	9:58.728	31.420	57.867	5	76.180
10	85	Steve HORNE	Triumph	Daytona 675	S6	10	9:58.749	31.441	57.189	9	76.177
11	28	Paul BOWERBANK	Yamaha	R6 600	S6	10	9:59.227	31.919	57.979	8	76.116
12	48	Mark FARRELL	Yamaha	R6 600	S6	10	10:03.664	36.356	58.766	5	75.557
13	5	Simon SMAIL	Triumph	Daytona 675R	S6	10	10:06.608	39.300	58.332	6	75.190
14	26	Alan McGREGOR	Kawasaki	ZX6	S6	10	10:11.138	43.830	58.562	7	74.633
15	27	Andrew DONALD	Kawasaki	ZX6R 600	S6	10	10:15.302	47.994	59.648	7	74.128
16	76	Steven BEATTIE	Triumph	Daytona 675R	S6	10	10:23.115	55.807	59.126	10	73.198
17	278	Paul MARSHALL	Kawasaki	ER6	S6	10	10:28.529	1:01.221	1:00.838	5	72.568
18	103	Richard DUNCAN	BMW	S1000RR	S6	9	9:31.957	1 Lap	1:01.191	2	71.771
19	22	Chris SPELLMAN	Yamaha	R6 600	S6	9	9:33.577	1 Lap	1:01.465	4	71.568
20	25	Jim PURVIS	Yamaha	R6 600	S6	9	9:35.760	1 Lap	1:01.186	6	71.297
21	6	James WILKEN	Yamaha	R6 600	S6	9	9:38.706	1 Lap	1:02.606	6	70.934
22	45	Adam SIMPSON	Yamaha	R6	S6	9	9:53.005	1 Lap	1:03.239	5	69.223
23	52	John HODGE	Kawasaki	ZX6R	S6	9	10:03.886	1 Lap	1:04.313	5	67.976
Not classified											
DNF	64	Sam MUNRO	Kawasaki	ZX6R 600	S6	2	1:58.601	DNF	56.033	2	76.915
DNS	82	Scott SMITH	Suzuki	GSXR600	S6			DNS		0	-
DNS	92	Christopher SCOTT	Yamaha	R6 600	S6			DNS		0	-
DNS	23	Graeme MacLEOD	Suzuki	GSXR600	S6			DNS		0	-

Margin of Victory	Avg. Speed	Best Lap Tm	Best Speed	Best Lap by
0.283	80.399	55.556	82.099	69 - Rory SKINNER

Clerk of the Course.

Orbits

Sig : Time :

Chief Timekeeper : Ian Sharp (SMART Timing)

 Results available at [www.smart-timing.co.uk](http://www.smart-timing.co.uk) and [www.speedhive.com](http://www.speedhive.com)

Printed: 29/07/2018 12:51:49



## KMSC National Motorcycle Racing AC

Scottish Championship Formula 600

Knockhill 1.267 miles

Race 25 - 2nd Race

29/07/2018 13:30

Race (10 Laps) started at 12:38:16

Lap	Time of Day	Lap Tm	S1	S2	S3	SFSpd	S1Spd	Lap	Time of Day	Lap Tm	S1	S2	S3	SFSpd	S1Spd	
<b>(2) Lewis PATERSON</b>																
1	12:39:19.473	<b>57.922</b>	17.193	21.862	18.867	90.198	117.526	1	12:39:24.031	<b>1:01.696</b>	17.868	23.981	19.847	95.053	112.220	
2	12:40:15.271	<b>55.798</b>	15.849	21.497	18.452	138.081	<b>118.147</b>	2	12:40:23.795	<b>59.764</b>	17.157	22.862	19.745	123.815	111.846	
3	12:41:11.273	<b>56.002</b>	15.819	21.750	18.433	136.121	117.940	3	12:41:23.223	<b>59.428</b>	17.254	22.721	19.453	127.098	111.290	
4	12:42:07.045	<b>55.772</b>	15.828	21.433	18.511	137.516	117.940	4	12:42:21.532	<b>58.309</b>	16.690	22.242	<b>19.377</b>	130.053	112.220	
5	12:43:02.640	<b>55.595</b>	15.827	21.436	18.332	136.675	117.733	5	12:43:19.624	<b>58.092</b>	16.708	21.967	19.417	129.302	112.033	
6	12:43:59.617	<b>56.977</b>	17.777	<b>20.967</b>	<b>18.233</b>	137.516	115.703	6	12:44:18.121	<b>58.497</b>	16.625	22.166	19.706	128.068	112.408	
7	12:44:55.820	<b>56.203</b>	15.809	21.900	18.494	137.798	117.526	7	12:45:16.657	<b>58.536</b>	16.581	22.561	19.394	131.326	113.742	
8	12:45:51.519	<b>55.699</b>	<b>15.701</b>	21.395	18.603	138.081	118.147	8	12:46:15.838	<b>59.181</b>	16.578	22.808	19.795	131.842	<b>114.714</b>	
9	12:46:47.792	<b>56.273</b>	15.875	21.491	18.907	138.366	117.940	9	12:47:13.986	<b>58.148</b>	<b>16.518</b>	22.061	19.569	<b>132.362</b>	112.597	
10	12:47:43.664	<b>55.872</b>	15.996	21.493	18.383	<b>141.877</b>	116.103	10	12:48:12.022	<b>58.036</b>	16.652	<b>21.924</b>	19.460	131.842	112.976	
<b>(69) Rory SKINNER</b>																
1	12:39:18.743	<b>57.261</b>	16.646	21.912	18.703	95.731	118.356	<b>(11) Patrick FORMAN</b>								
2	12:40:14.733	<b>55.990</b>	15.619	21.631	18.740	143.087	119.196	1	12:39:24.335	<b>1:01.740</b>	17.810	24.218	19.712	98.254	<b>113.549</b>	
3	12:41:10.289	<b>55.556</b>	15.493	<b>21.462</b>	18.601	141.577	118.985	2	12:40:23.218	<b>58.883</b>	16.936	22.600	19.347	131.326	110.739	
4	12:42:06.666	<b>56.377</b>	<b>15.450</b>	22.072	18.855	142.177	118.775	3	12:41:22.004	<b>58.786</b>	17.005	22.635	<b>19.146</b>	129.802	112.976	
5	12:43:02.370	<b>55.704</b>	15.618	21.500	18.586	140.982	118.565	4	12:42:20.362	<b>58.358</b>	16.878	<b>22.247</b>	19.233	<b>134.215</b>	113.357	
6	12:43:58.692	<b>56.322</b>	16.374	21.497	18.451	141.877	119.196	5	12:43:19.019	<b>58.657</b>	16.529	22.511	19.617	131.842	112.220	
7	12:44:54.913	<b>56.221</b>	15.743	22.052	18.426	143.392	119.835	6	12:44:17.607	<b>58.588</b>	<b>16.498</b>	22.710	19.380	132.102	111.474	
8	12:45:51.369	<b>56.456</b>	15.941	21.824	18.691	141.877	118.775	7	12:45:16.361	<b>58.754</b>	16.955	22.533	19.266	133.680	112.033	
9	12:46:48.148	<b>56.779</b>	16.126	21.902	18.751	141.577	120.265	8	12:46:15.472	<b>59.111</b>	16.746	22.786	19.579	133.415	112.786	
10	12:47:43.947	<b>55.799</b>	15.829	21.579	<b>18.391</b>	<b>144.008</b>	<b>120.915</b>	9	12:47:14.413	<b>58.941</b>	16.787	22.806	19.348	132.624	112.976	
<b>(58) Barry STEWART</b>																
1	12:39:18.340	<b>56.712</b>	16.332	21.605	18.775	95.868	118.565	1	12:39:25.572	<b>1:02.648</b>	18.056	24.485	20.107	101.066	115.504	
2	12:40:14.744	<b>56.404</b>	15.814	22.082	18.508	142.782	119.409	2	12:40:24.492	<b>58.920</b>	16.638	22.974	19.308	136.954	116.506	
3	12:41:10.468	<b>55.724</b>	<b>15.637</b>	21.506	18.581	142.782	<b>121.352</b>	3	12:41:24.090	<b>59.598</b>	16.517	23.561	19.520	136.398	114.323	
4	12:42:06.759	<b>56.291</b>	15.807	21.764	18.720	142.177	119.621	4	12:42:22.446	<b>58.356</b>	16.416	22.451	19.489	135.298	117.321	
5	12:43:02.377	<b>55.618</b>	15.776	21.439	<b>18.403</b>	140.982	120.919	5	12:43:20.313	<b>57.867</b>	16.374	<b>22.269</b>	<b>19.224</b>	133.947	<b>117.733</b>	
6	12:43:58.004	<b>55.527</b>	15.866	<b>21.241</b>	18.520	<b>144.628</b>	120.045	6	12:44:18.631	<b>58.318</b>	16.727	22.294	19.297	<b>138.081</b>	117.733	
7	12:44:54.416	<b>56.412</b>	16.048	21.723	18.641	140.687	121.133	7	12:45:17.067	<b>58.436</b>	<b>16.358</b>	22.760	19.318	132.624	<b>117.940</b>	
8	12:45:50.909	<b>56.493</b>	16.105	21.817	18.571	139.517	120.265	8	12:46:16.323	<b>59.256</b>	16.441	22.873	19.942	133.947	116.709	
9	12:46:47.598	<b>56.689</b>	16.004	21.756	18.929	140.099	121.133	9	12:47:15.172	<b>58.849</b>	16.687	22.880	19.282	132.886	116.506	
10	12:47:44.385	<b>56.787</b>	16.062	22.214	18.511	141.279	120.049	10	12:48:15.084	<b>59.912</b>	16.623	23.822	19.467	133.680	104.529	
<b>(55) James McLAREN</b>																
1	12:39:20.802	<b>59.013</b>	17.438	22.316	19.259	91.055	<b>116.506</b>	<b>(85) Steve HORNE</b>								
2	12:40:18.232	<b>57.430</b>	16.350	21.781	19.299	<b>139.227</b>	115.504	1	12:39:25.814	<b>1:02.597</b>	18.047	24.667	19.883	99.714	115.903	
3	12:41:15.606	<b>57.374</b>	16.019	22.186	19.169	139.227	116.304	2	12:40:25.535	<b>59.721</b>	16.974	23.327	19.420	129.302	117.321	
4	12:42:12.507	<b>56.901</b>	15.953	21.915	19.033	138.939	116.304	3	12:41:26.447	<b>1:00.912</b>	16.757	24.517	19.638	136.954	118.565	
5	12:43:09.632	<b>57.125</b>	16.051	21.922	19.152	138.081	116.103	4	12:42:25.674	<b>59.227</b>	16.766	23.233	19.228	136.675	115.903	
6	12:44:06.497	<b>56.865</b>	15.984	21.877	19.004	138.939	116.103	5	12:43:23.943	<b>58.269</b>	16.794	22.443	19.032	133.415	117.321	
7	12:45:03.236	<b>56.739</b>	16.076	21.868	<b>18.795</b>	138.652	115.903	6	12:44:22.113	<b>58.170</b>	16.482	22.488	19.200	133.415	<b>119.835</b>	
8	12:46:00.689	<b>57.453</b>	16.067	21.874	19.512	137.234	116.304	7	12:45:20.743	<b>58.630</b>	16.543	22.906	19.181	133.947	119.409	
9	12:46:57.580	<b>56.891</b>	15.992	<b>21.735</b>	19.164	139.227	115.703	8	12:46:19.632	<b>58.889</b>	16.684	22.966	19.239	<b>140.687</b>	117.940	
10	12:47:54.822	<b>57.242</b>	<b>15.916</b>	21.873	19.453	138.652	114.910	9	12:47:16.821	<b>57.189</b>	16.214	<b>22.054</b>	<b>18.921</b>	135.845	118.565	
<b>(28) Paul BOWERBANK</b>																
1	12:39:22.903	<b>1:00.435</b>	17.395	23.693	19.347	96.836	115.305	1	12:39:25.814	<b>1:02.615</b>	18.267	24.313	20.035	96.836	110.012	
2	12:40:21.300	<b>58.397</b>	16.596	22.589	19.212	136.398	<b>118.565</b>	2	12:40:23.959	<b>59.068</b>	17.163	22.639	19.266	125.670	116.912	
3	12:41:19.204	<b>57.904</b>	16.418	22.418	19.068	139.227	117.116	3	12:41:26.296	<b>1:02.337</b>	17.410	25.054	19.873	130.306	116.912	
4	12:42:16.438	<b>57.234</b>	<b>16.079</b>	22.190	18.965	139.517	116.506	4	12:42:24.967	<b>58.671</b>	16.830	22.657	19.184	132.102	116.709	
5	12:43:13.697	<b>57.259</b>	16.158	22.140	18.961	139.808	116.709	5	12:43:23.314	<b>58.347</b>	16.705	22.398	19.244	130.814	116.709	
6	12:44:10.728	<b>57.031</b>	16.102	<b>22.039</b>	<b>18.890</b>	<b>140.687</b>	117.733	6	12:44:21.709	<b>58.395</b>	16.662	22.343	19.390	132.362	116.709	
7	12:45:08.497	<b>57.769</b>	16.452	22.370	18.947	140.392	116.506	7	12:45:20.671	<b>58.962</b>	16.539	22.952	19.471	128.805	115.504	
8	12:46:07.313	<b>58.816</b>	16.431	22.622	19.763	136.954	117.526	8	12:46:18.650	<b>57.979</b>	<b>16.391</b>	22.424	19.164	<b>136.398</b>	116.304	
9	12:47:05.427	<b>58.114</b>	16.484	22.220	19.410	135.571	117.733	9	12:47:16.664	<b>58.014</b>	16.604	<b>22.143</b>	19.267	132.362	115.703	
10	12:48:03.969	<b>58.542</b>	16.664	22.500	19.378	132.102	116.709	10	12:48:15.583	<b>58.919</b>	17.018	22.960	<b>18.941</b>	134.484	<b>117.733</b>	
<b>(8) Jon DICKIE</b>																
1	12:39:23.318	<b>1:00.479</b>	17.738	23.245	19.496	100.460	113.935	<b>(48) Mark FARRELL</b>								
2	12:40:21.688	<b>58.370</b>	16.416	22.672	19.282	133.680	117.526	1	12:39:25.256	<b>1:02.528</b>	18.257	24.229	20.042	92.690	114.714	
3	12:41:19.556	<b>57.868</b>	16.172	22.561	<b>19.135</b>	133.680	<b>118.775</b>	2	12:40:25.132	<b>59.876</b>	17.248	23.150	19.478	135.025	<b>116.709</b>	
4	12:42:17.884	<b>58.328</b>	<b>16.124</b>	22.512	19.692	<b>135.298</b>	116.506	3	12:41:24.527	<b>59.395</b>	16.461	23.749	<b>19.185</b>	136.398	116.304	
5	12:43:17.187	<b>59.303</b>	16.510	22.951	19.842	132.102	116.103	4	12:42:23.327	<b>58.800</b>	16.884	<b>22.537</b>	19.379	136.121	115.703	
6	12:44:16.528	<b>59.341</b>	16.299	23.230	19.812	133.415	116.304	5	12:43:22.093	<b>58.766</b>	<b>16.098</b>	22.973	19.695	<b>138.081</b>	115.703	
7	12:45:15.442	<b>58.914</b>	16.264	23.053	19.597	134.754	112.408	6	12:44:21.399	<b>59.306</b>	16.304	23.243	19.759	135.025	116.304	
8	12:46:14.910	<b>59.468</b>	16.391	23.387	19.690	133.415	115.107	7	12:45:20.640	<b>59.241</b>	16.280	22.947	20.014	137.798	116.103	
9	12:47:13.539	<b>58.629</b>	16.343	22.723	19.563	133.947	115.305	8	12:46:19.824	<b>59.184</b>	16.637	22.756	19.7			



## KMSC National Motorcycle Racing AC

Scottish Championship Formula 600

Knockhill 1.267 miles

Race 25 - 2nd Race

29/07/2018 13:30

Race (10 Laps) started at 12:38:16

Lap	Time of Day	Lap Tm	S1	S2	S3	SFSpd	S1Spd	Lap	Time of Day	Lap Tm	S1	S2	S3	SFSpd	S1Spd
3	12:41:26.886	<b>1:00.539</b>	16.801	24.047	19.691	<b>133.680</b>	112.786	6	12:44:43.163	<b>1:02.603</b>	17.776	24.382	20.445	128.559	108.064
4	12:42:26.066	<b>59.180</b>	<b>16.675</b>	23.183	19.322	131.584	112.408	7	12:45:45.377	<b>1:02.214</b>	17.557	24.217	20.440	129.302	108.941
5	12:43:24.733	<b>58.667</b>	16.949	22.585	19.133	131.842	113.935	8	12:46:47.744	<b>1:02.367</b>	17.569	24.243	20.555	130.306	109.118
6	12:44:23.065	<b>58.332</b>	16.945	<b>22.405</b>	<b>18.982</b>	128.068	<b>115.305</b>	9	12:47:49.933	<b>1:02.189</b>	17.724	<b>23.935</b>	20.530	129.053	<b>110.374</b>
7	12:45:21.403	<b>58.338</b>	16.710	22.475	19.153	130.053	112.220	(25) Jim PURVIS							
8	12:46:20.078	<b>58.675</b>	16.860	22.655	19.160	127.339	113.357	1	12:39:29.922	<b>1:06.027</b>	19.094	26.083	20.850	95.595	103.402
9	12:47:22.091	<b>1:02.013</b>	17.117	24.207	20.689	131.070	107.717	2	12:40:33.768	<b>1:03.846</b>	18.229	25.233	20.384	113.357	107.201
10	12:48:22.964	<b>1:00.873</b>	18.436	22.827	19.610	117.940	101.371	3	12:41:37.207	<b>1:03.439</b>	17.575	25.526	20.338	115.107	99.863
(26) Alan McGREGOR								4	12:42:40.473	<b>1:03.266</b>	17.620	24.988	20.658	118.356	103.561
1	12:39:22.399	<b>1:00.360</b>	17.514	23.502	19.344	95.188	110.012	5	12:43:43.138	<b>1:02.665</b>	17.162	24.987	20.516	113.742	108.238
2	12:40:22.780	<b>1:00.381</b>	17.101	23.766	19.514	<b>133.150</b>	112.597	6	12:44:44.324	<b>1:01.186</b>	<b>16.877</b>	<b>24.100</b>	<b>20.209</b>	<b>123.587</b>	<b>111.290</b>
3	12:41:25.913	<b>1:03.133</b>	18.355	24.889	19.889	129.551	107.201	7	12:45:46.199	<b>1:01.875</b>	16.960	24.236	20.679	120.697	107.201
4	12:42:31.127	<b>1:05.214</b>	21.029	23.942	20.243	132.886	112.033	8	12:46:49.874	<b>1:03.675</b>	17.629	24.576	21.470	122.014	99.566
5	12:43:30.749	<b>59.625</b>	17.260	22.871	19.491	122.908	110.922	9	12:47:52.116	<b>1:02.242</b>	17.435	24.339	20.468	118.147	104.366
6	12:44:29.676	<b>58.927</b>	17.171	22.662	<b>19.094</b>	128.068	114.910	(6) James WILKEN							
7	12:45:28.238	<b>58.562</b>	<b>17.096</b>	<b>22.355</b>	19.111	124.735	<b>115.703</b>	1	12:39:29.846	<b>1:06.505</b>	18.957	26.410	21.138	93.465	102.768
8	12:46:27.921	<b>59.683</b>	17.376	22.818	19.489	129.053	114.129	2	12:40:32.978	<b>1:03.132</b>	17.980	24.796	20.356	122.683	107.717
9	12:47:27.663	<b>59.742</b>	17.292	22.899	19.551	130.814	113.166	3	12:41:36.442	<b>1:03.464</b>	18.139	24.951	20.374	121.572	108.764
10	12:48:27.494	<b>59.831</b>	17.223	23.029	19.579	126.142	114.714	4	12:42:39.723	<b>1:03.281</b>	17.799	24.745	20.737	121.133	110.012
(27) Andrew DONALD								5	12:43:42.836	<b>1:03.113</b>	17.689	24.866	20.558	122.683	111.105
1	12:39:27.767	<b>1:04.334</b>	19.342	24.978	20.014	91.677	110.193	6	12:44:45.442	<b>1:02.606</b>	17.529	24.744	<b>20.333</b>	125.435	110.922
2	12:40:29.424	<b>1:01.657</b>	17.555	24.002	20.100	122.236	115.703	7	12:45:48.261	<b>1:02.819</b>	<b>17.528</b>	24.548	20.743	<b>126.142</b>	<b>113.935</b>
3	12:41:30.880	<b>1:01.456</b>	17.353	24.454	19.649	123.587	115.903	8	12:46:52.454	<b>1:04.193</b>	18.122	25.540	20.531	121.792	105.020
4	12:42:31.208	<b>1:00.328</b>	17.086	23.502	19.740	<b>132.102</b>	<b>116.103</b>	9	12:47:55.062	<b>1:02.608</b>	17.822	<b>24.343</b>	20.443	109.296	111.290
5	12:43:31.600	<b>1:00.392</b>	17.529	23.404	19.459	119.835	114.129	(45) Adam SIMPSON							
6	12:44:31.480	<b>59.880</b>	17.046	23.356	19.478	126.857	115.107	1	12:39:33.323	<b>1:08.469</b>	19.389	26.866	22.214	99.419	103.561
7	12:45:31.128	<b>59.648</b>	17.208	<b>23.145</b>	<b>19.295</b>	129.802	114.129	2	12:40:39.700	<b>1:06.377</b>	17.942	26.554	21.881	122.014	103.561
8	12:46:31.091	<b>59.963</b>	17.061	23.364	19.538	129.802	114.323	3	12:41:45.977	<b>1:06.277</b>	18.197	26.280	21.800	117.321	106.520
9	12:47:30.768	<b>59.677</b>	<b>17.020</b>	23.169	19.488	131.326	114.323	4	12:42:50.588	<b>1:04.611</b>	18.161	25.471	20.979	117.116	106.520
10	12:48:31.658	<b>1:00.890</b>	17.027	23.901	19.962	131.326	114.714	5	12:43:53.827	<b>1:03.239</b>	<b>17.318</b>	24.904	21.017	<b>122.236</b>	107.030
(76) Steven BEATTIE								6	12:44:58.111	<b>1:04.284</b>	17.777	25.607	<b>20.900</b>	121.572	108.413
1	12:39:30.405	<b>1:06.738</b>	19.982	25.974	20.782	97.257	100.310	7	12:46:02.112	<b>1:04.001</b>	17.612	25.042	21.347	121.572	<b>110.193</b>
2	12:40:34.000	<b>1:03.595</b>	17.962	25.385	20.248	131.326	103.721	8	12:47:05.877	<b>1:03.765</b>	17.512	24.965	21.288	120.697	109.832
3	12:41:37.254	<b>1:03.254</b>	17.547	25.545	20.162	122.236	111.846	9	12:48:09.361	<b>1:03.484</b>	17.728	<b>24.815</b>	20.941	117.526	108.413
4	12:42:39.708	<b>1:02.454</b>	17.252	24.706	20.496	130.053	111.105	(52) John HODGE							
5	12:43:40.916	<b>1:01.208</b>	16.872	24.179	20.157	131.584	112.597	1	12:39:36.408	<b>1:11.554</b>	21.410	27.725	22.419	80.465	84.732
6	12:44:40.929	<b>1:00.013</b>	17.397	23.150	19.466	125.670	114.129	2	12:40:42.616	<b>1:06.208</b>	18.760	26.077	21.371	117.321	96.836
7	12:45:41.444	<b>1:00.515</b>	<b>16.579</b>	23.840	20.096	131.070	<b>115.703</b>	3	12:41:48.418	<b>1:05.802</b>	18.228	26.346	21.228	117.116	<b>105.184</b>
8	12:46:40.920	<b>59.476</b>	17.101	23.057	19.318	127.098	114.323	4	12:42:54.022	<b>1:05.604</b>	18.450	26.088	21.066	111.105	101.371
9	12:47:40.345	<b>59.425</b>	16.674	<b>23.041</b>	19.710	<b>133.680</b>	113.166	5	12:43:58.335	<b>1:04.313</b>	17.996	25.126	21.191	<b>117.733</b>	102.454
10	12:48:39.471	<b>59.126</b>	16.638	23.177	<b>19.311</b>	133.680	113.742	6	12:45:03.427	<b>1:05.092</b>	18.501	25.552	<b>21.039</b>	110.739	94.385
(278) Paul MARSHALL								7	12:46:07.906	<b>1:04.479</b>	<b>17.851</b>	<b>24.959</b>	21.669	113.549	101.218
1	12:39:28.198	<b>1:04.314</b>	18.710			96.281		8	12:47:12.852	<b>1:04.946</b>	18.134	25.465	21.347	110.922	102.926
2	12:40:29.957	<b>1:01.759</b>	17.307	24.182	20.270	126.857	<b>113.357</b>	9	12:48:20.242	<b>1:07.390</b>	18.822	26.853	21.715	109.832	95.731
3	12:41:33.358	<b>1:03.401</b>	17.371			125.670		(64) Sam MUNRO							
4	12:42:35.513	<b>1:02.155</b>	17.282	24.416	20.457	121.133	106.689	1	12:39:18.924	<b>57.238</b>	16.667	21.891	18.680	97.682	<b>118.356</b>
5	12:43:36.351	<b>1:00.838</b>	17.072	<b>23.567</b>	<b>20.199</b>	126.142	109.118	2	12:40:14.957	<b>56.033</b>	15.844	<b>21.679</b>	<b>18.510</b>	<b>143.087</b>	117.940
6	12:44:37.874	<b>1:01.523</b>	17.143			122.236	110.193	(103) Richard DUNCAN							
7	12:45:38.913	<b>1:01.039</b>	<b>16.935</b>	23.870	20.234	130.053		1	12:39:27.373	<b>1:03.929</b>	18.386	25.431	20.112	96.281	105.349
8	12:46:40.436	<b>1:01.523</b>	16.995	24.072	20.456	<b>131.326</b>	109.653	2	12:40:28.564	<b>1:01.191</b>	<b>17.441</b>	<b>23.734</b>	<b>20.016</b>	122.014	<b>107.890</b>
9	12:47:42.463	<b>1:02.027</b>	17.640	23.992	20.395	128.068	109.653	3	12:41:31.094	<b>1:02.530</b>	17.665	24.390	20.475	<b>124.504</b>	104.204
10	12:48:44.885	<b>1:02.422</b>	17.342	24.430	20.650	120.049		4	12:42:33.483	<b>1:02.389</b>	17.928	24.296	20.165	115.703	107.890
(22) Chris SPELLMAN								5	12:43:36.123	<b>1:02.640</b>	18.030	24.211	20.399	113.166	106.859
1	12:39:30.239	<b>1:06.145</b>	19.457	25.776	20.912	93.857	101.218	6	12:44:38.773	<b>1:02.650</b>	17.869	24.497	20.284	116.103	105.681
2	12:40:33.529	<b>1:03.290</b>	17.737	24.968	20.585	130.053	108.413	7	12:45:41.416	<b>1:02.643</b>	17.711	24.600	20.332	111.660	107.030
3	12:41:36.738	<b>1:03.209</b>	17.597	25.270	20.342	130.814	106.015	8	12:46:45.027	<b>1:03.611</b>	18.297	24.766	20.548	115.903	105.184
4	12:42:38.203	<b>1:01.465</b>	<b>16.965</b>	24.389											



## KMSC National Motorcycle Racing AC

Lapchart

Scottish Championship Formula 600

Knockhill 1.267 miles

Race 25 - 2nd Race

29/07/2018 13:30

Race (10 Laps) started at 12:38:16

Competitors	Laps											
	0	1	2	3	4	5	6	7	8	9	10	
Rory SKINNER (69)	1	69	12	69	69	69	69	12	12	12	12	2
Lewis PATERSON (2)	2	2	69	12	12	12	12	69	69	69	2	69
William MONIE (12)	3	12	64	64	2	2	2	2	2	2	69	12
Sam MUNRO (64)	4	64	2	2	55	55	55	55	55	55	55	55
James McLAREN (55)	5	55	55	55	1	1	1	1	1	1	1	1
Alan McGREGOR (26)	6	26	26	1	8	8	8	8	8	8	8	8
Paul BOWERBANK (28)	7	28	1	8	11	11	11	11	11	11	87	87
Steven ALLISON (87)	8	87	8	26	87	87	87	87	87	87	11	11
Bruce BIRNIE (1)	9	1	87	11	58	58	58	58	58	58	58	58
Patrick FORMAN (11)	10	11	11	87	48	48	48	48	48	28	28	85
Mark FARRELL (48)	11	48	28	28	26	28	28	28	28	85	85	28
Jon DICKIE (8)	12	8	48	58	28	85	85	85	85	48	48	48
Barry STEWART (58)	13	58	58	48	85	5	5	5	5	5	5	5
Steve HORNE (85)	14	85	85	85	5	26	26	26	26	26	26	26
James WILKEN (6)	15	6	5	5	27	27	27	27	27	27	27	27
Andrew DONALD (27)	16	27	103	103	103	103	103	278	278	278	76	76
Richard DUNCAN (103)	17	103	27	27	278	278	278	103	103	76	278	278
Simon SMAIL (5)	18	5	278	278	6	22	22	76	76	103	103	
Steven BEATTIE (76)	19	76	6	6	22	76	76	22	22	22	22	
Paul MARSHALL (278)	20	278	25	22	25	6	6	25	25	25	25	
Jim PURVIS (25)	21	25	22	25	76	25	25	6	6	6	6	
Chris SPELLMAN (22)	22	22	76	76	45	45	45	45	45	45	45	
Adam SIMPSON (45)	23	45	45	45	52	52	52	52	52	52	52	
John HODGE (52)	24	52	52	52								
-	25											
-	26											
-	27											

Clerk of the Course.

Sig : Time :  
 Chief Timekeeper : Ian Sharp (SMART Timing)  
 Results available at [www.smart-timing.co.uk](http://www.smart-timing.co.uk) and [www.speedhive.com](http://www.speedhive.com)

Printed: 29/07/2018 12:52:42

Orbits



**KMSC National Motorcycle Racing AC**


KMSC Formula 600

Knockhill 1.267 miles

Race 31 - 3rd Race

29/07/2018 15:00

Race (10 Laps)



POLE POSITION

<b>3</b> 12 William MONIE	<b>2</b> 69 Rory SKINNER	<b>1</b> 2 Lewis PATERSON	<b>1</b>
<b>6</b> 8 Jon DICKIE	<b>5</b> 1 Bruce BIRNIE	<b>4</b> 55 James McLAREN	<b>2</b>
<b>9</b> 58 Barry STEWART	<b>8</b> 11 Patrick FORMAN	<b>7</b> 87 Steven ALLISON	<b>3</b>
<b>12</b> 48 Mark FARRELL	<b>11</b> 28 Paul BOWERBANK	<b>10</b> 85 Steve HORNE	<b>4</b>
<b>15</b> 27 Andrew DONALD	<b>14</b> 26 Alan McGREGOR	<b>13</b> 5 Simon SMAIL	<b>5</b>
<b>18</b> 103 Richard DUNCAN	<b>17</b> 278 Paul MARSHALL	<b>16</b> 76 Steven BEATTIE	<b>6</b>
<b>21</b> 6 James WILKEN	<b>20</b> 25 Jim PURVIS	<b>19</b> 22 Chris SPELLMAN	<b>7</b>
<b>24</b> 64 Sam MUNRO	<b>23</b> 52 John HODGE	<b>22</b> 45 Adam SIMPSON	<b>8</b>
<b>27</b> 23 Graeme MacLEOD	<b>26</b> 92 Christopher SCOTT	<b>25</b> 82 Scott SMITH	<b>9</b>

Clerk of the Course.

Orbits

Sig : Time :

Chief Timekeeper : Ian Sharp (SMART Timing)

Results available at [www.smart-timing.co.uk](http://www.smart-timing.co.uk) and [www.speedhive.com](http://www.speedhive.com)

Printed: 29/07/2018 12:51:11



# Race Results

## KMSC National Motorcycle Racing AC

Sorted on Laps

Scottish Championship Superbikes &amp; KMSC Clubman

Knockhill 1.267 miles

Race 26 - 2nd Race

29/07/2018 13:45

Race (10 Laps) started at 13:43:15

Pos	No.	Name	Make/Model	CC	Class	Laps	Total Tm	Diff	Best Tm	In Lap	Avg. Speed
1	94	Greg GILFILLAN	BMW	S1000RR	SB	10	9:38.331		56.428	10	78.866
2	32	John MacDONALD	Yamaha	R1	SB	10	9:41.885	3.554	56.936	7	78.385
3	45	Ewan GRAY	Kawasaki	ZX10R	SB	10	9:48.486	10.155	57.499	4	77.506
4	1	Bruce BIRNIE	BMW	S1000RR	SB	10	9:53.586	15.255	57.146	3	76.840
5	99	Callum GRIGOR	Kawasaki	ZX10RR	SB	10	10:01.943	23.612	58.829	9	75.773
6	18	Clint WALKER	BMW	S1000RR	C	10	10:07.082	28.751	59.062	10	75.131
7	72	Sean GILFILLAN	BMW	S1000RR	SB	10	10:07.265	28.934	58.412	3	75.109
8	71	Gavin JONES	Yamaha	R1	C	10	10:08.291	29.960	59.265	9	74.982
9	98	Christopher LIDDELL			C	10	10:10.791	32.460	58.747	9	74.675
10	30	Alan RENNIE	Honda	Fireblade	C	10	10:23.538	45.207	1:00.448	6	73.149
11	17	Gordon MacDONALD	Suzuki	GSXR1000	C	10	10:26.651	48.320	1:00.760	9	72.785
12	67	Des BURNS	Kawasaki	ZX10R	C	10	10:27.620	49.289	1:00.866	9	72.673
13	29	Andrew BUCHANAN	Yamaha	R1	C	10	10:30.140	51.809	1:00.119	10	72.382
14	34	John DEAN	BMW	S1000RR	SB	10	10:34.762	56.431	1:02.377	5	71.855
15	41	Lukasz PIEC	BMW	S1000RR	C	10	10:35.520	57.189	1:01.823	2	71.769
16	37	Steven PATTERSON	Kawasaki	ZX10R	C	10	10:37.222	58.891	1:01.731	7	71.578
17	69	Rodney SCOTT	BMW	S1000RR	SB	10	10:39.423	1:01.092	1:01.539	10	71.331
18	14	James CRAWFORD	Kawaskai	ZX10R	C	10	10:41.213	1:02.882	1:02.526	5	71.132
19	51	Callum JACKSON	Suzuki	GSXR1000	C	9	9:49.120	1 Lap	1:02.989	4	69.680
20	19	Nic BOYES	Ducati	848	SB	9	9:59.399	1 Lap	1:03.533	9	68.485
21	100	Laura NUTTALL	BMW	S1000RR	C	9	10:01.639	1 Lap	1:03.653	2	68.230

### Not classified

DNF	117	Joe HENDRIE	Yamaha	R1	SB	2	2:27.760	DNF	1:07.929	2	61.736
DNS	122	David SUDES	Suzuki	GSXR 1000	C			DNF		0	-
DNS	26	Steven McINTYRE	Suzuki	GSXR1000	C			DNF		0	-
DNS	75	Charlie BUNYAN	Kawasaki	ZX10R	C			DNF		0	-
DNS	52	Charlie FLETT	BMW	S1000RR	C			DNF		0	-
DNS	10	John McGUINNESS	Honda		SB			DNF		0	-

Margin of Victory	Avg. Speed	Best Lap Tm	Best Speed	Best Lap by
3.554	78.866	56.428	80.830	94 - Greg GILFILLAN

Clerk of the Course.

Orbits

Sig : Time :

Chief Timekeeper : Ian Sharp (SMART Timing)

 Results available at [www.smart-timing.co.uk](http://www.smart-timing.co.uk) and [www.speedhive.com](http://www.speedhive.com)

Printed: 29/07/2018 13:58:49



## KMSC National Motorcycle Racing AC

Scottish Championship Superbikes & KMSC Clubman

Knockhill 1.267 miles

Race 26 - 2nd Race

29/07/2018 13:45

Race (10 Laps) started at 13:43:15

Lap	Time of Day	Lap Tm	S1	S2	S3	SFSpd	S1Spd
<b>(94) Greg GILFILLAN</b>							
1	13:44:20.178	<b>59.001</b>	17.024	22.874	19.103	95.459	119.835
2	13:45:17.825	<b>57.647</b>	16.326	22.371	18.950	134.215	125.905
3	13:46:15.269	<b>57.444</b>	16.194	22.303	18.947	133.415	125.435
4	13:47:12.452	<b>57.183</b>	16.140			137.516	124.968
5	13:48:09.450	<b>56.998</b>	<b>15.837</b>	22.293	18.868	138.366	125.905
6	13:49:06.547	<b>57.097</b>	16.143	22.105	18.849	138.939	127.339
7	13:50:03.442	<b>56.895</b>	16.109	21.968	<b>18.818</b>	139.517	125.201
8	13:51:00.786	<b>57.344</b>	16.187	21.933	19.224	<b>140.099</b>	126.380
9	13:51:57.490	<b>56.704</b>	16.010	21.858	18.836	139.227	125.670
10	13:52:53.918	<b>56.428</b>	16.056	<b>21.531</b>	18.841	138.081	<b>127.581</b>

Lap	Time of Day	Lap Tm	S1	S2	S3	SFSpd	S1Spd
<b>(32) John MacDONALD</b>							
1	13:44:20.466	<b>59.062</b>	17.330	22.813	18.919	96.558	119.835
2	13:45:18.256	<b>57.790</b>	16.323	22.298	19.169	140.099	123.133
3	13:46:15.551	<b>57.295</b>	16.150	22.174	18.971	136.954	122.014
4	13:47:12.729	<b>57.178</b>	16.046	22.319	<b>18.813</b>	141.279	122.683
5	13:48:09.834	<b>57.105</b>	15.982	22.057	19.066	142.177	123.587
6	13:49:06.921	<b>57.087</b>	16.097	22.175	18.815	136.954	124.044
7	13:50:03.857	<b>56.936</b>	16.054	21.944	18.938	139.808	123.587
8	13:51:02.128	<b>58.271</b>	16.180	21.956	20.135	138.366	121.792
9	13:51:59.282	<b>57.154</b>	<b>15.894</b>	<b>21.909</b>	19.351	<b>144.008</b>	125.201
10	13:52:57.472	<b>58.190</b>	16.297	22.510	19.383	134.215	<b>125.905</b>

Lap	Time of Day	Lap Tm	S1	S2	S3	SFSpd	S1Spd
<b>(45) Ewan GRAY</b>							
1	13:44:21.976	<b>1:00.633</b>	17.505	23.708	19.420	95.731	118.356
2	13:45:20.190	<b>58.214</b>	16.291	22.816	19.107	129.551	121.352
3	13:46:17.802	<b>57.612</b>	16.102	22.711	18.799	131.584	120.915
4	13:47:15.301	<b>57.499</b>	16.328	<b>22.254</b>	18.917	129.053	120.915
5	13:48:13.041	<b>57.740</b>	<b>16.047</b>	22.834	18.859	132.102	<b>122.014</b>
6	13:49:10.902	<b>57.861</b>	16.057	22.852	18.952	<b>134.215</b>	120.049
7	13:50:08.658	<b>57.756</b>	16.217	22.745	<b>18.794</b>	131.584	118.356
8	13:51:06.342	<b>57.684</b>	16.190	22.373	19.121	130.053	119.621
9	13:52:04.752	<b>58.410</b>	16.238	22.666	19.506	128.313	118.147
10	13:53:04.073	<b>59.321</b>	16.275	22.430	20.616	128.313	120.915

Lap	Time of Day	Lap Tm	S1	S2	S3	SFSpd	S1Spd
<b>(1) Bruce BIRNIE</b>							
1	13:44:21.683	<b>1:00.485</b>	17.289	23.958	19.238	97.824	117.733
2	13:45:19.665	<b>57.982</b>	16.046	23.056	18.880	139.227	117.940
3	13:46:16.811	<b>57.146</b>	15.957	<b>22.462</b>	<b>18.727</b>	143.392	117.116
4	13:47:15.139	<b>58.328</b>	16.235	23.148	18.945	<b>147.814</b>	<b>123.133</b>
5	13:48:12.934	<b>57.795</b>	<b>15.908</b>	22.987	18.900	145.570	121.133
6	13:49:10.806	<b>57.872</b>	16.059	22.855	18.958	144.941	118.565
7	13:50:09.880	<b>59.074</b>	16.920	23.199	18.955	136.675	114.714
8	13:51:09.638	<b>59.758</b>	16.490	24.086	19.182	133.150	116.103
9	13:52:09.659	<b>1:00.021</b>	16.561	23.582	19.878	138.081	115.903
10	13:53:09.173	<b>59.514</b>	16.599	23.773	19.142	136.675	115.305

Lap	Time of Day	Lap Tm	S1	S2	S3	SFSpd	S1Spd
<b>(99) Callum GRIGOR</b>							
1	13:44:22.685	<b>1:01.623</b>	17.886	23.979	19.758	91.552	114.714
2	13:45:23.012	<b>1:00.327</b>	17.248	23.535	19.544	125.905	119.621
3	13:46:22.344	<b>59.332</b>	16.888	23.067	19.377	128.068	120.915
4	13:47:22.079	<b>59.735</b>	16.535	23.704	19.496	134.754	121.352
5	13:48:21.365	<b>59.286</b>	16.786	23.126	19.374	132.886	122.459
6	13:49:20.467	<b>59.102</b>	16.577	23.065	19.460	132.362	121.792
7	13:50:19.415	<b>58.948</b>	<b>16.440</b>	23.026	19.482	<b>136.398</b>	<b>122.683</b>
8	13:51:18.298	<b>58.883</b>	16.453	23.047	19.383	134.484	122.014
9	13:52:17.127	<b>58.829</b>	16.644	<b>22.971</b>	<b>19.214</b>	131.584	121.572
10	13:53:17.530	<b>1:00.403</b>	16.803	23.658	19.942	132.624	120.915

Lap	Time of Day	Lap Tm	S1	S2	S3	SFSpd	S1Spd
<b>(18) Clint WALKER</b>							
1	13:44:25.740	<b>1:03.712</b>	18.277	25.175	20.260	96.419	117.321
2	13:45:24.871	<b>59.131</b>	17.149	<b>22.900</b>	<b>19.082</b>	132.102	120.697
3	13:46:24.053	<b>59.182</b>	16.622	23.168	19.392	132.362	121.792
4	13:47:23.940	<b>59.887</b>	<b>16.509</b>	23.951	19.427	131.070	113.549
5	13:48:23.873	<b>59.933</b>	16.751	23.529	19.653	<b>133.415</b>	118.356
6	13:49:24.052	<b>1:00.179</b>	16.922	23.411	19.846	129.802	<b>123.360</b>
7	13:50:23.962	<b>59.910</b>	16.577	23.776	19.557	131.326	121.352
8	13:51:23.735	<b>59.773</b>	16.704	23.591	19.478	132.624	120.049
9	13:52:23.607	<b>59.872</b>	16.631	23.566	19.675	131.584	120.049
10	13:53:22.669	<b>59.062</b>	16.613	23.167	19.282	129.302	119.835

Lap	Time of Day	Lap Tm	S1	S2	S3	SFSpd	S1Spd
<b>(72) Sean GILFILLAN</b>							

Lap	Time of Day	Lap Tm	S1	S2	S3	SFSpd	S1Spd
1	13:44:22.739	<b>1:01.699</b>	17.875	24.308	19.516	95.731	118.565
2	13:45:21.202	<b>58.463</b>	16.666	<b>22.737</b>	19.060	127.339	122.683
3	13:46:19.614	<b>58.412</b>	<b>16.605</b>	<b>18.987</b>	19.060	133.947	122.459
4	13:47:21.621	<b>1:02.007</b>	17.287	24.737	19.983	129.053	118.775
5	13:48:22.645	<b>1:01.024</b>	16.775	23.971	20.278	124.968	120.697
6	13:49:24.073	<b>1:01.428</b>	16.927	24.456	20.045	129.302	118.356
7	13:50:24.547	<b>1:00.474</b>	16.922	23.833	19.719	127.824	123.587
8	13:51:24.326	<b>59.779</b>	16.680	23.630	19.469	127.581	<b>124.273</b>
9	13:52:23.661	<b>59.335</b>	16.973	23.251	19.111	128.805	120.265
10	13:53:22.852	<b>59.191</b>	16.771	23.387	19.033	<b>138.081</b>	123.133

Lap	Time of Day	Lap Tm	S1	S2	S3	SFSpd	S1Spd
<b>(71) Gavin JONES</b>							
1	13:44:23.860	<b>1:02.363</b>	18.092	24.478	19.793	100.011	114.323
2	13:45:23.918	<b>1:00.058</b>	16.965	23.448	19.645	131.326	117.733
3	13:46:23.670	<b>59.752</b>	17.155	<b>23.175</b>	19.422	128.313	119.196
4	13:47:23.875	<b>1:00.205</b>	16.775	23.690	19.740	<b>137.798</b>	117.733
5	13:48:24.520	<b>1:00.645</b>	16.865	24.005	19.775	131.842	110.012
6	13:49:24.477	<b>59.957</b>	16.693	23.286	19.978	132.102	118.985
7	13:50:24.838	<b>1:00.361</b>	17.105	23.735	19.521	132.362	<b>120.049</b>
8	13:51:24.861	<b>1:00.023</b>	16.836	23.414	19.773	133.415	118.985
9	13:52:24.126	<b>59.265</b>	16.748	23.261	<b>19.256</b>	131.070	117.940
10	13:53:23.878	<b>59.752</b>	<b>16.664</b>	23.597	19.491	133.680	118.147

Lap	Time of Day	Lap Tm	S1	S2	S3	SFSpd	S1Spd
<b>(98) Christopher LIDDELL</b>							
1	13:44:26.857	<b>1:05.060</b>	18.438	25.587	21.035	95.459	108.588
2	13:45:28.396	<b>1:01.539</b>	17.562	23.538	20.439	119.835	115.703
3	13:46:28.962	<b>1:00.566</b>	17.081	23.635	19.850	126.857	113.549
4	13:47:28.753	<b>59.791</b>	16.702	23.353	19.736	128.805	116.709
5	13:48:29.467	<b>1:00.714</b>	16.707	24.039	19.968	129.802	112.976
6	13:49:29.761	<b>1:00.294</b>	16.910	23.948	19.436	129.053	116.103
7	13:50:29.614	<b>59.853</b>	16.931	23.200	19.722	128.068	115.703
8	13:51:28.793	<b>59.179</b>	16.691	23.184	19.304	126.857	<b>117.940</b>
9	13:52:27.540	<b>58.747</b>	16.764	<b>22.826</b>	<b>19.157</b>	125.670	116.709
10	13:53:26.378	<b>58.838</b>	<b>16.545</b>	22.933	19.360	<b>134.754</b>	115.703

Lap	Time of Day	Lap Tm	S1	S2	S3	SFSpd	S1Spd
<b>(30) Alan RENNIE</b>							
1	13:44:25.707	<b>1:04.024</b>	18.4				

## KMSC National Motorcycle Racing AC

Scottish Championship Superbikes & KMSC Clubman

Knockhill 1.267 miles

Race 26 - 2nd Race

29/07/2018 13:45

Race (10 Laps) started at 13:43:15

Lap	Time of Day	Lap Tm	S1	S2	S3	SFSpd	S1Spd	Lap	Time of Day	Lap Tm	S1	S2	S3	SFSpd	S1Spd
3	13:46:31.989	<b>1:03.334</b>	17.986	25.048	20.300	121.352	101.832	5	13:48:47.353	<b>1:03.875</b>	18.121	24.945	20.809	<b>137.516</b>	<b>118.356</b>
4	13:47:34.718	<b>1:02.729</b>	17.808	24.635	20.286	124.968	110.922	6	13:49:51.032	<b>1:03.679</b>	17.762	24.835	21.082	132.624	114.910
5	13:48:37.024	<b>1:02.306</b>	17.635	24.594	20.077	123.815	111.660	7	13:50:54.837	<b>1:03.805</b>	18.069	24.860	20.876	129.302	117.733
6	13:49:40.452	<b>1:03.428</b>	17.525	26.025	19.878	122.908	105.681	8	13:52:00.046	<b>1:05.209</b>	17.585	25.228	22.396	127.824	114.518
7	13:50:41.846	<b>1:01.394</b>	17.433	24.084	19.877	131.070	<b>111.846</b>	9	13:53:04.707	<b>1:04.661</b>	17.774	24.955	21.932	126.618	105.020
8	13:51:44.656	<b>1:02.810</b>	17.680	24.732	20.398	118.356	101.987	<b>(19) Nic BOYES</b>							
9	13:52:45.608	<b>1:00.952</b>	17.549	24.041	<b>19.362</b>	126.857	110.374	1	13:44:36.078	<b>1:12.108</b>	21.502	28.344	22.262	84.095	89.239
10	13:53:45.727	<b>1:00.119</b>	<b>17.264</b>	<b>23.361</b>	19.494	<b>132.624</b>	105.681	2	13:45:43.922	<b>1:07.844</b>	19.333	26.371	22.140	105.515	95.459
<b>(34) John DEAN</b>								3	13:46:49.797	<b>1:05.875</b>	18.710	25.775	21.390	109.474	<b>98.979</b>
1	13:44:25.462	<b>1:03.922</b>	18.265	25.295	20.362	95.053	114.323	4	13:47:54.484	<b>1:04.687</b>	18.612	25.104	20.971	110.739	96.697
2	13:45:27.928	<b>1:02.466</b>	17.488	24.695	20.283	128.805	116.506	5	13:48:58.209	<b>1:03.725</b>	18.109	<b>24.834</b>	20.782	112.408	98.833
3	13:46:30.444	<b>1:02.516</b>	17.320	24.778	20.418	130.814	118.985	6	13:50:02.690	<b>1:04.481</b>	18.314	25.407	20.760	111.474	96.281
4	13:47:33.239	<b>1:02.795</b>	17.669	<b>24.687</b>	20.439	128.559	119.196	7	13:51:06.903	<b>1:04.213</b>	18.472	24.939	20.802	113.166	94.252
5	13:48:35.616	<b>1:02.377</b>	17.274	24.728	20.375	129.053	<b>119.409</b>	8	13:52:11.453	<b>1:04.550</b>	18.736	25.311	<b>20.503</b>	110.193	95.595
6	13:49:38.401	<b>1:02.785</b>	<b>17.208</b>	25.378	<b>20.199</b>	<b>131.326</b>	109.118	9	13:53:14.986	<b>1:03.533</b>	<b>17.965</b>	24.930	20.638	<b>120.480</b>	97.824
7	13:50:41.165	<b>1:02.764</b>	17.383	24.774	20.607	128.068	116.709	<b>(100) Laura NUTTALL</b>							
8	13:51:44.353	<b>1:03.188</b>	17.680	24.851	20.657	129.551	114.518	1	13:44:32.749	<b>1:08.423</b>	19.864	26.915	21.644	98.688	104.692
9	13:52:47.202	<b>1:02.849</b>	17.525	24.948	20.376	130.306	118.775	2	13:45:36.402	<b>1:03.653</b>	<b>17.621</b>	25.233	<b>20.799</b>	118.565	<b>114.129</b>
10	13:53:50.349	<b>1:03.147</b>	17.820	24.792	20.535	129.302	113.166	3	13:46:40.440	<b>1:04.038</b>	17.626	<b>25.004</b>	21.408	126.142	112.033
<b>(41) Lukasz PIEC</b>								4	13:47:45.506	<b>1:05.066</b>	18.397	25.532	21.137	121.572	105.349
1	13:44:27.205	<b>1:04.760</b>	18.703	25.708	20.349	102.298	101.524	5	13:48:49.704	<b>1:04.198</b>	18.082	25.204	20.912	126.142	108.764
2	13:45:29.028	<b>1:01.823</b>	17.649	24.499	<b>19.675</b>	114.910	<b>109.474</b>	6	13:49:56.633	<b>1:06.929</b>	18.832	26.380	21.717	<b>127.339</b>	101.832
3	13:46:31.062	<b>1:02.034</b>	17.487	<b>24.137</b>	20.410	122.236	104.692	7	13:51:02.668	<b>1:06.035</b>	18.986	25.442	21.607	118.775	106.183
4	13:47:33.557	<b>1:02.495</b>	17.602	24.527	20.366	125.201	106.351	8	13:52:10.011	<b>1:07.343</b>	19.181	26.215	21.947	116.912	102.298
5	13:48:36.245	<b>1:02.688</b>	17.617	25.083	19.988	125.905	105.020	9	13:53:17.226	<b>1:07.215</b>	18.594	26.443	22.178	116.506	103.882
6	13:49:39.012	<b>1:02.767</b>	17.732	25.015	20.020	<b>130.053</b>	103.561	<b>(117) Joe HENDRIE</b>							
7	13:50:41.565	<b>1:02.553</b>	<b>17.469</b>	24.546	20.538	123.360	109.474	1	13:44:35.418	<b>1:12.263</b>	21.097	27.994	23.172	92.308	97.967
8	13:51:45.024	<b>1:03.459</b>	17.685	24.816	20.958	120.049	106.859	2	13:45:43.347	<b>1:07.929</b>	19.312	<b>26.454</b>	<b>22.163</b>	110.739	<b>103.402</b>
9	13:52:47.727	<b>1:02.703</b>	17.651	24.940	20.112	123.587	106.015								
10	13:53:51.107	<b>1:03.380</b>	18.209	24.993	20.178	123.360	100.011								
<b>(37) Steven PATTERSON</b>															
1	13:44:30.125	<b>1:07.327</b>	20.036			91.802	103.084								
2	13:45:34.439	<b>1:04.314</b>	17.913			120.049	109.296								
3	13:46:37.651	<b>1:03.212</b>	17.809			117.733	112.220								
4	13:47:40.313	<b>1:02.662</b>	17.654			120.915	112.408								
5	13:48:43.179	<b>1:02.866</b>	17.748			121.792	114.518								
6	13:49:45.066	<b>1:01.887</b>	17.432			123.133	<b>115.504</b>								
7	13:50:46.797	<b>1:01.731</b>	17.461			123.360	113.742								
8	13:51:49.016	<b>1:02.219</b>	17.280			127.824	109.653								
9	13:52:50.969	<b>1:01.953</b>	17.566			123.133	115.107								
10	13:53:52.809	<b>1:01.840</b>	<b>17.142</b>			<b>129.802</b>	111.660								
<b>(69) Rodney SCOTT</b>															
1	13:44:32.150	<b>1:08.981</b>	19.984	27.586	21.411	94.919	104.529								
2	13:45:35.320	<b>1:03.170</b>	17.760	25.206	20.204	116.709	114.129								
3	13:46:37.873	<b>1:02.553</b>	17.415	24.824	20.314	125.201	116.103								
4	13:47:40.928	<b>1:03.055</b>	17.635	25.141	20.279	120.915	112.220								
5	13:48:43.397	<b>1:02.469</b>	17.357	25.329	19.783	122.459	<b>118.356</b>								
6	13:49:45.586	<b>1:02.189</b>	17.435	24.998	<b>19.756</b>	<b>127.098</b>	116.103								
7	13:50:48.268	<b>1:02.682</b>	<b>17.335</b>	25.044	20.303	120.697	115.107								
8	13:51:50.961	<b>1:02.693</b>	17.613	24.645	20.435	120.265	114.714								
9	13:52:53.471	<b>1:02.510</b>	17.658	24.960	19.892	125.670	111.105								
10	13:53:55.010	<b>1:01.539</b>	17.399	<b>24.210</b>	19.930	121.792	111.660								
<b>(14) James CRAWFORD</b>															
1	13:44:30.005	<b>1:07.259</b>	19.752	26.295	21.212	103.084	97.824								
2	13:45:33.021	<b>1:03.016</b>	17.726	24.727	20.563	126.142	116.304								
3	13:46:36.639	<b>1:03.618</b>	18.491	24.545	20.582	<b>132.886</b>	116.103								
4	13:47:39.261	<b>1:02.622</b>	17.741	24.359	20.522	127.581	116.103								
5	13:48:41.787	<b>1:02.526</b>	17.724	24.387	20.415	130.814	113.166								
6	13:49:44.861	<b>1:03.074</b>	18.434	24.289	<b>20.351</b>	131.842	112.408								
7	13:50:47.999	<b>1:03.138</b>	17.619	24.933	20.586	130.814	109.118								
8	13:51:50.811	<b>1:02.812</b>	<b>17.534</b>	<b>24.229</b>	21.049	125.670	<b>118.775</b>								
9	13:52:53.654	<b>1:02.843</b>	17.639	24.572	20.632	127.339	112.033								
10	13:53:56.800	<b>1:03.146</b>	18.097	24.530	20.519	120.697	112.220								
<b>(51) Callum JACKSON</b>															
1	13:44:32.382	<b>1:09.163</b>	19.766	27.514	21.883	101.066	101.832								
2	13:45:37.095	<b>1:04.713</b>	18.392	25.417	20.904	124.504	106.015								
3	13:46:40.489	<b>1:03.394</b>	<b>17.447</b>	24.873	21.074	130.814	111.105								
4	13:47:43.478	<b>1:02.989</b>	17.956	<b>24.414</b>	<b>20.619</b>	124.968	115.703								

Clerk of the Course.

Sig : Time :

Chief Timekeeper : Ian Sharp (SMART Timing)

Results available at [www.smart-timing.co.uk](http://www.smart-timing.co.uk) and [www.speedhive.com](http://www.speedhive.com)

Orbits





**KMSC National Motorcycle Racing AC****Lapchart****Scottish Championship Superbikes & KMSC Clubman****Knockhill 1.267 miles****Race 26 - 2nd Race****29/07/2018 13:45****Race (10 Laps) started at 13:43:15**

Competitors	Laps											
	0	1	2	3	4	5	6	7	8	9	10	
Sean GILFILLAN (72)	1	72	94	94	94	94	94	94	94	94	94	94
Callum GRIGOR (99)	2	99	32	32	32	32	32	32	32	32	32	32
Greg GILFILLAN (94)	3	94	1	1	1	1	1	1	45	45	45	45
Bruce BIRNIE (1)	4	1	45	45	45	45	45	45	1	1	1	1
Ewan GRAY (45)	5	45	99	72	72	72	99	99	99	99	99	99
John MacDONALD (32)	6	32	72	99	99	99	72	18	18	18	18	18
Gavin JONES (71)	7	71	71	71	71	71	18	72	72	72	72	72
John DEAN (34)	8	34	34	18	18	18	71	71	71	71	71	71
Alan RENNIE (30)	9	30	30	30	30	30	30	30	98	98	98	98
Christopher LIDDELL (98)	10	98	18	34	98	98	98	98	30	30	30	30
Clint WALKER (18)	11	18	29	98	34	34	17	17	17	17	17	17
Andrew BUCHANAN (29)	12	29	98	29	17	41	34	67	67	67	67	67
Des BURNS (67)	13	67	41	41	41	17	41	34	34	34	29	29
Lukasz PIEC (41)	14	41	67	67	29	67	67	41	41	29	34	34
Gordon MacDONALD (17)	15	17	17	17	67	29	29	29	29	41	41	41
James CRAWFORD (14)	16	14	14	14	14	14	14	14	37	37	37	37
Steven PATTERSON (37)	17	37	37	37	37	37	37	37	14	14	69	69
Joe HENDRIE (117)	18	117	69	69	69	69	69	69	69	69	14	14
Rodney SCOTT (69)	19	69	51	100	100	51	51	51	51	51	51	51
Callum JACKSON (51)	20	51	100	51	51	100	100	100	100	100	19	19
Nic BOYES (19)	21	19	117	117	19	19	19	19	19	19	19	100
Laura NUTTALL (100)	22	100	19	19								
-	23											
-	24											
-	25											
-	26											
-	27											

Clerk of the Course.

Sig : Time :

Chief Timekeeper : Ian Sharp (SMART Timing)

Results available at [www.smart-timing.co.uk](http://www.smart-timing.co.uk) and [www.speedhive.com](http://www.speedhive.com)

Printed: 29/07/2018 13:59:40

Orbits



## KMSC National Motorcycle Racing AC


KMSC Superbikes & KMSC Clubman

Knockhill 1.267 miles

Race 32 - 3rd Race

29/07/2018 15:15

Race (10 Laps)



POLE POSITION

<b>3</b> 45 Ewan GRAY	<b>2</b> 32 John MacDONALD	<b>1</b> 94 Greg GILFILLAN	<b>1</b>
<b>6</b> 18 Clint WALKER	<b>5</b> 99 Callum GRIGOR	<b>4</b> 1 Bruce BIRNIE	<b>2</b>
<b>9</b> 98 Christopher LIDDELL	<b>8</b> 71 Gavin JONES	<b>7</b> 72 Sean GILFILLAN	<b>3</b>
<b>12</b> 67 Des BURNS	<b>11</b> 17 Gordon MacDONALD	<b>10</b> 30 Alan RENNIE	<b>4</b>
<b>15</b> 41 Lukasz PIEC	<b>14</b> 34 John DEAN	<b>13</b> 29 Andrew BUCHANAN	<b>5</b>
<b>18</b> 14 James CRAWFORD	<b>17</b> 69 Rodney SCOTT	<b>16</b> 37 Steven PATTERSON	<b>6</b>
<b>21</b> 100 Laura NUTTALL	<b>20</b> 19 Nic BOYES	<b>19</b> 51 Callum JACKSON	<b>7</b>
<b>24</b> 26 Steven McINTYRE	<b>23</b> 122 David SUDDER	<b>22</b> 117 Joe HENDRIE	<b>8</b>
<b>27</b> 10 John McGUINNESS	<b>26</b> 52 Charlie FLETT	<b>25</b> 75 Charlie BUNYAN	<b>9</b>

Clerk of the Course.

Orbits

Sig : Time :

Chief Timekeeper : Ian Sharp (SMART Timing)

Results available at [www.smart-timing.co.uk](http://www.smart-timing.co.uk) and [www.speedhive.com](http://www.speedhive.com)

Printed: 29/07/2018 13:57:53



# Race Results

## KMSC National Motorcycle Racing AC

Sorted on Laps

Scottish Sidecars

Knockhill 1.267 miles

Race 27 - 2nd Race

29/07/2018 14:00

Race (8 Laps) started at 14:34:41

Pos	No.	Name	Make/Model	CC	Class	Laps	Total Tm	Diff	Best Tm	In Lap	Avg. Speed
1	19	ROBINSON / GRAVEL		LCR F2 600	SC	8	8:41.678		1:03.799	3	69.945
2	93	KIRKUP / SADLER	Windle Suzuki	600	SC	8	8:49.867	8.189	1:04.506	2	68.864
3	114	AMOS / SOUTER	Suzuki Windle	GSXR1000	SC	8	9:15.580	33.902	1:07.253	3	65.677
4	7	ZAKARAUSKAS / STEPHEN	Suzuki	LCR F2	SC	8	9:35.625	53.947	1:10.293	8	63.390
5	56	McKAY / SZANEL	Ireson Suzuki	750	SC	7	8:53.188	1 Lap	1:14.050	2	59.881
Not classified											
DNF	51	MURPHY / CARRUTHERS	Hayes	F2	SC	2	2:29.045	DNF	1:09.606	2	61.204
DNS	8	BELL / MAYHEW	LCR Suzuki	1000	SC			DNF		0	-
DNS	22	LITHGOW / BRUNTON	Shelbourne RR	600	SC			DNF		0	-
DNS	11	MAYHEW / TAYLOR	Ireson Honda	600	SC			DNF		0	-
DNS	964	ANDERSON / HUGHES	Baker	R1	SC			DNF		0	-
DNS	50	BROWNE / SOUTER	Ireson Suzuki	750	SC			DNF		0	-

## Announcements

RED FLAG before Leader completed 1 Lap - Race re-started over 8 Laps.

Margin of Victory	Avg. Speed	Best Lap Tm	Best Speed	Best Lap by
8.189	69.945	1:03.799	71.492	19 - ROBINSON / GRAVEL

Clerk of the Course.

Orbits

Sig : Time :

Chief Timekeeper : Ian Sharp (SMART Timing)

 Results available at [www.smart-timing.co.uk](http://www.smart-timing.co.uk) and [www.speedhive.com](http://www.speedhive.com)

Printed: 29/07/2018 14:45:44



## KMSC National Motorcycle Racing AC

Scottish Sidecars

Knockhill 1.267 miles

Race 27 - 2nd Race

29/07/2018 14:00

Race (8 Laps) started at 14:34:41

Lap	Time of Day	Lap Tm	S1	S2	S3	SFSpd	S1Spd	Lap	Time of Day	Lap Tm	S1	S2	S3	SFSpd	S1Spd
<b>(19) ROBINSON / GRAVEL</b>															
1	14:35:51.327	<b>1:04.507</b>	18.990	24.808	<b>20.709</b>	78.765	<b>94.919</b>								
2	14:36:55.760	<b>1:04.433</b>	18.508	24.843	21.082	<b>117.116</b>	93.076								
3	14:37:59.559	<b>1:03.799</b>	18.152	<b>24.541</b>	21.106	116.709	94.785								
4	14:39:03.641	<b>1:04.082</b>	18.022	24.643	21.417	116.103	93.595								
5	14:40:08.172	<b>1:04.531</b>	18.499	25.018	21.014	115.703	93.335								
6	14:41:12.785	<b>1:04.613</b>	<b>17.853</b>	25.415	21.345	117.116	93.988								
7	14:42:18.834	<b>1:06.049</b>	18.363	25.089	22.597	114.323	92.181								
8	14:43:22.913	<b>1:04.079</b>	18.011	25.086	20.982	110.556	94.252								
<b>(93) KIRKUP / SADLER</b>															
1	14:35:52.958	<b>1:05.773</b>	19.032	25.414	<b>21.327</b>	76.086	93.205								
2	14:36:57.464	<b>1:04.506</b>	18.185	<b>24.920</b>	21.401	<b>114.129</b>	<b>94.120</b>								
3	14:38:03.236	<b>1:05.772</b>	18.428	25.625	21.719	112.408	91.427								
4	14:39:09.047	<b>1:05.811</b>	18.537	25.389	21.885	113.742	89.716								
5	14:40:14.973	<b>1:05.926</b>	18.485	25.732	21.709	113.742	91.303								
6	14:41:19.980	<b>1:05.007</b>	18.284	25.020	21.703	113.357	92.308								
7	14:42:25.113	<b>1:05.133</b>	18.456	25.161	21.516	112.408	93.595								
8	14:43:31.102	<b>1:05.989</b>	<b>18.108</b>	25.926	21.955	113.549	91.802								
<b>(114) AMOS / SOUTER</b>															
1	14:35:56.718	<b>1:08.995</b>	19.910	26.856	22.229	81.048	89.239								
2	14:37:04.826	<b>1:08.108</b>	19.192	26.977	21.939	107.030	92.690								
3	14:38:12.079	<b>1:07.253</b>	<b>18.784</b>	26.708	<b>21.761</b>	116.506	95.868								
4	14:39:21.689	<b>1:09.610</b>	19.382	27.860	22.368	113.166	93.857								
5	14:40:30.285	<b>1:08.596</b>	19.544	26.980	22.072	109.832	<b>96.143</b>								
6	14:41:38.878	<b>1:08.593</b>	19.553	26.917	22.123	<b>117.116</b>	91.427								
7	14:42:47.319	<b>1:08.441</b>	19.768	<b>26.483</b>	22.190	108.764	94.252								
8	14:43:56.815	<b>1:09.496</b>	19.793	27.282	22.421	103.402	95.188								
<b>(7) ZAKARAUSKAS / STEPHEN</b>															
1	14:36:00.411	<b>1:12.689</b>	20.750	28.793	23.146	81.343	85.054								
2	14:37:11.326	<b>1:10.915</b>	19.457	28.481	22.977	106.351	<b>92.054</b>								
3	14:38:22.382	<b>1:11.056</b>	19.504	28.167	23.385	<b>114.323</b>	87.952								
4	14:39:33.326	<b>1:10.944</b>	<b>19.344</b>	28.032	23.568	105.349	89.596								
5	14:40:44.363	<b>1:11.037</b>	19.890	28.036	23.111	108.413	90.932								
6	14:41:55.224	<b>1:10.861</b>	19.550	27.949	23.362	107.201	91.179								
7	14:43:06.567	<b>1:11.343</b>	19.939	28.575	<b>22.829</b>	105.349	91.552								
8	14:44:16.860	<b>1:10.293</b>	19.823	<b>27.444</b>	23.026	105.349	90.198								
<b>(56) McKAY / SZANEL</b>															
1	14:36:05.910	<b>1:16.561</b>	22.120	30.286	24.155	72.236	75.402								
2	14:37:19.960	<b>1:14.050</b>	21.399	<b>28.522</b>	24.129	100.611	87.153								
3	14:38:34.381	<b>1:14.421</b>	<b>20.951</b>	28.771	24.699	<b>103.561</b>	86.702								
4	14:39:49.999	<b>1:15.618</b>	21.784	28.939	24.895	96.697	87.380								
5	14:41:04.234	<b>1:14.235</b>	21.068	28.905	24.262	100.310	<b>90.198</b>								
6	14:42:20.125	<b>1:15.891</b>	21.497	28.813	25.581	100.762	86.590								
7	14:43:34.423	<b>1:14.298</b>	21.078	29.417	<b>23.803</b>	102.926	83.780								
<b>(51) MURPHY / CARRUTHERS</b>															
1	14:36:00.674	<b>1:12.260</b>	20.395	29.066	<b>22.799</b>	86.146	80.081								
2	14:37:10.280	<b>1:09.606</b>	<b>19.397</b>	27.245	22.964	104.856	91.928								

Clerk of the Course.

Sig : Time :

Chief Timekeeper : Ian Sharp (SMART Timing)

 Results available at [www.smart-timing.co.uk](http://www.smart-timing.co.uk) and [www.speedhive.com](http://www.speedhive.com)

Printed: 29/07/2018 14:46:05

Orbits



## KMSC National Motorcycle Racing AC

## Lapchart

Scottish Sidecars

Knockhill 1.267 miles

Race 27 - 2nd Race

29/07/2018 14:00

Race (8 Laps) started at 14:34:41

Competitors	Laps									
	0	1	2	3	4	5	6	7	8	
ROBINSON / GRAVEL (19)	1	19	19	19	19	19	19	19	19	19
KIRKUP / SADLER (93)	2	93	93	93	93	93	93	93	93	93
ZAKARAUSKAS / STEPHEN (7)	3	7	114	114	114	114	114	114	114	114
AMOS / SOUTER (114)	4	114	7	51	7	7	7	7	7	7
MURPHY / CARRUTHERS (51)	5	51	51	7	56	56	56	56	56	56
McKAY / SZANEL (56)	6	56	56	56						
-	7									
-	8									
-	9									
-	10									
-	11									

Clerk of the Course.

Sig : Time :

Chief Timekeeper : Ian Sharp (SMART Timing)

Results available at [www.smart-timing.co.uk](http://www.smart-timing.co.uk) and [www.speedhive.com](http://www.speedhive.com)

Printed: 29/07/2018 14:46:31

Orbits





# Race Results

## KMSC National Motorcycle Racing AC

Sorted on Laps

Scottish Pre-Injection 600

Knockhill 1.267 miles

Race 28 - 2nd Race

29/07/2018 14:15

Race (10 Laps) started at 14:49:37

Pos	No.	Name	Make/Model	CC	Class	Laps	Total Tm	Diff	Best Tm	In Lap	Avg. Speed
1	22	William MASON	Yamaha	R6 600	PI6	8	7:50.148		57.663	4	77.611
2	41	Kieran MURRAY	Yamaha	R6 600	PI6	8	7:55.384	5.236	57.638	5	76.756
3	15	Jon DICKIE	Yamaha	R6 600	PI6	8	8:06.009	15.861	59.451	2	75.078
4	8	Patryk MOTYKA	Yamaha	R6 600	PI6	8	8:11.953	21.805	59.726	8	74.171
5	92	Andrew CRAIGMILE	Yamaha	R6 600	PI6	8	8:19.244	29.096	1:01.005	8	73.088
6	54	Cameron ROBB	Yamaha	R6 600	PI6	8	8:19.557	29.409	59.477	8	73.042
7	75	Harry PULLAR	Yamaha	R6 600	PI6	8	8:21.466	31.318	1:00.258	8	72.764
8	38	Mark LANGLANDS	Yamaha	R6 600	PI6	8	8:28.654	38.506	1:00.869	5	71.736
9	95	Michael MacKINNON	Yamaha	R6 600	PI6	8	8:29.270	39.122	1:01.456	5	71.649
10	70	Simon HARDY	Yamaha	R6 600	PI6	8	8:29.436	39.288	1:00.666	6	71.626
11	21	Andy LOCK	Yamaha	R6 600	PI6	8	8:30.518	40.370	1:00.874	6	71.474
12	88	Andrew JONES-LOFTING	Honda	CBR600FX	PI6	8	8:42.573	52.425	1:03.094	6	69.825
13	117	Scott MILNE	Yamaha	R6	PI6	7	7:53.378	1 Lap	1:04.814	3	67.446
14	60	Dougie BROWN	Yamaha	R6 600	PI6	7	8:00.330	1 Lap	1:04.958	7	66.470
15	31	Darren ANDERSON	Kawasaki	ZXR 600	PI6	7	8:02.435	1 Lap	1:06.606	4	66.180
16	23	Paul REID	Honda	CBR600	PI6	7	8:31.914	1 Lap	1:10.283	3	62.369

### Not classified (from pos 17)

	93	Lee SEAGER	Yamaha	ZX6R Ninja	PI6	8	8:29.161	39.013	1:00.555	6	71.664
DNF	17	Gary WHITEFORD	Kawasaki	ZX6R	PI6	6	6:28.150	DNF	1:02.142	6	70.505
DNF	32	John MacDONALD	Yamaha	R1	PI6	3	3:14.430	DNF	1:01.270	3	70.376
DNS	51	Neil MUNRO	Yamaha	R6 600	PI6			DNS		0	-
DNS	68	Paul WISHART	Yamaha	R6 600	PI6			DNS		0	-

### Announcements

RED FLAG after Leader completed 9 Laps - Result declared at 8 Laps.  
 Bike No.93 - Not classified - Not running at time of Red Flag.

Margin of Victory	Avg. Speed	Best Lap Tm	Best Speed	Best Lap by
5.236	77.611	57.638	79.133	41 - Kieran MURRAY

### Clerk of the Course.

Orbits

Sig : Time :  
 Chief Timekeeper : Ian Sharp (SMART Timing)  
 Results available at [www.smart-timing.co.uk](http://www.smart-timing.co.uk) and [www.speedhive.com](http://www.speedhive.com)



## KMSC National Motorcycle Racing AC

Scottish Pre-Injection 600

Knockhill 1.267 miles

Race 28 - 2nd Race

29/07/2018 14:15

Race (10 Laps) started at 14:49:37

Lap	Time of Day	Lap Tm	S1	S2	S3	SFSpd	S1Spd	Lap	Time of Day	Lap Tm	S1	S2	S3	SFSpd	S1Spd
<b>(22) William MASON</b>															
1	14:50:43.111	59.547	17.809	22.294	19.444	89.836	110.012	3	14:52:57.480	1:01.885	17.644	23.900	20.341	128.313	108.238
2	14:51:41.233	58.122	16.529	22.337	19.256	130.814	111.105	4	14:53:59.310	1:01.830	17.093	24.232	20.505	131.070	108.588
3	14:52:39.107	57.874	16.326	21.905	19.643	132.102	111.105	5	14:55:00.179	1:00.869	17.269	23.382	20.218	129.302	107.717
4	14:53:36.770	57.663	16.353	22.042	19.268	132.886	110.556	6	14:56:01.749	1:01.570	17.461	23.733	20.376	130.560	107.201
5	14:54:34.473	57.703	16.409	21.976	19.318	132.362	110.739	7	14:57:03.940	1:02.191	17.334	24.401	20.456	130.560	109.118
6	14:55:32.204	57.731	16.486	21.848	19.397	133.150	111.290	8	14:58:06.427	1:02.487	17.233	24.173	21.081	130.306	108.764
7	14:56:30.074	57.870	16.404	22.185	19.281	133.947	110.922	<b>(95) Michael MacKINNON</b>							
8	14:57:27.921	57.847	16.265	22.333	19.249	132.102	112.033	1	14:50:51.871	1:07.269	19.486	26.464	21.319	90.442	101.066
<b>(41) Kieran MURRAY</b>															
1	14:50:45.432	1:01.984	18.404	23.508	20.072	82.039	110.556	2	14:51:54.576	1:02.705	17.382	24.675	20.648	123.815	104.856
2	14:51:44.372	58.940	16.736	22.316	19.888	131.584	112.220	3	14:52:56.777	1:02.201	17.163	24.432	20.606	127.339	106.015
3	14:52:42.501	58.129	16.544	22.118	19.467	133.947	111.290	4	14:53:58.238	1:01.461	17.158	23.836	20.467	127.098	103.402
4	14:53:40.706	58.205	16.686	22.187	19.332	131.584	110.922	5	14:54:59.694	1:01.456	17.177	23.755	20.524	126.142	106.015
5	14:54:38.344	57.638	16.381	21.859	19.398	132.624	111.105	6	14:56:01.672	1:01.978	17.285	24.098	20.595	128.313	107.372
6	14:55:36.589	58.245	16.464	22.428	19.353	132.362	110.739	7	14:57:04.899	1:03.227	17.282	24.898	21.047	124.968	106.183
7	14:56:34.654	58.065	16.672	22.103	19.290	131.842	111.474	8	14:58:07.043	1:02.144	17.085	23.961	21.098	127.339	105.020
8	14:57:33.157	58.503	16.840	22.421	19.242	128.559	112.033	<b>(70) Simon HARDY</b>							
<b>(15) Jon DICKIE</b>															
1	14:50:44.736	1:01.288	18.255	23.166	19.867	88.767	111.846	1	14:50:52.963	1:08.195	19.480	27.026	21.689	88.416	103.882
2	14:51:44.187	59.451	16.875	22.733	19.843	129.551	111.846	2	14:51:55.806	1:02.843	17.618	24.377	20.848	126.380	105.848
3	14:52:44.633	1:00.446	16.957	23.197	20.292	128.559	112.597	3	14:52:57.753	1:01.947	17.721	23.962	20.264	132.362	108.064
4	14:53:44.199	59.566	17.189	22.600	19.777	125.201	111.660	4	14:54:00.935	1:03.182	17.571	24.611	21.000	125.201	107.544
5	14:54:43.756	59.557	16.949	22.689	19.919	128.313	111.290	5	14:55:03.184	1:02.249	17.605	24.214	20.430	130.814	111.290
6	14:55:44.118	1:00.362	16.848	22.351	21.163	130.053	112.033	6	14:56:03.850	1:00.666	17.178	23.341	20.147	128.805	107.201
7	14:56:43.908	59.790	16.852	22.768	20.170	128.805	110.374	7	14:57:05.318	1:01.468	17.144	23.856	20.468	128.805	108.064
8	14:57:43.782	59.874	17.025	22.951	19.898	126.380	110.922	8	14:58:07.209	1:01.891	17.397	23.513	20.981	124.273	108.764
<b>(8) Patryk MOTYKA</b>															
1	14:50:46.404	1:03.020	18.173	24.616	20.231	93.076	100.611	<b>(21) Andy LOCK</b>							
2	14:51:46.920	1:00.516	17.162	23.391	19.963	126.380	106.520	1	14:50:50.327	1:06.269	18.860	26.216	21.193	93.205	105.681
3	14:52:48.009	1:01.089	17.322	23.666	20.101	126.857	106.689	2	14:51:53.579	1:03.252	17.470	24.805	20.977	129.302	104.692
4	14:53:48.833	1:00.824	17.418	23.334	20.072	123.133	105.681	3	14:52:56.778	1:03.199	17.356	24.389	21.454	129.551	105.515
5	14:54:49.299	1:00.466	17.414	23.165	19.887	122.236	105.515	4	14:54:00.703	1:03.925	17.826	24.921	21.178	115.903	106.351
6	14:55:49.769	1:00.470	17.127	23.497	19.846	127.339	106.689	5	14:55:02.762	1:02.059	17.307	24.428	20.324	131.326	106.015
7	14:56:50.000	1:00.231	17.063	23.489	19.679	127.581	105.349	6	14:56:03.636	1:00.874	17.161	23.466	20.247	130.560	107.030
8	14:57:49.726	59.726	16.793	23.193	19.740	128.805	105.848	7	14:57:05.484	1:01.848	16.903	24.025	20.920	127.824	108.413
<b>(88) Andrew JONES-LOFTING</b>															
1	14:50:53.602	1:08.451	19.998	26.689	21.764	92.435	103.721	8	14:58:08.291	1:02.807	17.083	24.073	21.651	128.559	107.890
2	14:51:58.029	1:04.427	18.129	25.036	21.262	124.044	105.515	<b>(17) Scott MILNE</b>							
3	14:53:02.128	1:04.099	17.686	25.428	20.985	129.551	103.402	1	14:50:55.922	1:10.143	20.158	27.965	22.020	89.957	93.857
4	14:54:05.806	1:03.678	17.713	24.628	21.337	128.313	104.856	2	14:52:01.569	1:05.647	18.900	25.742	21.005	117.321	95.459
5	14:55:10.641	1:04.835	18.585	25.197	21.053	124.504	102.768	3	14:53:06.383	1:04.814	18.676	25.207	20.931	118.985	102.768
6	14:56:13.735	1:03.094	17.850	24.186	21.058	124.968	104.366	4	14:54:12.847	1:06.464	18.876	26.398	21.190	122.908	100.762
7	14:57:17.059	1:03.324	17.504	25.162	20.658	127.824	99.566	5	14:55:19.225	1:06.378	19.196	26.038	21.144	116.709	97.682
8	14:58:20.346	1:03.287	17.740	24.616	20.931	127.339	101.524	6	14:56:25.412	1:06.187	19.106	25.881	21.200	119.835	95.323
<b>(60) Dougie BROWN</b>															
1	14:50:56.086	1:10.817	19.944	28.311	22.562	96.005	100.762	7	14:57:31.151	1:05.739	18.738	25.751	21.250	121.572	100.914
2	14:52:03.848	1:07.762	20.219	25.839	21.704	105.681	93.988	<b>(31) Darren ANDERSON</b>							
3	14:53:10.818	1:06.970	19.060	25.719	22.191	117.321	100.460	1	14:50:57.132	1:10.187	20.652	27.551	21.984	87.266	90.564
4	14:54:17.054	1:06.236	18.847	25.691	21.698	117.116	100.310	2	14:52:04.564	1:07.432	19.955	25.974	21.503	95.595	95.731
5	14:55:25.077	1:08.023	19.307	26.727	21.989	116.709	100.310	3	14:53:12.154	1:07.590	20.124	26.237	21.229	95.323	100.161
6	14:56:33.145	1:08.068	18.978	25.702	23.388	114.910	99.419	4	14:54:18.760	1:06.606	19.181	25.832	21.593	100.310	100.611
7	14:57:38.103	1:04.958	18.749	24.970	21.239	111.290	101.011	5	14:55:25.815	1:07.055	19.510	26.038	21.507	100.762	98.111
<b>(38) Mark LANGLANDS</b>															
1	14:50:52.397	1:07.229	18.756	27.179	21.294	93.726	108.413	6	14:56:33.516	1:07.701	19.565	26.178	21.958	99.714	97.117
2	14:51:55.595	1:03.198	17.568	24.586	21.044	127.098	107.890	7	14:57:40.208	1:06.692	19.655	25.841	21.196	92.054	100.011

Clerk of the Course.

 Sig : \_\_\_\_\_ Time : \_\_\_\_\_  
 Chief Timekeeper : Ian Sharp (SMART Timing)

 Results available at [www.smart-timing.co.uk](http://www.smart-timing.co.uk) and [www.speedhive.com](http://www.speedhive.com)

Printed: 29/07/2018 15:10:12



## KMSC National Motorcycle Racing AC

Scottish Pre-Injection 600

Knockhill 1.267 miles

Race 28 - 2nd Race

29/07/2018 14:15

Race (10 Laps) started at 14:49:37

Lap	Time of Day	Lap Tm	S1	S2	S3	SFSpd	S1Spd	Lap	Time of Day	Lap Tm	S1	S2	S3	SFSpd	S1Spd
<b>(23) Paul REID</b>															
1	14:51:00.232	<b>1:14.420</b>	21.581			90.320	93.595								
2	14:52:11.070	<b>1:10.838</b>	19.991			107.201	93.205								
3	14:53:21.353	<b>1:10.283</b>	<b>19.474</b>			<b>111.290</b>	<b>96.836</b>								
4	14:54:32.184	<b>1:10.831</b>	20.217			106.015	87.722								
5	14:55:45.295	<b>1:13.111</b>	21.040			103.402	78.214								
6	14:56:58.115	<b>1:12.820</b>	20.766			98.688	86.590								
7	14:58:09.687	<b>1:11.572</b>	20.425			106.689	90.932								
<b>(93) Lee SEAGER</b>															
1	14:50:51.496	<b>1:07.126</b>	19.207	26.445	21.474	87.040	97.824								
2	14:51:54.840	<b>1:03.344</b>	18.021	24.631	20.692	123.360	104.692								
3	14:52:57.176	<b>1:02.336</b>	17.529	24.035	20.772	<b>127.581</b>	104.529								
4	14:54:00.972	<b>1:03.796</b>	18.063	24.434	21.299	126.142	99.419								
5	14:55:02.117	<b>1:01.145</b>	17.258	23.719	20.168	127.339	<b>105.848</b>								
6	14:56:02.672	<b>1:00.555</b>	17.463	<b>23.076</b>	<b>20.016</b>	125.670	102.611								
7	14:57:04.645	<b>1:01.973</b>	17.544	23.849	20.580	125.670	104.366								
8	14:58:06.934	<b>1:02.289</b>	<b>17.190</b>	23.690	21.409	124.735	105.020								
<b>(17) Gary WHITEFORD</b>															
1	14:50:50.711	<b>1:06.552</b>	19.228			90.442	101.524								
2	14:51:53.752	<b>1:03.041</b>	17.727			125.905	105.184								
3	14:52:56.408	<b>1:02.656</b>	17.649			127.824	107.372								
4	14:54:00.020	<b>1:03.612</b>	17.603			126.380	104.692								
5	14:55:03.781	<b>1:03.761</b>	17.612			<b>129.302</b>	<b>107.544</b>								
6	14:56:05.923	<b>1:02.142</b>	<b>17.229</b>			128.805	105.184								
<b>(32) John MacDONALD</b>															
1	14:50:48.700	<b>1:04.571</b>	18.778	24.275	21.518	85.815	<b>101.987</b>								
2	14:51:50.933	<b>1:02.233</b>	17.981	23.559	<b>20.693</b>	119.196	100.011								
3	14:52:52.203	<b>1:01.270</b>	<b>17.470</b>	<b>23.086</b>	20.714	<b>120.697</b>	100.611								

Clerk of the Course.

Sig : Time :

Chief Timekeeper : Ian Sharp (SMART Timing)

Results available at [www.smart-timing.co.uk](http://www.smart-timing.co.uk) and [www.speedhive.com](http://www.speedhive.com)

Printed: 29/07/2018 15:10:12

Orbits



## KMSC National Motorcycle Racing AC

## Lapchart

Scottish Pre-Injection 600

Knockhill 1.267 miles

Race 28 - 2nd Race

29/07/2018 14:15

Race (10 Laps) started at 14:49:37

Competitors	Laps										
	0	1	2	3	4	5	6	7	8		
Patryk MOTYKA (8)	1	8	22	22	22	22	22	22	22	22	
Kieran MURRAY (41)	2	41	15	15	41	41	41	41	41	41	
Jon DICKIE (15)	3	15	41	41	15	15	15	15	15	15	
Andrew CRAIGMILE (92)	4	92	8	8	8	8	8	8	8	8	
William MASON (22)	5	22	92	92	92	92	92	92	92	92	
Andy LOCK (21)	6	21	32	32	32	75	75	75	54	54	
Cameron ROBB (54)	7	54	75	75	75	54	54	54	75	75	
John MacDONALD (32)	8	32	21	54	54	95	95	95	38	38	
Gary WHITEFORD (17)	9	17	54	21	17	38	38	38	93	93	
Harry PULLAR (75)	10	75	17	17	95	17	93	93	95	95	
Lee SEAGER (93)	11	93	93	95	21	21	21	21	70	70	
Michael MacKINNON (95)	12	95	95	93	93	70	70	70	21	21	
Simon HARDY (70)	13	70	38	38	38	93	17	17	88	88	
Andrew JONES-LOFTING (88)	14	88	70	70	70	88	88	88	117		
Mark LANGLANDS (38)	15	38	88	88	88	117	117	117	60		
Dougie BROWN (60)	16	60	117	117	117	60	60	60	31		
Scott MILNE (117)	17	117	60	60	60	31	31	31	23		
Paul REID (23)	18	23	31	31	31	23	23	23			
Darren ANDERSON (31)	19	31	23	23	23						
-	20										
-	21										

Clerk of the Course.

Sig : Time :

Chief Timekeeper : Ian Sharp (SMART Timing)

Results available at [www.smart-timing.co.uk](http://www.smart-timing.co.uk) and [www.speedhive.com](http://www.speedhive.com)

Printed: 29/07/2018 15:10:42

Orbits



## KMSC National Motorcycle Racing AC


KMSC Pre-Injection 600

Knockhill 1.267 miles

Race 33 - 3rd Race

29/07/2018 15:30

Race (10 Laps)



POLE POSITION

<b>3</b> 15 Jon DICKIE	<b>2</b> 41 Kieran MURRAY	<b>1</b> 22 William MASON	<b>1</b>
<b>6</b> 54 Cameron ROBB	<b>5</b> 92 Andrew CRAIGMILE	<b>4</b> 8 Patryk MOTYKA	<b>2</b>
<b>9</b> 95 Michael MacKINNON	<b>8</b> 38 Mark LANGLANDS	<b>7</b> 75 Harry PULLAR	<b>3</b>
<b>12</b> 88 Andrew JONES-LOFTING	<b>11</b> 21 Andy LOCK	<b>10</b> 70 Simon HARDY	<b>4</b>
<b>15</b> 31 Darren ANDERSON	<b>14</b> 60 Dougie BROWN	<b>13</b> 117 Scott MILNE	<b>5</b>
<b>18</b> 17 Gary WHITEFORD	<b>17</b> 93 Lee SEAGER	<b>16</b> 23 Paul REID	<b>6</b>
<b>21</b> 68 Paul WISHART	<b>20</b> 51 Neil MUNRO	<b>19</b> 32 John MacDONALD	<b>7</b>

Clerk of the Course.

Orbits

Sig :                      Time :  
 Chief Timekeeper : Ian Sharp (SMART Timing)  
 Results available at [www.smart-timing.co.uk](http://www.smart-timing.co.uk) and [www.speedhive.com](http://www.speedhive.com)





# Race Results

## KMSC National Motorcycle Racing AC

Sorted on Laps

KMSC Lightweights

Knockhill 1.267 miles

Race 29 - 3rd Race

29/07/2018 14:30

Race (10 Laps) started at 15:10:28

Pos	No.	Name	Make/Model	CC	Class	Laps	Total Tm	Diff	Best Tm	In Lap	Avg. Speed
1	155	Scott CAMPBELL	Kawasaki	ER6 650	SL	10	10:07.304		59.652	6	75.104
2	21	Grant REID	Kawasaki	ER6	SL	10	10:13.041	5.737	1:00.095	5	74.401
3	88	Lewis NICOL	Suzuki	SV650	SL	10	10:18.483	11.179	59.907	10	73.746
4	34	Kenneth THIRLWALL	Kawasaki	ER6	SL	10	10:28.321	21.017	1:00.266	7	72.592
5	15	Finlay MILNE	Suzuki	SV650	SL	10	10:45.951	38.647	1:02.650	9	70.610
6	13	Andrew BARTON	Kawasaki	ER650	SL	10	10:46.421	39.117	1:01.982	9	70.559
7	74	Christine WATSON	Kawasaki	ER6	SL	10	10:56.874	49.570	1:03.791	7	69.436
8	800	Gordon CLARK	Kawasaki	ER6 650	SL	10	10:57.440	50.136	1:03.656	10	69.377
9	47	Joel BAVIDGE	Suzuki	Sv650	SL	10	11:07.915	1:00.611	1:04.754	3	68.289

### Not classified

DNF	22	Allan BROWN	Suzuki	SV650	SL	1	1:16.499	DNF	1:10.136	1	59.623
DNS	85	Steven HORNE	Kawasaki	ER6	SL			DNS		0	-
DNS	84	Paul MAGNAY	Suzuki	SV650	SL			DNS		0	-
DNS	31	Torquil PATERSON	Suzuki	SV650	SL			DNS		0	-
DNS	66	Kevin WATRET	Kawasaki	ER6	SL			DNS		0	-
DNS	7	Raymond DUGUID	Yamaha	TRX850	SL			DNS		0	-
DNS	55	Tom ROBINSON	Aprilia	RSV 450	SL			DNS		0	-
DNS	12	Jimmy MUIR	Yamaha	FZR400	SL			DNS		0	-
DNS	33	Patrick POLLARD	Suzuki	SV650	SL			DNS		0	-

### Announcements

Bike No.34 - Racetime includes 10 second Jump Start penalty.

Margin of Victory	Avg. Speed	Best Lap Tm	Best Speed	Best Lap by
5.737	75.104	59.652	76.462	155 - Scott CAMPBELL

Clerk of the Course.

Orbits

Sig : Time :

Chief Timekeeper : Ian Sharp (SMART Timing)

 Results available at [www.smart-timing.co.uk](http://www.smart-timing.co.uk) and [www.speedhive.com](http://www.speedhive.com)

Printed: 29/07/2018 15:23:07



## KMSC National Motorcycle Racing AC

### KMSC Lightweights

Knockhill 1.267 miles

### Race 29 - 3rd Race

29/07/2018 14:30

### Race (10 Laps) started at 15:10:28

Lap	Time of Day	Lap Tm	S1	S2	S3	SFSpd	S1Spd	Lap	Time of Day	Lap Tm	S1	S2	S3	SFSpd	S1Spd
<b>(155) Scott CAMPBELL</b>															
1	15:11:35.288	<b>1:01.354</b>	17.669	23.457	20.228	87.040	106.520	1	15:11:44.678	<b>1:09.242</b>	20.012	26.958	22.272	87.837	95.868
2	15:12:35.760	<b>1:00.472</b>	17.369	23.018	20.085	124.273	106.015	2	15:12:50.769	<b>1:06.091</b>	18.725	25.610	21.756	117.940	101.987
3	15:13:35.835	<b>1:00.075</b>	17.018	23.084	19.973	124.968	106.015	3	15:13:55.195	<b>1:04.426</b>	18.185	25.024	21.217	120.915	101.678
4	15:14:35.876	<b>1:00.041</b>	17.173	22.911	19.957	121.792	106.351	4	15:14:59.795	<b>1:04.600</b>	18.100	25.132	21.368	121.792	103.402
5	15:15:35.847	<b>59.971</b>	<b>16.969</b>	22.994	20.008	124.273	<b>107.372</b>	5	15:16:04.443	<b>1:04.648</b>	18.454	24.987	21.207	119.621	102.611
6	15:16:35.499	<b>59.652</b>	16.977	22.751	<b>19.924</b>	122.236	106.351	6	15:17:09.397	<b>1:04.954</b>	18.220	25.629	21.105	122.683	103.402
7	15:17:35.321	<b>59.822</b>	17.021	<b>22.659</b>	20.142	124.504	107.030	7	15:18:13.188	<b>1:03.791</b>	<b>17.855</b>	24.805	21.131	<b>125.435</b>	<b>104.529</b>
8	15:18:35.313	<b>59.992</b>	17.122	22.784	20.086	124.968	107.030	8	15:19:17.448	<b>1:04.260</b>	18.201	24.822	21.237	119.621	104.204
9	15:19:35.403	<b>1:00.090</b>	17.096	22.856	20.138	<b>126.142</b>	106.351	9	15:20:21.355	<b>1:03.907</b>	18.262	<b>24.542</b>	<b>21.103</b>	118.985	102.298
10	15:20:26.086	<b>1:00.683</b>	17.174	23.200	20.309	124.968	107.372	10	15:21:25.656	<b>1:04.301</b>	18.155	24.755	21.391	122.014	103.561
<b>(21) Grant REID</b>															
1	15:11:36.908	<b>1:02.723</b>	18.191	23.791	20.741	86.257	104.366	<b>(800) Gordon CLARK</b>							
2	15:12:38.063	<b>1:01.155</b>	17.275	23.343	20.537	124.735	104.204	1	15:11:40.755	<b>1:06.151</b>	18.913	25.582	21.656	87.494	103.561
3	15:13:38.613	<b>1:00.550</b>	17.020	23.111	20.419	125.905	105.184	2	15:12:45.397	<b>1:04.642</b>	18.123			118.356	103.402
4	15:14:38.876	<b>1:00.263</b>	16.950	23.010	<b>20.303</b>	124.735	105.184	3	15:13:52.602	<b>1:07.205</b>	18.642			119.409	101.678
5	15:15:38.971	<b>1:00.095</b>	<b>16.907</b>	<b>22.845</b>	20.343	124.968	<b>105.349</b>	4	15:14:57.850	<b>1:05.248</b>	18.444	25.533	21.271	115.903	103.242
6	15:16:39.428	<b>1:00.457</b>	17.196	22.872	20.389	125.201	104.856	5	15:16:03.947	<b>1:06.097</b>	19.020			118.985	101.832
7	15:17:39.673	<b>1:00.245</b>	17.007	22.912	20.326	<b>126.142</b>	104.856	6	15:17:08.814	<b>1:04.867</b>	18.495			120.265	103.242
8	15:18:40.213	<b>1:00.540</b>	17.178	22.852	20.510	125.905	104.856	7	15:18:14.229	<b>1:05.415</b>	18.172			<b>123.360</b>	104.043
9	15:19:40.948	<b>1:00.735</b>	17.202	23.123	20.410	125.670	104.856	8	15:19:18.656	<b>1:04.427</b>	18.386	<b>25.078</b>	<b>20.963</b>	114.518	<b>105.020</b>
10	15:20:41.823	<b>1:00.875</b>	17.289	23.053	20.533	124.968	105.020	9	15:20:22.566	<b>1:03.910</b>	18.297			120.049	103.882
<b>(47) Joel BAVIDGE</b>															
1	15:11:43.142	<b>1:07.520</b>				20.052		10	15:21:26.222	<b>1:03.656</b>	<b>18.038</b>			121.572	104.204
2	15:12:48.834	<b>1:05.692</b>				18.738		<b>(7) Joel BAVIDGE</b>							
3	15:13:53.588	<b>1:04.754</b>	18.414					1	15:11:43.142	<b>1:07.520</b>	20.052			87.952	100.161
4	15:14:59.769	<b>1:06.181</b>	18.633					2	15:12:48.834	<b>1:05.692</b>	18.738			119.621	98.254
5	15:16:06.524	<b>1:06.755</b>	19.272					3	15:13:53.588	<b>1:04.754</b>	18.414			120.265	99.714
6	15:17:12.585	<b>1:06.061</b>	18.957					4	15:14:59.769	<b>1:06.181</b>	18.633			120.480	100.310
7	15:18:18.220	<b>1:05.635</b>	18.730					5	15:16:06.524	<b>1:06.755</b>	19.272			118.356	100.310
8	15:19:23.691	<b>1:05.471</b>	<b>18.401</b>					6	15:17:12.585	<b>1:06.061</b>	18.957			120.049	100.011
9	15:20:30.120	<b>1:06.429</b>	18.950					7	15:18:18.220	<b>1:05.635</b>	18.730			<b>122.236</b>	99.419
10	15:21:36.697	<b>1:06.577</b>	18.909					8	15:19:23.691	<b>1:05.471</b>	<b>18.401</b>			119.621	<b>100.762</b>
<b>(22) Allan BROWN</b>															
1	15:11:45.281	<b>1:10.136</b>	20.316	27.477	22.343	82.543	91.802	9	15:20:30.120	<b>1:06.429</b>	18.950			118.985	98.398
<b>(34) Kenneth THIRLWALL</b>															
1	15:11:37.519	<b>1:03.315</b>	18.598	23.955	20.762	86.368	104.692	10	15:21:36.697	<b>1:06.577</b>	18.909			119.196	97.682
2	15:12:39.154	<b>1:01.635</b>	17.580	23.470	20.585	125.670	<b>105.349</b>	<b>(15) Finlay MILNE</b>							
3	15:13:40.338	<b>1:01.184</b>	17.315	23.490	20.379	<b>126.857</b>	104.692	1	15:11:41.299	<b>1:05.898</b>	19.433	24.942	21.523	87.266	97.257
4	15:14:41.915	<b>1:01.577</b>	17.369	23.518	20.690	125.435	104.204	2	15:12:46.148	<b>1:04.849</b>	18.111	25.241	21.497	118.356	97.540
5	15:15:43.749	<b>1:01.834</b>	17.517	23.457	20.860	124.735	104.366	3	15:13:52.224	<b>1:06.076</b>	17.978	26.449	21.649	118.775	95.323
6	15:16:44.887	<b>1:01.138</b>	17.365	23.209	20.564	125.201	104.856	4	15:14:56.081	<b>1:03.857</b>	18.064	24.475	21.318	117.321	96.976
7	15:17:45.153	<b>1:00.266</b>	<b>17.041</b>	22.932	<b>20.293</b>	125.905	104.856	5	15:15:59.715	<b>1:03.634</b>	17.978	24.391	21.265	117.526	96.558
8	15:18:45.711	<b>1:00.558</b>	17.140	22.932	20.486	125.905	105.184	6	15:17:03.265	<b>1:03.550</b>	17.965	24.391	21.194	117.733	96.976
9	15:19:46.361	<b>1:00.650</b>	17.240	<b>22.923</b>	20.487	125.670	104.043	7	15:18:06.332	<b>1:03.067</b>	17.750	24.133	21.184	118.147	<b>98.111</b>
10	15:20:47.103	<b>1:00.742</b>	17.045	23.128	20.569	125.435	104.204	8	15:19:09.232	<b>1:02.900</b>	17.722	24.201	<b>20.977</b>	117.940	96.976
<b>(15) Finlay MILNE</b>															
1	15:11:41.299	<b>1:05.898</b>	19.433	24.942	21.523	87.266	97.257	9	15:20:11.882	<b>1:02.650</b>	17.732	<b>23.907</b>	21.011	118.565	98.111
2	15:12:46.148	<b>1:04.849</b>	18.111	25.241	21.497	118.356	97.540	10	15:21:14.733	<b>1:02.851</b>	<b>17.666</b>	24.032	21.153	<b>119.196</b>	96.558
3	15:13:52.224	<b>1:06.076</b>	17.978	26.449	21.649	118.775		<b>(13) Andrew BARTON</b>							
4	15:14:56.081	<b>1:03.857</b>	18.064	24.475	21.318	117.321	96.976	1	15:11:42.414	<b>1:07.022</b>	19.868	25.780	21.374	89.716	96.419
5	15:15:59.715	<b>1:03.634</b>	17.978	24.391	21.265	117.526	96.558	2	15:12:47.730	<b>1:05.316</b>	18.290	25.189	21.837	117.321	101.371
6	15:17:03.265	<b>1:03.550</b>	17.965	24.391	21.194	117.733	96.976	3	15:13:52.766	<b>1:05.036</b>	18.277	25.532	21.227	120.049	100.762
7	15:18:06.332	<b>1:03.067</b>	17.750	24.133	21.184	118.147	<b>98.111</b>	4	15:14:58.249	<b>1:05.483</b>	18.653	25.614	21.216	115.107	101.987
8	15:19:09.232	<b>1:02.900</b>	17.722	24.201	<b>20.977</b>	117.940	96.976	5	15:16:01.623	<b>1:03.374</b>	18.140	24.470	20.764	122.014	100.762
9	15:20:11.882	<b>1:02.650</b>	17.732	<b>23.907</b>	21.011	118.565	98.111	6	15:17:05.086	<b>1:03.463</b>	18.486	24.284	20.693	<b>123.815</b>	101.066
10	15:21:14.733	<b>1:02.851</b>	<b>17.666</b>	24.032	21.153	<b>119.196</b>	96.558	7	15:18:08.112	<b>1:03.026</b>	17.922	24.357	20.747	123.133	101.524
<b>(74) Christine WATSON</b>															
1	15:11:42.414	<b>1:07.022</b>	19.868	25.780	21.374	89.716	96.419	8	15:19:11.010	<b>1:02.898</b>	18.112	24.302	20.484	122.459	101.832
2	15:12:47.730	<b>1:05.316</b>	18.290	25.189	21.837	117.321	101.371	9	15:20:12.992	<b>1:01.982</b>	<b>17.649</b>	23.926	<b>20.407</b>	123.133	<b>103.084</b>
3	15:13:52.766	<b>1:05.036</b>	18.277	25.532	21.227	120.049	100.762	10	15:21:15.203	<b>1:02.211</b>	17.799	<b>23.844</b>	20.568	122.014	101.371
4	15:14:58.249	<b>1:05.483</b>	18.653	25.614	21.216	115.107	101.987	<b>(13) Andrew BARTON</b>							
5	15:16:01.623	<b>1:03.374</b>	18.140	24.470	20.764	122.014	100.762	1	15:11:42.414	<b>1:07.022</b>	19.868	25.780	21.374	89.716	96.419
6	15:17:05.086	<b>1:03.463</b>	18.486	24.284	20.693	<b>123.815</b>	101.066	2	15:12:47.730	<b>1:05.316</b>	18.290	25.189	21.8		



# Race Results

## KMSC National Motorcycle Racing AC

Lapchart

KMSC Lightweights

Knockhill 1.267 miles

Race 29 - 3rd Race

29/07/2018 14:30

Race (10 Laps) started at 15:10:28

Competitors	Laps											
	0	1	2	3	4	5	6	7	8	9	10	
Scott CAMPBELL (155)	1	155	155	155	155	155	155	155	155	155	155	155
Grant REID (21)	2	21	21	21	21	21	21	21	21	21	21	21
Kenneth THIRLWALL (34)	3	34	34	34	34	34	34	34	34	34	34	34
Lewis NICOL (88)	4	88	88	88	88	88	88	88	88	88	88	88
Gordon CLARK (800)	5	800	800	800	15	15	15	15	15	15	15	15
Allan BROWN (22)	6	22	15	15	800	800	13	13	13	13	13	13
Andrew BARTON (13)	7	13	13	13	13	13	800	800	74	74	74	74
Finlay MILNE (15)	8	15	47	47	47	47	74	74	800	800	800	800
Christine WATSON (74)	9	74	74	74	74	74	47	47	47	47	47	47
Joel BAVIDGE (47)	10	47	22									
-	11											
-	12											
-	13											
-	14											
-	15											
-	16											
-	17											
-	18											

Clerk of the Course.

Sig : Time :  
Chief Timekeeper : Ian Sharp (SMART Timing)

Results available at [www.smart-timing.co.uk](http://www.smart-timing.co.uk) and [www.speedhive.com](http://www.speedhive.com)

Printed: 29/07/2018 15:23:58

Orbits



# Race Results

## KMSC National Motorcycle Racing AC

Sorted on Laps

KMSC 125's and KMSC F400's

Knockhill 1.267 miles

Race 30 - 5th Race

29/07/2018 14:45

Race (10 Laps) started at 15:26:54

Pos	No.	Name	Make/Model	CC	Class	Laps	Total Tm	Diff	Best Tm	In Lap	Avg. Speed
1	58	James McLAREN			F400	10	10:35.217		1:01.568	9	71.804
2	99	Marc GIBSON	Kawasaki	ZXR400	F400	10	11:08.990	33.773	1:03.587	7	68.179
3	55	Owen PATERSON	Aprilia	RS125	F125	10	11:11.882	36.665	1:05.124	9	67.885
4	118	Rod WALKER	Kawasaki	ZXR400	F400	10	11:12.130	36.913	1:05.103	9	67.860
5	117	Lianne MAYHEW	Kawasaki	ER6	F400	10	11:12.701	37.484	1:05.025	9	67.803
6	33	Declan CONNELL	Aprilia	RS125	F125	10	11:14.090	38.873	1:05.524	10	67.663
7	22	Ross MAGUIRE	Aprilia	RS125	F125	10	11:14.228	39.011	1:05.257	10	67.649
8	12	Jimmy MUIR	Aprilia	RS125	F125	10	11:14.699	39.482	1:04.837	10	67.602
9	122	Logan TURNER	Aprilia	RS125	F125	10	11:29.445	54.228	1:06.552	6	66.156
10	84	Samual LAIDLLOW	Aprilia	RS125	F125	10	11:40.797	1:05.580	1:08.273	5	65.084
11	27	Jordan HAY	Aprilia	RS125	F125	9	11:09.374	1 Lap	1:12.218	7	61.326
12	19	Fletcher McINALLY	Aprilia	RS125	F125	8	10:46.651	2 Laps	1:18.934	3	56.427

**Not classified**

DNF	16	Mia KELLAS	Aprilia	RS125	F125	4	5:06.072	DNF	1:13.333	3	59.608
DNS	590	Ian AITKEN	Suzuki	GSXR 400	F400			DNS		0	-
DNS	69	Mark BOWRAN	Kawasaki	ZXR400	F400			DNS		0	-

Margin of Victory	Avg. Speed	Best Lap Tm	Best Speed	Best Lap by
33.773	71.804	1:01.568	74.082	58 - James McLAREN

Clerk of the Course.

Orbits

Sig : Time :

Chief Timekeeper : Ian Sharp (SMART Timing)

 Results available at [www.smart-timing.co.uk](http://www.smart-timing.co.uk) and [www.speedhive.com](http://www.speedhive.com)

Printed: 29/07/2018 15:43:04



## KMSC National Motorcycle Racing AC

KMSC 125's and KMSC F400's

Knockhill 1.267 miles

Race 30 - 5th Race

29/07/2018 14:45

Race (10 Laps) started at 15:26:54

Lap	Time of Day	Lap Tm	S1	S2	S3	SFSpd	S1Spd	Lap	Time of Day	Lap Tm	S1	S2	S3	SFSpd	S1Spd
<b>(58) James McLAREN</b>															
1	15:28:04.658							1	15:28:12.524	<b>1:11.601</b>	21.399	26.872	23.330	71.467	82.341
2	15:29:07.782	<b>1:04.764</b>	18.976	24.337	21.451	75.233	95.459	2	15:29:20.784	<b>1:08.260</b>	19.626	25.533	23.101	99.419	82.645
3	15:30:10.534	<b>1:02.752</b>	17.974	23.561	21.217	116.304	94.785	3	15:30:27.341	<b>1:06.557</b>	19.409	24.841	22.307	99.419	82.645
4	15:31:12.871	<b>1:02.337</b>	17.843	23.624	20.870	114.910	95.053	4	15:31:33.523	<b>1:06.182</b>	19.290	24.794	22.098	100.161	83.054
5	15:32:16.015	<b>1:03.144</b>	17.965	23.735	21.444	<b>117.321</b>	94.651	5	15:32:39.484	<b>1:05.961</b>	19.118	24.627	22.216	100.611	83.157
6	15:33:18.696	<b>1:02.681</b>	17.824	23.977	20.880	113.935	94.252	6	15:33:45.785	<b>1:06.301</b>	19.200	24.932	22.169	100.011	82.747
7	15:34:22.271	<b>1:03.575</b>	17.857	24.824	20.894	115.504	95.595	7	15:34:52.252	<b>1:06.467</b>	19.157	24.870	22.440	100.611	82.951
8	15:35:24.752	<b>1:02.481</b>	17.962	23.658	20.861	115.703	90.809	8	15:35:57.565	<b>1:05.313</b>	19.067	24.477	<b>21.769</b>	<b>100.762</b>	<b>83.260</b>
9	15:36:26.320	<b>1:01.568</b>	<b>17.655</b>	<b>23.350</b>	<b>20.563</b>	113.935	94.252	9	15:37:02.987	<b>1:05.422</b>	<b>18.869</b>	24.599	21.954	100.611	83.054
10	15:37:29.233	<b>1:02.913</b>	17.722	24.016	21.175	116.709	<b>96.143</b>	10	15:38:08.244	<b>1:05.257</b>	18.996	<b>24.247</b>	22.014	100.611	82.951
<b>(99) Marc GIBSON</b>															
1	15:28:11.503	<b>1:09.840</b>	20.731	26.614	22.495	80.081	89.002	<b>(12) Jimmy MUIR</b>							
2	15:29:19.813	<b>1:08.310</b>	19.053	26.608	22.649	108.764	89.957	1	15:28:12.064	<b>1:11.199</b>	21.133	26.624	23.442	71.696	<b>84.732</b>
3	15:30:26.268	<b>1:06.455</b>	19.255	25.333	21.867	109.296	89.596	2	15:29:20.906	<b>1:08.842</b>	19.858	26.444	22.540	99.714	82.442
4	15:31:32.576	<b>1:06.308</b>	18.901	25.387	22.020	110.739	91.179	3	15:30:27.479	<b>1:06.573</b>	19.381	25.333	21.859	98.688	83.675
5	15:32:38.582	<b>1:06.006</b>	18.841	25.144	22.021	110.374	91.055	4	15:31:33.695	<b>1:06.216</b>	19.417	25.019	21.780	101.218	84.412
6	15:33:44.785	<b>1:06.203</b>	18.527	25.944	21.732	110.012	<b>94.252</b>	5	15:32:39.751	<b>1:06.056</b>	19.179	24.951	21.926	<b>102.454</b>	<b>83.467</b>
7	15:34:48.372	<b>1:03.587</b>	<b>18.141</b>	<b>24.719</b>	<b>20.727</b>	112.408	92.054	6	15:33:45.991	<b>1:06.240</b>	19.686	24.919	21.635	100.011	83.260
8	15:35:53.647	<b>1:05.275</b>	18.713	25.144	21.418	111.474	90.564	7	15:34:52.609	<b>1:06.618</b>	19.245	25.534	21.839	102.142	83.885
9	15:36:57.977	<b>1:04.330</b>	18.677	24.768	20.885	110.012	90.932	8	15:35:58.452	<b>1:05.843</b>	19.305	24.926	21.612	100.011	83.363
10	15:38:03.006	<b>1:05.029</b>	18.739	24.806	21.484	<b>113.166</b>	91.677	9	15:37:03.878	<b>1:05.426</b>	19.047	24.773	<b>21.606</b>	100.011	82.849
<b>(122) Logan TURNER</b>															
1	15:28:09.413	<b>1:09.123</b>	20.210	25.917	22.996	70.270	80.465	1	15:28:13.198	<b>1:11.927</b>	22.303			71.467	78.765
2	15:29:16.866	<b>1:07.453</b>	19.374			94.785	80.658	2	15:29:23.617	<b>1:10.419</b>	20.216			99.714	82.442
3	15:30:23.414	<b>1:06.548</b>	19.109			96.697	80.561	3	15:30:31.001	<b>1:07.384</b>	19.767			98.398	83.675
4	15:31:29.769	<b>1:06.355</b>	18.887			97.540	80.755	4	15:31:39.060	<b>1:08.059</b>	20.260			<b>99.863</b>	80.176
5	15:32:35.747	<b>1:05.978</b>	18.846			96.836	80.368	5	15:32:46.105	<b>1:07.045</b>	19.790			97.682	80.272
6	15:33:42.570	<b>1:06.823</b>	18.939			96.976	80.561	6	15:33:52.657	<b>1:06.552</b>	<b>19.467</b>			97.257	<b>80.950</b>
7	15:34:48.610	<b>1:06.040</b>	19.051	24.996	<b>21.993</b>	96.836	80.368	7	15:35:00.820	<b>1:08.163</b>	19.822			97.399	78.672
8	15:35:55.266	<b>1:06.656</b>	18.938	25.011	22.707	97.967	80.853	8	15:36:08.101	<b>1:07.281</b>	19.589			95.868	80.950
9	15:37:00.390	<b>1:05.124</b>	<b>18.601</b>			97.117	<b>81.739</b>	9	15:37:15.667	<b>1:07.566</b>	19.840			95.188	80.658
10	15:38:05.898	<b>1:05.508</b>	18.657	<b>24.769</b>	22.082	<b>98.111</b>	81.540	10	15:38:23.461	<b>1:07.794</b>	19.677			96.143	79.985
<b>(118) Rod WALKER</b>															
1	15:28:10.378	<b>1:09.540</b>	20.184	26.589	22.767	76.000	92.308	<b>(84) Samuel LAIDLAW</b>							
2	15:29:19.087	<b>1:08.709</b>	19.759	26.251	22.699	108.588	91.179	1	15:28:12.866	<b>1:11.695</b>	21.465	26.816	23.414	69.398	<b>80.658</b>
3	15:30:24.918	<b>1:05.831</b>	18.582	25.218	22.031	110.922	91.928	2	15:29:21.572	<b>1:08.706</b>	20.295	25.696	<b>22.715</b>	97.824	79.136
4	15:31:31.252	<b>1:06.334</b>	19.036	25.245	22.053	110.556	91.427	3	15:30:30.442	<b>1:08.870</b>	20.205	25.712	22.953	<b>97.967</b>	78.765
5	15:32:37.113	<b>1:05.861</b>	18.466	25.192	22.203	110.012	91.802	4	15:31:39.628	<b>1:09.186</b>	20.261	26.140	22.785	96.281	78.488
6	15:33:44.203	<b>1:07.090</b>	19.134	25.640	22.316	109.832	91.427	5	15:32:47.901	<b>1:08.273</b>	<b>19.892</b>	<b>25.526</b>	22.855	96.419	79.323
7	15:34:50.511	<b>1:06.308</b>	19.049	25.209	22.050	110.374	91.677	6	15:33:56.684	<b>1:08.783</b>	20.160	25.868	22.755	94.518	78.580
8	15:35:55.885	<b>1:05.374</b>	18.562	25.184	<b>21.628</b>	111.660	<b>92.562</b>	7	15:35:05.815	<b>1:09.131</b>	19.954	26.019	23.158	94.919	78.488
9	15:37:00.988	<b>1:05.103</b>	18.495	<b>24.928</b>	21.680	<b>112.220</b>	92.181	8	15:36:14.968	<b>1:09.153</b>	20.142	25.947	23.064	94.518	78.950
10	15:38:06.146	<b>1:05.158</b>	<b>18.458</b>	25.034	21.666	110.739	92.435	9	15:37:24.664	<b>1:09.696</b>	20.532	25.856	23.308	93.465	77.761
<b>(117) Lianne MAYHEW</b>															
1	15:28:11.085	<b>1:10.331</b>	20.493	26.786	23.052	78.672	91.427	10	15:38:34.813	<b>1:10.149</b>	20.286	26.343	23.520	94.252	78.214
2	15:29:19.652	<b>1:08.567</b>	19.310	26.502	22.755	104.856	89.120	<b>(27) Jordan HAY</b>							
3	15:30:26.183	<b>1:06.531</b>	18.838	25.446	22.247	108.764	91.427	1	15:28:18.303	<b>1:16.153</b>	23.203	28.282	24.668	69.041	77.491
4	15:31:32.473	<b>1:06.290</b>	18.478	25.589	22.223	109.474	91.303	2	15:29:32.103	<b>1:13.800</b>	22.343	27.521	23.936	92.435	77.313
5	15:32:38.544	<b>1:06.071</b>	18.665	25.198	22.208	108.413	92.181	3	15:30:45.334	<b>1:13.231</b>	21.605	27.687	23.939	93.857	76.694
6	15:33:44.939	<b>1:06.395</b>	18.396	25.887	22.112	109.832	93.076	4	15:31:58.967	<b>1:13.633</b>	21.555	28.231	23.847	94.385	77.761
7	15:34:51.515	<b>1:06.576</b>	18.705	25.751	22.120	109.118	92.435	5	15:33:11.501	<b>1:12.534</b>	21.181	27.559	23.794	93.857	77.402
8	15:35:56.575	<b>1:05.060</b>	18.406	<b>24.888</b>	21.766	109.832	90.686	6	15:34:25.560	<b>1:14.059</b>	21.584	28.712	<b>23.763</b>	94.120	77.047
9	15:37:01.600	<b>1:05.025</b>	<b>18.132</b>	25.143	<b>21.750</b>	109.832	92.435	7	15:35:37.778	<b>1:12.218</b>	<b>21.087</b>	27.345	<b>23.786</b>	<b>94.919</b>	<b>77.941</b>
10	15:38:06.717	<b>1:05.117</b>	18.244	24.985	21.888	<b>111.105</b>	<b>94.252</b>	8	15:36:50.254	<b>1:12.476</b>	21.342	27.352	23.782	93.857	77.851
<b>(33) Declan CONNELL</b>															
1	15:28:10.851	<b>1:10.119</b>	21.085			69.686	83.885	9	15:38:03.390	<b>1:13.136</b>	22.061	<b>27.176</b>	23.899	94.385	76.958
2	15:29:18.945	<b>1:08.094</b>	19.134			101.987	84.200	<b>(19) Fletcher McINALLY</b>							
3	15:30:24.877	<b>1:05.932</b>	<b>18.860</b>			101.218	82.747	1	15:28:22.548	<b>1:20.195</b>	23.372	30.387	26.436	71.089	79.511
4	15:31:31.226	<b>1:06.349</b>	19.188			101.371	83.885	2	15:29:41.624	<b>1:19.076</b>	22.704	30.112	26.260	94.651	<b>79.985</b>
5	15:32:37.462	<b>1:06.236</b>	19.253			101.987	<b>85.054</b>	3	15:31:00.558	<b>1:18.934</b>	22.899	29.997	<b>26.038</b>	95.868	79.323
6	15:33:43.737	<b>1:06.275</b>	18.983			<b>102.926</b>	83.363	4	15:32:20.008	<b>1:19.450</b>	<b>22.600</b>	29.652	27.198	<b>96.005</b>	79.230
7															



**KMSC National Motorcycle Racing AC****Lapchart****KMSC 125's and KMSC F400's****Knockhill 1.267 miles****Race 30 - 5th Race****29/07/2018 14:45****Race (10 Laps) started at 15:26:54**

Competitors	Laps											
	0	1	2	3	4	5	6	7	8	9	10	
James McLAREN (58)	1	58	58	58	58	58	58	58	58	58	58	58
Owen PATERSON (55)	2	55	55	55	55	55	55	99	99	99	99	99
Declan CONNELL (33)	3	33	118	33	33	33	118	33	55	55	55	55
Lianne MAYHEW (117)	4	117	33	118	118	118	33	118	33	118	118	118
Rod WALKER (118)	5	118	117	117	117	117	117	99	118	117	117	117
Jimmy MUIR (12)	6	12	99	99	99	99	99	117	117	33	33	33
Ross MAGUIRE (22)	7	22	12	22	22	22	22	22	22	22	22	22
Samual LAIDLAW (84)	8	84	22	12	12	12	12	12	12	12	12	12
Logan TURNER (122)	9	122	84	84	84	122	122	122	122	122	122	122
Marc GIBSON (99)	10	99	122	122	122	84	84	84	84	84	84	84
Jordan HAY (27)	11	27	27	27	27	27	27	27	27	27	27	27
Fletcher McINALLY (19)	12	19	16	16	16	16	19	19	19	19		
Mia KELLAS (16)	13	16	19	19	19	19						
-	14											
-	15											

Clerk of the Course.

Sig : Time :

Chief Timekeeper : Ian Sharp (SMART Timing)

Results available at [www.smart-timing.co.uk](http://www.smart-timing.co.uk) and [www.speedhive.com](http://www.speedhive.com)

Printed: 29/07/2018 15:43:52

Orbits



# Race Results

## KMSC National Motorcycle Racing AC

Sorted on Laps

KMSC Formula 600

Knockhill 1.267 miles

Race 31 - 3rd Race

29/07/2018 15:00

Race (10 Laps) started at 15:46:42

Pos	No.	Name	Make/Model	CC	Class	Laps	Total Tm	Diff	Best Tm	In Lap	Avg. Speed
1	69	Rory SKINNER	Kawasaki	ZX6R	S6	10	9:22.248		55.066	5	81.122
2	2	Lewis PATERSON	Yamaha	R6 600	S6	10	9:24.825	2.577	55.389	3	80.752
3	12	William MONIE	Suzuki	GSXR600	S6	10	9:24.890	2.642	55.292	7	80.743
4	55	James McLAREN	Suzuki	GSXR600	S6	10	9:37.296	15.048	56.180	6	79.008
5	8	Jon DICKIE	Yamaha	R6 600	S6	10	9:38.446	16.198	56.183	8	78.851
6	26	Alan McGREGOR	Kawasaki	ZX6	S6	10	9:39.391	17.143	56.234	10	78.722
7	1	Bruce BIRNIE	Kawasaki	ZX6	S6	10	9:43.301	21.053	56.792	6	78.194
8	87	Steven ALLISON	Kawasaki	ZX6R 600	S6	10	9:53.974	31.726	57.957	7	76.789
9	58	Barry STEWART	Kawasaki	ZX6R 600	S6	10	9:56.906	34.658	58.179	9	76.412
10	11	Patrick FORMAN	Kawasaki	ZX6R 600	S6	10	9:57.365	35.117	58.019	4	76.354
11	5	Simon SMAIL	Triumph	Daytona 675R	S6	10	9:58.421	36.173	57.914	10	76.219
12	48	Mark FARRELL	Yamaha	R6 600	S6	10	10:00.212	37.964	58.175	9	75.991
13	76	Steven BEATTIE	Triumph	Daytona 675R	S6	10	10:00.689	38.441	58.538	8	75.931
14	28	Paul BOWERBANK	Yamaha	R6 600	S6	10	10:01.689	39.441	58.391	9	75.805
15	27	Andrew DONALD	Kawasaki	ZX6R 600	S6	10	10:14.107	51.859	59.888	5	74.272
16	6	James WILKEN	Yamaha	R6 600	S6	10	10:18.109	55.861	59.777	10	73.791
17	278	Paul MARSHALL	Kawasaki	ER6	S6	9	9:27.503	1 Lap	1:00.173	9	72.334
18	22	Chris SPELLMAN	Yamaha	R6 600	S6	9	9:28.718	1 Lap	1:00.886	9	72.180
19	45	Adam SIMPSON	Yamaha	R6	S6	9	9:30.829	1 Lap	1:01.631	7	71.913
20	52	John HODGE	Kawasaki	ZX6R	S6	9	9:31.652	1 Lap	1:00.491	8	71.809
21	25	Jim PURVIS	Yamaha	R6 600	S6	9	9:38.332	1 Lap	1:01.958	5	70.980
22	82	Scott SMITH	Suzuki	GSXR600	S6	9	9:50.237	1 Lap	1:03.595	5	69.548

### Not classified

DNS	85	Steve HORNE	Triumph	Daytona 675	S6			DNS		0	-
DNS	103	Richard DUNCAN	BMW	S1000RR	S6			DNS		0	-
DNS	64	Sam MUNRO	Kawasaki	ZX6R 600	S6			DNS		0	-
DNS	92	Christopher SCOTT	Yamaha	R6 600	S6			DNS		0	-
DNS	23	Graeme MacLEOD	Suzuki	GSXR600	S6			DNS		0	-

Margin of Victory	Avg. Speed	Best Lap Tm	Best Speed	Best Lap by
2.577	81.122	55.066	82.830	69 - Rory SKINNER

Clerk of the Course.

Orbits

Sig : Time :

Chief Timekeeper : Ian Sharp (SMART Timing)

 Results available at [www.smart-timing.co.uk](http://www.smart-timing.co.uk) and [www.speedhive.com](http://www.speedhive.com)

Printed: 29/07/2018 15:59:10



## KMSC National Motorcycle Racing AC

**KMSC Formula 600**
**Knockhill 1.267 miles**
**Race 31 - 3rd Race**
**29/07/2018 15:00**
**Race (10 Laps) started at 15:46:42**

Lap	Time of Day	Lap Tm	S1	S2	S3	SFSpd	S1Spd	Lap	Time of Day	Lap Tm	S1	S2	S3	SFSpd	S1Spd
<b>(69) Rory SKINNER</b>															
1	15:47:45.435	<b>57.628</b>	16.511	21.907	19.210	93.726	117.526	1	15:47:47.844	<b>59.345</b>	17.465	22.605	19.275	94.385	116.506
2	15:48:40.993	<b>55.558</b>	15.650	21.263	18.645	140.982	118.775	2	15:48:45.302	<b>57.458</b>	16.328	22.224	18.906	138.081	118.147
3	15:49:36.496	<b>55.503</b>	<b>15.611</b>	21.198	18.694	141.577	118.356	3	15:49:42.633	<b>57.331</b>	16.277	22.057	18.997	138.366	116.506
4	15:50:31.979	<b>55.483</b>	15.620	21.208	18.655	141.577	119.409	4	15:50:39.777	<b>57.144</b>	16.221	21.929	18.994	137.798	117.321
5	15:51:27.045	<b>55.066</b>	15.624	21.013	<b>18.429</b>	141.279	119.409	5	15:51:36.754	<b>56.977</b>	16.306	<b>21.783</b>	<b>18.888</b>	137.516	118.356
6	15:52:22.127	<b>55.082</b>	15.634	20.967	18.481	<b>141.877</b>	<b>119.621</b>	6	15:52:33.546	<b>56.792</b>	<b>15.966</b>	21.801	<b>19.025</b>	<b>139.227</b>	117.526
7	15:53:17.486	<b>55.359</b>	15.635	20.927	18.797	141.877	119.621	7	15:53:31.054	<b>57.508</b>	16.266	22.120	19.122	136.398	116.912
8	15:54:12.924	<b>55.438</b>	15.703	21.050	18.685	140.687	118.985	8	15:54:28.861	<b>57.807</b>	16.383	22.251	19.173	135.025	117.321
9	15:55:09.907	<b>56.983</b>	15.723	21.597	19.663	140.982	119.621	9	15:55:27.824	<b>58.963</b>	16.448	22.288	20.227	135.571	<b>118.565</b>
10	15:56:05.081	<b>55.174</b>	15.635	<b>20.878</b>	18.661	140.687	119.409	10	15:56:26.134	<b>58.310</b>	16.401	22.556	19.353	135.025	117.733
<b>(87) Steven ALLISON</b>															
1	15:47:49.240	<b>1:00.556</b>	18.182	22.667	19.707	94.252	<b>112.597</b>	1	15:47:47.844	<b>59.345</b>	17.465	22.605	19.275	94.385	116.506
2	15:48:48.474	<b>59.234</b>	17.115	22.492	19.627	124.273	112.220	2	15:48:45.302	<b>57.458</b>	16.328	22.224	18.906	138.081	118.147
3	15:49:47.418	<b>58.944</b>	17.047	22.036	19.861	129.551	111.660	3	15:49:42.633	<b>57.331</b>	16.277	22.057	18.997	138.366	116.506
4	15:50:45.982	<b>58.564</b>	16.986	21.980	19.598	127.098	111.660	4	15:50:39.777	<b>57.144</b>	16.221	21.929	18.994	137.798	117.321
5	15:51:44.278	<b>58.296</b>	16.805	<b>21.836</b>	19.655	126.618	112.033	5	15:51:36.754	<b>56.977</b>	16.306	<b>21.783</b>	<b>18.888</b>	137.516	118.356
6	15:52:42.467	<b>58.189</b>	16.739	21.959	<b>19.491</b>	127.581	112.033	6	15:52:33.546	<b>56.792</b>	<b>15.966</b>	21.801	<b>19.025</b>	<b>139.227</b>	117.526
7	15:53:40.424	<b>57.957</b>	<b>16.597</b>	21.851	19.509	132.624	111.660	7	15:53:31.054	<b>57.508</b>	16.266	22.120	19.122	136.398	116.912
8	15:54:39.277	<b>58.853</b>	16.668	22.417	19.768	<b>133.680</b>	111.290	8	15:54:28.861	<b>57.807</b>	16.383	22.251	19.173	135.025	117.321
9	15:55:37.973	<b>58.696</b>	16.903	22.148	19.645	127.339	111.105	9	15:55:27.824	<b>58.963</b>	16.448	22.288	20.227	135.571	<b>118.565</b>
10	15:56:36.807	<b>58.834</b>	16.658	22.038	20.138	130.814	111.474	10	15:56:26.134	<b>58.310</b>	16.401	22.556	19.353	135.025	117.733
<b>(58) Barry STEWART</b>															
1	15:47:50.749	<b>1:01.984</b>	18.161	23.946	19.877	92.690	110.922	1	15:47:49.240	<b>1:00.556</b>	18.182	22.667	19.707	94.252	<b>112.597</b>
2	15:48:49.430	<b>59.234</b>	16.577	22.696	19.408	135.025	116.506	2	15:48:48.474	<b>59.234</b>	17.115	22.492	19.627	124.273	112.220
3	15:49:48.226	<b>58.796</b>	16.503	22.880	19.413	136.121	<b>117.321</b>	3	15:49:47.418	<b>58.944</b>	17.047	22.036	19.861	129.551	111.660
4	15:50:47.502	<b>59.276</b>	16.684	22.880	19.712	134.754	116.709	4	15:50:45.982	<b>58.564</b>	16.986	21.980	19.598	127.098	111.660
5	15:51:46.940	<b>59.438</b>	17.045	22.751	19.642	133.415	116.709	5	15:51:44.278	<b>58.296</b>	16.805	<b>21.836</b>	19.655	126.618	112.033
6	15:52:45.757	<b>58.817</b>	16.814	22.519	19.484	131.584	116.103	6	15:52:42.467	<b>58.189</b>	16.739	21.959	<b>19.491</b>	127.581	112.033
7	15:53:44.319	<b>58.562</b>	16.425	22.820	19.317	<b>137.798</b>	116.709	7	15:53:40.424	<b>57.957</b>	<b>16.597</b>	21.851	19.509	132.624	111.660
8	15:54:42.629	<b>58.310</b>	16.334	22.662	<b>19.314</b>	137.234	116.709	8	15:54:39.277	<b>58.853</b>	16.668	22.417	19.768	<b>133.680</b>	111.290
9	15:55:40.808	<b>58.179</b>	<b>16.226</b>	<b>22.441</b>	19.512	137.234	115.903	9	15:55:37.973	<b>58.696</b>	16.903	22.148	19.645	127.339	111.105
10	15:56:39.739	<b>58.931</b>	16.415	22.899	19.617	136.675	116.709	10	15:56:36.807	<b>58.834</b>	16.658	22.038	20.138	130.814	111.474
<b>(11) Patrick FORMAN</b>															
1	15:47:52.109	<b>1:02.976</b>	19.021	24.188	19.767	83.989	111.105	1	15:47:50.749	<b>1:01.984</b>	18.161	23.946	19.877	92.690	110.922
2	15:48:51.471	<b>59.362</b>	17.108	22.565	19.689	128.559	112.408	2	15:48:49.430	<b>59.234</b>	16.577	22.696	19.408	135.025	116.506
3	15:49:50.132	<b>58.661</b>	16.815	22.322	19.524	129.302	<b>113.166</b>	3	15:49:48.226	<b>58.796</b>	16.503	22.880	19.413	136.121	<b>117.321</b>
4	15:50:48.151	<b>58.019</b>	16.769	<b>22.071</b>	19.179	<b>131.842</b>	112.597	4	15:50:47.502	<b>59.276</b>	16.684	22.880	19.712	134.754	116.709
5	15:51:47.286	<b>59.135</b>	16.738	22.694	19.703	130.306	113.166	5	15:51:46.940	<b>59.438</b>	17.045	22.751	19.642	133.415	116.709
6	15:52:46.089	<b>58.803</b>	16.957	22.360	19.486	131.842	113.166	6	15:52:45.757	<b>58.817</b>	16.814	22.519	19.484	131.584	116.103
7	15:53:44.715	<b>58.626</b>	16.616	22.636	19.374	131.584	112.220	7	15:53:44.319	<b>58.562</b>	16.425	22.820	19.317	<b>137.798</b>	116.709
8	15:54:43.230	<b>58.515</b>	16.704	22.424	19.387	130.814	112.033	8	15:54:42.629	<b>58.310</b>	16.334	22.662	<b>19.314</b>	137.234	116.709
9	15:55:42.035	<b>58.805</b>	17.370	22.290	<b>19.145</b>	131.326	112.033	9	15:55:40.808	<b>58.179</b>	<b>16.226</b>	<b>22.441</b>	19.512	137.234	115.903
10	15:56:40.198	<b>58.163</b>	<b>16.516</b>	22.250	19.397	131.326	112.597	10	15:56:39.739	<b>58.931</b>	16.415	22.899	19.617	136.675	116.709
<b>(5) Simon SMAIL</b>															
1	15:47:50.932	<b>1:01.894</b>	18.333	23.863	19.698	96.976	110.556	1	15:47:52.109	<b>1:02.976</b>	19.021	24.188	19.767	83.989	111.105
2	15:48:50.501	<b>59.569</b>	16.990	23.101	19.478	<b>132.102</b>	114.910	2	15:48:51.471	<b>59.362</b>	17.108	22.565	19.689	128.559	112.408
3	15:49:49.705	<b>59.204</b>	16.784	22.878	19.542	129.551	114.714	3	15:49:50.132	<b>58.661</b>	16.815	22.322	19.524	129.302	<b>113.166</b>
4	15:50:49.848	<b>1:00.143</b>	17.431	22.921	19.791	128.559	112.033	4	15:50:48.151	<b>58.019</b>	16.769	<b>22.071</b>	19.179	<b>131.842</b>	112.597
5	15:51:49.093	<b>59.245</b>	17.048	22.751	19.446	125.905	114.714	5	15:51:47.286	<b>59.135</b>	16.738	22.694	19.703	130.306	113.166
6	15:52:47.825	<b>58.732</b>	16.477	22.827	19.428	130.814	114.323	6	15:52:46.089	<b>58.803</b>	16.957	22.360	19.486	131.842	113.166
7	15:53:46.972	<b>59.147</b>	16.744	22.849	19.554	130.560	114.323	7	15:53:44.715	<b>58.626</b>	16.616	22.636	19.374	131.584	112.220
8	15:54:45.020	<b>58.048</b>	16.507	22.431	<b>19.110</b>	131.326	<b>115.703</b>	8	15:54:43.230	<b>58.515</b>	16.704	22.424	19.387	130.814	112.033
9	15:55:43.340	<b>58.320</b>	16.574	22.620	19.126	127.339	114.323	9	15:55:42.035	<b>58.805</b>	17.370	22.290	<b>19.145</b>	131.326	112.033
10	15:56:41.254	<b>57.914</b>	<b>16.417</b>	<b>22.289</b>	19.208	128.068	113.935	10	15:56:40.198	<b>58.163</b>	<b>16.516</b>	22.250	19.397	131.326	112.597
<b>(48) Mark FARRELL</b>															
1	15:47:53.859	<b>1:03.972</b>	19.189	24.462	20.321	95.459	113.166	1	15:47:50.932	<b>1:01.894</b>	18.333	23.863	19.698	96.976	110.556
2	15:48:54.160	<b>1:00.301</b>	17.230	23.340	19.731	124.044	116.103	2	15:48:50.501	<b>59.569</b>	16.990	23.101	19.478	<b>132.102</b>	114.910
3	15:49:53.074	<b>58.914</b>	16.736	22.938	19.240	135.845	116.506	3	15:49:49.705	<b>59.204</b>	16.784	22.878	19.542	12	

## KMSC National Motorcycle Racing AC

**KMSC Formula 600**
**Knockhill 1.267 miles**
**Race 31 - 3rd Race**
**29/07/2018 15:00**
**Race (10 Laps) started at 15:46:42**

Lap	Time of Day	Lap Tm	S1	S2	S3	SFSpd	S1Spd	Lap	Time of Day	Lap Tm	S1	S2	S3	SFSpd	S1Spd
3	15:49:51.812	<b>59.212</b>	16.907	22.847	19.458	132.624	<b>116.304</b>	7	15:54:09.660	<b>1:01.631</b>	17.433	<b>23.930</b>	<b>20.268</b>	124.044	110.374
4	15:50:50.705	<b>58.893</b>	16.807	22.812	19.274	131.326	115.703	8	15:55:11.821	<b>1:02.161</b>	<b>17.025</b>	24.455	20.681	125.201	109.118
5	15:51:49.866	<b>59.161</b>	17.186	22.639	19.336	128.805	115.903	9	15:56:13.662	<b>1:01.841</b>	17.535	23.986	20.320	124.735	107.544
6	15:52:48.419	<b>58.553</b>	<b>16.589</b>	22.731	19.233	<b>135.298</b>	115.703	<b>(52) John HODGE</b>							
7	15:53:47.216	<b>58.797</b>	16.651	22.688	19.458	135.025	115.305	1	15:47:59.499	<b>1:08.493</b>	20.118	26.757	21.618	94.120	88.884
8	15:54:45.754	<b>58.538</b>	16.828	<b>22.442</b>	19.268	133.150	115.107	2	15:49:02.990	<b>1:03.491</b>	18.199	24.593	20.699	118.775	107.544
9	15:55:44.307	<b>58.553</b>	16.794	22.555	<b>19.204</b>	127.098	114.714	3	15:50:05.893	<b>1:02.903</b>	17.284			124.273	106.689
10	15:56:43.522	<b>59.215</b>	17.063	22.841	19.311	130.560	114.129	4	15:51:09.597	<b>1:03.704</b>	17.635			120.915	100.611
<b>(28) Paul BOWERBANK</b>								5	15:52:11.192	<b>1:01.595</b>	17.436			122.014	107.890
1	15:47:51.599	<b>1:02.618</b>	18.594	23.977	20.047	94.252	114.129	6	15:53:12.372	<b>1:01.180</b>	17.168	23.789	20.223	125.670	106.520
2	15:48:51.163	<b>59.564</b>	17.093	22.748	19.723	126.618	115.903	7	15:54:13.041	<b>1:00.669</b>	17.043	<b>23.554</b>	20.072	122.908	<b>108.413</b>
3	15:49:50.706	<b>59.543</b>	17.292	22.636	19.615	124.044	115.305	8	15:55:13.532	<b>1:00.491</b>	17.121	23.661	<b>19.709</b>	125.670	106.520
4	15:50:50.322	<b>59.616</b>	16.929	22.842	19.845	127.581	116.912	9	15:56:14.485	<b>1:00.953</b>	<b>16.827</b>	23.883	20.243	<b>125.905</b>	105.515
5	15:51:49.695	<b>59.373</b>	17.114	22.489	19.770	129.053	116.709	<b>(25) Jim PURVIS</b>							
6	15:52:49.075	<b>59.380</b>	17.091	22.743	19.546	128.559	<b>117.526</b>	1	15:47:57.231	<b>1:07.044</b>	19.874	26.295	20.875	94.518	101.678
7	15:53:47.620	<b>58.545</b>	16.862	22.374	<b>19.309</b>	128.313	117.321	2	15:48:59.953	<b>1:02.722</b>	17.753	24.623	20.346	114.714	<b>110.739</b>
8	15:54:47.258	<b>59.638</b>	17.364	22.766	19.508	125.670	117.116	3	15:50:02.868	<b>1:02.915</b>	17.868	24.512	20.535	117.940	109.474
9	15:55:45.649	<b>58.391</b>	<b>16.652</b>	<b>22.365</b>	19.374	<b>130.814</b>	116.506	4	15:51:05.096	<b>1:02.228</b>	17.532	24.273	20.423	118.565	109.296
10	15:56:44.522	<b>58.873</b>	16.844	22.450	19.579	130.053	115.504	5	15:52:07.054	<b>1:01.958</b>	17.603	<b>24.105</b>	<b>20.250</b>	116.709	110.556
<b>(27) Andrew DONALD</b>								6	15:53:09.422	<b>1:02.368</b>	<b>17.159</b>	24.576	20.633	<b>120.049</b>	102.454
1	15:47:53.088	<b>1:03.546</b>	18.955	24.349	20.242	96.697	114.323	7	15:54:12.514	<b>1:03.092</b>	17.539	24.894	20.659	119.196	102.926
2	15:48:53.879	<b>1:00.791</b>	17.399	23.615	19.777	122.014	115.305	8	15:55:16.930	<b>1:04.416</b>	18.137	24.877	21.402	114.323	103.561
3	15:49:54.604	<b>1:00.725</b>	17.306	23.844	<b>19.575</b>	127.824	<b>116.506</b>	9	15:56:21.165	<b>1:04.235</b>	18.248	24.950	21.037	113.357	98.688
4	15:50:54.530	<b>59.926</b>	17.105	23.167	19.654	123.587	115.903	<b>(82) Scott SMITH</b>							
5	15:51:54.418	<b>59.888</b>	<b>16.870</b>	23.389	19.629	127.824	115.504	1	15:47:57.773	<b>1:07.266</b>	20.008	26.086	21.172	98.833	103.084
6	15:52:54.851	<b>1:00.433</b>	17.034	23.287	20.112	130.306	115.305	2	15:49:01.439	<b>1:03.666</b>	18.183	<b>24.523</b>	20.960	122.683	<b>105.848</b>
7	15:53:54.975	<b>1:00.124</b>	16.998	<b>23.093</b>	20.033	126.380	114.518	3	15:50:05.235	<b>1:03.796</b>	18.168			<b>124.504</b>	105.020
8	15:54:55.603	<b>1:00.628</b>	17.262	23.500	19.866	129.053	113.742	4	15:51:09.535	<b>1:04.300</b>	18.111			122.236	105.349
9	15:55:55.856	<b>1:00.253</b>	16.910	23.487	19.856	<b>132.362</b>	115.107	5	15:52:13.130	<b>1:03.595</b>	18.153	24.782	<b>20.660</b>	115.903	104.204
10	15:56:56.940	<b>1:01.084</b>	17.491	23.975	19.618	130.306	112.408	6	15:53:17.899	<b>1:04.769</b>	<b>18.048</b>	25.094	21.627	122.683	104.366
<b>(6) James WILKEN</b>								7	15:54:22.911	<b>1:05.012</b>	18.800	25.182	21.030	112.597	99.566
1	15:47:54.604	<b>1:04.704</b>	19.279	25.111	20.314	100.161	109.118	8	15:55:28.155	<b>1:05.244</b>	18.583	24.895	21.766	116.506	100.310
2	15:48:56.778	<b>1:02.174</b>	17.482	24.400	20.292	122.014	<b>116.103</b>	9	15:56:33.070	<b>1:04.915</b>	18.180	25.495	21.240	117.733	100.762
3	15:49:59.053	<b>1:02.275</b>	17.919	24.154	20.202	120.697	112.597	<b>(278) Paul MARSHALL</b>							
4	15:50:59.692	<b>1:00.639</b>	17.470	23.415	19.754	121.352	113.742	1	15:47:56.274	<b>1:06.067</b>	19.705			95.188	
5	15:52:00.472	<b>1:00.780</b>	17.255	23.798	19.727	126.857	115.305	2	15:48:58.211	<b>1:01.937</b>	17.406	24.196	20.335	125.201	<b>112.033</b>
6	15:53:00.743	<b>1:00.271</b>	17.034	23.553	19.684	<b>128.068</b>	115.107	3	15:50:00.540	<b>1:02.329</b>	17.512			124.735	110.922
7	15:54:01.072	<b>1:00.329</b>	17.239	23.323	19.767	127.824	105.184	4	15:51:02.237	<b>1:01.697</b>	17.259			128.559	110.193
8	15:55:01.102	<b>1:00.030</b>	17.399	<b>23.177</b>	<b>19.454</b>	127.581	113.742	5	15:52:04.731	<b>1:02.494</b>	17.549	24.040	20.905	129.053	110.739
9	15:56:01.165	<b>1:00.063</b>	17.061	23.305	19.697	127.339	114.714	6	15:53:06.593	<b>1:01.862</b>	17.310	24.097	20.455	129.551	110.012
10	15:57:00.942	<b>59.777</b>	<b>16.805</b>	23.398	19.574	127.339	114.129	7	15:54:08.387	<b>1:01.794</b>	17.431	23.814	20.549	<b>129.802</b>	
<b>(22) Chris SPELLMAN</b>								8	15:55:10.163	<b>1:01.776</b>	17.326			126.380	110.556
1	15:47:56.472	<b>1:06.058</b>	19.377	25.857	20.824	96.558	103.242	9	15:56:10.336	<b>1:00.173</b>	<b>17.197</b>	<b>23.278</b>	<b>19.698</b>	125.905	
2	15:48:59.391	<b>1:02.919</b>	17.936	24.148	20.835	<b>131.070</b>	109.474	<b>(45) Adam SIMPSON</b>							
3	15:50:01.773	<b>1:02.382</b>	17.883	24.248	20.251	129.053	108.588	1	15:47:55.508	<b>1:04.955</b>	19.004	25.310	20.641	100.611	105.020
4	15:51:03.878	<b>1:02.105</b>	17.715	24.193	20.197	128.313	110.556	2	15:48:57.944	<b>1:02.436</b>	17.741	24.319	20.376	122.683	111.474
5	15:52:05.525	<b>1:01.647</b>	17.628	23.822	20.197	129.053	<b>111.105</b>	3	15:50:00.919	<b>1:02.975</b>	17.542	24.924	20.509	125.201	111.290
6	15:53:07.062	<b>1:01.537</b>	<b>17.125</b>	23.887	20.525	130.560	111.105	4	15:51:03.352	<b>1:02.433</b>	17.792	24.364	20.277	<b>127.098</b>	107.890
7	15:54:08.612	<b>1:01.550</b>	17.521	23.575	20.454	130.053	109.653	5	15:52:05.369	<b>1:02.017</b>	17.361	24.316	20.340	122.459	110.193
8	15:55:10.665	<b>1:02.053</b>	17.451	23.967	20.635	128.313	108.941	6	15:53:08.029	<b>1:02.660</b>	17.839	24.300	20.521	121.133	<b>112.033</b>
9	15:56:11.551	<b>1:00.886</b>	17.704	<b>23.181</b>	<b>20.001</b>	129.802	109.296	<b>Clerk of the Course.</b>							

**Clerk of the Course.**
**Sig : Time :**
**Chief Timekeeper : Ian Sharp (SMART Timing)**
**Results available at [www.smart-timing.co.uk](http://www.smart-timing.co.uk) and [www.speedhive.com](http://www.speedhive.com)**
**Printed: 29/07/2018 15:59:38**
**Orbits**


## KMSC National Motorcycle Racing AC

Lapchart

**KMSC Formula 600**

Knockhill 1.267 miles

**Race 31 - 3rd Race**

29/07/2018 15:00

**Race (10 Laps) started at 15:46:42**

Competitors	Laps										
	0	1	2	3	4	5	6	7	8	9	10
Rory SKINNER (69)	1	69	69	69	69	69	69	69	69	69	69
Lewis PATERSON (2)	2	2	2	12	2	2	2	2	2	2	2
William MONIE (12)	3	12	12	2	12	12	12	12	12	12	12
James McLAREN (55)	4	55	55	55	55	55	55	55	55	55	55
Bruce BIRNIE (1)	5	1	1	1	1	1	1	1	8	8	8
Steven ALLISON (87)	6	87	8	8	8	8	8	8	8	1	26
Jon DICKIE (8)	7	8	26	26	26	26	26	26	26	1	1
Barry STEWART (58)	8	58	87	87	87	87	87	87	87	87	87
Paul BOWERBANK (28)	9	28	58	58	58	58	58	58	58	58	58
Simon SMAIL (5)	10	5	5	5	5	11	11	11	11	11	11
Patrick FORMAN (11)	11	11	28	28	11	5	5	5	5	5	5
Alan McGREGOR (26)	12	26	11	11	28	28	28	76	76	76	48
Andrew DONALD (27)	13	27	27	76	76	76	76	28	28	48	48
Steven BEATTIE (76)	14	76	76	27	48	48	48	48	48	28	28
Mark FARRELL (48)	15	48	48	48	27	27	27	27	27	27	27
James WILKEN (6)	16	6	6	6	6	6	6	6	6	6	6
Jim PURVIS (25)	17	25	45	45	278	278	278	278	278	278	278
Paul MARSHALL (278)	18	278	278	278	45	45	45	22	22	22	22
Chris SPELLMAN (22)	19	22	22	22	22	22	22	45	45	45	45
Scott SMITH (82)	20	82	25	25	25	25	25	25	25	52	52
Adam SIMPSON (45)	21	45	82	82	82	82	52	52	52	25	25
John HODGE (52)	22	52	52	52	52	52	82	82	82	82	82
-	23										
-	24										
-	25										
-	26										
-	27										

Clerk of the Course.

Sig : Time :  
 Chief Timekeeper : Ian Sharp (SMART Timing)  
 Results available at [www.smart-timing.co.uk](http://www.smart-timing.co.uk) and [www.speedhive.com](http://www.speedhive.com)

Printed: 29/07/2018 16:00:16

Orbits





# Race Results

## KMSC National Motorcycle Racing AC

Sorted on Laps

KMSC Superbikes &amp; KMSC Clubman

Knockhill 1.267 miles

Race 32 - 3rd Race

29/07/2018 15:15

Race (10 Laps) started at 16:04:42

Pos	No.	Name	Make/Model	CC	Class	Laps	Total Tm	Diff	Best Tm	In Lap	Avg. Speed
1	94	Greg GILFILLAN	BMW	S1000RR	SB	10	9:24.207		54.831	10	80.841
2	72	Sean GILFILLAN	BMW	S1000RR	SB	10	9:24.613	0.406	55.006	10	80.783
3	45	Ewan GRAY	Kawasaki	ZX10R	SB	10	9:25.074	0.867	55.153	8	80.717
4	1	Bruce BIRNIE	BMW	S1000RR	SB	10	9:35.310	11.103	56.408	3	79.281
5	71	Gavin JONES	Yamaha	R1	C	10	9:36.222	12.015	56.294	8	79.155
6	67	Des BURNS	Kawasaki	ZX10R	C	10	9:43.568	19.361	56.502	7	78.159
7	30	Alan RENNIE	Honda	Fireblade	C	10	9:45.951	21.744	57.458	10	77.841
8	98	Christopher LIDDELL			C	10	9:46.970	22.763	57.273	7	77.706
9	69	Rodney SCOTT	BMW	S1000RR	SB	10	9:52.344	28.137	57.525	10	77.001
10	18	Clint WALKER	BMW	S1000RR	C	10	9:58.791	34.584	58.415	6	76.172
11	29	Andrew BUCHANAN	Yamaha	R1	C	10	10:03.228	39.021	58.502	7	75.611
12	100	Laura NUTTALL	BMW	S1000RR	C	10	10:21.831	57.624	1:00.266	10	73.349
13	19	Nic BOYES	Ducati	848	SB	10	10:22.717	58.510	1:00.174	10	73.245
14	14	James CRAWFORD	Kawaskai	ZX10R	C	10	10:23.378	59.171	1:00.172	9	73.167
15	117	Joe HENDRIE	Yamaha	R1	SB	9	9:32.061	1 Lap	1:01.297	8	71.758

### Not classified

DNF	41	Lukasz PIEC	BMW	S1000RR	C	2	2:07.875	DNF	59.158	2	71.337
DNS	32	John MacDONALD	Yamaha	R1	SB			DNS		0	-
DNS	99	Callum GRIGOR	Kawasaki	ZX10RR	SB			DNS		0	-
DNS	17	Gordon MacDONALD	Suzuki	GSXR1000	C			DNS		0	-
DNS	34	John DEAN	BMW	S1000RR	SB			DNS		0	-
DNS	37	Steven PATTERSON	Kawasaki	ZX10R	C			DNS		0	-
DNS	51	Callum JACKSON	Suzuki	GSXR1000	C			DNS		0	-
DNS	122	David SUDDER	Suzuki	GSXR 1000	C			DNS		0	-
DNS	26	Steven McINTYRE	Suzuki	GSXR1000	C			DNS		0	-
DNS	75	Charlie BUNYAN	Kawasaki	ZX10R	C			DNS		0	-
DNS	52	Charlie FLETT	BMW	S1000RR	C			DNS		0	-
DNS	10	John McGUINNESS	Honda		SB			DNS		0	-

Margin of Victory	Avg. Speed	Best Lap Tm	Best Speed	Best Lap by
0.406	80.841	54.831	83.185	94 - Greg GILFILLAN

Clerk of the Course.

Orbits

Sig : Time :

Chief Timekeeper : Ian Sharp (SMART Timing)

 Results available at [www.smart-timing.co.uk](http://www.smart-timing.co.uk) and [www.speedhive.com](http://www.speedhive.com)

Printed: 29/07/2018 16:17:53



## KMSC National Motorcycle Racing AC

KMSC Superbikes &amp; KMSC Clubman

Knockhill 1.267 miles

Race 32 - 3rd Race

29/07/2018 15:15

Race (10 Laps) started at 16:04:42

Lap	Time of Day	Lap Tm	S1	S2	S3	SFSpd	S1Spd	Lap	Time of Day	Lap Tm	S1	S2	S3	SFSpd	S1Spd
<b>(94) Greg GILFILLAN</b>															
1	16:05:45.091	<b>57.223</b>	16.694	21.842	18.687	95.731	124.735	1	16:05:48.213	<b>59.599</b>					
2	16:06:41.471	<b>56.380</b>	16.014	21.630	18.736	141.577	127.581	2	16:06:46.661	<b>58.448</b>					
3	16:07:37.523	<b>56.052</b>	15.916	21.529	18.607	139.808	127.581	3	16:07:44.547	<b>57.886</b>					
4	16:08:34.110	<b>56.587</b>	16.043	21.718	18.826	139.808	126.618	4	16:08:42.803	<b>58.256</b>					
5	16:09:29.770	<b>55.660</b>	15.718	21.305	18.637	139.517	<b>129.302</b>	5	16:09:40.613	<b>57.810</b>					
6	16:10:25.617	<b>55.847</b>	15.887			139.517	127.824	6	16:10:38.552	<b>57.939</b>					
7	16:11:21.293	<b>55.676</b>	15.739	21.337	18.600	142.177	126.857	7	16:11:36.098	<b>57.546</b>					
8	16:12:16.619	<b>55.326</b>	15.688	21.066	18.572	140.392	128.805	8	16:12:33.708	<b>57.610</b>					
9	16:13:12.153	<b>55.534</b>	<b>15.528</b>			<b>143.392</b>	129.053	9	16:13:31.270	<b>57.562</b>					
10	16:14:06.984	<b>54.831</b>	15.598	<b>20.902</b>	<b>18.331</b>	143.087	127.824	10	16:14:28.728	<b>57.458</b>					
<b>(72) Sean GILFILLAN</b>															
1	16:05:46.116	<b>57.971</b>	17.159	22.177	18.635	100.161	126.142	1	16:05:49.699	<b>1:01.068</b>	18.093	23.594	19.381	96.281	116.506
2	16:06:42.157	<b>56.041</b>	16.010	21.716	18.315	139.227	127.824	2	16:06:47.910	<b>58.211</b>	16.477	22.678	19.056	127.581	118.775
3	16:07:37.900	<b>55.743</b>	15.670	21.702	18.371	<b>140.982</b>	127.824	3	16:07:45.396	<b>57.486</b>	16.505	22.067	18.914	127.098	120.049
4	16:08:34.286	<b>56.386</b>	15.914	21.877	18.595	136.398	126.380	4	16:08:44.042	<b>58.646</b>	16.829	22.564	19.253	129.802	122.014
5	16:09:30.216	<b>55.930</b>	15.944	21.597	18.389	136.954	127.824	5	16:09:41.793	<b>57.751</b>	16.788	22.235	18.728	123.133	117.116
6	16:10:26.076	<b>55.860</b>	15.977	21.555	18.328	139.227	128.313	6	16:10:39.419	<b>57.626</b>	16.313	22.425	18.888	131.326	120.697
7	16:11:21.459	<b>55.383</b>	15.787	21.310	18.286	137.798	<b>129.802</b>	7	16:11:36.692	<b>57.273</b>	16.520	22.081	<b>18.672</b>	127.339	121.133
8	16:12:16.725	<b>55.266</b>	15.712	21.291	18.263	135.845	128.559	8	16:12:34.109	<b>57.417</b>	<b>16.170</b>	22.504	18.743	<b>133.947</b>	123.133
9	16:13:12.384	<b>55.659</b>	15.675	21.317	18.667	139.808	129.053	9	16:13:31.662	<b>57.553</b>	16.228	22.454	18.871	132.362	<b>123.815</b>
10	16:14:07.390	<b>55.006</b>	<b>15.503</b>	<b>21.260</b>	<b>18.243</b>	138.939	128.805	10	16:14:29.747	<b>58.085</b>	16.664	<b>21.962</b>	19.459	123.133	119.835
<b>(45) Ewan GRAY</b>															
1	16:05:45.528	<b>57.507</b>	16.660	22.055	18.792	94.518	122.014	1	16:05:51.578	<b>1:01.931</b>	17.368	25.022	19.541	101.678	103.882
2	16:06:41.681	<b>56.153</b>	15.780	21.740	18.633	135.025	124.044	2	16:06:49.853	<b>58.275</b>	16.347	23.048	18.880	124.735	119.621
3	16:07:37.745	<b>56.064</b>	15.890	21.583	18.591	134.484	121.352	3	16:07:48.534	<b>58.681</b>	16.346	22.915	19.420	<b>134.754</b>	119.409
4	16:08:34.579	<b>56.834</b>	16.002	22.093	18.739	132.886	123.815	4	16:08:47.652	<b>59.118</b>	16.748	23.079	19.291	124.504	<b>123.360</b>
5	16:09:30.554	<b>55.975</b>	15.916	21.537	18.522	133.150	125.435	5	16:09:46.109	<b>58.457</b>	16.259	23.398	<b>18.800</b>	131.584	121.133
6	16:10:26.471	<b>55.917</b>	15.819	21.555	18.543	134.215	<b>127.339</b>	6	16:10:44.027	<b>57.918</b>	16.133	22.690	19.095	130.306	120.915
7	16:11:21.743	<b>55.272</b>	15.681	21.246	18.345	133.415	124.044	7	16:11:41.727	<b>57.700</b>	16.294	22.385	19.021	130.306	117.526
8	16:12:16.896	<b>55.153</b>	15.607	21.279	<b>18.267</b>	<b>136.954</b>	125.670	8	16:12:39.587	<b>57.860</b>	<b>16.093</b>	22.548	19.219	132.624	118.985
9	16:13:12.571	<b>55.675</b>	15.677	21.292	18.706	135.571	126.380	9	16:13:37.596	<b>58.009</b>	16.218	22.748	19.043	132.624	111.660
10	16:14:07.851	<b>55.280</b>	<b>15.567</b>	<b>21.166</b>	18.547	133.680	126.380	10	16:14:35.121	<b>57.525</b>	16.235	<b>22.232</b>	19.058	132.886	116.912
<b>(1) Bruce BIRNIE</b>															
1	16:05:46.027	<b>57.914</b>	16.977	22.107	18.830	98.543	<b>123.587</b>	1	16:05:49.002	<b>1:00.389</b>	17.567	23.425	19.397	98.688	115.903
2	16:06:42.756	<b>56.729</b>	15.981	22.134	<b>18.614</b>	142.782	123.587	2	16:06:49.051	<b>1:00.049</b>	17.158	23.663	19.228	131.584	120.915
3	16:07:39.164	<b>56.408</b>	15.911	21.859	18.638	<b>143.699</b>	121.792	3	16:07:48.343	<b>59.292</b>	16.539	23.123	19.630	131.584	120.049
4	16:08:36.307	<b>57.143</b>	15.993	22.205	18.945	137.798	121.572	4	16:08:47.621	<b>59.278</b>	16.691	23.013	19.574	132.886	122.236
5	16:09:33.602	<b>57.295</b>	16.207	22.280	18.808	139.517	120.480	5	16:09:46.793	<b>59.172</b>	16.600	23.372	19.200	133.947	121.133
6	16:10:30.499	<b>56.897</b>	16.117	22.056	18.724	138.652	121.572	6	16:10:45.208	<b>58.415</b>	<b>16.115</b>	22.880	19.420	132.362	122.683
7	16:11:27.771	<b>57.272</b>	16.164	22.189	18.919	141.877	118.775	7	16:11:44.163	<b>58.955</b>	16.364	<b>22.810</b>	19.781	<b>136.398</b>	121.572
8	16:12:24.822	<b>57.051</b>	16.069	22.163	18.819	138.366	122.014	8	16:12:43.098	<b>58.935</b>	16.568	23.207	<b>19.160</b>	133.947	123.587
9	16:13:21.534	<b>56.712</b>	<b>15.909</b>	22.110	18.693	143.087	120.697	9	16:13:41.886	<b>58.788</b>	16.285	23.119	19.384	130.053	<b>123.815</b>
10	16:14:18.087	<b>56.553</b>	15.982	<b>21.843</b>	18.728	142.479	122.683	10	16:14:41.568	<b>59.682</b>	16.378	23.236	20.068	130.814	118.356
<b>(71) Gavin JONES</b>															
1	16:05:47.419	<b>59.061</b>	17.181	22.839	19.041	101.371	120.697	1	16:05:52.046	<b>1:03.013</b>	17.801	25.479	19.733	98.833	108.588
2	16:06:44.756	<b>57.337</b>	16.102	22.223	19.012	138.366	119.409	2	16:06:52.014	<b>59.968</b>	17.308	23.344	19.316	126.380	117.321
3	16:07:42.006	<b>57.250</b>	16.204	22.069	18.977	139.227	119.835	3	16:07:53.009	<b>1:00.995</b>	17.216	23.944	19.835	129.802	115.504
4	16:08:39.306	<b>57.300</b>	16.119	22.224	18.957	139.227	120.049	4	16:08:51.983	<b>58.974</b>	16.844	23.081	<b>19.049</b>	130.053	116.912
5	16:09:35.909	<b>56.603</b>	16.018	21.822	18.763	138.939	121.792	5	16:09:51.215	<b>59.232</b>	16.803	23.063	19.366	130.560	116.709
6	16:10:32.365	<b>56.456</b>	15.844	<b>21.764</b>	18.848	140.392	121.133	6	16:10:50.203	<b>58.988</b>	16.866	22.969	19.153	131.070	117.321
7	16:11:29.070	<b>56.705</b>	16.080	21.967	<b>18.658</b>	139.227	119.621	7	16:11:48.705	<b>58.502</b>	<b>16.540</b>	22.717	19.245	<b>133.947</b>	<b>117.733</b>
8	16:12:25.364	<b>56.294</b>	<b>15.827</b>	21.781	18.686	<b>141.877</b>	121.133	8	16:12:48.028	<b>59.323</b>	16.845	23.393	19.085	131.326	117.321
9	16:13:21.957	<b>56.593</b>	15.875	21.921	18.797	140.099	<b>122.683</b>	9	16:13:47.008	<b>58.980</b>	16.918	<b>22.675</b>	19.387	132.362	117.116
10	16:14:18.999	<b>57.042</b>	16.081	21.931	19.030	136.121	120.480	10	16:14:46.005	<b>58.997</b>	16.773	22.827	19.397	129.551	116.304
<b>(67) Des BURNS</b>															
1	16:05:49.262	<b>1:00.362</b>	17.652	23.376	19.334	102.142	118.147	1	16:05:54.498	<b>1:04.491</b>	18.600	25.590	20.301	103.721	104.856
2	16:06:48.513	<b>59.251</b>	17.190	23.023	19.038	132.886	121.133	2	16:06:56.193	<b>1:01.695</b>	17.473	23.961	20.261	128.068	113.549
3	16:07:45.813	<b>57.300</b>	16.202	22.380	<b>18.718</b>	135.025	122.236	3	16:07:57.270	<b>1:01.077</b>	17.146	23.639	20.292	128.068	<b>117.526</b>
4	16:08:42.950	<b>57.137</b>	16.153	22.201	18.783	132.624	124.273	4	16:08:58.818	<b>1:01.548</b>	17.137	24.038	20.373	130.560	114.518
5	16:09:41.112	<b>58.162</b>	16.382	22.911	18.869	134.484	117.526	5	16:10:00.729	<b>1:01.911</b>	17.374	24.280	20		

## KMSC National Motorcycle Racing AC

KMSC Superbikes & KMSC Clubman

Knockhill 1.267 miles

Race 32 - 3rd Race

29/07/2018 15:15

Race (10 Laps) started at 16:04:42

Lap	Time of Day	Lap Tm	S1	S2	S3	SFSpd	S1Spd	Lap	Time of Day	Lap Tm	S1	S2	S3	SFSpd	S1Spd
3	16:07:59.263	<b>1:01.632</b>	17.138	23.907	20.587	121.352	<b>107.030</b>								
4	16:09:00.240	<b>1:00.977</b>	17.096	23.653	20.228	123.815	106.520								
5	16:10:01.419	<b>1:01.179</b>	17.367	23.653	20.159	123.587	105.349								
6	16:11:02.721	<b>1:01.302</b>	17.406	23.497	20.399	123.360	104.529								
7	16:12:04.154	<b>1:01.433</b>	17.105	23.534	20.794	124.735	106.183								
8	16:13:04.456	<b>1:00.302</b>	16.730	23.476	<b>20.096</b>	125.201	106.183								
9	16:14:05.320	<b>1:00.864</b>	<b>16.711</b>	23.656	20.497	<b>128.559</b>	106.859								
10	16:15:05.494	<b>1:00.174</b>	17.311	<b>22.725</b>	20.138	122.236	106.520								

(14) James CRAWFORD

1	16:05:54.256	<b>1:04.680</b>	18.564	25.715	20.401	97.824	106.183
2	16:06:57.020	<b>1:02.764</b>	17.931	24.376	20.457	123.133	115.305
3	16:07:58.658	<b>1:01.638</b>	17.081	24.001	20.556	131.070	117.733
4	16:09:01.594	<b>1:02.936</b>	17.995	24.529	20.412	131.326	106.520
5	16:10:02.744	<b>1:01.150</b>	17.131	23.747	20.272	131.842	117.321
6	16:11:04.195	<b>1:01.451</b>	17.115	24.145	20.191	128.559	117.321
7	16:12:04.748	<b>1:00.553</b>	17.073	23.559	19.921	127.581	116.912
8	16:13:05.445	<b>1:00.697</b>	<b>16.684</b>	24.111	19.902	130.814	115.107
9	16:14:05.617	<b>1:00.172</b>	16.810	23.596	19.766	<b>133.150</b>	<b>118.147</b>
10	16:15:06.155	<b>1:00.538</b>	17.370	<b>23.476</b>	<b>19.692</b>	127.339	111.105

(117) Joe HENDRIE

1	16:05:56.075	<b>1:06.230</b>	19.069	26.088	21.073	100.914	103.721
2	16:06:59.171	<b>1:03.096</b>	17.751	24.713	20.632	118.147	111.290
3	16:08:02.572	<b>1:03.401</b>	17.947	24.612	20.842	124.044	110.012
4	16:09:05.863	<b>1:03.291</b>	18.005	24.641	20.645	117.526	106.351
5	16:10:07.445	<b>1:01.582</b>	17.148	24.049	20.385	126.380	109.653
6	16:11:10.061	<b>1:02.616</b>	<b>16.977</b>	24.839	20.800	126.618	107.890
7	16:12:11.440	<b>1:01.379</b>	17.661	<b>23.549</b>	<b>20.169</b>	123.587	110.193
8	16:13:12.737	<b>1:01.297</b>	17.100	23.864	20.333	<b>128.313</b>	110.922
9	16:14:14.838	<b>1:02.101</b>	17.175	24.035	20.891	119.835	<b>111.846</b>

(41) Lukasz PIEC

1	16:05:51.494	<b>1:02.332</b>	17.714	24.934	19.684	95.868	104.856
2	16:06:50.652	<b>59.158</b>	16.912	23.089	<b>19.157</b>	120.049	<b>116.912</b>

Clerk of the Course.

Sig : Time :

Chief Timekeeper : Ian Sharp (SMART Timing)

Results available at [www.smart-timing.co.uk](http://www.smart-timing.co.uk) and [www.speedhive.com](http://www.speedhive.com)

Printed: 29/07/2018 16:18:13

Orbits





# Race Results

## KMSC National Motorcycle Racing AC

## Lapchart

KMSC Superbikes & KMSC Clubman

Knockhill 1.267 miles

Race 32 - 3rd Race

29/07/2018 15:15

Race (10 Laps) started at 16:04:42

Competitors	Laps										
	0	1	2	3	4	5	6	7	8	9	10
Greg GILFILLAN (94)	1	94	94	94	94	94	94	94	94	94	94
Ewan GRAY (45)	2	45	45	45	45	72	72	72	72	72	72
Bruce BIRNIE (1)	3	1	1	72	72	45	45	45	45	45	45
Sean GILFILLAN (72)	4	72	72	1	1	1	1	1	1	1	1
Gavin JONES (71)	5	71	71	71	71	71	71	71	71	71	71
Clint WALKER (18)	6	18	30	30	30	30	30	67	67	67	67
Alan RENNIE (30)	7	30	18	98	98	67	67	67	30	30	30
Christopher LIDDELL (98)	8	98	67	67	67	98	98	98	98	98	98
Des BURNS (67)	9	67	98	18	18	18	69	69	69	69	69
Andrew BUCHANAN (29)	10	29	41	69	69	69	18	18	18	18	18
Lukasz PIEC (41)	11	41	69	41	29	29	29	29	29	29	29
Nic BOYES (19)	12	19	29	29	100	100	100	100	100	100	100
James CRAWFORD (14)	13	14	14	100	14	19	19	19	19	19	19
Rodney SCOTT (69)	14	69	100	14	19	14	14	14	14	14	14
Joe HENDRIE (117)	15	117	19	19	117	117	117	117	117	117	117
Laura NUTTALL (100)	16	100	117	117							
-	17										
-	18										
-	19										
-	20										
-	21										
-	22										
-	23										
-	24										
-	25										
-	26										
-	27										

Clerk of the Course.

Sig : Time :  
Chief Timekeeper : Ian Sharp (SMART Timing)

Results available at [www.smart-timing.co.uk](http://www.smart-timing.co.uk) and [www.speedhive.com](http://www.speedhive.com)

Printed: 29/07/2018 16:18:43

Orbits



# Race Results

## KMSC National Motorcycle Racing AC

Sorted on Laps

KMSC Pre-Injection 600

Knockhill 1.267 miles

Race 33 - 3rd Race

29/07/2018 15:30

Race (10 Laps) started at 16:46:04

Pos	No.	Name	Make/Model	CC	Class	Laps	Total Tm	Diff	Best Tm	In Lap	Avg. Speed
1	41	Kieran MURRAY	Yamaha	R6 600	PI6	10	9:23.886		55.234	8	80.887
2	8	Patryk MOTYKA	Yamaha	R6 600	PI6	10	9:27.016	3.130	55.530	9	80.440
3	75	Harry PULLAR	Yamaha	R6 600	PI6	10	9:33.356	9.470	54.951	9	79.551
4	54	Cameron ROBB	Yamaha	R6 600	PI6	10	9:35.328	11.442	55.755	9	79.278
5	21	Andy LOCK	Yamaha	R6 600	PI6	10	9:37.869	13.983	55.818	6	78.930
6	60	Dougie BROWN	Yamaha	R6 600	PI6	10	9:42.830	18.944	56.639	8	78.258
7	70	Simon HARDY	Yamaha	R6 600	PI6	10	9:43.627	19.741	57.015	5	78.151
8	95	Michael MacKINNON	Yamaha	R6 600	PI6	10	9:50.050	26.164	57.215	7	77.300
9	117	Scott MILNE	Yamaha	R6	PI6	10	10:21.098	57.212	1:00.121	6	73.436
10	23	Paul REID	Honda	CBR600	PI6	9	9:49.895	1 Lap	1:02.854	9	69.588

### Not classified

DNF	88	Andrew JONES-LOFTING	Honda	CBR600FX	PI6	1	1:10.946	DNF	1:03.705	1	64.290
DNS	22	William MASON	Yamaha	R6 600	PI6			DNS		0	-
DNS	15	Jon DICKIE	Yamaha	R6 600	PI6			DNS		0	-
DNS	92	Andrew CRAIGMILE	Yamaha	R6 600	PI6			DNS		0	-
DNS	38	Mark LANGLANDS	Yamaha	R6 600	PI6			DNS		0	-
DNS	31	Darren ANDERSON	Kawasaki	ZXR 600	PI6			DNS		0	-
DNS	93	Lee SEAGER	Yamaha	ZX6R Ninja	PI6			DNS		0	-
DNS	17	Gary WHITEFORD	Kawasaki	ZX6R	PI6			DNS		0	-
DNS	32	John MacDONALD	Yamaha	R1	PI6			DNS		0	-
DNS	51	Neil MUNRO	Yamaha	R6 600	PI6			DNS		0	-
DNS	68	Paul WISHART	Yamaha	R6 600	PI6			DNS		0	-

Margin of Victory	Avg. Speed	Best Lap Tm	Best Speed	Best Lap by
3.130	80.887	54.951	83.003	75 - Harry PULLAR

Clerk of the Course.

Orbits

Sig : Time :

Chief Timekeeper : Ian Sharp (SMART Timing)

 Results available at [www.smart-timing.co.uk](http://www.smart-timing.co.uk) and [www.speedhive.com](http://www.speedhive.com)

Printed: 29/07/2018 16:57:42





## KMSC National Motorcycle Racing AC

**KMSC Pre-Injection 600**
**Knockhill 1.267 miles**
**Race 33 - 3rd Race**
**29/07/2018 15:30**
**Race (10 Laps) started at 16:46:04**

Lap	Time of Day	Lap Tm	S1	S2	S3	SFSpd	S1Spd
<b>(41) Kieran MURRAY</b>							
1	16:47:07.198	<b>57.472</b>	16.933	21.868	18.671	88.183	114.129
2	16:48:03.248	<b>56.050</b>	15.932	21.519	18.599	134.215	114.129
3	16:48:58.652	<b>55.404</b>	15.824	21.106	18.474	132.624	<b>115.703</b>
4	16:49:54.302	<b>55.650</b>	15.844	21.004	18.802	<b>135.025</b>	115.305
5	16:50:49.935	<b>55.633</b>	15.942	21.124	18.567	134.754	114.714
6	16:51:45.889	<b>55.954</b>	15.992	21.228	18.734	133.680	114.910
7	16:52:42.106	<b>56.217</b>	15.902	20.991	19.324	135.025	114.129
8	16:53:37.340	<b>55.234</b>	15.991	<b>20.854</b>	<b>18.389</b>	132.886	114.323
9	16:54:32.595	<b>55.255</b>	<b>15.777</b>	20.878	18.600	135.025	114.518
10	16:55:28.033	<b>55.438</b>	15.833	21.056	18.549	135.025	114.518

Lap	Time of Day	Lap Tm	S1	S2	S3	SFSpd	S1Spd
<b>(8) Patryk MOTYKA</b>							
1	16:47:06.733	<b>57.164</b>	16.738	21.617	18.809	89.716	109.832
2	16:48:03.106	<b>56.373</b>	16.191	21.351	18.831	131.842	110.012
3	16:48:59.830	<b>56.724</b>	15.949	21.712	19.063	131.842	109.832
4	16:49:55.714	<b>55.884</b>	15.956	21.394	18.534	131.070	110.922
5	16:50:51.782	<b>56.068</b>	16.064	21.530	<b>18.474</b>	131.584	<b>111.290</b>
6	16:51:47.746	<b>55.964</b>	16.100	21.274	18.590	132.886	110.193
7	16:52:43.746	<b>56.000</b>	15.966	21.349	18.685	<b>133.415</b>	110.193
8	16:53:39.858	<b>56.112</b>	16.085	21.407	18.620	129.302	110.012
9	16:54:35.388	<b>55.530</b>	<b>15.657</b>	<b>21.212</b>	18.661	133.150	110.922
10	16:55:31.163	<b>55.775</b>	15.791	21.285	18.699	132.102	110.739

Lap	Time of Day	Lap Tm	S1	S2	S3	SFSpd	S1Spd
<b>(75) Harry PULLAR</b>							
1	16:47:09.216	<b>58.964</b>	17.182	22.515	19.267	92.818	114.518
2	16:48:07.442	<b>58.226</b>	16.806	22.145	19.275	129.302	115.504
3	16:49:04.638	<b>57.196</b>	16.301	21.936	18.959	131.326	115.107
4	16:50:01.183	<b>56.545</b>	16.103	21.634	18.808	134.484	115.504
5	16:50:58.338	<b>57.155</b>	17.016	21.339	18.800	132.624	113.357
6	16:51:54.932	<b>56.594</b>	16.706	21.188	18.700	131.070	110.193
7	16:52:50.916	<b>55.984</b>	15.963	21.265	18.756	130.053	<b>115.703</b>
8	16:53:46.498	<b>55.582</b>	15.769	21.017	18.796	134.215	115.305
9	16:54:41.449	<b>54.951</b>	<b>15.715</b>	<b>20.855</b>	<b>18.381</b>	133.415	115.305
10	16:55:37.503	<b>56.054</b>	16.165	21.162	18.727	<b>134.754</b>	114.518

Lap	Time of Day	Lap Tm	S1	S2	S3	SFSpd	S1Spd
<b>(54) Cameron ROBB</b>							
1	16:47:11.853	<b>1:01.685</b>	18.789	23.332	19.564	87.040	108.238
2	16:48:09.593	<b>57.740</b>	16.655	21.961	19.124	133.150	114.714
3	16:49:06.592	<b>56.999</b>	16.098	22.048	18.853	133.415	116.506
4	16:50:03.329	<b>56.737</b>	16.333	21.650	18.754	130.814	<b>117.733</b>
5	16:50:59.367	<b>56.038</b>	15.958	21.267	18.813	134.484	116.709
6	16:51:55.508	<b>56.141</b>	16.017	21.403	18.721	136.675	117.526
7	16:52:51.800	<b>56.292</b>	16.007	21.531	18.754	134.484	117.116
8	16:53:47.832	<b>56.032</b>	16.188	21.321	<b>18.523</b>	<b>139.808</b>	114.323
9	16:54:43.587	<b>55.755</b>	16.030	<b>21.030</b>	18.695	136.121	115.305
10	16:55:39.475	<b>55.888</b>	<b>15.920</b>	21.199	18.769	137.234	116.103

Lap	Time of Day	Lap Tm	S1	S2	S3	SFSpd	S1Spd
<b>(21) Andy LOCK</b>							
1	16:47:11.201	<b>1:00.528</b>	18.107	22.963	19.458	91.179	110.374
2	16:48:08.965	<b>57.764</b>	16.490	22.120	19.154	131.584	112.220
3	16:49:06.534	<b>57.569</b>	16.370	22.073	19.126	133.415	<b>114.129</b>
4	16:50:03.339	<b>56.805</b>	16.044	21.790	18.971	132.102	111.846
5	16:51:00.172	<b>56.833</b>	16.173	21.763	18.897	133.680	113.742
6	16:51:55.990	<b>55.818</b>	<b>15.915</b>	21.477	<b>18.426</b>	133.947	112.976
7	16:52:52.064	<b>56.074</b>	15.965	21.487	18.622	135.298	113.742
8	16:53:48.263	<b>56.199</b>	15.997	21.559	18.643	<b>136.121</b>	110.012
9	16:54:45.114	<b>56.851</b>	16.352	<b>21.174</b>	19.325	134.215	111.846
10	16:55:42.016	<b>56.902</b>	16.214	21.430	19.258	132.624	111.474

Lap	Time of Day	Lap Tm	S1	S2	S3	SFSpd	S1Spd
<b>(60) Dougie BROWN</b>							
1	16:47:10.908	<b>1:00.264</b>	17.859	22.746	19.659	97.824	111.474
2	16:48:08.394	<b>57.486</b>	16.445	21.943	19.098	133.415	112.976
3	16:49:06.686	<b>58.292</b>	16.423			135.571	113.166
4	16:50:04.599	<b>57.913</b>	16.937	21.831	19.145	127.098	<b>113.549</b>
5	16:51:01.828	<b>57.229</b>	16.468			136.675	113.166
6	16:51:58.722	<b>56.894</b>	16.359	21.639	<b>18.896</b>	<b>137.516</b>	113.549
7	16:52:55.750	<b>57.028</b>	16.432			136.954	112.786
8	16:53:52.389	<b>56.639</b>	16.285	21.456	18.898	136.954	111.474
9	16:54:50.176	<b>57.787</b>	16.252			137.234	112.408
10	16:55:46.977	<b>56.801</b>	<b>16.206</b>	<b>21.359</b>	19.236	135.025	108.764

Lap	Time of Day	Lap Tm	S1	S2	S3	SFSpd	S1Spd
<b>(70) Simon HARDY</b>							

Lap	Time of Day	Lap Tm	S1	S2	S3	SFSpd	S1Spd
1	16:47:09.937	<b>59.405</b>	17.659	22.478	19.268	91.303	109.832
2	16:48:08.019	<b>58.082</b>	16.283	22.380	19.419	129.053	110.556
3	16:49:06.467	<b>58.448</b>	17.062	21.956	19.430	128.559	109.474
4	16:50:03.987	<b>57.520</b>	16.612	21.843	19.065	126.857	111.105
5	16:51:01.002	<b>57.015</b>	16.248	21.637	19.130	129.802	112.597
6	16:51:58.154	<b>57.152</b>	16.263	21.832	19.057	<b>130.560</b>	111.290
7	16:52:55.462	<b>57.308</b>	16.341	21.876	19.091	130.306	112.408
8	16:53:53.258	<b>57.796</b>	16.622	22.215	<b>18.959</b>	126.380	109.474
9	16:54:50.758	<b>57.500</b>	16.336	<b>21.452</b>	19.712	126.857	111.290
10	16:55:47.774	<b>57.016</b>	<b>16.164</b>	21.612	19.240	128.313	<b>113.166</b>

Lap	Time of Day	Lap Tm	S1	S2	S3	SFSpd	S1Spd
<b>(95) Michael MacKINNON</b>							
1	16:47:12.848	<b>1:02.111</b>	18.605	23.584	19.922	86.479	105.184
2	16:48:11.805	<b>58.957</b>	16.484	22.875	19.598	126.142	107.717
3	16:49:11.043	<b>59.238</b>	16.435	23.332	19.471	129.302	108.238
4	16:50:09.199	<b>58.156</b>	16.285	22.624	19.247	127.581	108.413
5	16:51:06.585	<b>57.386</b>	16.127	22.086	19.173	129.551	108.941
6	16:52:04.117	<b>57.532</b>	16.150	22.200	19.182	128.805	109.474
7	16:53:01.332	<b>57.215</b>	<b>15.934</b>	22.111	<b>19.170</b>	129.551	<b>110.922</b>
8	16:53:58.604	<b>57.272</b>	16.094	<b>21.934</b>	19.244	128.805	108.588
9	16:54:56.364	<b>57.760</b>	16.111	22.391	19.258	129.053	110.012
10	16:55:54.197	<b>57.833</b>	16.005	22.515	19.313	<b>130.306</b>	107.717

Lap	Time of Day	Lap Tm	S1	S2	S3	SFSpd	S1Spd
<b>(117) Scott MILNE</b>							
1	16:47:15.478	<b>1:04.303</b>	19.022	24.423	20.858	90.320	104.043
2	16:48:17.500	<b>1:02.022</b>	17.944	23.806	20.272	122.236	102.298
3	16:49:18.299	<b>1:00.799</b>	17.343	23.496	19.960	126.618	105.020
4	16:50:19.358	<b>1:01.059</b>	17.486	23.609	19.964	126.857	105.349
5	16:51:19.703	<b>1:00.345</b>	<b>17.209</b>	<b>23.298</b>	19.838	126.618	105.681
6	16:52:19.824	<b>1:00.121</b>	<b>17.056</b>	23.342	<b>19.723</b>	127.581	<b>107.030</b>
7	16:53:20.448	<b>1:00.624</b>	17.110	23.632	19.882	<b>127.824</b>	105.184
8	16:54:21.567	<b>1:01.119</b>	17.378	23.521	20.220	123.587	105.349
9	16:55:22.663	<b>1:01.096</b>	17.394	23.723	19.979	122.908	104.366
10	16:56:25.245	<b>1:02.582</b>	18.061	24.020	20.501	126.142	102.298

Lap	Time of Day	Lap Tm	S1	S2	S3	SFSpd	S1Spd
<b>(23) Paul REID</b>							
1	16:47:18.227	<b>1:05.588</b>	18.965			85.925	103.402
2	16:48:22.337	<b>1:04.110</b>	18.174			<b>1</b>	

## KMSC National Motorcycle Racing AC

## Lapchart

**KMSC Pre-Injection 600**
**Knockhill 1.267 miles**
**Race 33 - 3rd Race**
**29/07/2018 15:30**
**Race (10 Laps) started at 16:46:04**

Competitors	Laps											
	0	1	2	3	4	5	6	7	8	9	10	
Patryk MOTYKA (8)	1	8	8	8	41	41	41	41	41	41	41	41
Kieran MURRAY (41)	2	41	41	41	8	8	8	8	8	8	8	8
Cameron ROBB (54)	3	54	75	75	75	75	75	75	75	75	75	75
Harry PULLAR (75)	4	75	70	70	70	54	54	54	54	54	54	54
Simon HARDY (70)	5	70	60	60	21	21	21	21	21	21	21	21
Dougie BROWN (60)	6	60	21	21	54	70	70	70	70	60	60	60
Andy LOCK (21)	7	21	54	54	60	60	60	60	60	70	70	70
Michael MacKINNON (95)	8	95	95	95	95	95	95	95	95	95	95	95
Scott MILNE (117)	9	117	88	117	117	117	117	117	117	117	117	117
Andrew JONES-LOFTING (88)	10	88	117	23	23	23	23	23	23	23	23	23
Paul REID (23)	11	23	23									
-	12											
-	13											
-	14											
-	15											
-	16											
-	17											
-	18											
-	19											
-	20											
-	21											

Clerk of the Course.

Orbits

Sig :                      Time :

Chief Timekeeper : Ian Sharp (SMART Timing)

 Results available at [www.smart-timing.co.uk](http://www.smart-timing.co.uk) and [www.speedhive.com](http://www.speedhive.com)

Printed: 29/07/2018 16:58:31

