

# Knockhill

4<sup>th</sup>/5<sup>th</sup> August 2018



THE DAVID LESLIE  
**SUPER TOURING  
CAR FESTIVAL**



**S.M.A.R.T.**

**Scottish Motorsports Automatic Race Timing**

Ravenslea, Melrose Road, Galashiels, TD1 2AT

Telephone : 01896 – 752447



# Qualifying Results



Bulletin No. \_\_\_\_\_

## SMRC Super Touring Car Festival

Sorted on best lap time

HSCC Super Touring Car Championship

Knockhill 1.267 miles

Test session 1

04/08/2018 09:30

Practice started at 9:22:41

Pos	No.	Name	Make/Model	CC	Class Code	Laps	Best Tm	Diff	Best Speed	2nd Best
1	11	Stewart WHYTE	Honda Accord	2000	ST1	7	53.855		84.687	57.578
2	23	Conrad MURRAY	Ford Focus	2000		17	56.838	2.983	80.243	56.977

Clerk of the Course.

Orbits

Sig : Time :

Chief Timekeeper : Ian Sharp (SMART Timing)

Results available at [www.smart-timing.co.uk](http://www.smart-timing.co.uk) and [www.speedhive.com](http://www.speedhive.com)



Printed: 04/08/2018 18:57:50



## SMRC Super Touring Car Festival

HSCC Super Touring Car Championship

Knockhill 1.267 miles

Test session 1

04/08/2018 09:30

Practice started at 9:22:41

Lap	Time of Day	Lap Tm	S1	S2	S3	S3Spd	SFSpd	Lap	Time of Day	Lap Tm	S1	S2	S3	S3Spd	SFSpd
<b>(11) Stewart WHYTE</b>															
1	9:23:44.216			30.329	21.973	70.938	68.268								
2	9:24:55.551	<b>1:11.335</b>	23.917	26.838	20.580	85.815	72.549								
3	9:26:04.138	<b>1:08.587</b>	21.850	25.390	21.347	81.244	33.238								
4	9:30:32.316	<b>4:28.178</b>	3:45.851	24.511	17.816	102.142	101.524								
5	9:31:29.894	<b>57.578</b>	19.438	21.505	16.635	109.118	102.142								
6	9:32:23.749	<b>53.855</b>	<b>17.750</b>	<b>20.070</b>	<b>16.035</b>	<b>111.846</b>	<b>103.561</b>								
7	9:33:35.211	<b>1:11.462</b>	21.153	25.534	24.775	83.260	33.205								

<b>(23) Conrad MURRAY</b>															
1	9:25:33.667			28.991	22.422	67.717	75.064								
2	9:26:51.474	<b>1:17.807</b>	26.157	30.703	20.947	72.706	97.967								
3	9:27:53.070	<b>1:01.596</b>	19.598	23.005	18.993	106.015	95.731								
4	9:28:54.659	<b>1:01.589</b>	21.020	23.134	17.435	105.020	97.824								
5	9:29:55.078	<b>1:00.419</b>	20.141	22.643	17.635	105.349	97.967								
6	9:30:54.511	<b>59.433</b>	19.273	22.739	17.421	105.349	103.721								
7	9:31:52.611	<b>58.100</b>	18.814	22.232	17.054	110.556	100.460								
8	9:33:12.801	<b>1:20.190</b>	19.833	34.254	26.103	58.001	56.583								
9	9:34:39.134	<b>1:26.333</b>	29.370	34.806	22.157	56.063	<b>104.204</b>								
10	9:35:36.435	<b>57.301</b>	<b>18.666</b>	21.730	16.905	110.556	102.142								
11	9:36:33.648	<b>57.213</b>	18.737	21.759	<b>16.717</b>	<b>111.290</b>	101.832								
12	9:37:42.109	<b>1:08.461</b>	19.137	25.636	23.688	61.341	61.623								
13	9:38:53.294	<b>1:11.185</b>	25.706	23.220	22.259	74.564	66.641								
14	9:40:00.367	<b>1:07.073</b>	25.414	22.911	18.748	79.606	103.561								
15	9:40:57.205	<b>56.838</b>	18.753	<b>21.099</b>	16.986	111.290	102.768								
16	9:41:54.182	<b>56.977</b>	18.714	21.461	16.802	110.922	101.987								
17	9:43:15.348	<b>1:21.166</b>	21.765	28.125	31.276	50.994	32.961								

Clerk of the Course.

Orbits

Sig : Time :

Chief Timekeeper : Ian Sharp (SMART Timing)

Results available at [www.smart-timing.co.uk](http://www.smart-timing.co.uk) and [www.speedhive.com](http://www.speedhive.com)

Printed: 04/08/2018 18:59:15





# Qualifying Results



Bulletin No. \_\_\_\_\_

## SMRC Super Touring Car Festival

Sorted on best lap time

HSCC Super Touring Car Championship

Knockhill 1.267 miles

Test session 2

04/08/2018 11:25

Practice started at 11:25:00

Pos	No.	Name	Make/Model	CC	Class Code	Laps	Best Tm	Diff	Best Speed	2nd Best
1	28	Jason HUGHES	Vauxhall Vectra	2000	ST1	11	55.157		82.688	55.194
2	23	Conrad MURRAY	Ford Focus	2000		11	56.481	1.324	80.750	57.075
3	27	Alan Ian SCOTT FLUX	Mazda 323F	2000		12	58.446	3.289	78.035	58.663
4	44	Scott TOLLAN	Ford Focus	2000		2	1:02.540	7.383	72.927	

Clerk of the Course.

Orbits

Sig : Time :

Chief Timekeeper : Ian Sharp (SMART Timing)

Results available at [www.smart-timing.co.uk](http://www.smart-timing.co.uk) and [www.speedhive.com](http://www.speedhive.com)



Printed: 04/08/2018 18:59:50



## SMRC Super Touring Car Festival

### HSCC Super Touring Car Championship

Knockhill 1.267 miles

Test session 2

04/08/2018 11:25

Practice started at 11:25:00

Lap	Time of Day	Lap Tm	S1	S2	S3	S3Spd	SFSpd	Lap	Time of Day	Lap Tm	S1	S2	S3	S3Spd	SFSpd
<b>(28) Jason HUGHES</b>															
1	11:26:09.822			23.973	17.679	107.544	98.688								
2	11:27:13.924	<b>1:04.102</b>	19.700	24.943	19.459	108.588	38.194								
3	11:29:03.984	<b>1:50.060</b>	1:11.421	21.997	16.642	108.413	100.914								
4	11:30:00.931	<b>56.947</b>	18.457	21.222	17.268	110.012	100.611								
5	11:30:56.894	<b>55.963</b>	18.278	21.158	16.527	107.544	101.218								
6	11:31:52.576	<b>55.682</b>	18.095	21.042	16.545	110.556	100.310								
7	11:32:47.991	<b>55.415</b>	18.121	20.893	<b>16.401</b>	<b>111.290</b>	<b>101.524</b>								
8	11:33:43.148	<b>55.157</b>	17.884	20.847	16.426	111.105	101.371								
9	11:34:38.342	<b>55.194</b>	17.958	<b>20.681</b>	16.555	111.290	99.419								
10	11:35:33.744	<b>55.402</b>	<b>17.877</b>	20.926	16.599	108.764	98.833								
11	11:36:53.872	<b>1:20.128</b>	21.205	32.680	26.243	52.716	32.672								
<b>(23) Conrad MURRAY</b>															
1	11:31:00.371			30.842	22.119	55.737	92.181								
2	11:32:04.004	<b>1:03.633</b>	20.503	25.189	17.941	100.161	97.540								
3	11:33:03.919	<b>59.915</b>	20.413	22.336	17.166	105.681	102.454								
4	11:34:00.994	<b>57.075</b>	18.906	<b>21.395</b>	16.774	109.118	104.204								
5	11:34:57.475	<b>56.481</b>	<b>18.563</b>	21.527	<b>16.391</b>	110.922	103.402								
6	11:35:54.594	<b>57.119</b>	19.005	21.403	16.711	111.474	102.611								
7	11:36:51.798	<b>57.204</b>	18.929	21.653	16.622	<b>111.660</b>	102.926								
8	11:38:03.702	<b>1:11.904</b>	18.618	27.888	25.398	54.692	58.102								
9	11:39:37.554	<b>1:33.852</b>	30.346	35.915	27.591	51.071	53.729								
10	11:41:11.824	<b>1:34.270</b>	29.075	36.819	28.376	47.662	56.871								
11	11:42:46.247	<b>1:34.423</b>	33.125	36.116	25.182	42.473	<b>104.856</b>								
<b>(27) Alan Ian SCOTT FLUX</b>															
1	11:26:35.023			27.403	22.001	86.257	80.561								
2	11:27:49.118	<b>1:14.095</b>	22.853	26.125	25.117	81.839	34.432								
3	11:30:01.245	<b>2:12.127</b>	1:29.123	23.799	19.205	101.987	93.335								
4	11:31:01.915	<b>1:00.670</b>	19.730	22.862	18.078	102.768	96.005								
5	11:32:02.639	<b>1:00.724</b>	19.506	23.328	17.890	103.721	96.005								
6	11:33:02.099	<b>59.460</b>	19.502	22.647	17.311	104.366	95.868								
7	11:34:00.762	<b>58.663</b>	19.263	22.144	17.256	104.043	96.558								
8	11:35:04.087	<b>1:03.325</b>	19.336	<b>21.973</b>	22.016	104.204	33.996								
9	11:40:28.988	<b>5:24.901</b>	4:44.003	23.143	17.755	101.524	95.868								
10	11:41:27.812	<b>58.824</b>	19.267	22.334	17.223	104.529	<b>96.836</b>								
11	11:42:26.258	<b>58.446</b>	<b>19.001</b>	22.311	<b>17.134</b>	<b>104.692</b>	96.281								
12	11:43:42.323	<b>1:16.065</b>	20.513	29.119	26.433	68.687	35.043								
<b>(44) Scott TOLLAN</b>															
1	11:40:39.380			25.274	18.725	99.125	96.281								
2	11:41:41.920	<b>1:02.540</b>	21.348	<b>23.421</b>	<b>17.771</b>	<b>104.856</b>	<b>98.833</b>								

Clerk of the Course.

Sig : Time :  
Chief Timekeeper : Ian Sharp (SMART Timing)

Results available at [www.smart-timing.co.uk](http://www.smart-timing.co.uk) and [www.speedhive.com](http://www.speedhive.com)

Printed: 04/08/2018 19:00:07

Orbits



**SMRC Super Touring Car Festival**
**Sorted on best lap time**
**SMTC Fiesta and Hot Hatch / BMW Championship**
**Knockhill 1.267 miles**
**Qualifying 1**
**04/08/2018 13:30**
**Practice (15:00 Time) started at 13:28:19**

Pos	No.	Name	Make/Model	CC	Class Code	Laps	Best Tm	Diff	Best Speed	2nd Best
1	1	Wayne MacCAULAY	Ford Fiesta ST	2000	ST	7	<b>1:01.280</b>		74.426	1:01.281
2	85	Blair MURDOCH	Ford Fiesta ST	2000	ST	11	<b>1:02.152</b>	0.872	73.382	1:02.206
3	33	Ryan STIRLING	Ford Fiesta ST	2000	Guest	12	<b>1:02.245</b>	0.965	73.272	1:02.483
4	5	Lorn MURRAY	Ford Fiesta ST	2000	ST	12	<b>1:02.295</b>	1.015	73.214	1:02.469
5	37	Russell MORGAN	Ford Fiesta ST	2000	ST	12	<b>1:02.445</b>	1.165	73.038	1:02.452
6	3	Stewart SCOTT	Ford Fiesta ST	2000	ST	12	<b>1:02.718</b>	1.438	72.720	1:02.901
7	54	Nicholas FORSYTH	Ford Fiesta ST	2000	ST	11	<b>1:03.007</b>	1.727	72.386	1:03.217
8	19	Aiden WARD	Ford Fiesta ST	2000	ST	12	<b>1:03.815</b>	2.535	71.470	1:03.873

Clerk of the Course.

Orbits

Sig : Time :

Chief Timekeeper : Ian Sharp (SMART Timing)

 Results available at [www.smart-timing.co.uk](http://www.smart-timing.co.uk) and [www.speedhive.com](http://www.speedhive.com)

Printed: 04/08/2018 19:03:31



## SMRC Super Touring Car Festival

SMTC Fiesta and Hot Hatch / BMW Championship

Knockhill 1.267 miles

Qualifying 1

04/08/2018 13:30

Practice (15:00 Time) started at 13:28:19

Lap	Time of Day	Lap Tm	S1	S2	S3	S3Spd	SFSpd	Lap	Time of Day	Lap Tm	S1	S2	S3	S3Spd	SFSpd
<b>(1) Wayne MacCAULAY</b>								<b>(54) Nicholas FORSYTH</b>							
1	13:29:44.133			28.428	22.594	63.130	79.043	9	13:37:59.707	<b>1:02.965</b>	20.153	23.929	18.883	88.416	80.658
2	13:30:46.192	<b>1:02.059</b>	20.177	23.186	18.696	90.077	81.639	10	13:39:02.608	<b>1:02.901</b>	20.285	23.705	18.911	88.649	80.755
3	13:31:47.694	<b>1:01.502</b>	19.842	23.081	18.579	90.198	81.343	11	13:40:11.324	<b>1:08.716</b>	21.066	26.301	21.349	81.839	69.904
4	13:32:48.975	<b>1:01.281</b>	19.828	22.998	<b>18.455</b>	90.198	<b>81.938</b>	12	13:41:20.807	<b>1:09.483</b>	21.701	25.187	22.595	87.040	41.630
5	13:33:50.255	<b>1:01.280</b>	<b>19.787</b>	<b>22.904</b>	18.589	<b>90.686</b>	81.343	<b>(5) Aiden WARD</b>							
6	13:35:00.196	<b>1:09.941</b>	20.151	27.764	22.026	68.268	70.640	1	13:29:49.249			28.530	25.149	51.861	75.572
7	13:36:12.935	<b>1:12.739</b>	22.582	26.837	23.320	76.172	36.099	2	13:30:55.402	<b>1:06.153</b>	22.243	24.476	19.434	88.884	81.146
<b>(85) Blair MURDOCH</b>								3	13:31:58.887	<b>1:03.485</b>	20.780	<b>23.606</b>	19.099	<b>90.442</b>	<b>82.442</b>
1	13:29:28.942			25.553	19.752	85.054	76.782	4	13:33:07.637	<b>1:08.750</b>	23.970	26.150	<b>18.630</b>	88.767	81.739
2	13:30:34.329	<b>1:05.387</b>	21.438	24.708	19.241	88.416	81.639	5	13:34:10.854	<b>1:03.217</b>	20.840	23.623	18.754	89.836	81.343
3	13:31:36.481	<b>1:02.152</b>	20.381	<b>23.151</b>	<b>18.620</b>	<b>89.596</b>	<b>82.139</b>	6	13:35:13.861	<b>1:03.007</b>	<b>20.554</b>	23.651	18.802	89.477	81.146
4	13:32:43.687	<b>1:02.206</b>	20.133	23.241	18.832	89.596	80.950	7	13:36:17.428	<b>1:03.567</b>	20.833	23.830	18.904	89.002	81.343
5	13:33:41.046	<b>1:02.359</b>	20.184	23.490	18.685	89.239	81.441	8	13:37:21.090	<b>1:03.662</b>	20.762	23.953	18.947	88.183	81.540
6	13:34:43.262	<b>1:02.216</b>	20.048	23.332	18.836	89.239	81.146	9	13:38:24.633	<b>1:03.543</b>	20.739	23.861	18.943	89.358	81.441
7	13:35:45.687	<b>1:02.425</b>	<b>19.961</b>	23.313	19.151	89.239	80.658	10	13:39:28.341	<b>1:03.708</b>	20.883	23.678	19.147	88.884	81.343
8	13:36:48.547	<b>1:02.860</b>	20.146	23.429	19.285	88.416	79.795	11	13:40:43.506	<b>1:15.165</b>	23.174	27.992	23.999	76.086	32.186
9	13:37:58.317	<b>1:09.770</b>	21.522	24.287	23.961	87.040	30.954	<b>(19) Aiden WARD</b>							
10	13:40:24.986	<b>2:26.669</b>	1:33.849	30.488	22.332	65.986	68.547	1	13:29:46.471						
11	13:41:48.109	<b>1:23.123</b>	25.624	28.798	28.701	77.224	27.673	2	13:30:53.765	<b>1:07.294</b>					
<b>(33) Ryan STIRLING</b>								3	13:31:58.291	<b>1:04.526</b>					
1	13:29:32.052			26.322	20.718	87.266	81.839	4	13:33:02.709	<b>1:04.418</b>					
2	13:30:37.440	<b>1:05.388</b>	21.730	24.396	19.262	89.477	81.343	5	13:34:06.582	<b>1:03.873</b>					
3	13:31:40.659	<b>1:03.219</b>	20.479	23.529	19.211	90.932	81.839	6	13:35:10.735	<b>1:04.153</b>					
4	13:32:43.627	<b>1:02.968</b>	20.341	23.573	19.054	90.564	81.938	7	13:36:14.948	<b>1:04.213</b>					
5	13:33:46.136	<b>1:02.509</b>	<b>20.100</b>	23.468	18.941	90.932	81.639	8	13:37:19.634	<b>1:04.686</b>					
6	13:34:48.619	<b>1:02.483</b>	20.119	23.433	<b>18.931</b>	<b>91.677</b>	81.540	9	13:38:24.208	<b>1:04.574</b>					
7	13:35:50.864	<b>1:02.245</b>	20.136	<b>23.162</b>	18.947	90.809	81.839	10	13:39:28.023	<b>1:03.815</b>					
8	13:36:53.519	<b>1:02.655</b>	20.280	23.407	18.968	90.686	81.540	11	13:40:32.563	<b>1:04.540</b>					
9	13:37:56.259	<b>1:02.740</b>	20.159	23.581	19.000	90.564	<b>82.240</b>	12	13:41:40.666	<b>1:08.103</b>					
10	13:38:58.764	<b>1:02.505</b>	20.199	23.336	18.970	91.179	81.639	<b>(5) Lorn MURRAY</b>							
11	13:40:02.165	<b>1:03.401</b>	20.378	23.879	19.144	90.809	81.739	1	13:29:36.690			27.133	22.075	67.923	75.317
12	13:41:16.943	<b>1:14.778</b>	23.262	27.281	24.235	85.379	37.386	2	13:30:41.693	<b>1:05.003</b>	21.356	24.438	19.209	87.952	80.272
<b>(37) Russell MORGAN</b>								3	13:31:44.415	<b>1:02.722</b>	20.222	23.495	19.005	89.596	80.081
1	13:29:35.249			25.422	20.529	80.465	77.491	4	13:32:46.884	<b>1:02.469</b>	20.321	23.436	<b>18.712</b>	<b>89.716</b>	<b>80.465</b>
2	13:30:40.692	<b>1:05.443</b>	21.019	24.560	19.864	78.488	79.985	5	13:33:51.336	<b>1:04.452</b>	20.246	24.013	20.193	73.583	79.985
3	13:31:43.763	<b>1:03.071</b>	20.614	23.721	<b>18.736</b>	87.837	80.465	6	13:34:53.818	<b>1:02.482</b>	20.260	23.308	18.914	89.358	79.417
4	13:32:46.208	<b>1:02.445</b>	20.221	23.270	18.954	<b>89.477</b>	80.853	7	13:35:56.113	<b>1:02.295</b>	<b>20.194</b>	23.259	18.842	89.002	78.397
5	13:33:49.067	<b>1:02.859</b>	<b>20.098</b>	23.682	19.079	88.416	<b>81.146</b>	8	13:37:06.677	<b>1:10.564</b>	22.437	27.219	20.908	74.234	78.580
6	13:34:51.519	<b>1:02.452</b>	20.375	<b>23.188</b>	18.889	89.239	79.700	9	13:38:09.282	<b>1:02.605</b>	20.503	<b>23.157</b>	18.945	88.767	78.857
7	13:35:59.427	<b>1:07.908</b>	20.750	27.554	19.604	78.488	80.081	10	13:39:15.620	<b>1:06.338</b>	21.045	24.897	20.396	79.985	77.761
8	13:37:02.640	<b>1:03.213</b>	20.334	23.910	18.969	87.380	80.658	11	13:40:22.992	<b>1:07.372</b>	21.102	24.808	21.462	81.343	64.838
9	13:38:05.556	<b>1:02.916</b>	20.113	23.665	19.138	87.837	79.606	12	13:41:35.433	<b>1:12.441</b>	24.332	25.073	23.036	85.815	36.412
10	13:39:08.247	<b>1:02.691</b>	20.203	23.634	18.854	87.722	80.176	<b>(3) Stewart SCOTT</b>							
11	13:40:11.397	<b>1:03.150</b>	20.517	23.552	19.081	88.183	79.890	1	13:29:34.113			25.694	19.953	79.230	81.048
12	13:41:22.257	<b>1:10.860</b>	21.142	26.872	22.846	81.244	37.261	2	13:30:38.493	<b>1:04.380</b>	20.966	24.392	19.022	89.358	80.658
<b>(3) Stewart SCOTT</b>								3	13:31:41.842	<b>1:03.349</b>	20.407	23.820	19.122	89.477	81.146
1	13:29:34.113			25.694	19.953	79.230	81.048	4	13:32:44.974	<b>1:03.132</b>	20.298	23.720	19.114	<b>89.596</b>	80.755
2	13:30:38.493	<b>1:04.380</b>	20.966	24.392	19.022	89.358	80.658	5	13:33:47.692	<b>1:02.718</b>	20.084	23.699	18.935	89.358	<b>81.343</b>
3	13:31:41.842	<b>1:03.349</b>	20.407	23.820	19.122	89.477	81.146	6	13:34:50.665	<b>1:02.973</b>	<b>20.057</b>	23.897	19.019	88.649	80.658
4	13:32:44.974	<b>1:03.132</b>	20.298	23.720	19.114	<b>89.596</b>	80.755	7	13:35:53.779	<b>1:03.114</b>	20.449	23.865	<b>18.800</b>	88.884	80.272
5	13:33:47.692	<b>1:02.718</b>	20.084	23.699	18.935	89.358	<b>81.343</b>	8	13:36:56.742	<b>1:02.963</b>	20.173	<b>23.598</b>	19.192	88.767	81.244
6	13:34:50.665	<b>1:02.973</b>	<b>20.057</b>	23.897	19.019	88.649	80.658								
7	13:35:53.779	<b>1:03.114</b>	20.449	23.865	<b>18.800</b>	88.884	80.272								
8	13:36:56.742	<b>1:02.963</b>	20.173	<b>23.598</b>	19.192	88.767	81.244								

Clerk of the Course.

 Sig : \_\_\_\_\_ Time : \_\_\_\_\_  
 Chief Timekeeper : Ian Sharp (SMART Timing)

 Results available at [www.smart-timing.co.uk](http://www.smart-timing.co.uk) and [www.speedhive.com](http://www.speedhive.com)

Printed: 04/08/2018 19:04:12

Orbits



**SMRC Super Touring Car Festival**


SMTC Fiesta and Hot Hatch / BMW Championship

Knockhill 1.267 miles

Race 1 - 1st Race

04/08/2018 15:30

Race (15 Laps) started at 15:19:50



POLE POSITION

<b>2</b>
85 Blair MURDOCH 1:02.152
<b>4</b>
5 Lorn MURRAY 1:02.295
<b>6</b>
3 Stewart SCOTT 1:02.718
<b>8</b>
19 Aiden WARD 1:03.815

<b>1</b>
1 Wayne MacCAULAY 1:01.280
<b>3</b>
33 Ryan STIRLING 1:02.245
<b>5</b>
37 Russell MORGAN 1:02.445
<b>7</b>
54 Nicholas FORSYTH 1:03.007

**1**  
**2**  
**3**  
**4**

Clerk of the Course.

Sig :                      Time :

Chief Timekeeper : Ian Sharp (SMART Timing)

 Results available at [www.smart-timing.co.uk](http://www.smart-timing.co.uk) and [www.speedhive.com](http://www.speedhive.com)

Orbits







# Qualifying Results



Bulletin No. \_\_\_\_\_

## SMRC Super Touring Car Festival

Sorted on best lap time

Scottish Classic Sports & Saloon Championship

Knockhill 1.267 miles

Qualifying 2

04/08/2018 13:50

Practice (15:00 Time) started at 13:45:51

Pos	No.	Name	Make/Model	CC	Class Code	Laps	Best Tm	Diff	Best Speed	2nd Best
1	78	Andrew GRAHAM	Triumph TR8	3900	CE	14	57.731		79.002	58.086
2	49	Raymond BOYD	Porsche 911	2998	CE	15	59.323	1.592	76.881	59.604
3	77	Tommy GILMARTIN	Morgan +8	3900	CE	14	59.631	1.900	76.484	59.885
4	57	Bruce MITCHELL	Lotus Europa TC	1760	CB	13	1:00.176	2.445	75.792	1:00.730
5	17	Charlie COPE	VW Golf Gti	1800	CB	14	1:01.089	3.358	74.659	1:01.889
6	21	Jimmy CROW	Ford Escort	2000	CB	12	1:02.239	4.508	73.279	1:02.413
7	35	Ian BLACKLIN	Ford Capri	3000	CD	12	1:02.307	4.576	73.199	1:02.341
8	27	Mario FERRARI	Alfa Sprint Trofeo	1498	CA	14	1:02.325	4.594	73.178	1:02.545
9	33	Martin RAMSAY	Ford Fiesta XR2	1600	XR	10	1:05.359	7.628	69.781	1:05.925
10	10	Andy WALKER	Mallock Type R	1600	CG	12	1:06.376	8.645	68.712	1:07.476
11	66	Duncan O'NEILL	Ford Fiesta XR2	1600	XR	12	1:06.666	8.935	68.413	1:07.086
12	5	Michael LONGSTAFFE	MG Midget	1380	CA	8	1:07.586	9.855	67.482	1:08.688
13	91	Craig HOUSTON	Lotus Excel	2000	CB	12	1:08.043	10.312	67.029	1:08.552
14	20	William CONWAY	Mini Clubman GT	1380	CA	2	1:09.772	12.041	65.368	
15	43	Neil MacKAY	Austin Mini	1300	Guest	12	1:11.025	13.294	64.215	1:11.150
16	1	Alastair BAPTIE	Fiat X1/9	1498	CA	7	1:14.325	16.594	61.363	1:16.136

Clerk of the Course.

Orbits

Sig : Time :  
 Chief Timekeeper : Ian Sharp (SMART Timing)  
 Results available at [www.smart-timing.co.uk](http://www.smart-timing.co.uk) and [www.speedhive.com](http://www.speedhive.com)



Printed: 04/08/2018 19:07:29



## SMRC Super Touring Car Festival

### Scottish Classic Sports & Saloon Championship

### Knockhill 1.267 miles

### Qualifying 2

### 04/08/2018 13:50

### Practice (15:00 Time) started at 13:45:51

Lap	Time of Day	Lap Tm	S1	S2	S3	S3Spd	SFSpd	Lap	Time of Day	Lap Tm	S1	S2	S3	S3Spd	SFSpd
<b>(78) Andrew GRAHAM</b>															
1	13:47:24.916			33.491	22.624	56.967	98.111	9	13:56:30.084	<b>1:31.843</b>	19.998	49.912	21.933	79.795	68.758
2	13:48:28.693	<b>1:03.777</b>			18.297	103.561	98.979	10	13:57:37.091	<b>1:07.007</b>	23.134	24.360	19.513	87.040	83.885
3	13:49:45.616	<b>1:16.923</b>	23.477	31.407	22.039	74.070	98.111	11	13:58:39.481	<b>1:02.390</b>	20.454	23.251	18.685	89.596	86.146
4	13:50:51.754	<b>1:06.138</b>			20.912	104.366	96.836	12	13:59:42.835	<b>1:03.354</b>	20.252	23.833	19.269	87.380	86.257
5	13:51:57.578	<b>1:05.824</b>			21.094	105.515	91.677	13	14:00:44.923	<b>1:02.088</b>	19.970	23.470	18.648	93.465	86.368
6	13:53:09.568	<b>1:11.990</b>	21.413	30.975	19.602	83.675	100.914	14	14:01:46.012	<b>1:01.089</b>	<b>19.959</b>	<b>22.809</b>	<b>18.321</b>	95.868	<b>86.702</b>
7	13:54:17.020	<b>1:07.452</b>			18.279	95.731	100.310	<b>(21) Jimmy CROW</b>							
8	13:55:18.057	<b>1:01.037</b>			17.461	106.351	101.066	1	13:47:11.773			26.779	22.754	79.043	83.989
9	13:56:21.497	<b>1:03.440</b>	<b>19.990</b>	<b>25.924</b>	17.526	106.520	<b>101.218</b>	2	13:48:22.118	<b>1:10.345</b>	23.926	26.669	19.750	92.818	87.952
10	13:57:20.545	<b>59.048</b>			17.110	107.030	100.161	3	13:49:30.230	<b>1:08.112</b>	22.453	26.092	19.567	93.726	88.884
11	13:58:19.596	<b>59.051</b>			17.019	107.030	100.611	4	13:50:39.138	<b>1:08.908</b>	22.577	26.619	19.712	93.465	88.068
12	13:59:18.462	<b>58.866</b>			17.074	108.238	100.611	5	13:51:47.277	<b>1:08.139</b>	22.208	26.072	19.859	93.465	88.767
13	14:00:16.548	<b>58.086</b>			17.046	108.764	101.218	6	13:52:54.882	<b>1:07.605</b>	23.409	25.800	18.396	94.919	89.358
14	14:01:14.279	<b>57.731</b>			17.046	108.064	100.460	7	13:53:58.526	<b>1:03.644</b>	21.045	24.501	18.098	95.188	89.239
<b>(49) Raymond BOYD</b>															
1	13:47:09.995			27.929	21.625	83.780	95.053	8	13:55:02.060	<b>1:03.534</b>	21.130	24.129	18.275	95.323	89.120
2	13:48:17.776	<b>1:07.781</b>	22.456	26.520	18.805	100.011	95.595	9	13:56:05.688	<b>1:03.628</b>	20.550	25.007	<b>18.071</b>	95.053	89.239
3	13:49:23.963	<b>1:06.187</b>	21.928	25.361	18.898	101.832	98.111	10	13:57:08.101	<b>1:02.413</b>	<b>20.281</b>	23.885	18.247	<b>95.459</b>	89.002
4	13:50:32.468	<b>1:08.505</b>	22.622	26.524	19.359	99.714	<b>98.979</b>	11	13:58:10.340	<b>1:02.239</b>	20.320	<b>23.768</b>	18.151	94.919	<b>89.477</b>
5	13:51:38.363	<b>1:05.895</b>	21.746	25.469	18.680	98.833	96.976	12	13:59:33.184	<b>1:22.844</b>	22.505	31.755	28.584	65.343	27.447
6	13:52:42.686	<b>1:04.323</b>	20.877	24.776	18.670	103.402	97.824	<b>(35) Ian BLACKLIN</b>							
7	13:53:44.126	<b>1:01.440</b>	20.245	23.627	17.568	102.142	96.697	1	13:47:34.125				22.537	71.927	86.146
8	13:54:45.488	<b>1:01.362</b>	20.081	23.422	17.859	<b>104.856</b>	98.398	2	13:48:45.207	<b>1:11.082</b>	23.599	26.661	20.822	93.205	87.722
9	13:55:45.092	<b>59.604</b>	19.744	<b>22.525</b>	17.335	104.529	98.833	3	13:49:55.586	<b>1:10.379</b>	22.866	27.265	20.248	93.465	87.380
10	13:56:45.512	<b>1:00.420</b>	19.528	22.956	17.936	103.882	95.868	4	13:51:04.585	<b>1:08.999</b>			20.581	94.252	84.732
11	13:57:46.312	<b>1:00.800</b>	19.522	23.534	17.744	100.161	96.005	5	13:52:10.657	<b>1:06.072</b>		24.738	19.259	96.281	88.532
12	13:58:46.362	<b>1:00.050</b>	19.471	22.871	17.708	103.561	95.188	6	13:53:15.397	<b>1:04.740</b>	21.449	24.558	18.733	<b>96.558</b>	87.952
13	13:59:46.848	<b>1:00.486</b>	19.599	23.175	17.712	101.066	95.188	7	13:54:20.843	<b>1:05.446</b>	21.327	25.108	19.011	95.595	88.649
14	14:00:46.554	<b>59.706</b>	<b>19.385</b>	22.914	17.407	103.242	95.731	8	13:55:28.881	<b>1:08.038</b>	21.010	25.491	21.537	94.651	39.945
15	14:01:45.877	<b>59.323</b>	19.706	22.577	<b>17.040</b>	104.856	95.868	9	13:56:37.751	<b>2:38.870</b>	1:56.980	<b>23.520</b>	18.370	95.459	89.120
<b>(77) Tommy GILMARTIN</b>															
1	13:47:08.979			28.547	21.180	81.244	87.380	10	13:57:10.092	<b>1:02.341</b>	<b>19.987</b>	24.004	<b>18.350</b>	94.919	<b>89.477</b>
2	13:48:19.143	<b>1:10.164</b>	23.157	27.627	19.380	96.976	99.566	11	14:00:16.513	<b>1:06.421</b>	22.091	25.727	18.603	94.919	88.767
3	13:49:25.985	<b>1:06.842</b>	22.470	25.475	18.897	102.926	101.218	12	14:01:18.820	<b>1:02.307</b>	20.186	23.585	18.536	96.558	87.837
4	13:50:33.870	<b>1:07.885</b>	23.079	26.270	18.536	105.515	105.681	<b>(27) Mario FERRARI</b>							
5	13:51:39.906	<b>1:06.036</b>	22.202	24.944	18.890	99.419	103.402	1	13:47:15.406			27.252	21.413	83.571	81.938
6	13:52:43.300	<b>1:03.394</b>	21.075	23.985	18.334	106.183	98.398	2	13:48:24.487	<b>1:09.081</b>	23.333	25.028	20.720	90.077	82.543
7	13:53:45.700	<b>1:02.400</b>	20.892	23.992	17.516	106.183	108.413	3	13:49:33.433	<b>1:08.946</b>	24.131	25.215	19.600	89.596	82.442
8	13:54:46.460	<b>1:00.760</b>	19.741	23.362	17.657	<b>114.323</b>	107.201	4	13:50:40.697	<b>1:07.264</b>	22.528	25.448	19.288	90.077	82.849
9	13:55:46.091	<b>59.631</b>	19.712	22.564	17.355	112.220	<b>108.764</b>	5	13:51:48.391	<b>1:07.694</b>	21.673	25.458	20.563	89.002	81.343
10	13:56:45.976	<b>59.885</b>	<b>19.302</b>	22.834	17.749	103.402	100.914	6	13:52:58.176	<b>1:09.785</b>	23.310	27.413	19.062	88.649	82.543
11	13:57:46.925	<b>1:00.949</b>	20.781	22.703	17.465	108.238	103.561	7	13:54:01.663	<b>1:03.487</b>	21.077	23.666	18.744	<b>90.564</b>	82.849
12	13:58:47.234	<b>1:00.309</b>	20.021	<b>22.420</b>	17.868	102.926	108.764	8	13:55:07.525	<b>1:05.862</b>	23.196	24.103	<b>18.563</b>	90.198	82.849
13	13:59:47.576	<b>1:00.342</b>	20.176	22.847	<b>17.319</b>	112.033	105.848	9	13:56:12.792	<b>1:05.267</b>	20.965	25.273	19.029	85.487	82.645
14	14:00:54.550	<b>1:06.974</b>	19.709	22.612	24.653	102.926	28.149	10	13:57:15.930	<b>1:03.138</b>	20.472	23.769	18.897	89.120	81.739
<b>(57) Bruce MITCHELL</b>															
1	13:47:34.001			32.675	22.812	75.064	75.487	11	13:58:19.114	<b>1:03.184</b>	20.509	24.046	18.629	89.120	<b>83.260</b>
2	13:48:46.316	<b>1:12.315</b>	24.727	26.609	20.979	94.252	91.303	12	13:59:21.659	<b>1:02.545</b>	20.558	<b>23.422</b>	18.565	90.077	82.645
3	13:49:56.607	<b>1:10.291</b>	22.732	27.173	20.386	94.785	93.076	13	14:00:23.984	<b>1:02.325</b>	<b>20.279</b>	23.473	18.573	89.358	82.747
4	13:51:03.721	<b>1:07.114</b>	21.928	25.680	19.506	99.125	92.818	14	14:01:27.669	<b>1:03.685</b>	20.807	24.140	18.738	87.494	82.747
5	13:52:08.841	<b>1:05.120</b>	21.852	24.161	19.107	99.125	93.335	<b>(33) Martin RAMSAY</b>							
6	13:53:11.643	<b>1:02.802</b>	21.247	23.610	17.945	100.011	93.988	1	13:47:53.068			33.117	23.866	60.512	65.216
7	13:54:18.730	<b>1:07.087</b>	21.049	27.576	18.462	96.976	94.120	2	13:49:11.514	<b>1:18.446</b>	24.768	29.701	23.977	76.432	61.118
8	13:55:24.103	<b>1:05.373</b>	21.407	25.858	18.108	97.257	93.335	3	13:50:45.094	<b>1:33.580</b>	33.146	37.456	22.978	50.155	75.148
9	13:56:29.679	<b>1:05.576</b>	20.617	24.580	20.379	80.561	87.494	4	13:51:53.252	<b>1:08.158</b>	22.258	25.468	20.432	<b>82.240</b>	75.742
10	13:57:34.261	<b>1:04.582</b>	21.686	24.832	18.064	96.281	93.988	5	13:53:05.918	<b>1:12.666</b>	23.620	28.499	20.547	81.048	74.399
11	13:58:34.991	<b>1:00.730</b>	20.223	<b>22.694</b>	17.813	99.566	<b>94.518</b>	6	13:54:32.984	<b>1:27.066</b>	22.576	42.116	22.374	49.894	75.572
12	13:59:35.167	<b>1:00.176</b>	<b>19.764</b>	22.749	<b>17.663</b>	<b>100.310</b>	94.518	7	13:55:38.343	<b>1:05.359</b>	21.091	<b>24.294</b>	<b>19.974</b>	82.139	<b>75.914</b>
13	14:01:03.146	<b>1:27.979</b>	23.768	36.102	28.109	73.907	29.524	8	13:56:44.268	<b>1:05.925</b>	<b>21.029</b>	24.858	20.038	79.795	74.481
<b>(17) Charlie COPE</b>															
1	13:47:17.460			27.427	22.268	72.706	74.564	9	13:57:52.354	<b>1:08.086</b>	23.152	24.723	20.211	80.950	74.897
2	13:48:26.448	<b>1:08.988</b>	23.807	25.411	19.770	84.306	85.487	10	13:59:29.258	<b>1:36.904</b>	30.543	33.360	33.001	59.440	28.888
3	13:49:37.329	<b>1:10.881</b>	22.728	26.377	21.776	72.706	83.989	<b>(10) Andy WALKER</b>							
4	13:50:42.256	<b>1:04.927</b>	21.611	24.270	19.046	96.419	86.146	1	13:47:37.229			33.847	26.149	56.440	83.885
5	13:51:46.890	<b>1:04.634</b>	20.986	24.450	19.198	95.731	85.815	2	13:49:04.085	<b>1:26.856</b>	28.926	33.325	24.605	62.022	81.839
6	13:52:51.948	<b>1:05.058</b>	22.427	23.958	18.673	<b>96.419</b>	84.946	3	13:50:23.260	<b>1:19.175</b>	26.235	30.508	22.432	77.761	83.675
7	13:53:53.837	<b>1:01.889</b>	20.403	23.047	18.439	<b>96.879</b>									



## SMRC Super Touring Car Festival

Scottish Classic Sports & Saloon Championship

Knockhill 1.267 miles

Qualifying 2

04/08/2018 13:50

Practice (15:00 Time) started at 13:45:51

Lap	Time of Day	Lap Tm	S1	S2	S3	S3Spd	SFSpd	Lap	Time of Day	Lap Tm	S1	S2	S3	S3Spd	SFSpd
11	14:00:02.097	<b>1:06.376</b>	21.809	25.970	18.597	93.465	91.677								
12	14:01:12.379	<b>1:10.282</b>	21.897	26.766	21.619	92.435	44.442								
<b>(66) Duncan O'NEILL</b>															
1	13:47:54.029			32.576	24.112	58.405	72.549								
2	13:49:11.644	<b>1:17.615</b>	24.563	29.995	23.057	78.214	67.513								
3	13:50:29.459	<b>1:17.815</b>	26.258	29.699	21.858	79.700	73.826								
4	13:51:44.354	<b>1:14.895</b>	23.312	28.664	22.919	79.323	74.234								
5	13:53:00.559	<b>1:16.205</b>	26.949	29.121	20.135	81.048	74.481								
6	13:54:08.512	<b>1:07.953</b>	22.189	25.680	20.084	82.039	74.730								
7	13:55:16.151	<b>1:07.639</b>	21.967	25.517	20.155	80.950	74.730								
8	13:56:28.175	<b>1:12.024</b>	22.525	28.322	21.177	<b>82.442</b>	74.481								
9	13:57:38.246	<b>1:10.071</b>	22.245	27.182	20.644	79.890	73.907								
10	13:58:44.912	<b>1:06.666</b>	<b>21.533</b>	25.145	<b>19.988</b>	81.441	<b>75.317</b>								
11	13:59:53.251	<b>1:08.339</b>	21.821	26.329	20.189	78.950	74.316								
12	14:01:00.337	<b>1:07.086</b>	21.838	<b>25.018</b>	20.230	81.146	74.897								
<b>(5) Michael LONGSTAFFE</b>															
1	13:47:49.621			31.496	23.192	69.398	77.851								
2	13:49:07.930	<b>1:18.309</b>	26.044	30.120	22.145	84.095	79.511								
3	13:50:21.553	<b>1:13.623</b>	24.527	28.515	20.581	86.257	81.441								
4	13:51:32.442	<b>1:10.889</b>	23.486	27.218	20.185	87.608	81.343								
5	13:52:44.188	<b>1:11.746</b>	23.185	27.101	21.460	87.380	81.048								
6	13:53:51.774	<b>1:07.586</b>	<b>22.660</b>	<b>25.703</b>	<b>19.223</b>	<b>89.358</b>	<b>82.543</b>								
7	13:55:00.462	<b>1:08.688</b>	22.762	26.575	19.351	89.358	81.441								
8	13:56:28.353	<b>1:27.891</b>	25.936	33.282	28.673	57.406	36.412								
<b>(91) Craig HOUSTON</b>															
1	13:47:40.152			33.694	25.539	71.467	66.774								
2	13:49:02.399	<b>1:22.247</b>	26.650	32.911	22.686	78.214	73.664								
3	13:50:18.493	<b>1:16.094</b>	24.646	29.703	21.745	77.135	78.580								
4	13:51:28.739	<b>1:10.246</b>	22.366	26.852	21.028	81.739	79.511								
5	13:52:40.119	<b>1:11.380</b>	24.039	26.985	20.356	86.368	79.511								
6	13:53:48.671	<b>1:08.552</b>	<b>22.037</b>	26.208	<b>20.307</b>	84.839	<b>81.048</b>								
7	13:55:13.557	<b>1:24.886</b>	36.316	27.946	20.624	83.571	77.851								
8	13:56:27.758	<b>1:14.201</b>	23.382	29.601	21.218	84.732	78.123								
9	13:57:39.520	<b>1:11.762</b>	22.202	27.499	22.061	78.765	75.657								
10	13:58:49.297	<b>1:09.777</b>	22.126	25.702	21.949	84.518	76.782								
11	13:59:57.340	<b>1:08.043</b>	22.268	<b>25.371</b>	20.404	<b>87.040</b>	74.647								
12	14:01:21.778	<b>1:24.438</b>	24.390	30.810	29.238	65.090	29.001								
<b>(20) William CONWAY</b>															
1	13:47:14.530			27.453	23.616	81.146	73.342								
2	13:48:24.302	<b>1:09.772</b>	<b>22.889</b>	<b>25.690</b>	<b>21.193</b>	<b>84.625</b>	<b>79.230</b>								
<b>(43) Neil MacKAY</b>															
1	13:47:44.633				25.098		67.445								
2	13:49:10.001	<b>1:25.368</b>			24.548		65.471								
3	13:50:33.491	<b>1:23.490</b>			23.343		74.152								
4	13:51:52.584	<b>1:19.093</b>			22.022		75.914								
5	13:53:06.706	<b>1:14.122</b>			21.882		76.607								
6	13:54:21.100	<b>1:14.394</b>			22.042		76.694								
7	13:55:32.465	<b>1:11.365</b>			20.951	<b>82.849</b>	77.851								
8	13:56:45.921	<b>1:13.456</b>			21.087		77.224								
9	13:57:57.248	<b>1:11.327</b>			<b>20.305</b>		78.214								
10	13:59:08.273	<b>1:11.025</b>			20.348		78.305								
11	14:00:19.913	<b>1:11.640</b>			20.786		78.123								
12	14:01:31.063	<b>1:11.150</b>			20.382		<b>78.397</b>								
<b>(1) Alastair BAPTIE</b>															
1	13:47:46.362			29.891	24.482	66.840	65.792								
2	13:49:08.709	<b>1:22.347</b>	26.320	29.869	26.158	65.727	64.651								
3	13:50:28.570	<b>1:19.861</b>	26.709	29.671	23.481	68.828	66.641								
4	13:51:49.191	<b>1:20.621</b>	28.710	27.871	24.040	73.182	<b>76.782</b>								
5	13:53:03.516	<b>1:14.325</b>	24.195	27.946	22.184	78.397	67.041								
6	13:54:22.994	<b>1:19.478</b>	25.449	32.054	<b>21.975</b>	71.620	75.657								
7	13:55:39.130	<b>1:16.136</b>	<b>23.256</b>	<b>25.602</b>	27.278	<b>79.043</b>	24.910								

Clerk of the Course.

Sig : Time :

Chief Timekeeper : Ian Sharp (SMART Timing)

Results available at [www.smart-timing.co.uk](http://www.smart-timing.co.uk) and [www.speedhive.com](http://www.speedhive.com)

Printed: 04/08/2018 19:08:07

Orbits





## SMRC Super Touring Car Festival


Scottish Classic Sports & Saloon Championship

Knockhill 1.267 miles

Race 2 - 1st Race

04/08/2018 15:55

Race (15 Laps) started at 15:51:58



POLE POSITION

<b>2</b> 49 Raymond BOYD 59.323
<b>4</b> 57 Bruce MITCHELL 1:00.176
<b>6</b> 21 Jimmy CROW 1:02.239
<b>8</b> 27 Mario FERRARI 1:02.325
<b>10</b> 10 Andy WALKER 1:06.376
<b>12</b> 5 Michael LONGSTAFFE 1:07.586
<b>14</b> 20 William CONWAY 1:09.772
<b>16</b> 1 Alastair BAPTIE 1:14.325

<b>1</b> 78 Andrew GRAHAM 57.731
<b>3</b> 77 Tommy GILMARTIN 59.631
<b>5</b> 17 Charlie COPE 1:01.089
<b>7</b> 35 Ian BLACKLIN 1:02.307
<b>9</b> 33 Martin RAMSAY 1:05.359
<b>11</b> 66 Duncan O'NEILL 1:06.666
<b>13</b> 91 Craig HOUSTON 1:08.043
<b>15</b> 43 Neil MacKAY 1:11.025

1  
2  
3  
4  
5  
6  
7  
8

Clerk of the Course.

Orbits

Sig : Time :  
Chief Timekeeper : Ian Sharp (SMART Timing)  
Results available at [www.smart-timing.co.uk](http://www.smart-timing.co.uk) and [www.speedhive.com](http://www.speedhive.com)





# Qualifying Results



Bulletin No. \_\_\_\_\_

## HSCC Super Touring Car Festival

Sorted on best lap time

HSCC Super Touring Car Championship

Knockhill 1.267 miles

Qualifying 3

04/08/2018 14:15

Practice (15:00 Time) started at 14:13:42

Pos	No.	Name	Make/Model	CC	Class Code	Laps	Best Tm	Diff	Best Speed	2nd Best
1	11	Stewart WHYTE	Honda Accord	2000	ST1	7	53.108		85.879	53.629
2	98	John CLELAND	Vauxhall Vectra	1998	ST1	8	55.449	2.341	82.253	55.515
3	28	Jason HUGHES	MG ZF	2000	ST1	12	55.501	2.393	82.176	55.703
4	4	Allister McMILLAN	Nissan Primera	1999	ST2	10	55.736	2.628	81.829	57.053
5	23	Conrad MURRAY	Ford Focus	2000		9	56.492	3.384	80.734	56.664
6	44	Scott TOLLAN	Ford Focus	2000		9	56.824	3.716	80.263	57.334
7	27	Ian FLUX	Mazda 323F	2000	ST2	7	57.178	4.070	79.766	57.596
8	19	Graham WAIT	Ford Sierra Cosworth	2000T		11	58.403	5.295	78.093	1:00.094
9	59	Gary WAIT	Ford Sierra Cosworth	2000		9	1:03.466	10.358	71.863	1:04.170

Clerk of the Course.

Orbits

Sig : Time :

Chief Timekeeper : Ian Sharp (SMART Timing)

Results available at [www.smart-timing.co.uk](http://www.smart-timing.co.uk) and [www.speedhive.com](http://www.speedhive.com)

Printed: 04/08/2018 19:00:28





## SMRC Super Touring Car Festival

### HSCC Super Touring Car Championship

Knockhill 1.267 miles

### Qualifying 3

04/08/2018 14:15

Practice (15:00 Time) started at 14:13:42

Lap	Time of Day	Lap Tm	S1	S2	S3	S3Spd	SFSpd	Lap	Time of Day	Lap Tm	S1	S2	S3	S3Spd	SFSpd	
<b>(11) Stewart WHYTE</b>																
1	14:14:59.506			28.247	17.861	78.672	102.298	6	14:20:13.373	<b>57.178</b>	18.730	<b>21.436</b>	<b>17.012</b>	<b>103.561</b>	95.731	
2	14:15:56.500	<b>56.994</b>	18.647	21.796	16.551	109.832	103.882	7	14:21:27.358	<b>1:13.985</b>	20.940	27.569	25.476	71.089	33.773	
3	14:16:51.222	<b>54.722</b>	17.916	20.646	16.160	111.290	103.882	<b>(19) Graham WAIT</b>								
4	14:17:46.641	<b>55.419</b>	18.004	21.124	16.291	110.193	<b>104.529</b>	1	14:15:16.072				20.327		84.946	
5	14:18:40.270	<b>53.629</b>	17.402	20.194	16.033	111.105	104.043	2	14:16:19.771	<b>1:03.699</b>			18.562		93.076	
6	14:19:33.378	<b>53.108</b>	<b>17.309</b>	<b>19.939</b>	<b>15.860</b>	<b>112.220</b>	103.882	3	14:17:22.422	<b>1:02.651</b>			18.621		91.179	
7	14:20:43.654	<b>1:10.276</b>	20.477	25.773	24.026	83.363	31.054	4	14:18:23.165	<b>1:00.743</b>			17.898		93.988	
<b>(98) John CLELAND</b>																
1	14:15:02.297			27.746	19.727	72.785	97.257	5	14:19:25.011	<b>1:01.846</b>			18.401	100.611	96.005	
2	14:16:01.349	<b>59.052</b>	19.785	22.212	17.055	107.201	100.460	6	14:20:25.781	<b>1:00.770</b>			18.081	98.111	91.928	
3	14:16:58.283	<b>56.934</b>	18.756	21.329	16.849	107.890	100.460	7	14:21:26.864	<b>1:01.083</b>			18.099		91.427	
4	14:17:54.421	<b>56.138</b>	18.281	21.047	16.810	108.588	100.460	8	14:22:26.958	<b>1:00.094</b>			18.307	105.349	95.188	
5	14:18:50.405	<b>55.984</b>	18.334	20.908	16.742	107.890	<b>100.762</b>	9	14:23:25.361	<b>58.403</b>			<b>17.257</b>	<b>107.030</b>	<b>100.611</b>	
6	14:19:45.920	<b>55.515</b>	<b>18.024</b>	20.903	<b>16.588</b>	<b>108.941</b>	100.762	10	14:24:41.178	<b>1:15.817</b>			23.462		78.488	
7	14:20:41.369	<b>55.449</b>	18.072	<b>20.753</b>	16.624	108.764	100.762	11	14:26:04.588	<b>1:23.410</b>			31.903	64.095	24.288	
8	14:21:54.951	<b>1:13.582</b>	20.042	27.257	26.283	76.086	35.734	<b>(59) Gary WAIT</b>								
<b>(28) Jason HUGHES</b>																
1	14:15:03.972			27.550	20.453	65.090	90.686	1	14:15:07.727				21.110	73.989	82.951	
2	14:16:03.706	<b>59.734</b>	19.567	22.617	17.550	101.371	92.947	2	14:16:16.113	<b>1:08.386</b>			22.379	74.730	83.885	
3	14:17:01.550	<b>57.844</b>	18.902	21.987	16.955	101.371	93.726	3	14:17:20.283	<b>1:04.170</b>			19.015	87.722	92.181	
4	14:17:58.533	<b>56.983</b>			16.724	103.084	94.919	4	14:18:24.909	<b>1:04.626</b>			20.212	82.442	82.645	
5	14:18:54.643	<b>56.110</b>		21.155	16.655	102.768	96.005	5	14:19:28.375	<b>1:03.466</b>			19.382	<b>89.477</b>	86.035	
6	14:19:50.346	<b>55.703</b>			<b>16.549</b>	104.204	<b>97.540</b>	6	14:20:36.867	<b>1:08.492</b>			24.299	79.511	29.746	
7	14:20:45.847	<b>55.501</b>			16.601	<b>104.856</b>	96.836	7	14:22:36.381	<b>1:59.514</b>			<b>18.557</b>	85.815	<b>96.143</b>	
8	14:21:41.885	<b>56.038</b>	<b>18.135</b>	21.169	16.734	101.987	96.281	8	14:23:41.163	<b>1:04.782</b>			21.739	80.561	76.432	
9	14:22:37.914	<b>56.029</b>			16.704	103.721	96.836	9	14:24:50.026	<b>1:08.863</b>			24.575	82.951	27.719	
10	14:23:33.720	<b>55.806</b>			16.588	104.366	95.868	<b>(4) Allister McMILLAN</b>								
11	14:24:29.542	<b>55.822</b>			16.553	103.242	96.558	1	14:15:09.559				20.730	83.571	94.518	
12	14:25:28.227	<b>58.685</b>			19.181	103.882	35.848	2	14:16:11.659	<b>1:02.100</b>			17.929	101.832	96.697	
<b>(23) Conrad MURRAY</b>																
1	14:15:09.559			27.550	20.453	65.090	90.686	3	14:17:10.236	<b>58.577</b>			17.190	101.987	97.117	
2	14:16:11.659	<b>1:02.100</b>			17.550	101.371	92.947	4	14:18:07.535	<b>57.299</b>			16.921	103.721	97.540	
3	14:17:10.236	<b>58.577</b>			16.955	101.371	93.726	5	14:19:07.899	<b>1:00.364</b>			17.072	102.142	<b>98.398</b>	
4	14:18:07.535	<b>57.299</b>			16.724	103.084	94.919	6	14:20:04.952	<b>57.053</b>			17.169	104.043	97.967	
5	14:19:07.899	<b>1:00.364</b>			16.655	102.768	96.005	7	14:21:02.269	<b>57.317</b>			17.298	103.882	98.398	
6	14:20:04.952	<b>57.053</b>			<b>16.549</b>	104.204	<b>97.540</b>	8	14:21:58.005	<b>55.736</b>			<b>16.619</b>	<b>105.848</b>	97.967	
7	14:21:02.269	<b>57.317</b>			16.601	<b>104.856</b>	96.836	9	14:22:57.099	<b>59.094</b>			19.842	104.856	70.050	
8	14:21:58.005	<b>55.736</b>			16.734	101.987	96.281	10	14:24:19.117	<b>1:22.018</b>			29.475	67.854	26.173	
9	14:22:57.099	<b>59.094</b>			16.704	103.721	96.836	<b>(44) Scott TOLLAN</b>								
10	14:24:19.117	<b>1:22.018</b>			16.588	104.366	95.868	1	14:15:08.514				25.719	20.681	77.047	
<b>(27) Ian FLUX</b>																
1	14:15:08.514			25.719	20.681	77.047	95.323	2	14:16:14.172	<b>1:05.658</b>	21.408	25.213	19.037	99.419	94.651	
2	14:16:14.172	<b>1:05.658</b>	21.408	25.213	19.037	99.419	94.651	3	14:17:14.925	<b>1:00.753</b>	20.404	22.800	17.549	104.204	98.688	
3	14:17:14.925	<b>1:00.753</b>	20.404	22.800	17.549	104.204	98.688	4	14:18:14.427	<b>59.502</b>	19.643	22.379	17.480	105.681	<b>100.611</b>	
4	14:18:14.427	<b>59.502</b>	19.643	22.379	17.480	105.681	<b>100.611</b>	5	14:19:12.173	<b>57.746</b>	18.938	21.773	17.035	<b>107.372</b>	99.125	
5	14:19:12.173	<b>57.746</b>	18.938	21.773	17.035	<b>107.372</b>	99.125	6	14:20:10.320	<b>58.147</b>	18.841	21.788	17.518	104.366	99.125	
6	14:20:10.320	<b>58.147</b>	18.841	21.788	17.518	104.366	99.125	7	14:21:07.654	<b>57.334</b>	18.826	21.474	17.034	105.184	99.125	
7	14:21:07.654	<b>57.334</b>	18.826	21.474	17.034	105.184	99.125	8	14:22:04.478	<b>56.824</b>	<b>18.743</b>	<b>21.121</b>	<b>16.960</b>	106.520	99.714	
8	14:22:04.478	<b>56.824</b>	<b>18.743</b>	<b>21.121</b>	<b>16.960</b>	106.520	99.714	9	14:23:15.751	<b>1:11.273</b>	21.578	26.361	23.334	90.564	29.628	
9	14:23:15.751	<b>1:11.273</b>	21.578	26.361	23.334	90.564	29.628	<b>(27) Ian FLUX</b>								
<b>(27) Ian FLUX</b>																
1	14:15:11.300			25.445	18.588	85.596	94.120	1	14:15:11.300				25.445	18.588	85.596	94.120
2	14:16:12.534	<b>1:01.234</b>	19.650	23.109	18.475	100.161	94.252	2	14:16:12.534	<b>1:01.234</b>	19.650	23.109	18.475	100.161	94.252	
3	14:17:11.125	<b>58.591</b>	19.220	22.148	17.223	102.611	95.459	3	14:17:11.125	<b>58.591</b>	19.220	22.148	17.223	102.611	95.459	
4	14:18:08.721	<b>57.596</b>	<b>18.723</b>	21.714	17.159	102.926	96.558	4	14:18:08.721	<b>57.596</b>	<b>18.723</b>	21.714	17.159	102.926	96.558	
5	14:19:16.195	<b>1:07.474</b>	19.942	25.773	21.759	59.918	<b>97.117</b>	5	14:19:16.195	<b>1:07.474</b>	19.942	25.773	21.759	59.918	<b>97.117</b>	

Clerk of the Course.

Sig : Time :  
Chief Timekeeper : Ian Sharp (SMART Timing)

Results available at [www.smart-timing.co.uk](http://www.smart-timing.co.uk) and [www.speedhive.com](http://www.speedhive.com)

Orbits







## SMRC Super Touring Car Festival


HSCC Super Touring Car Championship

Knockhill 1.267 miles

Race 3 - 1st Race

04/08/2018 16:20

Race (20 Laps) started at 16:25:48



POLE POSITION

**2**

98 John CLELAND  
55.449

**4**

4 Allister McMILLAN  
55.736

**6**

44 Scott TOLLAN  
56.824

**8**

19 Graham WAIT  
58.403

**1**

11 Stewart WHYTE  
53.108

**3**

28 Jason HUGHES  
55.501

**5**

23 Conrad MURRAY  
56.492

**7**

27 Ian FLUX  
57.178

**9**

59 Gary WAIT  
1:03.466

1  
2  
3  
4  
5

Clerk of the Course.

Sig :                      Time :

Chief Timekeeper : Ian Sharp (SMART Timing)

Results available at [www.smart-timing.co.uk](http://www.smart-timing.co.uk) and [www.speedhive.com](http://www.speedhive.com)

Orbits



SMRC Super Touring Car Festival

Sorted on best lap time

Scottish Formula Ford 1600 Championship

Knockhill 1.267 miles

Qualifying 4

04/08/2018 14:35

Practice (15:00 Time) started at 14:29:44

Pos	No.	Name	Make/Model	CC	Class Code	Laps	Best Tm	Diff	Best Speed	2nd Best
1	1	Ross MARTIN	Ray GR17	1600	FFA	17	54.409		83.825	54.498
2	33	Jordan GRONKOWSKI	Van Diemen JL012K	1600	FFA	15	54.472	0.063	83.728	54.688
3	0	Josh SMITH	Ray GR14	1600	Guest	17	54.735	0.326	83.326	54.808
4	92	Matthew CHISHOLM	Van Diemen RF00	1600	FFA	16	54.916	0.507	83.051	54.966
5	78	James CLARKE	Mygale SJ08	1600	FFA	16	55.133	0.724	82.724	55.341
6	88	Sebastian MELROSE	Ray GR14	1600	FFA	16	55.255	0.846	82.542	55.290
7	70	Gary SYKES	Ray GR10	1600	FFA	16	55.314	0.905	82.454	55.337
8	29	Ross HOWE	Van Diemen RF99	1600	FFA	16	55.528	1.119	82.136	55.666
9	30	Steven BARLOW	Ray GR09	1600	FFA	16	55.773	1.364	81.775	56.029
10	77	Fraser GRAY	Ray GR14	1600	FFA	16	56.665	2.256	80.488	56.758

Clerk of the Course.

Orbits

Sig : Time :

Chief Timekeeper : Ian Sharp (SMART Timing)

Results available at [www.smart-timing.co.uk](http://www.smart-timing.co.uk) and [www.speedhive.com](http://www.speedhive.com)

Printed: 04/08/2018 19:11:16







SMRC Super Touring Car Festival

Scottish Formula Ford 1600 Championship

Knockhill 1.267 miles

Qualifying 4

04/08/2018 14:35

Practice (15:00 Time) started at 14:29:44

Lap	Time of Day	Lap Tm	S1	S2	S3	S3Spd	SFSpd	Lap	Time of Day	Lap Tm	S1	S2	S3	S3Spd	SFSpd
2	14:31:56.723	<b>56.867</b>	18.483	21.363	17.021	99.125	91.552								
3	14:32:54.895	<b>58.172</b>	19.461	21.304	17.407	98.979	93.076								
4	14:33:51.414	<b>56.519</b>	18.299	21.129	17.091	99.863	92.818								
5	14:34:49.219	<b>57.805</b>	18.189	22.309	17.307	96.558	<b>93.726</b>								
6	14:35:46.579	<b>57.360</b>	18.342	21.655	17.363	100.161	92.308								
7	14:36:44.129	<b>57.550</b>	18.272	21.750	17.528	98.398	93.335								
8	14:37:43.977	<b>59.848</b>	19.069	22.788	17.991	94.919	92.690								
9	14:38:39.750	<b>55.773</b>	17.956	21.064	<b>16.753</b>	100.460	93.205								
10	14:39:35.819	<b>56.069</b>	18.102	<b>21.042</b>	16.925	100.161	92.562								
11	14:40:32.163	<b>56.344</b>	<b>17.955</b>	21.199	17.190	<b>101.218</b>	92.308								
12	14:41:28.460	<b>56.297</b>	18.305	21.097	16.895	99.419	92.947								
13	14:42:24.838	<b>56.378</b>	18.198	21.207	16.973	99.863	92.562								
14	14:43:20.867	<b>56.029</b>	17.980	21.076	16.973	99.714	92.562								
15	14:44:18.546	<b>57.679</b>	18.855	21.653	17.171	99.419	92.690								
16	14:45:14.875	<b>56.329</b>	18.091	21.093	17.145	100.310	92.308								

(77) Fraser GRAY

1	14:30:54.666			22.909	18.508	96.976	90.564								
2	14:31:54.512	<b>59.846</b>	19.519	22.424	17.903	98.254	91.677								
3	14:32:52.882	<b>58.370</b>	18.859	21.898	17.613	99.419	91.677								
4	14:33:50.863	<b>57.981</b>	18.401	21.810	17.770	98.111	92.947								
5	14:34:48.788	<b>57.925</b>	18.458	21.983	17.484	98.688	92.435								
6	14:35:45.997	<b>57.209</b>	18.339	21.506	17.364	99.272	92.435								
7	14:36:43.815	<b>57.818</b>	18.459	21.809	17.550	98.398	93.076								
8	14:37:40.650	<b>56.835</b>	18.409	21.245	17.181	<b>100.762</b>	92.818								
9	14:38:37.315	<b>56.665</b>	18.286	21.242	<b>17.137</b>	100.310	92.947								
10	14:39:35.049	<b>57.734</b>	<b>18.200</b>	22.071	17.463	99.125	92.818								
11	14:40:32.250	<b>57.201</b>	18.226	21.364	17.611	100.611	92.947								
12	14:41:29.745	<b>57.495</b>	18.642	21.571	17.282	98.254	92.947								
13	14:42:27.240	<b>57.495</b>	18.354	21.885	17.256	99.272	93.205								
14	14:43:23.998	<b>56.758</b>	18.304	21.241	17.213	99.863	<b>93.465</b>								
15	14:44:21.626	<b>57.628</b>	18.408	21.744	17.476	99.419	92.818								
16	14:45:18.565	<b>56.939</b>	18.481	<b>21.118</b>	17.340	100.011	92.947								

Clerk of the Course.

Sig : Time :  
 Chief Timekeeper : Ian Sharp (SMART Timing)  
 Results available at [www.smart-timing.co.uk](http://www.smart-timing.co.uk) and [www.speedhive.com](http://www.speedhive.com)

Orbits



SMRC Super Touring Car Festival


Scottish Formula Ford 1600 Championship

Knockhill 1.267 miles

Race 4 - 1st Race

04/08/2018 16:55

Race (12 Laps) started at 16:59:35



POLE POSITION

2
33 Jordan GRONKOWSKI 54.472
4
92 Matthew CHISHOLM 54.916
6
88 Sebastian MELROSE 55.255
8
29 Ross HOWE 55.528
10
77 Fraser GRAY 56.665

1
1 Ross MARTIN 54.409
3
0 Josh SMITH 54.735
5
78 James CLARKE 55.133
7
70 Gary SYKES 55.314
9
30 Steven BARLOW 55.773

1  
2  
3  
4  
5

Clerk of the Course.

Sig : Time :

Chief Timekeeper : Ian Sharp (SMART Timing)

Results available at [www.smart-timing.co.uk](http://www.smart-timing.co.uk) and [www.speedhive.com](http://www.speedhive.com)

Orbits



# Qualifying Results



Bulletin No. \_\_\_\_\_

## SMRC Super Touring Car Festival

Sorted on best lap time

Scottish Saloon & Sportscar Championship

Knockhill 1.267 miles

Qualifying 5

04/08/2018 15:00

Practice (15:00 Time) started at 14:48:30

Pos	No.	Name	Make/Model	CC	Class Code	Laps	Best Tm	Diff	Best Speed	2nd Best
1	9	Ron CUMMING	Nemesis Kit Car	2000	A3	5	52.112		87.520	59.344
2	89	William ROBSON	Ford Focus RS	2522	B1	3	55.641	3.529	81.969	55.790
3	70	Oliver MORTIMER	Mini Cooper R53	1600	R53	14	58.170	6.058	78.405	58.350
4	27	Paul WILSON	Mini Cooper R53	2000	R53	13	58.785	6.673	77.585	58.813
5	62	Paul RANKIN	Westfield Aero	2000	B2	2	59.388	7.276	76.797	
6	83	Fraser JAMIESON	Mini Cooper R53	1600	R53	14	1:00.201	8.089	75.760	1:00.242

Clerk of the Course.

Orbits

Sig : Time :

Chief Timekeeper : Ian Sharp (SMART Timing)

Results available at [www.smart-timing.co.uk](http://www.smart-timing.co.uk) and [www.speedhive.com](http://www.speedhive.com)

Printed: 04/08/2018 19:14:56



## SMRC Super Touring Car Festival

Scottish Saloon & Sportscar Championship

Knockhill 1.267 miles

Qualifying 5

04/08/2018 15:00

Practice (15:00 Time) started at 14:48:30

Lap	Time of Day	Lap Tm	S1	S2	S3	S3Spd	SFSpd	Lap	Time of Day	Lap Tm	S1	S2	S3	S3Spd	SFSpd
<b>(9) Ron CUMMING</b>															
1	14:49:44.963				18.257	97.967	112.597								
2	14:50:44.307	59.344			15.703	120.915	<b>118.565</b>								
3	14:51:36.419	<b>52.112</b>			15.216	122.236	117.526								
4	14:58:25.009	<b>5:32.112</b>			<b>14.985</b>	<b>122.683</b>	117.321								
5	15:00:47.560	2:22.551			1:46.220	114.714	0.895								
<b>(89) William ROBSON</b>															
1	14:49:39.594				16.850	113.166	<b>108.064</b>								
2	14:50:35.235	<b>55.641</b>			16.525	<b>118.985</b>	107.201								
3	14:51:31.025	55.790			<b>16.452</b>	117.940	106.351								
<b>(70) Oliver MORTIMER</b>															
1	14:49:44.662				19.864	89.957	88.767								
2	14:50:52.755	1:08.093			19.175	79.043	89.358								
3	14:51:51.363	58.608			17.610	97.117	<b>89.716</b>								
4	14:58:34.539	<b>5:18.412</b>			18.504	91.055	89.120								
5	14:59:32.709	<b>58.170</b>			<b>17.516</b>	<b>97.682</b>	87.722								
6	15:00:37.296	1:04.587			21.156	87.040	73.826								
7	15:01:44.376	1:07.080			19.702	78.488	89.596								
8	15:02:42.728	58.352			17.703	95.731	88.649								
9	15:03:45.998	1:03.270			18.747	84.625	88.884								
10	15:04:48.532	1:02.534			19.109	80.465	89.358								
11	15:05:46.882	58.350			17.603	95.595	89.596								
12	15:06:51.949	1:05.067			18.208	89.239	88.649								
13	15:07:50.462	58.513			17.616	95.868	88.884								
14	15:09:00.619	1:10.157			22.131	78.032	39.993								
<b>(27) Paul WILSON</b>															
1	14:49:43.228				19.718	83.054	83.571								
2	14:50:48.631	1:05.403			18.727	88.884	85.487								
3	14:51:49.028	1:00.397			18.230	<b>95.731</b>	85.487								
4	14:58:37.016	<b>5:33.954</b>			18.411	93.595	86.035								
5	14:59:36.346	59.330			18.049	95.323	86.927								
6	15:00:35.358	59.012			17.847	94.919	87.153								
7	15:01:34.334	58.976			17.881	95.459	87.040								
8	15:02:33.147	58.813			17.887	95.459	<b>87.722</b>								
9	15:03:41.538	1:08.391			25.255	73.422	29.694								
10	15:06:25.164	2:43.626			20.011	74.730	86.590								
11	15:07:24.185	59.021			17.872	95.188	87.722								
12	15:08:23.098	58.913			17.869	95.323	86.368								
13	15:09:21.883	<b>58.785</b>			<b>17.757</b>	95.595	87.266								
<b>(62) Paul RANKIN</b>															
1	14:49:44.317				19.097	87.266	96.419								
2	14:50:43.705	<b>59.388</b>			<b>16.441</b>	<b>102.768</b>	<b>102.611</b>								
<b>(83) Fraser JAMIESON</b>															
1	14:49:44.019				19.897	90.932	85.925								
2	14:50:49.137	1:05.118			18.899	86.814	<b>86.479</b>								
3	14:51:50.621	1:01.484			18.427	<b>92.181</b>	86.146								
4	14:58:33.000	<b>5:22.556</b>			18.495	91.552	84.946								
5	14:59:33.242	1:00.242			<b>18.353</b>	91.928	85.054								
6	15:00:34.110	1:00.868			18.824	88.068	76.000								
7	15:01:39.176	1:05.066			18.499	91.802	86.035								
8	15:02:46.964	1:07.788			19.330	85.596	85.162								
9	15:03:50.638	1:03.674			18.899	90.077	85.379								
10	15:04:51.634	1:00.996			18.702	90.320	84.200								
11	15:05:52.536	1:00.902			18.631	90.564	83.675								
12	15:06:52.866	1:00.330			18.410	91.552	84.732								
13	15:07:53.980	1:01.114			18.731	91.928	85.054								
14	15:08:54.181	<b>1:00.201</b>			18.480	91.802	83.675								

Clerk of the Course.

Sig : Time :

Chief Timekeeper : Ian Sharp (SMART Timing)

Results available at [www.smart-timing.co.uk](http://www.smart-timing.co.uk) and [www.speedhive.com](http://www.speedhive.com)

Orbits





## SMRC Super Touring Car Festival


Scottish Saloon & Sportscar Championship

Knockhill 1.267 miles

Race 5 - 1st Race

04/08/2018 17:20

Race (12 Laps) started at 17:21:43



POLE POSITION

<b>2</b> 89 William ROBSON 55.641
<b>4</b> 27 Paul WILSON 58.785
<b>6</b> 83 Fraser JAMIESON 1:00.201

<b>1</b> 9 Ron CUMMING 52.112
<b>3</b> 70 Oliver MORTIMER 58.170
<b>5</b> 62 Paul RANKIN 59.388

1  
2  
3

Clerk of the Course.

Sig :                      Time :

Chief Timekeeper : Ian Sharp (SMART Timing)

Results available at [www.smart-timing.co.uk](http://www.smart-timing.co.uk) and [www.speedhive.com](http://www.speedhive.com)

Orbits



**SMRC Super Touring Car Festival**
**Sorted on Laps**
**SMTC Fiesta and Hot Hatch / BMW Championship**
**Knockhill 1.267 miles**
**Race 1 - 1st Race**
**04/08/2018 15:30**
**Race (15 Laps) started at 15:19:50**

Pos	No.	Name	Make/Model	CC	Class Code	Laps	Total Tm	Diff	Best Tm	In Lap	2nd Best
1	1	Wayne MacCAULAY	Ford Fiesta ST	2000	ST	15	20:23.677		1:01.610	2	1:01.696
2	85	Blair MURDOCH	Ford Fiesta ST	2000	ST	15	20:28.222	4.545	1:02.241	8	1:02.323
3	3	Stewart SCOTT	Ford Fiesta ST	2000	ST	15	20:38.147	14.470	1:02.793	10	1:02.931
4	54	Nicholas FORSYTH	Ford Fiesta ST	2000	ST	15	20:45.344	21.667	1:03.596	2	1:03.612
5	37	Russell MORGAN	Ford Fiesta ST	2000	ST	15	20:46.535	22.858	1:02.607	10	1:02.883
6	5	Lorn MURRAY	Ford Fiesta ST	2000	ST	14	20:49.929	1 Lap	1:03.416	12	1:03.649

**Not classified (80% = 12 Laps)**

DNF	33	Ryan STIRLING	Ford Fiesta ST	2000	Guest	9	14:16.462	DNF	1:03.652	2	1:04.175
DNF	19	Aiden WARD	Ford Fiesta ST	2000	ST	3	10:26.299	DNF	1:44.450	3	7:30.608

**Announcements**

Race distance increased to 15 laps - 3 laps completed behind the Safety Car.

Margin of Victory	Avg. Speed	Best Lap Tm	Best Speed	Best Lap by
4.545	55.907	1:01.610	74.028	1 - Wayne MacCAULAY

**Clerk of the Course.**
**Orbits**

Sig : Time :

Chief Timekeeper : Ian Sharp (SMART Timing)

 Results available at [www.smart-timing.co.uk](http://www.smart-timing.co.uk) and [www.speedhive.com](http://www.speedhive.com)

Printed: 04/08/2018 19:05:43





## SMRC Super Touring Car Festival

**SMTC Fiesta and Hot Hatch / BMW Championship**
**Knockhill 1.267 miles**
**Race 1 - 1st Race**
**04/08/2018 15:30**
**Race (15 Laps) started at 15:19:50**

Lap	Time of Day	Lap Tm	S1	S2	S3	S3Spd	SFSpd	Lap	Time of Day	Lap Tm	S1	S2	S3	S3Spd	SFSpd
<b>(1) Wayne MacCAULAY</b>								5	15:27:33.598	<b>2:24.288</b>			40.957	24.873	47.159
1	15:20:55.961				<b>18.649</b>	<b>89.596</b>	82.039	6	15:29:50.192	<b>2:16.594</b>			42.859	28.375	28.423
2	15:21:57.571	<b>1:01.610</b>			18.762	88.767	81.839	7	15:31:59.684	<b>2:09.492</b>			27.940	36.511	80.176
3	15:23:18.063	<b>1:20.492</b>			34.277	47.797	43.018	8	15:33:02.771	<b>1:03.087</b>			19.510	<b>89.239</b>	79.606
4	15:25:05.957	<b>1:47.894</b>			33.616	46.154	44.413	9	15:34:08.149	<b>1:05.378</b>			19.510	82.645	<b>81.244</b>
5	15:27:29.098	<b>2:23.141</b>			41.123	23.950	38.835	10	15:35:10.756	<b>1:02.607</b>			<b>18.831</b>	87.608	80.368
6	15:29:45.014	<b>2:15.916</b>			43.180	26.275	35.582	11	15:36:19.375	<b>1:08.619</b>			19.550	87.722	79.043
7	15:31:56.367	<b>2:11.353</b>			27.856	34.609	81.343	12	15:37:22.258	<b>1:02.883</b>			18.988	87.494	79.511
8	15:32:58.063	<b>1:01.696</b>			18.698	88.649	<b>82.139</b>	13	15:38:26.209	<b>1:03.951</b>			19.197	85.270	79.890
9	15:34:00.002	<b>1:01.939</b>			18.960	88.884	80.561	14	15:39:29.429	<b>1:03.220</b>			18.902	86.927	79.890
10	15:35:02.027	<b>1:02.025</b>			18.899	88.767	80.755	15	15:40:37.007	<b>1:07.578</b>			18.957	87.608	79.795
11	15:36:04.284	<b>1:02.257</b>			19.165	88.767	80.561	<b>(5) Lorn MURRAY</b>							
12	15:37:06.445	<b>1:02.161</b>			18.899	88.416	80.853	1	15:21:01.145				<b>19.144</b>	88.649	78.672
13	15:38:08.576	<b>1:02.131</b>			18.942	88.183	81.244	2	15:22:11.049	<b>1:09.904</b>			25.906	88.299	74.897
14	15:39:11.258	<b>1:02.682</b>			19.121	87.494	80.176	3	15:23:23.823	<b>1:12.774</b>			25.987	67.175	46.896
15	15:40:14.149	<b>1:02.891</b>			19.141	87.040	78.857	4	15:25:11.680	<b>1:47.857</b>			33.254	36.974	50.994
<b>(85) Blair MURDOCH</b>								5	15:27:35.860	<b>2:24.180</b>			39.925	22.998	44.442
1	15:20:57.052				19.191	<b>89.120</b>	80.755	6	15:29:53.995	<b>2:18.135</b>			43.949	29.589	31.286
2	15:21:59.583	<b>1:02.531</b>			18.961	89.002	81.839	7	15:32:06.953	<b>2:12.958</b>			32.407	37.978	28.569
3	15:23:19.186	<b>1:19.603</b>			33.911	50.043	42.500	8	15:34:09.418	<b>2:02.465</b>			19.312	87.722	<b>78.950</b>
4	15:25:06.726	<b>1:47.540</b>			32.656	39.382	45.528	9	15:35:13.067	<b>1:03.649</b>			19.342	<b>89.239</b>	78.214
5	15:27:30.405	<b>2:23.679</b>			41.294	24.609	39.016	10	15:36:19.877	<b>1:06.810</b>			20.356	86.479	77.581
6	15:29:46.682	<b>2:16.277</b>			43.558	25.594	34.449	11	15:37:23.970	<b>1:04.093</b>			19.331	87.952	78.123
7	15:31:57.205	<b>2:10.523</b>			27.759	34.825	81.441	12	15:38:27.386	<b>1:03.416</b>			19.209	87.608	78.857
8	15:32:59.446	<b>1:02.241</b>			18.799	89.002	<b>82.240</b>	13	15:39:32.307	<b>1:04.921</b>			19.312	87.266	78.950
9	15:34:01.769	<b>1:02.323</b>			18.822	88.884	81.938	14	15:40:40.401	<b>1:08.094</b>			20.743	85.706	68.899
10	15:35:04.249	<b>1:02.480</b>			18.973	88.416	81.441	<b>(33) Ryan STIRLING</b>							
11	15:36:06.771	<b>1:02.522</b>			<b>18.794</b>	88.299	82.039	1	15:20:57.389						
12	15:37:09.230	<b>1:02.459</b>			18.916	88.767	81.048	2	15:22:01.041	<b>1:03.652</b>					
13	15:38:12.613	<b>1:03.383</b>			18.984	87.266	80.950	3	15:23:19.797	<b>1:18.756</b>			33.508	<b>52.224</b>	
14	15:39:15.337	<b>1:02.724</b>			19.027	87.266	80.853	4	15:25:07.817	<b>1:48.020</b>			33.057	37.828	
15	15:40:18.694	<b>1:03.357</b>			19.109	87.040	81.048	5	15:27:31.338	<b>2:23.521</b>			41.436		
<b>(3) Stewart SCOTT</b>								6	15:29:47.641	<b>2:16.303</b>			43.756		
1	15:20:59.500				18.997	88.299	80.658	7	15:31:57.896	<b>2:10.255</b>			<b>27.715</b>	34.699	
2	15:22:02.431	<b>1:02.931</b>			19.133	89.120	80.176	8	15:33:02.071	<b>1:04.175</b>					
3	15:23:20.634	<b>1:18.203</b>			32.745	60.512	45.497	9	15:34:06.934	<b>1:04.863</b>					
4	15:25:08.562	<b>1:47.928</b>			33.185	38.457	46.122	<b>(19) Aiden WARD</b>							
5	15:27:32.304	<b>2:23.742</b>			41.096	24.645	44.472	1	15:21:01.713				<b>18.941</b>	<b>89.596</b>	<b>80.561</b>
6	15:29:49.085	<b>2:16.781</b>			43.615	27.235	30.311	2	15:28:32.321	<b>7:30.608</b>			6:46.462	88.884	2.315
7	15:31:58.976	<b>2:09.891</b>			27.957	35.301	<b>81.048</b>	3	15:30:16.771	<b>1:44.450</b>					
8	15:33:02.837	<b>1:03.861</b>			19.871	<b>89.716</b>	80.561	<b>(54) Nicholas FORSYTH</b>							
9	15:34:06.682	<b>1:03.845</b>			19.202	87.952	80.658	1	15:21:00.392				19.091	<b>89.716</b>	<b>81.839</b>
10	15:35:09.475	<b>1:02.793</b>			<b>18.875</b>	87.952	80.755	2	15:22:03.988	<b>1:03.596</b>			19.249	88.649	80.950
11	15:36:12.475	<b>1:03.000</b>			19.064	88.299	80.658	3	15:23:22.288	<b>1:18.300</b>			32.500	71.773	45.435
12	15:37:16.172	<b>1:03.697</b>			19.244	87.153	80.272	4	15:25:10.324	<b>1:48.036</b>			33.417	37.786	50.230
13	15:38:19.790	<b>1:03.618</b>			19.004	87.380	81.048	5	15:27:34.804	<b>2:24.480</b>			40.663	23.374	44.092
14	15:39:23.196	<b>1:03.406</b>			18.991	87.608	80.176	6	15:29:51.433	<b>2:16.629</b>			42.906	28.315	28.666
15	15:40:28.619	<b>1:05.423</b>			19.634	86.479	78.950	7	15:32:00.110	<b>2:08.677</b>			27.335	39.498	81.146
<b>(37) Russell MORGAN</b>								8	15:33:03.722	<b>1:03.612</b>			19.096	88.767	81.540
1	15:20:59.898				19.105	87.837	80.272	9	15:34:07.938	<b>1:04.216</b>			19.313	89.239	80.853
2	15:22:03.029	<b>1:03.131</b>			19.178	88.068	79.700	10	15:35:12.092	<b>1:04.154</b>			18.984	88.884	81.048
3	15:23:21.439	<b>1:18.410</b>			18.927	87.952	81.441	11	15:36:17.237	<b>1:05.145</b>			18.927	87.952	81.441
4	15:25:09.310	<b>1:47.871</b>			<b>18.850</b>	88.183	81.048	12	15:37:20.968	<b>1:03.731</b>			19.071	86.146	81.839
								13	15:38:26.269	<b>1:05.301</b>			19.041	87.952	81.639
								14	15:39:31.343	<b>1:05.074</b>			19.041	87.952	81.639
								15	15:40:35.816	<b>1:04.473</b>			18.910	87.722	80.950

Clerk of the Course.

Sig : Time :

Chief Timekeeper : Ian Sharp (SMART Timing)

 Results available at [www.smart-timing.co.uk](http://www.smart-timing.co.uk) and [www.speedhive.com](http://www.speedhive.com)

Printed: 04/08/2018 19:06:23

Orbits





## SMRC Super Touring Car Festival

Lapchart

SMTC Fiesta and Hot Hatch / BMW Championship

Knockhill 1.267 miles

Race 1 - 1st Race

04/08/2018 15:30

Race (15 Laps) started at 15:19:50

Competitors	Laps															
	1	2	3	4	5	6	7	8	9	10	11	12	13	14	15	
Wayne MacCAULAY (1)	1	1	1	1	1	1	1	1	1	1	1	1	1	1	1	
Blair MURDOCH (85)	2	85	85	85	85	85	85	85	85	85	85	85	85	85	85	
Ryan STIRLING (33)	3	33	33	33	33	33	33	33	3	3	3	3	3	3	3	
Stewart SCOTT (3)	4	3	3	3	3	3	3	3	37	33	37	54	54	37	37	54
Russell MORGAN (37)	5	37	37	37	37	37	37	3	54	54	37	37	54	54	37	
Nicholas FORSYTH (54)	6	54	54	54	54	54	54	54	37	5	5	5	5	5		
Lorn MURRAY (5)	7	5	5	5	5	5	5	5	5							
Aiden WARD (19)	8	19	19	19												

Margin of Victory	Avg. Speed	Best Lap Tm	Best Speed	Best Lap by
4.545	55.907	1:01.610	74.028	1 - Wayne MacCAULAY

Clerk of the Course.

Orbits

 Sig : \_\_\_\_\_ Time : \_\_\_\_\_  
 Chief Timekeeper : Ian Sharp (SMART Timing)

 Results available at [www.smart-timing.co.uk](http://www.smart-timing.co.uk) and [www.speedhive.com](http://www.speedhive.com)

Printed: 04/08/2018 19:06:42



**SMRC Super Touring Car Festival**


SMTC Fiesta and Hot Hatch / BMW Championship

Knockhill 1.267 miles

Race 6 - 2nd Race

05/08/2018 09:45

Race (12 Laps)



POLE POSITION

<b>2</b>
85 Blair MURDOCH
<b>4</b>
54 Nicholas FORSYTH
<b>6</b>
5 Lorn MURRAY
<b>8</b>
19 Aiden WARD

<b>1</b>
1 Wayne MacCAULAY
<b>3</b>
3 Stewart SCOTT
<b>5</b>
37 Russell MORGAN
<b>7</b>
33 Ryan STIRLING

**1**  
**2**  
**3**  
**4**

Clerk of the Course.

Sig :                      Time :

Chief Timekeeper : Ian Sharp (SMART Timing)

Results available at [www.smart-timing.co.uk](http://www.smart-timing.co.uk) and [www.speedhive.com](http://www.speedhive.com)

Orbits





# Race Results



Bulletin No. \_\_\_\_\_

## SMRC Super Touring Car Festival

Sorted on Laps

Scottish Classic Sports & Saloon Championship

Knockhill 1.267 miles

Race 2 - 1st Race

04/08/2018 15:55

Race (15 Laps) started at 15:51:58

Pos	No.	Name	Make/Model	CC	Class Code	Laps	Total Tm	Diff	Best Tm	In Lap	2nd Best
1	77	Tommy GILMARTIN	Morgan +8	3900	CE	15	17:57.230		57.855	2	58.236
2	49	Raymond BOYD	Porsche 911	2998	CE	15	17:57.737	0.507	57.676	9	57.900
3	78	Andrew GRAHAM	Triumph TR8	3900	CE	15	18:11.642	14.412	57.583	2	57.827
4	57	Bruce MITCHELL	Lotus Europa TC	1760	CB	15	18:15.542	18.312	59.724	14	59.962
5	21	Jimmy CROW	Ford Escort	2000	CB	15	18:30.656	33.426	1:01.463	7	1:01.705
6	1	Alastair BAPTIE	Fiat X1/9	1498	CA	15	18:31.461	34.231	1:00.577	13	1:00.937
7	35	Ian BLACKLIN	Ford Capri	3000	CD	15	18:39.490	42.260	1:02.014	9	1:02.113
8	27	Mario FERRARI	Alfa Sprint Trofeo	1498	CA	15	18:41.057	43.827	1:01.848	2	1:02.081
9	5	Michael LONGSTAFFE	MG Midget	1380	CA	14	18:03.440	1 Lap	1:05.077	12	1:05.326
10	33	Martin RAMSAY	Ford Fiesta XR2	1600	XR	14	18:14.137	1 Lap	1:05.443	9	1:05.545
11	66	Duncan O'NEILL	Ford Fiesta XR2	1600	XR	14	18:22.596	1 Lap	1:05.938	13	1:06.556
12	20	William CONWAY	Mini Clubman GT	1380	CA	14	18:41.910	1 Lap	1:03.444	11	1:03.478
13	43	Neil MacKAY	Austin Mini	1300	Guest	14	19:05.986	1 Lap	1:10.461	2	1:11.139
14	91	Craig HOUSTON	Lotus Excel	2000	CB	14	19:06.060	1 Lap	1:05.291	2	1:05.296
<b>Not classified (80% = 12 Laps)</b>											
DNF	17	Charlie COPE	VW Golf Gti	1800	CB	8	11:16.190	DNF	1:01.486	2	1:01.649
DNF	10	Andy WALKER	Mallock Type R	1600	CG	1	1:11.037	DNF		0	

### Announcements

New Track Record (57.583) for SMRC Classic S/S (E) by Andrew GRAHAM.  
 New Track Record (1:02.014) for SMRC Classic S/S (D) by Ian BLACKLIN.  
 Race distance increased to 15 Laps - 3 laps completed behind the Safety Car.

Margin of Victory	Avg. Speed	Best Lap Tm	Best Speed	Best Lap by
0.507	63.508	57.583	79.205	78 - Andrew GRAHAM

Clerk of the Course.

Orbits

Sig : Time :  
 Chief Timekeeper : Ian Sharp (SMART Timing)  
 Results available at [www.smart-timing.co.uk](http://www.smart-timing.co.uk) and [www.speedhive.com](http://www.speedhive.com)





## SMRC Super Touring Car Festival

Scottish Classic Sports &amp; Saloon Championship

Knockhill 1.267 miles

Race 2 - 1st Race

04/08/2018 15:55

Race (15 Laps) started at 15:51:58

Lap	Time of Day	Lap Tm	S1	S2	S3	S3Spd	SFSpd	Lap	Time of Day	Lap Tm	S1	S2	S3	S3Spd	SFSpd
<b>(77) Tommy GILMARTIN</b>															
1	15:52:58.881				16.750	112.976	107.030	5	15:59:35.624	2:16.743			38.163	31.462	33.961
2	15:53:56.736	<b>57.855</b>			16.702	113.935	106.520	6	16:01:11.474	1:35.850			22.904	77.851	89.957
3	15:55:00.851	1:04.115			23.323	112.220	48.453	7	16:02:12.937	1:01.463			17.911	96.836	90.320
4	15:57:11.335	2:10.484			36.633	36.511	39.826	8	16:03:14.836	1:01.899			18.716	95.188	89.957
5	15:59:26.864	2:15.529			36.143	36.611	39.336	9	16:04:16.719	1:01.883			18.551	96.281	88.649
6	16:01:07.988	1:41.124			23.083	69.398	100.310	10	16:05:18.983	1:02.264			18.092	93.726	89.477
7	16:02:06.461	58.473			16.645	114.518	106.689	11	16:06:20.810	1:01.827			18.112	94.919	89.120
8	16:03:04.697	58.236			16.774	114.714	106.689	12	16:07:23.119	1:02.309			18.224	93.726	89.239
9	16:04:03.649	58.952			16.882	112.976	105.020	13	16:08:25.033	1:01.914			18.223	94.785	89.358
10	16:05:02.113	58.464			16.690	112.597	107.717	14	16:09:27.090	1:02.057			18.114	94.785	89.358
11	16:06:00.532	58.419			16.872	113.549	105.020	15	16:10:28.878	1:01.788			18.394	94.651	80.081
12	16:06:59.838	59.306			16.803	112.976	109.118	<b>(1) Alastair BAPTIE</b>							
13	16:07:58.339	58.501			16.976	113.935	105.020	1	15:53:11.880				18.995	87.837	81.938
14	16:08:56.730	58.391			16.822	113.166	109.296	2	15:54:14.779	1:02.899			18.677	90.442	83.675
15	16:09:55.452	58.722			17.454	115.305	91.303	3	15:55:19.518	1:04.739			21.870	91.427	68.758
<b>(49) Raymond BOYD</b>															
1	15:52:59.395				17.379	107.201	103.721	4	15:57:23.751	2:04.233			38.066	36.060	37.850
2	15:53:57.295	57.900			16.763	108.413	102.926	5	15:59:39.543	2:15.792			34.910	46.249	37.117
3	15:55:03.156	1:05.861			24.124	102.611	35.620	6	16:01:13.977	1:34.434			20.646	86.479	85.162
4	15:57:12.644	2:09.488			37.027	35.320	39.382	7	16:02:16.063	1:02.086			18.603	92.818	84.839
5	15:59:28.326	2:15.682			36.592	35.601	40.994	8	16:03:17.821	1:01.758			18.582	91.303	84.518
6	16:01:08.425	1:40.099			23.102	68.407	97.399	9	16:04:20.385	1:02.564			19.014	88.416	82.139
7	16:02:08.034	59.609			17.020	105.184	102.298	10	16:05:21.663	1:01.278			18.583	93.076	84.946
8	16:03:06.742	58.708			17.351	104.366	100.161	11	16:06:24.050	1:02.387			18.528	93.726	83.780
9	16:04:04.418	57.676			16.916	106.183	99.566	12	16:07:24.987	1:00.937			18.408	91.427	83.571
10	16:05:02.745	58.327			16.850	107.372	102.926	13	16:08:25.564	1:00.577			18.339	92.435	85.487
11	16:06:01.382	58.637			17.219	106.351	100.161	14	16:09:27.704	1:02.140			18.366	91.802	84.946
12	16:07:00.763	59.381			17.294	106.689	100.161	15	16:10:29.683	1:01.979			18.752	90.442	74.152
13	16:07:58.931	58.168			16.980	107.201	99.863	<b>(35) Ian BLACKLIN</b>							
14	16:08:57.277	58.346			17.064	107.717	102.611	1	15:53:06.015				18.537	96.005	88.532
15	16:09:55.959	58.682			17.384	105.681	94.919	2	15:54:08.392	1:02.377			18.851	95.595	86.368
<b>(78) Andrew GRAHAM</b>															
1	15:53:00.285				17.472	109.118	100.914	3	15:55:15.269	1:06.877			22.813	76.519	62.368
2	15:53:57.868	57.583			16.760	109.832	102.298	4	15:57:19.706	2:04.437			37.431	37.365	43.548
3	15:55:04.071	1:06.203			24.723	98.111	38.656	5	15:59:36.335	2:16.629			37.787	32.672	35.432
4	15:57:13.956	2:09.885			37.059	37.386	38.545	6	16:01:12.178	1:35.843			22.978	76.958	88.884
5	15:59:29.454	2:15.498			36.688	36.551	36.791	7	16:02:14.588	1:02.410			18.731	95.731	86.702
6	16:01:08.975	1:39.521			23.272	68.060	99.714	8	16:03:17.041	1:02.453			18.405	95.188	88.884
7	16:02:08.512	59.537			17.257	108.764	102.454	9	16:04:19.055	1:02.014			18.469	94.252	87.722
8	16:03:07.248	58.736			17.556	108.764	100.914	10	16:05:21.168	1:02.113			18.515	95.595	88.416
9	16:04:05.075	57.827			17.251	110.374	101.066	11	16:06:24.327	1:03.159			19.206	92.181	89.002
10	16:05:03.226	58.151			17.040	109.296	102.142	12	16:07:27.585	1:03.258			18.787	95.053	88.767
11	16:06:01.820	58.594			17.410	110.012	101.066	13	16:08:30.258	1:02.673			18.776	93.988	87.952
12	16:07:01.787	59.967			17.834	107.544	101.832	14	16:09:33.982	1:03.724			19.184	93.726	88.068
13	16:08:04.436	1:02.649			18.885	101.371	96.005	15	16:10:37.712	1:03.730			19.037	93.335	88.299
14	16:09:08.588	1:04.152			19.079	90.932	100.611	<b>(27) Mario FERRARI</b>							
15	16:10:09.864	1:01.276			17.922	102.611	99.714	1	15:53:07.529				18.478	91.179	83.260
<b>(57) Bruce MITCHELL</b>															
1	15:53:01.736				17.664	100.914	94.385	2	15:54:09.377	1:01.848			18.317	90.564	84.412
2	15:54:02.631	1:00.895			18.129	99.125	93.857	3	15:55:16.911	1:07.534			22.593	88.884	65.407
3	15:55:06.430	1:03.799			20.997	98.979	46.249	4	15:57:21.847	2:04.936			37.648	35.867	40.402
4	15:57:15.952	2:09.522			37.522	34.735	39.107	5	15:59:38.298	2:16.451			37.028	40.622	36.002
5	15:59:32.408	2:16.456			37.641	37.722	35.338	6	16:01:13.327	1:35.029			22.175	87.494	84.412
6	16:01:10.090	1:37.682			23.700	72.549	94.385	7	16:02:15.781	1:02.454			18.795	92.308	83.260
7	16:02:10.346	1:00.256			17.620	100.611	94.919	8	16:03:19.042	1:03.261			19.294	91.552	82.341
8	16:03:11.213	1:00.867			17.949	100.914	93.857	9	16:04:21.937	1:02.895			18.655	89.836	83.260
9	16:04:11.816	1:00.603			17.947	99.272	93.076	10	16:05:24.816	1:02.879			18.734	90.564	83.260
10	16:05:11.973	1:00.157			17.650	100.011	93.465	11	16:06:28.091	1:03.275			18.764	90.077	82.849
11	16:06:13.113	1:01.140			18.564	99.714	93.335	12	16:07:30.686	1:02.595			18.748	89.716	82.442
12	16:07:13.075	59.962			17.672	100.161	91.928	13	16:08:34.249	1:03.563			18.670	89.002	83.363
13	16:08:14.038	1:00.963			17.843	99.566	93.857	14	16:09:36.330	1:02.081			18.522	91.552	82.341
14	16:09:13.762	59.724			17.416	100.310	94.252	15	16:10:39.279	1:02.949			18.907	82.543	83.260
15	16:10:13.764	1:00.002			17.736	100.161	91.928	<b>(5) Michael LONGSTAFFE</b>							
<b>(21) Jimmy CROW</b>															
1	15:53:04.899				18.046	96.005	89.120	1	15:53:11.224				19.694	90.809	81.441
2	15:54:06.604	1:01.705			18.209	95.459	89.596	2	15:54:17.411	1:06.187			18.909	88.299	83.467
3	15:55:14.534	1:07.930			23.246	63.249	64.465	3	15:55:23.655	1:06.244			20.151	82.341	77.581
4	15:57:18.881	2:04.347			37.625	35.677	42.771	4	15:57:25.318	2:01.663			38.051	35.715	41.373
<b>Clerk of the Course.</b>															
Sig : _____ Time : _____															
Chief Timekeeper : Ian Sharp (SMART Timing)															
Results available at <a href="http://www.smart-timing.co.uk">www.smart-timing.co.uk</a> and <a href="http://www.speedhive.com">www.speedhive.com</a>															



## SMRC Super Touring Car Festival

Scottish Classic Sports & Saloon Championship

Knockhill 1.267 miles

Race 2 - 1st Race

04/08/2018 15:55

Race (15 Laps) started at 15:51:58

Lap	Time of Day	Lap Tm	S1	S2	S3	S3Spd	SFSpd	Lap	Time of Day	Lap Tm	S1	S2	S3	S3Spd	SFSpd
11	16:06:45.150	1:06.391			19.235	89.477	82.645	5	15:59:42.027	2:15.334			33.315	43.833	41.221
12	16:07:50.227	1:05.077			19.080	89.836	82.951	6	16:01:17.825	1:35.798			20.243	84.732	82.747
13	16:08:55.973	1:05.746			19.145	89.836	81.540	7	16:02:23.148	1:05.323			19.369	92.054	84.095
14	16:10:01.662	1:05.689			19.043	89.716	82.747	8	16:03:29.126	1:05.978			19.707	91.677	82.747
<b>(33) Martin RAMSAY</b>								9	16:04:34.422	1:05.296			19.326	90.809	82.645
1	15:53:12.594				20.267	83.054	75.487	10	16:05:42.472	1:08.050			21.570	84.412	74.897
2	15:54:20.053	1:07.459			20.672	81.244	75.742	11	16:06:59.563	1:17.091			25.128	69.041	61.285
3	15:55:27.568	1:07.515			20.276	82.442	74.813	12	16:08:22.034	1:22.471			24.746	67.785	62.022
4	15:57:29.417	2:01.849			38.795	38.369	35.450	13	16:09:43.725	1:21.691			25.147	69.542	64.776
5	15:59:43.849	2:14.432			33.109	41.170	46.217	14	16:11:04.282	1:20.557			23.930	69.542	71.927
6	16:01:19.116	1:35.267			20.279	77.491	76.000	<b>(17) Charlie COPE</b>							
7	16:02:25.027	1:05.911			19.795	82.951	76.694	1	15:53:04.276				19.002	93.465	85.054
8	16:03:30.572	1:05.545			19.977	82.341	76.345	2	15:54:05.762	1:01.486			18.576	95.323	85.925
9	16:04:36.015	1:05.443			19.870	82.341	76.172	3	15:55:14.010	1:08.248			23.244	64.651	66.707
10	16:05:42.554	1:06.539			21.130	83.157	75.402	4	15:57:17.430	2:03.420			37.661	33.773	43.747
11	16:06:48.769	1:06.215			19.859	81.540	75.148	5	15:59:33.413	2:15.983			37.250	35.525	35.677
12	16:07:54.436	1:05.667			20.103	80.081	75.064	6	16:01:11.012	1:37.599			23.110	78.305	88.183
13	16:09:03.603	1:09.167			20.253	79.230	75.148	7	16:02:12.661	1:01.649			18.445	96.281	86.927
14	16:10:12.359	1:08.756			21.614	78.214	73.182	8	16:03:14.412	1:01.751			18.030	96.558	88.299
<b>(66) Duncan O'NEILL</b>								<b>(10) Andy WALKER</b>							
1	15:53:13.766				20.264	81.639	75.657	1	15:53:09.259				18.874	96.558	90.809
2	15:54:20.547	1:06.781			20.132	83.363	74.897								
3	15:55:28.584	1:08.037			20.776	83.675	72.314								
4	15:57:31.198	2:02.614			38.299	43.804	34.735								
5	15:59:46.168	2:14.970			33.200	40.426	42.853								
6	16:01:24.349	1:38.181			22.233	77.402	69.326								
7	16:02:32.253	1:07.904			20.151	81.244	74.897								
8	16:03:38.940	1:06.687			20.253	80.368	74.897								
9	16:04:45.496	1:06.556			20.079	81.146	74.981								
10	16:05:52.222	1:06.726			20.115	81.244	74.813								
11	16:06:58.789	1:06.567			20.143	81.441	74.813								
12	16:08:06.326	1:07.537			20.656	82.543	75.742								
13	16:09:12.264	1:05.938			19.994	81.938	74.813								
14	16:10:20.818	1:08.554			20.223	82.341	75.064								
<b>(20) William CONWAY</b>															
1	15:53:10.420				19.086	85.487	80.465								
2	15:54:20.545	1:10.125			19.658	79.795	80.755								
3	15:55:28.275	1:07.730			21.857	84.839	73.989								
4	15:57:30.285	2:02.010			38.510	41.968	35.450								
5	15:59:45.309	2:15.024			33.016	40.040	45.497								
6	16:01:28.850	1:43.541			27.325	77.851	22.542								
7	16:03:12.762	1:43.912			19.893	84.625	79.890								
8	16:04:17.947	1:05.185			20.113	83.054	80.853								
9	16:05:21.428	1:03.481			19.403	84.839	81.441								
10	16:06:25.345	1:03.917			19.086	86.702	81.441								
11	16:07:28.789	1:03.444			19.031	85.925	80.950								
12	16:08:33.112	1:04.323			19.058	85.054	81.244								
13	16:09:36.590	1:03.478			18.980	85.815	82.645								
14	16:10:40.132	1:03.542			18.881	85.706	82.341								
<b>(43) Neil MacKAY</b>															
1	15:53:15.555				20.191	84.732	79.043								
2	15:54:26.016	1:10.461			20.523		78.397								
3	15:55:45.642	1:19.626			23.482	73.022	69.542								
4	15:57:32.961	1:47.319			37.278	46.281	34.326								
5	15:59:47.576	2:14.615			33.358		43.184								
6	16:01:24.449	1:36.873			21.005		78.672								
7	16:02:37.325	1:12.876			20.965		76.519								
8	16:03:49.780	1:12.455			20.955		77.491								
9	16:05:01.305	1:11.525			20.770		76.345								
10	16:06:14.010	1:12.705			21.164	83.054	77.761								
11	16:07:27.764	1:13.754			21.385		75.402								
12	16:08:41.776	1:14.012			21.286		77.313								
13	16:09:52.915	1:11.139			20.824	82.341	77.491								
14	16:11:04.208	1:11.293			20.381	83.989	80.853								
<b>(91) Craig HOUSTON</b>															
1	15:53:13.983				20.329	84.306	82.645								
2	15:54:19.274	1:05.291			19.606	91.055	82.849								
3	15:55:25.215	1:05.941			20.830	92.435	81.938								
4	15:57:26.693	2:01.478			38.501	34.151	43.407								

Clerk of the Course.

Orbits

Sig : Time :  
Chief Timekeeper : Ian Sharp (SMART Timing)

Results available at [www.smart-timing.co.uk](http://www.smart-timing.co.uk) and [www.speedhive.com](http://www.speedhive.com)





## SMRC Super Touring Car Festival

Lapchart

Scottish Classic Sports &amp; Saloon Championship

Knockhill 1.267 miles

Race 2 - 1st Race

04/08/2018 15:55

Race (15 Laps) started at 15:51:58

Competitors	Laps														
	1	2	3	4	5	6	7	8	9	10	11	12	13	14	15
Tommy GILMARTIN (77)	1	77	77	77	77	77	77	77	77	77	77	77	77	77	77
Raymond BOYD (49)	2	49	49	49	49	49	49	49	49	49	49	49	49	49	49
Andrew GRAHAM (78)	3	78	78	78	78	78	78	78	78	78	78	78	78	78	78
Bruce MITCHELL (57)	4	57	57	57	57	57	57	57	57	57	57	57	57	57	57
Charlie COPE (17)	5	17	17	17	17	17	17	17	21	21	21	21	21	21	21
Jimmy CROW (21)	6	21	21	21	21	21	21	21	35	35	1	1	1	1	1
Ian BLACKLIN (35)	7	35	35	35	35	35	35	35	1	1	35	35	35	35	35
Mario FERRARI (27)	8	27	27	27	27	27	27	1	27	27	27	27	27	27	27
Andy WALKER (10)	9	10	1	1	1	1	1	27	5	5	5	5	5	5	5
William CONWAY (20)	10	20	5	5	5	5	5	5	91	91	33	33	33	33	33
Michael LONGSTAFFE (5)	11	5	91	91	91	91	91	91	33	33	66	66	66	66	66
Alastair BAPTIE (1)	12	1	33	33	33	33	33	33	66	66	91	91	20	20	20
Martin RAMSAY (33)	13	33	20	20	20	20	66	66	66	43	43	43	20	91	43
Duncan O'NEILL (66)	14	66	66	66	66	66	43	43	43	20	20	20	43	43	91
Craig HOUSTON (91)	15	91	43	43	43	43	20	20	20						
Neil MacKAY (43)	16	43													

Margin of Victory	Avg. Speed	Best Lap Tm	Best Speed	Best Lap by
0.507	63.508	57.583	79.205	78 - Andrew GRAHAM

Clerk of the Course.

Orbits

Sig : Time :  
 Chief Timekeeper : Ian Sharp (SMART Timing)  
 Results available at [www.smart-timing.co.uk](http://www.smart-timing.co.uk) and [www.speedhive.com](http://www.speedhive.com)





## SMRC Super Touring Car Festival


Scottish Classic Sports & Saloon Championship

Knockhill 1.267 miles

Race 7 - 2nd Race

05/08/2018 10:10

Race (12 Laps)



POLE POSITION

2	49 Raymond BOYD
4	57 Bruce MITCHELL
6	1 Alastair BAPTIE
8	27 Mario FERRARI
10	33 Martin RAMSAY
12	20 William CONWAY
14	91 Craig HOUSTON
16	10 Andy WALKER
18	68 Roderick JACK

1	77 Tommy GILMARTIN
3	78 Andrew GRAHAM
5	21 Jimmy CROW
7	35 Ian BLACKLIN
9	5 Michael LONGSTAFFE
11	66 Duncan O'NEILL
13	43 Neil MacKAY
15	17 Charlie COPE
17	51 Patrick JACK

1  
2  
3  
4  
5  
6  
7  
8  
9

Clerk of the Course.

Orbits

Sig : Time :  
Chief Timekeeper : Ian Sharp (SMART Timing)  
Results available at [www.smart-timing.co.uk](http://www.smart-timing.co.uk) and [www.speedhive.com](http://www.speedhive.com)







# Race Results



Bulletin No. \_\_\_\_\_

## SMRC Super Touring Car Festival

Sorted on Laps

HSCC Super Touring Car Championship

Knockhill 1.267 miles

Race 3 - 1st Race

04/08/2018 16:20

Race (20 Laps) started at 16:25:48

Pos	No.	Name	Make/Model	CC	Class Code	Laps	Total Tm	Diff	Best Tm	In Lap	2nd Best
1	98	John CLELAND	Vauxhall Vectra	1998	ST1	20	18:51.982		55.472	5	55.509
2	28	Jason HUGHES	MG ZF	2000	ST1	20	18:59.180	7.198	55.558	5	55.700
3	27	Ian FLUX	Mazda 323F	2000	ST2	20	19:28.859	36.877	57.564	8	57.614
Not classified											
DNF	11	Stewart WHYTE	Honda Accord	2000	ST1	16	15:33.678	DNF	54.413	5	54.524
DNF	4	Allister McMILLAN	Nissan Primera	1999	ST2	15	15:09.076	DNF	55.075	5	55.623
DNF	23	Conrad MURRAY	Ford Focus	2000		10	10:04.068	DNF	57.065	5	57.473
DNF	59	Gary WAIT	Ford Sierra Cosworth	2000		9	9:28.718	DNF	59.979	6	59.994
DNF	44	Scott TOLLAN	Ford Focus	2000		8	8:18.832	DNF	57.573	5	58.026
DNF	19	Graham WAIT	Ford Sierra Cosworth	2000T		5	5:18.705	DNF	59.658	3	1:01.572

Margin of Victory	Avg. Speed	Best Lap Tm	Best Speed	Best Lap by
7.198	80.581	54.413	83.819	11 - Stewart WHYTE

Clerk of the Course.

Orbits

Sig : Time :  
Chief Timekeeper : Ian Sharp (SMART Timing)

Results available at [www.smart-timing.co.uk](http://www.smart-timing.co.uk) and [www.speedhive.com](http://www.speedhive.com)



Printed: 04/08/2018 19:01:47





## SMRC Super Touring Car Festival

### HSCC Super Touring Car Championship

Knockhill 1.267 miles

#### Race 3 - 1st Race

04/08/2018 16:20

#### Race (20 Laps) started at 16:25:48

Lap	Time of Day	Lap Tm	S1	S2	S3	S3Spd	SFSpd	Lap	Time of Day	Lap Tm	S1	S2	S3	S3Spd	SFSpd	
<b>(98) John CLELAND</b>																
1	16:26:50.675	<b>1:02.031</b>			16.774	106.859	100.011	7	16:32:20.105	<b>58.986</b>			17.576	108.764	89.002	
2	16:27:47.375	<b>56.700</b>			16.777	104.692	99.863	8	16:33:19.861	<b>59.756</b>			17.073	107.717	101.218	
3	16:28:43.369	<b>55.994</b>			16.687	106.689	100.762	9	16:34:17.550	<b>57.689</b>			16.934	108.588	100.762	
4	16:29:39.077	<b>55.708</b>			16.643	108.238	101.066	10	16:35:15.986	<b>58.436</b>			16.873	108.238	101.524	
5	16:30:34.549	<b>55.472</b>			16.487	107.372	101.218	11	16:36:13.344	<b>57.358</b>			16.805	108.588	101.678	
6	16:31:30.058	<b>55.509</b>			16.650	108.413	100.914	12	16:37:10.219	<b>56.875</b>			16.685	108.413	100.762	
7	16:32:26.829	<b>56.771</b>			16.662	107.201	100.762	13	16:38:06.544	<b>56.325</b>			16.669	108.764	101.066	
8	16:33:22.611	<b>55.782</b>			16.649	107.372	<b>101.371</b>	14	16:39:02.890	<b>56.346</b>			16.658	108.941	100.914	
9	16:34:19.257	<b>56.646</b>			16.963	107.372	101.371	15	16:39:59.082	<b>56.192</b>			16.803	108.764	101.371	
10	16:35:16.495	<b>57.238</b>			17.035	107.717	100.914	16	16:41:21.903	<b>1:22.821</b>			26.923	63.489	15.520	
11	16:36:13.951	<b>57.456</b>			17.084	106.859	100.762	<b>(4) Allister McMILLAN</b>								
12	16:37:10.944	<b>56.993</b>			16.934	107.890	100.611	1	16:26:49.227	<b>1:00.402</b>			16.732		96.005	
13	16:38:07.440	<b>56.496</b>			16.879	108.238	100.310	2	16:27:46.110	<b>56.883</b>			16.860		95.868	
14	16:39:03.527	<b>56.087</b>			16.852	109.296	101.218	3	16:28:45.492	<b>59.382</b>			16.763		96.143	
15	16:39:59.496	<b>55.969</b>			16.732	<b>109.653</b>	101.066	4	16:29:41.115	<b>55.623</b>			16.492	103.084	97.257	
16	16:40:56.320	<b>56.824</b>			16.920	105.515	101.066	5	16:30:36.190	<b>55.075</b>			<b>16.462</b>	104.204	<b>97.623</b>	
17	16:41:52.409	<b>56.089</b>			16.847	108.413	100.914	6	16:31:32.447	<b>56.257</b>			16.538	101.832	<b>98.833</b>	
18	16:42:48.463	<b>56.054</b>			16.860	107.717	100.310	7	16:32:29.189	<b>56.742</b>			16.652		96.697	
19	16:43:44.446	<b>55.983</b>			16.763	107.890	100.914	8	16:33:25.255	<b>56.066</b>			16.936	<b>107.030</b>	<b>97.257</b>	
20	16:44:40.207	<b>55.761</b>			16.855	108.064	100.460	9	16:34:21.544	<b>56.289</b>			16.739	103.561	97.117	
<b>(28) Jason HUGHES</b>																
1	16:26:51.946	<b>1:03.092</b>			16.919	103.882	96.281	10	16:35:18.767	<b>57.223</b>			16.983	103.402	96.005	
2	16:27:48.465	<b>56.519</b>			16.637	104.043	96.419	11	16:36:15.460	<b>56.693</b>			16.593	103.882	96.836	
3	16:28:44.660	<b>56.195</b>			16.675	103.561	96.419	12	16:37:12.070	<b>56.610</b>			17.032	101.987	96.005	
4	16:29:40.360	<b>55.700</b>			16.618	104.529	96.281	13	16:38:08.524	<b>56.454</b>			16.909	103.402	95.188	
5	16:30:35.918	<b>55.558</b>			16.480	104.366	96.419	14	16:39:04.894	<b>56.370</b>			16.849	102.611	93.595	
6	16:31:32.114	<b>56.196</b>			16.563	105.349	96.419	15	16:40:57.301	<b>1:52.407</b>			1:08.705		2.339	
7	16:32:29.814	<b>57.700</b>			16.576	104.366	95.868	<b>(23) Conrad MURRAY</b>								
8	16:33:25.622	<b>55.808</b>			16.668	104.529	97.117	1	16:26:52.522	<b>1:02.480</b>			17.047	106.520	102.768	
9	16:34:21.911	<b>56.289</b>			16.830	<b>105.681</b>	97.540	2	16:27:50.503	<b>57.981</b>			<b>16.314</b>	109.653	103.882	
10	16:35:18.951	<b>57.040</b>			16.938	104.529	97.399	3	16:28:48.146	<b>57.643</b>			16.590	108.588	103.242	
11	16:36:15.937	<b>56.986</b>			16.897	104.856	96.836	4	16:29:45.619	<b>57.473</b>			16.648	109.832	103.882	
12	16:37:12.313	<b>56.376</b>			16.894	105.020	96.976	5	16:30:42.684	<b>57.065</b>			16.438	<b>111.105</b>	<b>104.529</b>	
13	16:38:08.671	<b>56.358</b>			16.630	104.366	<b>97.682</b>	6	16:31:40.256	<b>57.572</b>			16.686	110.012	103.721	
14	16:39:05.527	<b>56.856</b>			16.722	104.529	97.117	7	16:32:38.188	<b>57.932</b>			16.648	109.296	103.561	
15	16:40:01.921	<b>56.394</b>			16.923	104.366	94.518	8	16:33:36.646	<b>58.458</b>			16.872	109.474	103.402	
16	16:40:59.877	<b>57.956</b>			16.913	104.529	95.323	9	16:34:34.402	<b>57.756</b>			17.097	110.374	101.218	
17	16:41:56.953	<b>57.076</b>			17.012	104.529	95.323	10	16:35:52.293	<b>1:17.891</b>			27.038	53.643	35.153	
18	16:42:53.331	<b>56.378</b>			16.761	104.529	96.143	<b>(59) Gary WAIT</b>								
19	16:43:50.016	<b>56.685</b>			17.068	104.529	96.281	1	16:26:53.721	<b>1:01.179</b>			<b>17.370</b>	<b>104.856</b>	<b>103.561</b>	
20	16:44:47.405	<b>57.389</b>			17.208	103.882	96.419	2	16:27:56.097	<b>1:02.376</b>			18.474	85.815	94.518	
<b>(27) Ian FLUX</b>																
1	16:26:53.512	<b>1:02.482</b>			17.637	103.721	94.518	3	16:28:56.091	<b>59.994</b>			17.613	89.836	102.926	
2	16:27:51.879	<b>58.367</b>			17.131	<b>104.366</b>	94.785	4	16:29:56.393	<b>1:00.302</b>			17.881	97.117	90.198	
3	16:28:49.567	<b>57.688</b>			17.201	103.882	94.785	5	16:30:57.216	<b>1:00.823</b>			18.060	89.957	100.310	
4	16:29:47.362	<b>57.795</b>			17.220	102.454	95.595	6	16:31:57.195	<b>59.979</b>			17.809	99.863	89.836	
5	16:30:45.255	<b>57.893</b>			17.185	101.832	95.323	7	16:32:58.330	<b>1:01.135</b>			18.296	98.543	77.224	
6	16:31:42.990	<b>57.735</b>			<b>17.115</b>	102.454	95.323	8	16:34:12.295	<b>1:13.965</b>			22.568	52.966	76.870	
7	16:32:41.225	<b>58.235</b>			17.135	102.142	95.595	9	16:35:16.943	<b>1:04.648</b>			21.202	90.809	34.934	
8	16:33:38.789	<b>57.564</b>			17.188	102.926	95.595	<b>(44) Scott TOLLAN</b>								
9	16:34:36.438	<b>57.649</b>			17.330	103.561	94.919	1	16:27:08.086	<b>1:18.064</b>			17.409	100.914	99.272	
10	16:35:35.200	<b>58.762</b>			17.606	102.926	93.988	2	16:28:06.717	<b>58.631</b>			17.196	102.611	98.688	
11	16:36:33.790	<b>58.590</b>			17.400	101.524	95.188	3	16:29:05.515	<b>58.798</b>			17.339	103.242	<b>100.011</b>	
12	16:37:32.069	<b>58.279</b>			17.358	103.084	95.459	4	16:30:03.689	<b>58.174</b>			17.367	<b>104.366</b>	99.566	
13	16:38:30.358	<b>58.289</b>			17.447	103.882	95.595	5	16:31:01.262	<b>57.573</b>			<b>17.177</b>	104.043	100.011	
14	16:39:28.628	<b>58.270</b>			17.289	103.402	<b>95.868</b>	6	16:31:59.288	<b>58.026</b>			17.406	104.204	97.257	
15	16:40:26.736	<b>58.108</b>			17.338	103.242	95.868	7	16:32:58.739	<b>59.451</b>			17.771	103.882	96.976	
16	16:41:25.571	<b>58.835</b>			17.840	101.524	94.252	8	16:34:07.057	<b>1:08.318</b>			25.202	97.117	26.051	
17	16:42:23.555	<b>57.984</b>			17.369	103.882	95.323	<b>(19) Graham WAIT</b>								
18	16:43:21.646	<b>58.091</b>			17.284	102.611	95.595	1	16:26:52.713	<b>1:01.572</b>			18.213	<b>105.515</b>	78.672	
19	16:44:19.260	<b>57.614</b>			17.252	103.721	95.868	2	16:27:57.855	<b>1:05.142</b>			18.099		<b>96.976</b>	
20	16:45:17.084	<b>57.824</b>			17.334	102.926	94.518	3	16:28:57.513	<b>59.658</b>			<b>17.672</b>		95.459	
<b>(11) Stewart WHYTE</b>																
1	16:26:47.600	<b>59.032</b>			<b>16.099</b>	110.193	104.043	4	16:30:01.834	<b>1:04.321</b>			22.335		67.785	
2	16:27:42.421	<b>54.821</b>			16.203	110.556	103.242	5	16:31:06.930	<b>1:05.096</b>			18.269		87.494	
3	16:28:37.612	<b>55.191</b>			16.257	110.739	103.402									
4	16:29:32.182	<b>54.570</b>			16.103	<b>110.922</b>	<b>104.366</b>									
5	16:30:26.595	<b>54.413</b>			16.159	110.556	103.882									
6	16:31:21.119	<b>54.524</b>			16.244	110.739	104.043									

Clerk of the Course.

Sig : Time :

Chief Timekeeper : Ian Sharp (SMART Timing)

Results available at [www.smart-timing.co.uk](http://www.smart-timing.co.uk) and [www.speedhive.com](http://www.speedhive.com)

Orbits





## SMRC Super Touring Car Festival

## Lapchart

HSCC Super Touring Car Championship

Knockhill 1.267 miles

Race 3 - 1st Race

04/08/2018 16:20

Race (20 Laps) started at 16:25:48

Competitors	Laps																				
	0	1	2	3	4	5	6	7	8	9	10	11	12	13	14	15	16	17	18	19	20
Stewart WHYTE (11)	11	11	11	11	11	11	11	11	11	11	11	11	11	11	11	11	98	98	98	98	98
John CLELAND (98)	98	4	4	98	98	98	98	98	98	98	98	98	98	98	98	98	28	28	28	28	28
Allister McMILLAN (4)	4	98	98	28	28	28	28	4	4	4	4	4	4	4	4	28	11	27	27	27	27
Jason HUGHES (28)	28	28	28	4	4	4	4	28	28	28	28	28	28	28	28	27	27				
Scott TOLLAN (44)	44	23	23	23	23	23	23	23	23	23	27	27	27	27	27	4					
Conrad MURRAY (23)	23	19	27	27	27	27	27	27	27	27	27	23									
Ian FLUX (27)	27	27	59	59	59	59	59	59	44	59											
Graham WAIT (19)	19	59	19	19	19	44	44	44	59												
Gary WAIT (59)	59	44	44	44	44	19															

Margin of Victory	Avg. Speed	Best Lap Tm	Best Speed	Best Lap by
7.198	80.581	54.413	83.819	11 - Stewart WHYTE

Clerk of the Course.

Orbits

Sig : Time :  
 Chief Timekeeper : Ian Sharp (SMART Timing)  
 Results available at [www.smart-timing.co.uk](http://www.smart-timing.co.uk) and [www.speedhive.com](http://www.speedhive.com)





# SMRC Super Touring Car Festival


HSCC Super Touring Car Championship

Knockhill 1.267 miles

Race 15 - 2nd Race - AMENDED GRID

05/08/2018 14:35

Race (15 Laps)



POLE POSITION

2 28 Jason HUGHES
4 23 Conrad MURRAY
6 44 Scott TOLLAN
8 27 Allan SCOTT

1 98 John CLELAND
3 4 Allister McMILLAN
5 59 Gary WAIT
7 19 Graham WAIT

1  
2  
3  
4

Clerk of the Course.

Sig :                      Time :

Chief Timekeeper : Ian Sharp (SMART Timing)

Results available at [www.smart-timing.co.uk](http://www.smart-timing.co.uk) and [www.speedhive.com](http://www.speedhive.com)

Orbits



**SMRC Super Touring Car Festival**
**Sorted on Laps**
**Scottish Formula Ford 1600 Championship**
**Knockhill 1.267 miles**
**Race 4 - 1st Race**
**04/08/2018 16:55**
**Race (12 Laps) started at 16:59:35**

Pos	No.	Name	Make/Model	CC	Class Code	Laps	Total Tm	Diff	Best Tm	In Lap	2nd Best
1	1	Ross MARTIN	Ray GR17	1600	FFA	12	11:03.779		54.665	12	54.777
2	33	Jordan GRONKOWSKI	Van Diemen JL012K	1600	FFA	12	11:04.164	0.385	54.615	12	54.885
3	88	Sebastian MELROSE	Ray GR14	1600	FFA	12	11:13.551	9.772	55.122	6	55.188
4	92	Matthew CHISHOLM	Van Diemen RF00	1600	FFA	12	11:16.421	12.642	55.185	8	55.268
5	70	Gary SYKES	Ray GR10	1600	FFA	12	11:22.475	18.696	55.906	6	55.971
6	78	James CLARKE	Mygale SJ08	1600	FFA	12	11:22.967	19.188	55.777	6	55.790
7	29	Ross HOWE	Van Diemen RF99	1600	FFA	12	11:25.800	22.021	55.939	11	56.039
8	30	Steven BARLOW	Ray GR09	1600	FFA	12	11:26.697	22.918	55.946	6	56.127
9	77	Fraser GRAY	Ray GR14	1600	FFA	11	11:43.826	1 Lap	56.657	11	56.709
Not classified (80% = 9 Laps)											
DNF	0	Josh SMITH	Ray GR14	1600	Guest	4	5:27.994	DNF	58.961	4	1:00.056

Margin of Victory	Avg. Speed	Best Lap Tm	Best Speed	Best Lap by
0.385	82.452	54.615	83.509	33 - Jordan GRONKOWSKI

**Clerk of the Course.**
**Orbits**

Sig : Time :

Chief Timekeeper : Ian Sharp (SMART Timing)

 Results available at [www.smart-timing.co.uk](http://www.smart-timing.co.uk) and [www.speedhive.com](http://www.speedhive.com)

Printed: 04/08/2018 19:12:57



## SMRC Super Touring Car Festival

**Scottish Formula Ford 1600 Championship**
**Knockhill 1.267 miles**
**Race 4 - 1st Race**
**04/08/2018 16:55**
**Race (12 Laps) started at 16:59:35**

Lap	Time of Day	Lap Tm	S1	S2	S3	S3Spd	SFSpd	Lap	Time of Day	Lap Tm	S1	S2	S3	S3Spd	SFSpd
<b>(1) Ross MARTIN</b>															
1	17:00:33.195				16.775	99.566	93.205	3	17:02:31.255	<b>57.601</b>			17.937	99.863	88.767
2	17:01:28.394	<b>55.199</b>			16.571	100.310	93.857	4	17:03:27.262	<b>56.007</b>			<b>16.979</b>	99.566	91.802
3	17:02:23.729	<b>55.335</b>			16.702	100.161	94.120	5	17:04:23.052	<b>55.790</b>			17.051	101.678	92.818
4	17:03:18.876	<b>55.147</b>			16.612	101.371	93.857	6	17:05:18.829	<b>55.777</b>			17.094	<b>102.768</b>	92.690
5	17:04:13.704	<b>54.828</b>			16.495	101.524	94.120	7	17:06:15.121	<b>56.292</b>			17.001	101.066	92.435
6	17:05:09.042	<b>55.338</b>			16.847	101.371	93.465	8	17:07:12.125	<b>57.004</b>			17.546	98.688	91.802
7	17:06:04.106	<b>55.064</b>			16.672	<b>101.987</b>	94.252	9	17:08:08.606	<b>56.481</b>			17.392	101.678	92.818
8	17:06:58.883	<b>54.777</b>			16.547	101.524	94.919	10	17:09:05.402	<b>56.796</b>			17.436	100.460	92.690
9	17:07:54.246	<b>55.363</b>			16.649	100.762	94.385	11	17:10:02.147	<b>56.745</b>			17.029	99.863	<b>93.076</b>
10	17:08:49.034	<b>54.788</b>			16.503	101.524	94.385	12	17:10:58.054	<b>55.907</b>			17.162	99.419	91.303
11	17:09:44.201	<b>55.167</b>			16.765	101.218	<b>95.053</b>	<b>(29) Ross HOWE</b>							
12	17:10:38.866	<b>54.665</b>			<b>16.493</b>	101.371	94.651	1	17:00:37.123				17.032	<b>102.142</b>	93.335
<b>(33) Jordan GRONKOWSKI</b>								2	17:01:33.911	<b>56.788</b>			17.455	100.310	93.205
1	17:00:33.653				16.784	100.914	91.552	3	17:02:33.220	<b>59.309</b>			19.895	101.066	85.162
2	17:01:28.897	<b>55.244</b>			16.710	102.454	92.308	4	17:03:30.138	<b>56.918</b>			17.036	98.543	92.181
3	17:02:24.151	<b>55.254</b>			17.035	100.310	92.562	5	17:04:26.594	<b>56.456</b>			17.047	98.833	92.690
4	17:03:19.141	<b>54.990</b>			16.628	100.611	92.818	6	17:05:22.633	<b>56.039</b>			<b>16.956</b>	98.833	92.181
5	17:04:14.171	<b>55.030</b>			<b>16.507</b>	102.611	92.435	7	17:06:19.265	<b>56.632</b>			17.126	98.979	<b>93.726</b>
6	17:05:09.419	<b>55.248</b>			17.136	101.371	91.928	8	17:07:15.740	<b>56.475</b>			17.136	99.419	92.562
7	17:06:04.411	<b>54.992</b>			16.789	<b>103.084</b>	92.818	9	17:08:12.637	<b>56.897</b>			17.010	99.272	93.335
8	17:06:59.296	<b>54.885</b>			16.823	102.142	93.335	10	17:09:08.825	<b>56.188</b>			17.042	97.967	92.054
9	17:07:54.498	<b>55.202</b>			16.749	102.454	93.205	11	17:10:04.764	<b>55.939</b>			17.004	98.833	93.465
10	17:08:49.419	<b>54.921</b>			16.659	101.218	92.947	12	17:11:00.887	<b>56.123</b>			17.016	98.398	92.818
11	17:09:44.636	<b>55.217</b>			17.036	102.768	92.947	<b>(30) Steven BARLOW</b>							
12	17:10:39.251	<b>54.615</b>			16.539	102.926	<b>93.465</b>	1	17:00:39.259				17.411	98.398	91.427
<b>(88) Sebastian MELROSE</b>								2	17:01:36.866	<b>57.607</b>			17.034	98.833	92.054
1	17:00:34.890				16.918	101.987	93.335	3	17:02:33.843	<b>56.977</b>			17.118	99.272	91.677
2	17:01:30.601	<b>55.711</b>			16.661	101.678	93.988	4	17:03:30.379	<b>56.536</b>			16.995	101.218	93.595
3	17:02:26.313	<b>55.712</b>			16.646	101.066	94.651	5	17:04:27.120	<b>56.741</b>			17.057	101.218	94.252
4	17:03:21.501	<b>55.188</b>			16.609	102.142	94.252	6	17:05:23.066	<b>55.946</b>			<b>16.756</b>	101.371	94.385
5	17:04:16.744	<b>55.243</b>			<b>16.559</b>	102.142	94.785	7	17:06:19.629	<b>56.563</b>			17.192	<b>101.678</b>	94.651
6	17:05:11.866	<b>55.122</b>			16.598	<b>102.298</b>	94.919	8	17:07:15.904	<b>56.275</b>			17.050	100.611	<b>95.053</b>
7	17:06:07.672	<b>55.806</b>			16.699	101.987	94.518	9	17:08:12.977	<b>57.073</b>			16.985	100.310	94.385
8	17:07:03.155	<b>55.483</b>			16.707	102.142	<b>95.731</b>	10	17:09:09.104	<b>56.127</b>			17.071	98.979	94.120
9	17:07:58.447	<b>55.292</b>			16.665	102.298	94.919	11	17:10:05.241	<b>56.137</b>			16.918	100.161	94.120
10	17:08:53.855	<b>55.408</b>			16.584	102.298	94.919	12	17:11:01.784	<b>56.543</b>			17.306	101.371	93.205
11	17:09:52.850	<b>58.995</b>			16.659	101.987	95.459	<b>(77) Fraser GRAY</b>							
12	17:10:48.638	<b>55.788</b>			16.856	102.142	93.857	1	17:00:38.900				17.324	97.967	92.308
<b>(92) Matthew CHISHOLM</b>								2	17:02:04.872	<b>1:25.972</b>			22.847	95.188	40.426
1	17:00:36.745				17.056	101.218	93.726	3	17:03:42.415	<b>1:37.543</b>			17.476	98.979	91.802
2	17:01:33.635	<b>56.890</b>			17.225	100.460	92.947	4	17:04:39.847	<b>57.432</b>			17.274	98.543	91.802
3	17:02:29.952	<b>56.317</b>			17.120	100.161	92.947	5	17:05:37.315	<b>57.468</b>			17.224	<b>100.161</b>	92.054
4	17:03:26.329	<b>56.377</b>			16.982	97.117	<b>94.252</b>	6	17:06:34.665	<b>57.350</b>			17.088	99.125	92.308
5	17:04:22.401	<b>56.072</b>			16.880	99.125	92.947	7	17:07:31.597	<b>56.932</b>			<b>17.071</b>	99.863	92.818
6	17:05:17.737	<b>55.336</b>			16.687	100.914	93.205	8	17:08:28.364	<b>56.767</b>			17.084	99.714	92.818
7	17:06:13.005	<b>55.268</b>			16.775	<b>101.371</b>	93.076	9	17:09:25.547	<b>57.183</b>			17.225	99.566	92.818
8	17:07:08.190	<b>55.185</b>			16.730	100.914	93.595	10	17:10:22.256	<b>56.709</b>			17.150	100.161	<b>93.465</b>
9	17:08:05.208	<b>57.018</b>			17.220	96.697	90.686	11	17:11:18.913	<b>56.657</b>			17.157	99.714	92.818
10	17:09:00.876	<b>55.668</b>			16.752	100.310	93.205	<b>(0) Josh SMITH</b>							
11	17:09:56.168	<b>55.292</b>			16.720	100.161	93.726	1	17:00:36.863				18.049	<b>98.254</b>	86.368
12	17:10:51.508	<b>55.340</b>			<b>16.634</b>	100.460	93.335	2	17:01:36.919	<b>1:00.056</b>			19.783	97.682	40.402
<b>(70) Gary SYKES</b>								3	17:04:04.120	<b>2:27.201</b>			<b>17.291</b>	97.399	<b>88.649</b>
1	17:00:36.237				17.101	101.371	91.928	4	17:05:03.081	<b>58.961</b>			19.244	94.252	41.044
2	17:01:33.196	<b>56.959</b>			17.267	99.566	92.054	<b>(78) James CLARKE</b>							
3	17:02:29.823	<b>56.627</b>			17.095	100.011	92.818	1	17:00:36.521				17.318	97.399	91.802
4	17:03:26.162	<b>56.339</b>			17.003	98.979	93.076	2	17:01:33.654	<b>57.133</b>			17.561	101.066	91.055
5	17:04:22.714	<b>56.552</b>			17.021	101.371	<b>94.120</b>								
6	17:05:18.620	<b>55.906</b>			17.127	<b>103.084</b>	92.947								
7	17:06:14.895	<b>56.275</b>			17.022	101.371	92.435								
8	17:07:11.774	<b>56.879</b>			17.312	99.566	93.335								
9	17:08:08.299	<b>56.525</b>			17.222	101.066	93.465								
10	17:09:05.198	<b>56.899</b>			17.342	99.714	93.076								
11	17:10:01.591	<b>56.393</b>			<b>16.725</b>	100.161	94.120								
12	17:10:57.562	<b>55.971</b>			16.980	100.460	93.335								

Clerk of the Course.

Orbits

 Sig : \_\_\_\_\_ Time : \_\_\_\_\_  
 Chief Timekeeper : Ian Sharp (SMART Timing)

 Results available at [www.smart-timing.co.uk](http://www.smart-timing.co.uk) and [www.speedhive.com](http://www.speedhive.com)

Printed: 04/08/2018 19:13:28



## SMRC Super Touring Car Festival

## Lapchart

Scottish Formula Ford 1600 Championship

Knockhill 1.267 miles

Race 4 - 1st Race

04/08/2018 16:55

Race (12 Laps) started at 16:59:35

Competitors	Laps											
	1	2	3	4	5	6	7	8	9	10	11	12
Ross MARTIN (1)	1	1	1	1	1	1	1	1	1	1	1	1
Jordan GRONKOWSKI (33)	2	33	33	33	33	33	33	33	33	33	33	33
Sebastian MELROSE (88)	3	88	88	88	88	88	88	88	88	88	88	88
Gary SYKES (70)	4	70	70	70	70	92	92	92	92	92	92	92
James CLARKE (78)	5	78	92	92	92	70	70	70	70	70	70	70
Matthew CHISHOLM (92)	6	92	78	78	78	78	78	78	78	78	78	78
Josh SMITH (0)	7	0	29	29	29	29	29	29	29	29	29	29
Ross HOWE (29)	8	29	30	30	30	30	30	30	30	30	30	30
Fraser GRAY (77)	9	77	0	77	77	77	77	77	77	77	77	77
Steven BARLOW (30)	10	30	77	0	0							

Margin of Victory	Avg. Speed	Best Lap Tm	Best Speed	Best Lap by
0.385	82.452	54.615	83.509	33 - Jordan GRONKOWSKI

Clerk of the Course.

Orbits

Sig : Time :  
 Chief Timekeeper : Ian Sharp (SMART Timing)

Results available at [www.smart-timing.co.uk](http://www.smart-timing.co.uk) and [www.speedhive.com](http://www.speedhive.com)

Printed: 04/08/2018 19:13:46



SMRC Super Touring Car Festival


Scottish Formula Ford 1600 Championship

Knockhill 1.267 miles

Race 10 - 2nd Race

05/08/2018 11:25

Race (12 Laps)



POLE POSITION

2	33 Jordan GRONKOWSKI
4	92 Matthew CHISHOLM
6	78 James CLARKE
8	30 Steven BARLOW
10	0 Josh SMITH

1	1 Ross MARTIN
3	88 Sebastian MELROSE
5	70 Gary SYKES
7	29 Ross HOWE
9	77 Fraser GRAY

1  
2  
3  
4  
5

Clerk of the Course.

Sig : Time :

Chief Timekeeper : Ian Sharp (SMART Timing)

Results available at [www.smart-timing.co.uk](http://www.smart-timing.co.uk) and [www.speedhive.com](http://www.speedhive.com)

Orbits







## SMRC Super Touring Car Festival

Sorted on Laps

Scottish Saloon &amp; Sportscar Championship

Knockhill 1.267 miles

Race 5 - 1st Race

04/08/2018 17:20

Race (12 Laps) started at 17:21:43

Pos	No.	Name	Make/Model	CC	Class Code	Laps	Total Tm	Diff	Best Tm	In Lap	2nd Best
1	89	William ROBSON	Ford Focus RS	2522	B1	12	11:26.277		55.873	2	56.697
2	62	Paul RANKIN	Westfield Aero	2000	B2	12	11:29.599	3.322	56.244	11	56.709
3	70	Oliver MORTIMER	Mini Cooper R53	1600	R53	12	11:51.348	25.071	58.002	2	58.122
4	27	Paul WILSON	Mini Cooper R53	2000	R53	12	11:52.742	26.465	58.673	2	58.715
5	83	Fraser JAMIESON	Mini Cooper R53	1600	R53	12	12:17.192	50.915	1:00.333	2	1:00.340
Not classified											
DNF	9	Ron CUMMING	Nemesis Kit Car	2000	A3				DNF	0	

## Announcements

New Track Record (56.244) for SMRC Sports/Sal. (B2) by Paul RANKIN.

Margin of Victory	Avg. Speed	Best Lap Tm	Best Speed	Best Lap by
3.322	79.749	55.873	81.629	89 - William ROBSON

Clerk of the Course.

Orbits

Sig : Time :

Chief Timekeeper : Ian Sharp (SMART Timing)

Results available at [www.smart-timing.co.uk](http://www.smart-timing.co.uk) and [www.speedhive.com](http://www.speedhive.com)

Printed: 04/08/2018 19:16:18







## SMRC Super Touring Car Festival

## Scottish Saloon &amp; Sportscar Championship

Knockhill 1.267 miles

## Race 5 - 1st Race

04/08/2018 17:20

## Race (12 Laps) started at 17:21:43

Lap	Time of Day	Lap Tm	S1	S2	S3	S3Spd	SFSpd	Lap	Time of Day	Lap Tm	S1	S2	S3	S3Spd	SFSpd
<b>(89) William ROBSON</b>															
1	17:22:42.555				<b>16.550</b>	118.356	107.544								
2	17:23:38.428	<b>55.873</b>			16.593	117.321	106.859								
3	17:24:35.125	<b>56.697</b>			16.795	117.321	106.183								
4	17:25:31.933	<b>56.808</b>			16.858	118.356	106.351								
5	17:26:29.028	<b>57.095</b>			16.756	116.304	108.064								
6	17:27:25.882	<b>56.854</b>			16.756	117.733	106.520								
7	17:28:23.580	<b>57.698</b>			16.873	118.356	105.349								
8	17:29:20.859	<b>57.279</b>			16.815	118.356	105.515								
9	17:30:17.777	<b>56.918</b>			16.819	117.321	106.351								
10	17:31:14.864	<b>57.087</b>			16.896	<b>118.985</b>	97.257								
11	17:32:12.352	<b>57.488</b>			16.751	118.565	<b>108.238</b>								
12	17:33:09.997	<b>57.645</b>			16.785	117.526	105.515								
<b>(62) Paul RANKIN</b>															
1	17:22:45.063				16.364	104.043	102.298								
2	17:23:42.010	<b>56.947</b>			16.158	<b>105.848</b>	<b>103.882</b>								
3	17:24:39.520	<b>57.510</b>			16.392	104.204	103.084								
4	17:25:36.787	<b>57.267</b>			16.367	104.204	103.242								
5	17:26:34.655	<b>57.868</b>			16.960	97.824	102.142								
6	17:27:31.894	<b>57.239</b>			16.411	105.349	103.084								
7	17:28:29.292	<b>57.398</b>			16.416	102.611	102.298								
8	17:29:26.256	<b>56.964</b>			16.481	102.611	88.299								
9	17:30:23.581	<b>57.325</b>			16.318	102.768	101.678								
10	17:31:20.290	<b>56.709</b>			16.218	102.768	102.142								
11	17:32:16.534	<b>56.244</b>			<b>16.121</b>	103.882	103.402								
12	17:33:13.319	<b>56.785</b>			16.483	103.242	103.084								
<b>(70) Oliver MORTIMER</b>															
1	17:22:47.014				17.778	96.143	88.299								
2	17:23:45.016	<b>58.002</b>			<b>17.475</b>	96.281	<b>90.198</b>								
3	17:24:43.138	<b>58.122</b>			17.575	95.053	88.649								
4	17:25:43.041	<b>59.903</b>			17.777	94.518	87.722								
5	17:26:42.617	<b>59.576</b>			18.074	95.868									
6	17:27:41.038	<b>58.421</b>			17.491	95.595									
7	17:28:39.943	<b>58.905</b>			17.814	94.385									
8	17:29:39.634	<b>59.691</b>			17.790	<b>96.419</b>									
9	17:30:38.205	<b>58.571</b>			17.754	94.919									
10	17:31:36.912	<b>58.707</b>			17.723	95.595									
11	17:32:35.789	<b>58.877</b>			17.812	95.595									
12	17:33:35.068	<b>59.279</b>			18.177	92.947									
<b>(27) Paul WILSON</b>															
1	17:22:47.421				17.805	94.785	<b>87.837</b>								
2	17:23:46.094	<b>58.673</b>			17.881	95.459	86.479								
3	17:24:44.809	<b>58.715</b>			17.807	94.785	86.368								
4	17:25:43.677	<b>58.868</b>			17.871	95.731	85.925								
5	17:26:42.753	<b>59.076</b>			17.898	95.188	85.596								
6	17:27:41.969	<b>59.216</b>			17.991	95.731	83.989								
7	17:28:40.781	<b>58.812</b>			17.795	<b>95.868</b>	86.146								
8	17:29:40.019	<b>59.238</b>			17.919	94.785	86.035								
9	17:30:38.789	<b>58.770</b>			<b>17.782</b>	95.731	86.146								
10	17:31:37.530	<b>58.741</b>			17.844	95.731	86.035								
11	17:32:36.452	<b>58.922</b>			18.092	94.785	85.815								
12	17:33:36.462	<b>1:00.010</b>			18.188	94.385	84.412								
<b>(83) Fraser JAMIESON</b>															
1	17:22:48.424				<b>18.226</b>	92.562	85.054								
2	17:23:48.757	<b>1:00.333</b>			18.264	92.562	85.925								
3	17:24:49.396	<b>1:00.639</b>			18.500	90.198	85.379								
4	17:25:49.870	<b>1:00.474</b>			18.628	90.932									
5	17:26:50.428	<b>1:00.558</b>			18.596	90.077									
6	17:27:50.882	<b>1:00.454</b>			18.597	90.932	83.054								
7	17:28:51.222	<b>1:00.340</b>			18.503	90.809	84.095								
8	17:29:52.952	<b>1:01.730</b>			19.395	89.477	<b>88.649</b>								
9	17:30:53.810	<b>1:00.858</b>			18.754	89.477	87.952								
10	17:31:55.171	<b>1:01.361</b>			19.198	90.077	88.649								
11	17:32:58.572	<b>1:03.401</b>			19.336	<b>93.205</b>	80.368								
12	17:34:00.912	<b>1:02.340</b>			18.605	93.205	83.363								

Clerk of the Course.

Sig : Time :

Chief Timekeeper : Ian Sharp (SMART Timing)

Results available at [www.smart-timing.co.uk](http://www.smart-timing.co.uk) and [www.speedhive.com](http://www.speedhive.com)

Printed: 04/08/2018 19:16:41

Orbits





## SMRC Super Touring Car Festival

## Lapchart

Scottish Saloon & Sportscar Championship

Knockhill 1.267 miles

Race 5 - 1st Race

04/08/2018 17:20

Race (12 Laps) started at 17:21:43

Competitors	Laps												
	1	2	3	4	5	6	7	8	9	10	11	12	
William ROBSON (89)	1	89	89	89	89	89	89	89	89	89	89	89	89
Paul RANKIN (62)	2	62	62	62	62	62	62	62	62	62	62	62	62
Oliver MORTIMER (70)	3	70	70	70	70	70	70	70	70	70	70	70	70
Paul WILSON (27)	4	27	27	27	27	27	27	27	27	27	27	27	27
Fraser JAMIESON (83)	5	83	83	83	83	83	83	83	83	83	83	83	83
-	6												

Margin of Victory	Avg. Speed	Best Lap Tm	Best Speed	Best Lap by
3.322	79.749	55.873	81.629	89 - William ROBSON

Clerk of the Course.

Orbits

Sig : Time :  
 Chief Timekeeper : Ian Sharp (SMART Timing)  
 Results available at [www.smart-timing.co.uk](http://www.smart-timing.co.uk) and [www.speedhive.com](http://www.speedhive.com)  
 Printed: 04/08/2018 19:17:06





## SMRC Super Touring Car Festival


Scottish Saloon & Sportscar Championship

Knockhill 1.267 miles

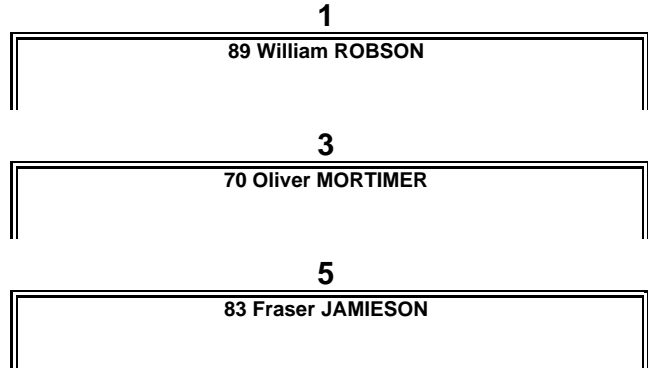
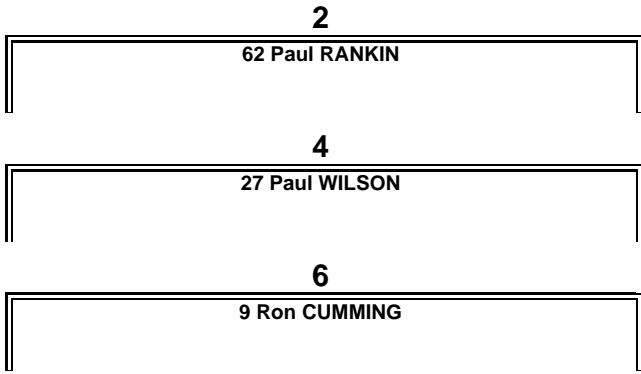
Race 11 - 2nd Race

05/08/2018 11:50

Race (12 Laps)



POLE POSITION



1  
2  
3

Clerk of the Course.

Sig : Time :

Chief Timekeeper : Ian Sharp (SMART Timing)

Results available at [www.smart-timing.co.uk](http://www.smart-timing.co.uk) and [www.speedhive.com](http://www.speedhive.com)

Orbits



**SMRC Super Touring Car Festival**
**Sorted on best lap time**

Celtic Speed Mini Cooper Cup

Knockhill 1.267 miles

Qualifying 6

05/08/2018 08:35

Practice (15:00 Time) started at 8:32:54

Pos	No.	Name	Make/Model	CC	Class Code	Laps	Best Tm	Diff	Best Speed	2nd Best
1	5	David SLEIGH	Mini Cooper	1600	SM	14	1:02.067		73.483	1:02.455
2	91	Robbie DALGLEISH	Mini Cooper	1600	SM	8	1:02.192	0.125	73.335	1:02.493
3	8	Hannah CHAPMAN	Mini Cooper	1600	SM L	13	1:02.232	0.165	73.288	1:02.253
4	24	John DUNCAN	Mini Cooper	1600	SM	13	1:02.566	0.499	72.896	1:02.921
5	7	Michael WEDDELL	Mini Cooper	1600	SMN	13	1:02.600	0.533	72.857	1:02.622
6	23	Ian MUNRO	Mini Cooper	1600	SM	14	1:02.638	0.571	72.813	1:02.711
7	81	Douglas SIMPSON	Mini Cooper	1600	SM	14	1:02.647	0.580	72.802	1:02.686
8	4	Dominic WHEATLEY	Mini Cooper	1600	SM	13	1:02.744	0.677	72.690	1:02.811
9	95	Craig BLAKE	Mini Cooper	1600	SMN	13	1:02.747	0.680	72.686	1:03.158
10	77	Ashleigh MORRIS	Mini Cooper	1600	SM L	13	1:03.017	0.950	72.375	1:03.708
11	26	William BLAKE	Mini Cooper	1600	SM	12	1:03.137	1.070	72.237	1:03.162
12	96	Taelor SHAND	Mini Cooper	1600	Guest	13	1:03.208	1.141	72.156	1:03.536
13	16	Craig DILLON	Mini Cooper	1600	SMN	9	1:03.287	1.220	72.066	1:03.773
14	44	Ross McCOLM	Mini Cooper	1600	Guest	12	1:03.432	1.365	71.901	1:03.614
15	52	Simon HOLDERNESS	Mini Cooper	1600	SM	14	1:03.492	1.425	71.833	1:03.501
16	30	Gordon LONG	Mini Cooper	1600	SMN	7	1:03.608	1.541	71.702	1:03.743
17	50	Andrew BELL	Mini Cooper	1600	SM	13	1:03.612	1.545	71.698	1:03.762
18	55	Fiona KINDNESS	Mini Cooper	1600	SM L	13	1:03.676	1.609	71.626	1:03.773
19	21	Ross WILKINSON	Mini Cooper	1600	SMN	13	1:04.092	2.025	71.161	1:04.117
20	155	Mark DAWSON	Mini Cooper	1600	Guest	13	1:04.974	2.907	70.195	1:05.004
21	6	Jonny DREELAN	Mini Cooper	1600	Guest	13	1:04.986	2.919	70.182	1:05.125

**Announcements**

Car No.77 - Selected lap times disallowed - Exceeding track limits.

Clerk of the Course.

Orbits

Sig :                      Time :  
 Chief Timekeeper : Ian Sharp (SMART Timing)  
 Results available at [www.smart-timing.co.uk](http://www.smart-timing.co.uk) and [www.speedhive.com](http://www.speedhive.com)









## SMRC Super Touring Car Festival

Celtic Speed Mini Cooper Cup

Knockhill 1.267 miles

Qualifying 6

05/08/2018 08:35

Practice (15:00 Time) started at 8:32:54

Lap	Time of Day	Lap Tm	S1	S2	S3	S3Spd	SFSpd	Lap	Time of Day	Lap Tm	S1	S2	S3	S3Spd	SFSpd
8	8:49:13.601	6:47.000		26.615	19.687	82.951	75.828								
9	8:50:20.711	1:07.110		26.073	19.556	83.363	76.432								
10	8:51:25.697	1:04.986	21.040	24.069	19.877	83.780	76.172								
11	8:52:31.960	1:06.263	21.084	24.234	20.945	80.755	74.813								
12	8:53:38.081	1:06.121	22.107	24.331	19.683	83.675	75.828								
13	8:54:46.713	1:08.632	21.428	24.427	22.777	83.054	32.928								

Clerk of the Course.

Orbits

Sig : Time :

Chief Timekeeper : Ian Sharp (SMART Timing)

Results available at [www.smart-timing.co.uk](http://www.smart-timing.co.uk) and [www.speedhive.com](http://www.speedhive.com)

Printed: 05/08/2018 08:59:39





## SMRC Super Touring Car Festival


Celtic Speed Mini Cooper Cup

Knockhill 1.267 miles

Race 8 - 1st Race

05/08/2018 10:35

Race (9 Laps)



POLE POSITION

		POLE POSITION		
<b>2</b>	<b>91 Robbie DALGLEISH</b> 1:02.192	<b>1</b>	<b>5 David SLEIGH</b> 1:02.067	<b>1</b>
<b>4</b>	<b>24 John DUNCAN</b> 1:02.566	<b>3</b>	<b>8 Hannah CHAPMAN</b> 1:02.232	<b>2</b>
<b>6</b>	<b>23 Ian MUNRO</b> 1:02.638	<b>5</b>	<b>7 Michael WEDDELL</b> 1:02.600	<b>3</b>
<b>8</b>	<b>4 Dominic WHEATLEY</b> 1:02.744	<b>7</b>	<b>81 Douglas SIMPSON</b> 1:02.647	<b>4</b>
<b>10</b>	<b>77 Ashleigh MORRIS</b> 1:03.017	<b>9</b>	<b>95 Craig BLAKE</b> 1:02.747	<b>5</b>
<b>12</b>	<b>96 Taelor SHAND</b> 1:03.208	<b>11</b>	<b>26 William BLAKE</b> 1:03.137	<b>6</b>
<b>14</b>	<b>44 Ross McCOLM</b> 1:03.432	<b>13</b>	<b>16 Craig DILLON</b> 1:03.287	<b>7</b>
<b>16</b>	<b>30 Gordon LONG</b> 1:03.608	<b>15</b>	<b>52 Simon HOLDERNESS</b> 1:03.492	<b>8</b>
<b>18</b>	<b>55 Fiona KINDNESS</b> 1:03.676	<b>17</b>	<b>50 Andrew BELL</b> 1:03.612	<b>9</b>
<b>20</b>	<b>155 Mark DAWSON</b> 1:04.974	<b>19</b>	<b>21 Ross WILKINSON</b> 1:04.092	<b>10</b>

Clerk of the Course.

Orbits

Sig : Time :  
 Chief Timekeeper : Ian Sharp (SMART Timing)  
 Results available at [www.smart-timing.co.uk](http://www.smart-timing.co.uk) and [www.speedhive.com](http://www.speedhive.com)



SMRC Super Touring Car Festival


Celtic Speed Mini Cooper Cup

Knockhill 1.267 miles

Race 8 - 1st Race

05/08/2018 10:35

Race (9 Laps)



21

6 Jonny DREELAN  
1:04.986

11



# Qualifying Results



Bulletin No. \_\_\_\_\_

## SMRC Super Touring Car Festival

Sorted on best lap time

Scottish Legends Championship

Knockhill 1.267 miles

Familiarisation - Q7

05/08/2018 08:55

Practice (15:00 Time) started at 9:03:22

Pos	No.	Name	Make/Model	CC	Class Code	Laps	Best Tm	Diff	Best Speed	2nd Best
1	37	Ivor GREENWOOD	Ford Coupe	1250	L	12	58.503		77.959	58.612
2	7	Duncan VINCENT	Ford Coupe	1250	LT	12	58.585	0.082	77.850	58.648
3	52	Stewart BLACK	Ford Coupe	1250	L	11	58.815	0.312	77.546	59.137
4	15	Steven McGILL	Ford Coupe	1250	L	11	58.976	0.473	77.334	59.080
5	6	David HUNTER	Ford Coupe	1250	L	11	59.023	0.520	77.272	59.346
6	22	Ben MASON	Chevy Sedan	1250	L	12	59.027	0.524	77.267	59.113
7	1	John PATERSON	Ford Coupe	1250	L	14	59.075	0.572	77.204	59.162
8	8	Jordan HODGSON	Ford Coupe	1250	L	11	59.095	0.592	77.178	59.247
9	60	David NEWALL	Ford Coupe	1250	L	14	59.228	0.725	77.005	59.284
10	71	Ryan McLEISH	Ford Coupe	1250	L	7	59.282	0.779	76.935	59.600
11	44	Colm O'SULLIVAN	Ford Coupe	1250	LR	14	59.541	1.038	76.600	59.816
12	75	Pino PALAZZO	Ford Sedan	1250	L	8	59.683	1.180	76.418	59.976
13	5	Michael PAXTON	Ford Coupe	1250	L	9	1:00.031	1.528	75.975	1:00.232
14	85	Mark BEATY	Ford Coupe	1250	L	13	1:00.456	1.953	75.441	1:00.690
15	17	Billy WAIT	37 Ford	1250	L	8	1:00.597	2.094	75.265	1:01.189
16	33	Kieran BEATY	Ford Coupe	1250	L	10	1:00.718	2.215	75.115	1:01.177
17	86	Jon CRITCHLOW	Chevy Sedan	1250	LR	11	1:01.712	3.209	73.905	1:01.879
18	16	John BUSHBY	Ford Coupe	1250	L	9	1:03.846	5.343	71.435	1:04.313
19	30	Mark FRENCH	Ford Coupe	1250	LR	7	1:05.131	6.628	70.026	1:06.331

Clerk of the Course.

Orbits

Sig :                      Time :  
 Chief Timekeeper : Ian Sharp (SMART Timing)  
 Results available at [www.smart-timing.co.uk](http://www.smart-timing.co.uk) and [www.speedhive.com](http://www.speedhive.com)





## SMRC Super Touring Car Festival

Scottish Legends Championship

Knockhill 1.267 miles

Familiarisation - Q7

05/08/2018 08:55

Practice (15:00 Time) started at 9:03:22

Lap	Time of Day	Lap Tm	S1	S2	S3	S3Spd	SFSpd
12	9:16:01.988	<b>1:00.879</b>	19.783	22.860	18.236	92.308	86.479
13	9:17:03.248	<b>1:01.260</b>	19.918	23.065	18.277	92.308	87.266
14	9:18:10.194	<b>1:06.946</b>	19.970	22.864	24.112	92.690	21.909

Lap	Time of Day	Lap Tm	S1	S2	S3	S3Spd	SFSpd
<b>(16) John BUSHBY</b>							
1	9:04:40.019			25.652	19.777	89.716	86.035
2	9:05:44.349	<b>1:04.330</b>	<b>20.843</b>	24.387	19.100	93.205	<b>87.837</b>
3	9:06:49.089	<b>1:04.740</b>	21.212	24.583	18.945	<b>93.726</b>	87.380
4	9:07:53.456	<b>1:04.367</b>	20.982	24.334	19.051	92.181	85.596
5	9:08:59.577	<b>1:06.121</b>	21.112	24.570	20.439	91.677	86.590
6	9:10:03.890	<b>1:04.313</b>	21.039	24.441	18.833	91.552	85.596
7	9:11:08.460	<b>1:04.570</b>	20.991	24.526	19.053	90.442	86.702
8	9:12:12.306	<b>1:03.846</b>	<b>20.860</b>	<b>24.186</b>	<b>18.800</b>	92.308	86.368
9	9:13:23.619	<b>1:11.313</b>	21.211	25.085	25.017	93.465	27.280

<b>(75) Pino PALAZZO</b>							
1	9:04:48.825			25.196	18.248	96.143	89.957
2	9:05:50.188	<b>1:01.363</b>	19.643	23.655	18.065	96.697	89.836
3	9:06:50.320	<b>1:00.132</b>	19.616	22.595	17.921	<b>96.836</b>	<b>90.564</b>
4	9:07:50.003	<b>59.683</b>	<b>19.429</b>	<b>22.336</b>	<b>17.918</b>	96.697	89.957
5	9:08:49.979	<b>59.976</b>	19.445	22.539	17.992	95.459	89.596
6	9:09:52.536	<b>1:02.557</b>	21.074	23.359	18.124	95.595	88.884
7	9:10:53.319	<b>1:00.783</b>	19.471	22.682	18.630	94.120	73.022
8	9:12:11.731	<b>1:18.412</b>	27.470	26.276	24.666	74.399	31.256

<b>(30) Mark FRENCH</b>							
1	9:04:46.938			27.146	23.282	79.417	80.465
2	9:05:53.269	<b>1:06.331</b>	<b>21.247</b>	25.173	19.911	<b>90.320</b>	79.323
3	9:06:58.400	<b>1:05.131</b>	21.444	<b>24.437</b>	<b>19.250</b>	89.716	<b>82.645</b>
4	9:08:13.766	<b>1:15.366</b>	21.260	27.098	27.008	76.345	27.503
5	9:10:40.615	<b>2:26.849</b>	1:37.617	26.697	22.535	76.694	70.640
6	9:11:55.175	<b>1:14.560</b>	24.052	28.398	22.110	77.491	70.196
7	9:13:27.689	<b>1:32.514</b>	27.152	30.315	35.047	54.826	23.085

<b>(5) Michael PAXTON</b>							
1	9:04:33.417			23.131	18.351	94.385	88.532
2	9:05:33.649	<b>1:00.232</b>	19.706	<b>22.473</b>	<b>18.053</b>	<b>96.143</b>	<b>89.836</b>
3	9:06:35.053	<b>1:01.404</b>	19.509	23.742	18.153	94.919	89.716
4	9:07:35.084	<b>1:00.031</b>	<b>19.446</b>	22.518	18.067	95.053	89.477
5	9:08:35.351	<b>1:00.267</b>	19.474	22.577	18.216	94.651	88.416
6	9:09:37.538	<b>1:02.187</b>	20.337	23.649	18.201	93.857	88.532
7	9:10:37.858	<b>1:00.320</b>	19.525	22.668	18.127	94.518	88.183
8	9:11:38.382	<b>1:00.524</b>	19.588	22.860	18.076	93.857	88.884
9	9:13:17.158	<b>1:38.776</b>	26.828	40.752	31.196	49.709	27.719

<b>(85) Mark BEATY</b>							
1	9:04:39.020			24.127	18.369	95.188	88.068
2	9:05:39.874	<b>1:00.854</b>	19.646	23.048	18.160	94.651	88.767
3	9:06:40.591	<b>1:00.717</b>	19.660	22.662	18.395	95.053	88.649
4	9:07:41.281	<b>1:00.690</b>	<b>19.434</b>	22.901	18.355	94.785	88.416
5	9:08:42.685	<b>1:01.404</b>	19.851	23.425	<b>18.128</b>	94.919	89.596
6	9:09:44.110	<b>1:01.425</b>	20.039	23.057	18.329	94.919	89.957
7	9:10:44.566	<b>1:00.456</b>	19.562	<b>22.648</b>	18.246	95.868	90.686
8	9:11:45.593	<b>1:01.027</b>	20.118	22.691	18.218	<b>96.143</b>	<b>90.932</b>
9	9:13:01.524	<b>1:15.931</b>	28.701	24.888	22.342	91.427	28.532
10	9:14:53.086	<b>1:51.562</b>	1:09.536	23.557	18.469	92.947	87.153
11	9:15:55.126	<b>1:02.040</b>	20.138	23.438	18.464	93.076	87.608
12	9:16:56.248	<b>1:01.122</b>	19.645	23.006	18.471	93.595	87.722
13	9:17:56.991	<b>1:00.743</b>	19.595	22.897	18.251	93.595	88.068

<b>(17) Billy WAIT</b>							
1	9:04:51.535			25.855	20.807	82.543	73.502
2	9:06:00.851	<b>1:09.316</b>	22.958	25.628	20.730	82.139	80.272
3	9:07:05.830	<b>1:04.979</b>	21.368	24.877	18.734	91.055	87.380
4	9:08:07.113	<b>1:01.283</b>	19.762	<b>23.035</b>	18.486	<b>95.053</b>	88.299
5	9:09:07.710	<b>1:00.597</b>	<b>19.482</b>	23.048	18.067	94.651	<b>88.767</b>
6	9:10:08.899	<b>1:01.189</b>	19.950	23.304	<b>17.935</b>	94.919	88.649
7	9:11:31.539	<b>1:22.640</b>	23.095	36.368	23.177	57.259	75.914
8	9:13:00.447	<b>1:28.908</b>	24.642	34.667	29.599	53.945	28.173

<b>(33) Kieran BEATY</b>							
1	9:04:30.237			24.208	18.607	95.053	89.239
2	9:05:31.595	<b>1:01.358</b>	19.969	23.069	18.320	95.731	89.239
3	9:06:51.642	<b>1:20.047</b>	19.854	41.831	18.362	96.005	90.198
4	9:07:53.424	<b>1:01.782</b>	19.963	23.189	18.630	<b>96.836</b>	<b>90.564</b>
5	9:08:54.601	<b>1:01.177</b>	<b>19.667</b>	23.045	18.465	94.785	88.884
6	9:09:58.695	<b>1:04.094</b>	22.249	23.458	18.387	95.595	88.767
7	9:10:59.413	<b>1:00.718</b>	19.680	<b>22.906</b>	<b>18.132</b>	94.785	89.120
8	9:12:01.074	<b>1:01.661</b>	19.958	23.275	18.428	94.651	88.068
9	9:13:02.632	<b>1:01.558</b>	20.075	23.142	18.341	94.651	88.532
10	9:14:23.792	<b>1:21.160</b>	22.568	30.327	28.265	60.349	28.654

<b>(86) Jon CRITCHLOW</b>							
1	9:04:49.469			23.974	18.553	<b>96.697</b>	<b>88.649</b>
2	9:05:53.389	<b>1:03.920</b>	<b>19.878</b>	24.358	19.684	94.120	79.323
3	9:06:56.316	<b>1:02.927</b>	20.545	23.669	18.713	93.726	87.837
4	9:08:09.442	<b>1:13.126</b>	19.908	30.779	22.439	52.924	86.814
5	9:09:11.154	<b>1:01.712</b>	20.033	<b>23.288</b>	18.391	93.726	87.380
6	9:10:15.192	<b>1:04.038</b>	22.236	23.293	18.509	93.465	86.257
7	9:11:18.882	<b>1:03.690</b>	21.962	23.437	<b>18.291</b>	94.120	87.040
8	9:12:20.761	<b>1:01.879</b>	20.018	23.358	18.503	92.818	85.270
9	9:13:25.738	<b>1:04.977</b>	21.109	24.904	18.964	92.308	84.946
10	9:14:29.308	<b>1:03.570</b>	20.793	23.769	19.008	92.818	74.316
11	9:15:49.689	<b>1:20.381</b>	24.553	28.062	27.766	73.745	23.189

Clerk of the Course.

Orbits

 Sig : \_\_\_\_\_ Time : \_\_\_\_\_  
 Chief Timekeeper : Ian Sharp (SMART Timing)

 Results available at [www.smart-timing.co.uk](http://www.smart-timing.co.uk) and [www.speedhive.com](http://www.speedhive.com)




# Qualifying Results



Bulletin No. \_\_\_\_\_

## SMRC Super Touring Car Festival

Sorted on best lap time

HSCC Super Touring Car Championship

Knockhill 1.267 miles

Warm Up

05/08/2018 09:20

Practice (15:00 Time) started at 9:21:45

Pos	No.	Name	Make/Model	CC	Class Code	Laps	Best Tm	Diff	Best Speed	2nd Best
1	23	Conrad MURRAY	Ford Focus	2000		7	57.192		79.746	57.526
2	44	Scott TOLLAN	Ford Focus	2000		6	57.651	0.459	79.111	58.799
3	4	Allister McMILLAN	Nissan Primera	1999	ST2	6	58.155	0.963	78.426	58.382
4	27	Allan SCOTT	Mazda 323F	2000		7	59.671	2.479	76.433	59.740

Clerk of the Course.

Orbits

Sig : Time :

Chief Timekeeper : Ian Sharp (SMART Timing)

Results available at [www.smart-timing.co.uk](http://www.smart-timing.co.uk) and [www.speedhive.com](http://www.speedhive.com)

Printed: 05/08/2018 09:39:52





## SMRC Super Touring Car Festival

HSCC Super Touring Car Championship

Knockhill 1.267 miles

Warm Up

05/08/2018 09:20

Practice (15:00 Time) started at 9:21:45

Lap	Time of Day	Lap Tm	S1	S2	S3	S3Spd	SFSpd	Lap	Time of Day	Lap Tm	S1	S2	S3	S3Spd	SFSpd
<b>(23) Conrad MURRAY</b>															
1	9:31:36.185			32.833	24.015	58.405	68.199								
2	9:32:44.976	<b>1:08.791</b>	26.024	24.829	17.938	98.254	98.111								
3	9:33:44.367	<b>59.391</b>	20.374	22.130	16.887	108.588	<b>104.529</b>								
4	9:34:42.047	<b>57.680</b>	<b>19.234</b>	21.650	16.796	111.290	104.204								
5	9:35:39.573	<b>57.526</b>	19.397	21.441	16.688	112.408	103.721								
6	9:36:36.765	<b>57.192</b>	19.282	<b>21.356</b>	<b>16.554</b>	<b>112.786</b>	103.721								
7	9:38:06.826	<b>1:30.061</b>	22.931	38.116	29.014	45.343	60.132								
<b>(44) Scott TOLLAN</b>															
1	9:31:51.644			30.521	21.372	74.316	77.671								
2	9:33:01.297	<b>1:09.653</b>	23.671	26.428	19.554	85.054	99.272								
3	9:34:01.975	<b>1:00.678</b>	20.377	22.618	17.683	105.020	<b>99.714</b>								
4	9:35:02.062	<b>1:00.087</b>	19.706	22.485	17.896	99.566	98.254								
5	9:36:00.861	<b>58.799</b>	19.191	21.729	17.879	<b>107.890</b>	98.543								
6	9:36:58.512	<b>57.651</b>	<b>18.943</b>	<b>21.546</b>	<b>17.162</b>	106.520	98.543								
<b>(4) Allister McMILLAN</b>															
1	9:32:05.699				19.340	91.677	94.518								
2	9:33:04.322	<b>58.623</b>			17.336	102.142	95.459								
3	9:34:02.477	<b>58.155</b>			17.331	103.242	95.868								
4	9:35:00.859	<b>58.382</b>			<b>17.138</b>	103.084	<b>96.143</b>								
5	9:36:00.026	<b>59.167</b>			18.868	<b>104.043</b>	79.985								
6	9:37:12.288	<b>1:12.262</b>			24.641	81.739	31.684								
<b>(27) Allan SCOTT</b>															
1	9:31:13.836			26.078	18.754	92.181	91.677								
2	9:32:14.660	<b>1:00.824</b>	20.126	23.229	17.469	101.678	96.005								
3	9:33:15.267	<b>1:00.607</b>	19.434	23.562	17.611	103.561	95.731								
4	9:34:17.707	<b>1:02.440</b>	19.943	25.205	17.292	<b>104.529</b>	95.323								
5	9:35:17.378	<b>59.671</b>	19.510	<b>22.969</b>	<b>17.192</b>	104.529	96.143								
6	9:36:17.118	<b>59.740</b>	19.382	23.044	17.314	104.529	<b>96.419</b>								
7	9:37:16.872	<b>59.754</b>	<b>19.229</b>	23.002	17.523	103.882	94.651								

Clerk of the Course.

Sig : Time :

Chief Timekeeper : Ian Sharp (SMART Timing)

Results available at [www.smart-timing.co.uk](http://www.smart-timing.co.uk) and [www.speedhive.com](http://www.speedhive.com)

Printed: 05/08/2018 09:40:43

Orbits





# Race Results



Bulletin No. \_\_\_\_\_

## SMRC Super Touring Car Festival

Sorted on Laps

SMTC Fiesta and Hot Hatch / BMW Championship

Knockhill 1.267 miles

Race 6 - 2nd Race

05/08/2018 09:45

Race (12 Laps) started at 9:47:09

Pos	No.	Name	Make/Model	CC	Class Code	Laps	Total Tm	Diff	Best Tm	In Lap	2nd Best
1	1	Wayne MacCAULAY	Ford Fiesta ST	2000	ST	12	12:27.106		1:01.156	2	1:01.513
2	85	Blair MURDOCH	Ford Fiesta ST	2000	ST	12	12:30.339	3.233	1:01.526	2	1:01.859
3	37	Russell MORGAN	Ford Fiesta ST	2000	ST	12	12:41.085	13.979	1:02.310	3	1:02.382
4	54	Nicholas FORSYTH	Ford Fiesta ST	2000	ST	12	12:44.200	17.094	1:02.660	6	1:02.793
5	5	Lorn MURRAY	Ford Fiesta ST	2000	ST	12	12:44.679	17.573	1:02.567	6	1:02.768
6	19	Aiden WARD	Ford Fiesta ST	2000	ST	12	12:45.893	18.787	1:02.578	3	1:02.680
7	3	Stewart SCOTT	Ford Fiesta ST	2000	ST	12	12:48.318	21.212	1:02.439	3	1:02.475
Not classified											
DNF	33	Ryan STIRLING	Ford Fiesta ST	2000	Guest	3	3:30.778	DNF	1:08.299	2	1:09.118

Margin of Victory	Avg. Speed	Best Lap Tm	Best Speed	Best Lap by
3.233	73.256	1:01.156	74.577	1 - Wayne MacCAULAY

Clerk of the Course.

Orbits

Sig : Time :  
Chief Timekeeper : Ian Sharp (SMART Timing)

Results available at [www.smart-timing.co.uk](http://www.smart-timing.co.uk) and [www.speedhive.com](http://www.speedhive.com)

Printed: 05/08/2018 10:03:28





## SMRC Super Touring Car Festival



SMTC Fiesta and Hot Hatch / BMW Championship

Knockhill 1.267 miles

Race 6 - 2nd Race

05/08/2018 09:45

Race (12 Laps) started at 9:47:09

Lap	Time of Day	Lap Tm	S1	S2	S3	S3Spd	SFSpd	Lap	Time of Day	Lap Tm	S1	S2	S3	S3Spd	SFSpd
(1) Wayne MacCAULAY								3	9:50:25.730	<b>1:02.578</b>	20.252	23.422	<b>18.904</b>	90.320	80.755
1	9:48:16.187			23.399	18.758	89.836	80.755	4	9:51:28.849	<b>1:03.119</b>	20.551	23.555	19.013	90.932	79.890
2	9:49:17.343	<b>1:01.156</b>	19.832	22.857	<b>18.467</b>	<b>90.077</b>	<b>81.639</b>	5	9:52:32.215	<b>1:03.366</b>	20.585	23.747	19.034	89.002	80.081
3	9:50:19.065	<b>1:01.722</b>	19.842	<b>22.794</b>	19.086	90.077	79.043	6	9:53:34.895	<b>1:02.680</b>	20.448	<b>23.304</b>	18.928	89.957	79.795
4	9:51:20.904	<b>1:01.839</b>	19.956	23.159	18.724	89.836	80.950	7	9:54:37.910	<b>1:03.015</b>	20.376	23.692	18.947	89.596	80.272
5	9:52:22.417	<b>1:01.513</b>	19.862	23.019	18.632	89.716	80.950	8	9:55:40.870	<b>1:02.960</b>	20.397	23.556	19.007	89.358	79.606
6	9:53:24.021	<b>1:01.604</b>	19.906	22.992	18.706	89.836	81.244	9	9:56:43.999	<b>1:03.129</b>	20.454	23.668	19.007	90.077	80.176
7	9:54:25.685	<b>1:01.664</b>	19.859	23.052	18.753	89.596	80.658	10	9:57:48.371	<b>1:04.372</b>	21.528	23.801	19.043	88.767	79.043
8	9:55:27.362	<b>1:01.677</b>	<b>19.747</b>	23.039	18.891	89.716	80.755	11	9:58:52.377	<b>1:04.006</b>	20.290	23.462	20.254	89.477	75.742
9	9:56:29.354	<b>1:01.992</b>	19.854	23.264	18.874	89.120	80.368	12	9:59:55.624	<b>1:03.247</b>	20.631	23.568	19.048	88.649	80.081
10	9:57:31.363	<b>1:02.009</b>	19.881	23.203	18.925	88.767	80.176	(3) Stewart SCOTT							
11	9:58:33.975	<b>1:02.612</b>	20.066	23.334	19.212	88.649	79.417	1	9:48:17.907			24.216	19.179	89.239	80.176
12	9:59:36.837	<b>1:02.862</b>	20.167	23.240	19.455	88.884	78.123	2	9:49:20.690	<b>1:02.783</b>	20.337	23.565	18.881	89.120	80.272
(85) Blair MURDOCH								3	9:50:23.129	<b>1:02.439</b>	20.249	23.404	18.786	<b>89.596</b>	80.272
1	9:48:16.565			23.575	18.886	<b>91.552</b>	<b>82.442</b>	4	9:51:26.257	<b>1:03.128</b>	20.121	23.711	19.296	87.837	<b>81.048</b>
2	9:49:18.091	<b>1:01.526</b>	19.959	23.055	<b>18.512</b>	91.303	82.139	5	9:52:39.047	<b>1:12.790</b>	27.982	25.860	18.948	88.649	80.368
3	9:50:20.459	<b>1:02.368</b>	19.948	23.545	18.875	90.198	80.853	6	9:53:41.707	<b>1:02.660</b>	20.065	23.484	19.111	89.596	80.368
4	9:51:22.429	<b>1:01.970</b>	20.098	<b>22.970</b>	18.902	90.320	80.368	7	9:54:44.568	<b>1:02.861</b>	20.407	23.701	<b>18.753</b>	89.002	81.048
5	9:52:24.356	<b>1:01.927</b>	<b>19.912</b>	23.038	18.977	90.686	81.146	8	9:55:47.221	<b>1:02.653</b>	20.157	23.623	18.873	89.002	80.755
6	9:53:26.215	<b>1:01.859</b>	20.062	23.132	18.665	91.179	81.343	9	9:56:49.696	<b>1:02.475</b>	20.033	<b>23.390</b>	19.052	88.649	80.755
7	9:54:28.716	<b>1:02.501</b>	20.304	23.420	18.777	89.477	81.048	10	9:57:52.186	<b>1:02.490</b>	<b>19.927</b>	23.654	18.909	88.532	79.511
8	9:55:31.132	<b>1:02.416</b>	20.112	23.214	19.090	89.477	80.176	11	9:58:55.148	<b>1:02.962</b>	20.508	23.607	18.847	88.649	80.176
9	9:56:33.252	<b>1:02.120</b>	20.060	23.238	18.822	89.358	80.950	12	9:59:58.049	<b>1:02.901</b>	20.213	23.764	18.924	88.299	80.272
10	9:57:35.379	<b>1:02.127</b>	20.164	23.071	18.892	88.416	80.658	(33) Ryan STIRLING							
11	9:58:37.748	<b>1:02.369</b>	20.128	23.322	18.919	89.120	80.755	1	9:48:23.092						
12	9:59:40.070	<b>1:02.322</b>	20.233	23.218	18.871	89.477	81.441	2	9:49:31.391	<b>1:08.299</b>					
(37) Russell MORGAN								3	9:50:40.509	<b>1:09.118</b>					
1	9:48:18.124			24.429	<b>18.819</b>	88.884	<b>81.048</b>	(54) Nicholas FORSYTH							
2	9:49:21.548	<b>1:03.424</b>	20.510	24.042	18.872	87.837	80.176	1	9:48:18.577			24.191	19.058	88.884	81.540
3	9:50:23.858	<b>1:02.310</b>	<b>20.051</b>	23.384	18.875	89.239	80.176	2	9:49:21.816	<b>1:03.239</b>	20.720	23.548	18.971	89.120	81.739
4	9:51:26.240	<b>1:02.382</b>	20.241	<b>23.113</b>	19.028	<b>90.320</b>	78.032	3	9:50:24.860	<b>1:03.044</b>	20.572	<b>23.352</b>	19.120	89.596	79.511
5	9:52:29.620	<b>1:03.380</b>	20.850	23.646	18.884	88.532	79.890	4	9:51:27.751	<b>1:02.891</b>	20.640	23.546	<b>18.705</b>	89.358	81.739
6	9:53:32.659	<b>1:03.039</b>	20.600	23.535	18.904	88.649	79.795	5	9:52:30.624	<b>1:02.873</b>	20.572	23.589	18.712	90.077	81.739
7	9:54:35.552	<b>1:02.893</b>	20.528	23.426	18.939	88.532	79.795	6	9:53:33.284	<b>1:02.660</b>	20.523	23.367	18.770	90.198	<b>81.938</b>
8	9:55:38.245	<b>1:02.693</b>	20.322	23.477	18.894	88.299	79.230	7	9:54:36.077	<b>1:02.793</b>	<b>20.463</b>	23.560	18.770	<b>90.320</b>	81.739
9	9:56:41.227	<b>1:02.982</b>	20.334	23.594	19.054	87.608	79.890	8	9:55:39.818	<b>1:03.741</b>	20.985	23.857	18.899	89.120	81.343
10	9:57:44.589	<b>1:03.362</b>	20.626	23.902	18.834	88.416	79.417	9	9:56:43.567	<b>1:03.749</b>	20.789	23.730	19.230	88.649	80.658
11	9:58:47.615	<b>1:03.026</b>	20.463	23.632	18.931	87.952	79.511	10	9:57:46.599	<b>1:03.032</b>	20.778	23.435	18.819	89.120	81.540
12	9:59:50.816	<b>1:03.201</b>	20.526	23.604	19.071	87.952	79.230	11	9:58:50.246	<b>1:03.647</b>	20.576	24.132	18.939	86.590	79.890
(5) Lorn MURRAY								12	9:59:53.931	<b>1:03.685</b>	20.688	24.121	18.876	87.722	80.853
1	9:48:19.254			24.102	19.125	89.239	80.368	(19) Aiden WARD							
2	9:49:22.459	<b>1:03.205</b>	20.376	23.682	19.147	88.884	79.606	1	9:48:20.239			24.621	19.304	89.477	<b>81.739</b>
3	9:50:25.244	<b>1:02.785</b>	20.336	23.362	19.087	90.564	80.081	2	9:49:23.152	<b>1:02.913</b>	<b>20.237</b>	23.510	19.166	<b>90.932</b>	81.244
4	9:51:28.282	<b>1:03.038</b>	20.640	23.556	<b>18.842</b>	<b>90.686</b>	80.081	Clerk of the Course.							
5	9:52:31.357	<b>1:03.075</b>	20.411	23.742	18.922	90.077	80.081	Sig :							
6	9:53:33.924	<b>1:02.567</b>	20.336	<b>23.319</b>	18.912	89.239	80.176	Time :							
7	9:54:36.692	<b>1:02.768</b>	<b>20.242</b>	23.542	18.984	89.836	80.081	Chief Timekeeper : Ian Sharp (SMART Timing)							
8	9:55:40.326	<b>1:03.634</b>	20.541	24.034	19.059	88.649	79.985	Results available at <a href="http://www.smart-timing.co.uk">www.smart-timing.co.uk</a> and <a href="http://www.speedhive.com">www.speedhive.com</a>							
9	9:56:43.740	<b>1:03.414</b>	20.537	23.779	19.098	89.477	<b>80.658</b>	Printed: 05/08/2018 10:04:14							
10	9:57:47.301	<b>1:03.561</b>	21.228	23.347	18.986	89.358	80.561	Orbits							
11	9:58:50.627	<b>1:03.326</b>	20.276	24.029	19.021	87.153	80.561	 							
12	9:59:54.410	<b>1:03.783</b>	20.617	24.041	19.125	86.257	79.323								



## SMRC Super Touring Car Festival

Lapchart

SMTC Fiesta and Hot Hatch / BMW Championship

Knockhill 1.267 miles

Race 6 - 2nd Race

05/08/2018 09:45

Race (12 Laps) started at 9:47:09

Competitors	Laps											
	1	2	3	4	5	6	7	8	9	10	11	12
Wayne MacCAULAY (1)	1	1	1	1	1	1	1	1	1	1	1	1
Blair MURDOCH (85)	2	85	85	85	85	85	85	85	85	85	85	85
Stewart SCOTT (3)	3	3	3	37	37	37	37	37	37	37	37	37
Russell MORGAN (37)	4	37	37	37	3	54	54	54	54	54	54	54
Nicholas FORSYTH (54)	5	54	54	54	54	5	5	5	5	5	5	5
Lorn MURRAY (5)	6	5	5	5	5	19	19	19	19	19	19	19
Aiden WARD (19)	7	19	19	19	19	3	3	3	3	3	3	3
Ryan STIRLING (33)	8	33	33	33								

Margin of Victory	Avg. Speed	Best Lap Tm	Best Speed	Best Lap by
3.233	73.256	1:01.156	74.577	1 - Wayne MacCAULAY

Clerk of the Course.

Orbits

Sig : Time :  
 Chief Timekeeper : Ian Sharp (SMART Timing)

Results available at [www.smart-timing.co.uk](http://www.smart-timing.co.uk) and [www.speedhive.com](http://www.speedhive.com)

Printed: 05/08/2018 10:04:41





## SMRC Super Touring Car Festival


SMTC Fiesta and Hot Hatch / BMW Championship

Knockhill 1.267 miles

Race 14 - 3rd Race

05/08/2018 13:50

Race (12 Laps)



POLE POSITION

<b>2</b> 85 Blair MURDOCH
<b>4</b> 54 Nicholas FORSYTH
<b>6</b> 19 Aiden WARD
<b>8</b> 33 Ryan STIRLING

<b>1</b> 1 Wayne MacCAULAY
<b>3</b> 37 Russell MORGAN
<b>5</b> 5 Lorn MURRAY
<b>7</b> 3 Stewart SCOTT

**1**  
**2**  
**3**  
**4**

Clerk of the Course.

Sig :                      Time :

Chief Timekeeper : Ian Sharp (SMART Timing)

Results available at [www.smart-timing.co.uk](http://www.smart-timing.co.uk) and [www.speedhive.com](http://www.speedhive.com)

Orbits





# Race Results



Bulletin No. \_\_\_\_\_

## SMRC Super Touring Car Festival

Sorted on Laps

Scottish Classic Sports & Saloon Championship

Knockhill 1.267 miles

Race 7 - 2nd Race

05/08/2018 10:10

Race (12 Laps) started at 10:08:45

Pos	No.	Name	Make/Model	CC	Class Code	Laps	Total Tm	Diff	Best Tm	In Lap	2nd Best
1	77	Tommy GILMARTIN	Morgan +8	3900	CE	12	11:45.088		56.864	3	57.536
2	49	Raymond BOYD	Porsche 911	2998	CE	12	11:52.044	6.956	58.080	5	58.227
3	57	Bruce MITCHELL	Lotus Europa TC	1760	CB	12	12:08.745	23.657	59.524	12	1:00.047
4	21	Jimmy CROW	Ford Escort	2000	CB	12	12:39.767	54.679	1:01.433	4	1:01.737
5	35	Ian BLACKLIN	Ford Capri	3000	CD	12	12:40.266	55.178	1:02.087	12	1:02.308
6	27	Mario FERRARI	Alfa Sprint Trofeo	1498	CA	11	11:50.184	1 Lap	1:02.983	4	1:03.178
7	51	Patrick JACK	MGB GT V8	3946	Guest	11	11:57.636	1 Lap	1:02.753	8	1:02.806
8	10	Andy WALKER	Mallock Type R	1600	CG	11	12:00.393	1 Lap	1:03.014	4	1:03.639
9	68	Roderick JACK	Lotus Elan	1558	Guest	11	12:02.081	1 Lap	1:03.196	4	1:03.499
10	5	Michael LONGSTAFFE	MG Midget	1380	CA	11	12:10.114	1 Lap	1:03.722	6	1:04.472
11	20	William CONWAY	Mini Clubman GT	1380	CA	11	12:13.083	1 Lap	1:02.943	6	1:03.196
12	33	Martin RAMSAY	Ford Fiesta XR2	1600	XR	11	12:13.924	1 Lap	1:04.319	6	1:04.963
13	66	Duncan O'NEILL	Ford Fiesta XR2	1600	XR	11	12:20.153	1 Lap	1:05.229	6	1:05.583
<b>Not classified</b>											
DNF	78	Andrew GRAHAM	Triumph TR8	3900	CE	7	6:59.987	DNF	58.485	5	58.528
DNF	1	Alastair BAPTIE	Fiat X1/9	1498	CA	7	7:37.084	DNF	1:01.422	4	1:01.742
DNF	43	Neil MacKAY	Austin Mini	1300	Guest	6	8:13.372	DNF	1:16.699	5	1:18.709
DNS	91	Craig HOUSTON	Lotus Excel	2000	CB			DNS		0	
DNS	17	Charlie COPE	VW Golf Gti	1800	CB			DNS		0	

### Announcements

- New Track Record (56.864) for SMRC Classic S/S (E) by Tommy GILMARTIN.
- New Track Record (1:03.014) for SMRC Classic S/S (G) by Andy WALKER.
- New Track Record (1:04.319) for SMRC Ford Fiesta by Martin RAMSAY.

Margin of Victory	Avg. Speed	Best Lap Tm	Best Speed	Best Lap by
6.956	77.622	56.864	80.206	77 - Tommy GILMARTIN

Clerk of the Course.

Orbits

Sig : Time :  
 Chief Timekeeper : Ian Sharp (SMART Timing)  
 Results available at [www.smart-timing.co.uk](http://www.smart-timing.co.uk) and [www.speedhive.com](http://www.speedhive.com)





SMRC Super Touring Car Festival

Scottish Classic Sports & Saloon Championship

Knockhill 1.267 miles

Race 7 - 2nd Race

05/08/2018 10:10

Race (12 Laps) started at 10:08:45

Table with 17 columns: Lap, Time of Day, Lap Tm, S1, S2, S3, S3Spd, SFSpd. Multiple rows for drivers: (77) Tommy GILMARTIN, (49) Raymond BOYD, (57) Bruce MITCHELL, (21) Jimmy CROW, (68) Roderick JACK, (5) Michael LONGSTAFFE, (20) William CONWAY, (27) Mario FERRARI.

Clerk of the Course.

Orbits

Sig : Time : Chief Timekeeper : Ian Sharp (SMART Timing) Results available at www.smart-timing.co.uk and www.speedhive.com







## SMRC Super Touring Car Festival

Scottish Classic Sports & Saloon Championship

Knockhill 1.267 miles

Race 7 - 2nd Race

05/08/2018 10:10

Race (12 Laps) started at 10:08:45

Lap	Time of Day	Lap Tm	S1	S2	S3	S3Spd	SFSpd	Lap	Time of Day	Lap Tm	S1	S2	S3	S3Spd	SFSpd
<b>(33) Martin RAMSAY</b>															
1	10:10:00.987			26.515	20.603	81.739	75.572								
2	10:11:09.280	<b>1:08.293</b>	22.714	25.600	19.979	83.157	76.000								
3	10:12:16.385	<b>1:07.105</b>	21.524	25.650	19.931	81.441	<b>76.519</b>								
4	10:13:21.348	<b>1:04.963</b>	21.062	24.266	19.635	<b>85.162</b>	76.432								
5	10:14:27.049	<b>1:05.701</b>	21.090	24.834	19.777	83.363	76.000								
6	10:15:31.368	<b>1:04.319</b>	<b>20.824</b>	<b>23.923</b>	<b>19.572</b>	84.095	76.000								
7	10:16:38.153	<b>1:06.785</b>	21.231	25.763	19.791	82.747	75.572								
8	10:17:43.556	<b>1:05.403</b>	21.142	24.437	19.824	82.240	75.148								
9	10:18:48.770	<b>1:05.214</b>	21.141	24.295	19.778	83.054	75.148								
10	10:19:54.020	<b>1:05.250</b>	20.948	24.105	20.197	83.467	75.233								
11	10:20:59.733	<b>1:05.713</b>	21.553	24.163	19.997	83.054	74.152								
<b>(66) Duncan O'NEILL</b>															
1	10:10:01.152			26.329	20.588	81.639	<b>76.000</b>								
2	10:11:10.435	<b>1:09.283</b>	22.873	25.791	20.619	83.989	75.742								
3	10:12:16.934	<b>1:06.499</b>	21.651	24.752	20.096	<b>84.839</b>	75.742								
4	10:13:22.517	<b>1:05.583</b>	21.154	24.478	19.951	84.412	74.813								
5	10:14:28.111	<b>1:05.594</b>	21.081	24.723	19.790	83.675	75.487								
6	10:15:33.340	<b>1:05.229</b>	<b>20.898</b>	<b>24.283</b>	20.048	83.467	74.399								
7	10:16:42.185	<b>1:08.845</b>	21.415	27.218	20.212	82.039	74.399								
8	10:17:48.091	<b>1:05.906</b>	21.109	24.650	20.147	81.540	74.316								
9	10:18:54.436	<b>1:06.345</b>	21.333	25.229	<b>19.783</b>	82.543	74.813								
10	10:20:00.175	<b>1:05.739</b>	21.290	24.559	19.890	82.645	74.897								
11	10:21:05.962	<b>1:05.787</b>	21.170	24.504	20.113	82.240	74.564								
<b>(78) Andrew GRAHAM</b>															
1	10:09:49.412				17.093	108.238	101.371								
2	10:10:47.940	<b>58.528</b>			17.058	<b>110.193</b>	99.566								
3	10:11:46.954	<b>59.014</b>			17.253	107.717	101.066								
4	10:12:45.708	<b>58.754</b>			17.244	109.653	<b>101.832</b>								
5	10:13:44.193	<b>58.485</b>			<b>17.041</b>	110.193	101.832								
6	10:14:43.220	<b>59.027</b>			17.324	109.653	98.398								
7	10:15:45.796	<b>1:02.576</b>			20.885	109.474	26.535								
<b>(1) Alastair BAPTIE</b>															
1	10:09:53.978			23.506	18.899	90.932	83.054								
2	10:10:55.743	<b>1:01.765</b>	19.911	<b>23.182</b>	18.672	90.442	83.780								
3	10:11:57.621	<b>1:01.878</b>	20.123	23.212	18.543	91.179	84.412								
4	10:12:59.043	<b>1:01.422</b>	<b>19.613</b>	23.380	18.429	91.928	83.885								
5	10:14:00.785	<b>1:01.742</b>	19.739	23.684	<b>18.319</b>	<b>92.054</b>	85.054								
6	10:15:03.138	<b>1:02.353</b>	19.804	23.775	18.774	90.564	<b>85.706</b>								
7	10:16:22.893	<b>1:19.755</b>	20.669	31.737	27.349	56.063	35.469								
<b>(43) Neil MacKAY</b>															
1	10:10:12.575				23.811		64.713								
2	10:11:31.284	<b>1:18.709</b>			<b>22.377</b>		67.923								
3	10:12:50.076	<b>1:18.792</b>			24.093		70.565								
4	10:14:09.339	<b>1:19.263</b>			23.643	<b>75.148</b>	70.270								
5	10:15:26.038	<b>1:16.699</b>			23.111		<b>72.785</b>								
6	10:16:59.181	<b>1:33.143</b>			31.578	60.731	29.305								

Clerk of the Course.

Sig : Time :  
Chief Timekeeper : Ian Sharp (SMART Timing)

Results available at [www.smart-timing.co.uk](http://www.smart-timing.co.uk) and [www.speedhive.com](http://www.speedhive.com)

Orbits







## SMRC Super Touring Car Festival

## Lapchart

Scottish Classic Sports &amp; Saloon Championship

Knockhill 1.267 miles

Race 7 - 2nd Race

05/08/2018 10:10

Race (12 Laps) started at 10:08:45

Competitors	Laps											
	1	2	3	4	5	6	7	8	9	10	11	12
Raymond BOYD (49)	1	49	77	77	77	77	77	77	77	77	77	77
Tommy GILMARTIN (77)	2	77	49	49	49	49	49	49	49	49	49	49
Andrew GRAHAM (78)	3	78	78	78	78	78	78	57	57	57	57	57
Bruce MITCHELL (57)	4	57	57	57	57	57	57	21	21	21	21	21
Jimmy CROW (21)	5	21	21	21	21	21	21	35	35	35	35	35
Alastair BAPTIE (1)	6	1	1	1	1	1	35	27	27	27	27	27
Ian BLACKLIN (35)	7	35	35	35	35	35	27	51	51	51	51	51
Michael LONGSTAFFE (5)	8	5	27	27	27	27	1	68	68	10	10	10
Mario FERRARI (27)	9	27	5	68	68	68	68	10	10	68	68	68
Roderick JACK (68)	10	68	68	10	10	10	10	51	20	5	5	5
Martin RAMSAY (33)	11	33	10	51	51	51	51	10	5	33	33	20
Duncan O'NEILL (66)	12	66	51	5	20	20	20	20	33	20	20	33
Andy WALKER (10)	13	10	33	20	5	5	5	5	66	66	66	66
Patrick JACK (51)	14	51	20	33	33	33	33	33				
William CONWAY (20)	15	20	66	66	66	66	66	66				
Neil MacKAY (43)	16	43	43	43	43	43	43					
-	17											
-	18											

Margin of Victory	Avg. Speed	Best Lap Tm	Best Speed	Best Lap by
6.956	77.622	56.864	80.206	77 - Tommy GILMARTIN

Clerk of the Course.

Orbits

Sig : Time :  
 Chief Timekeeper : Ian Sharp (SMART Timing)  
 Results available at [www.smart-timing.co.uk](http://www.smart-timing.co.uk) and [www.speedhive.com](http://www.speedhive.com)





## SMRC Super Touring Car Festival

Scottish Classic Sports & Saloon Championship

Knockhill 1.267 miles

Race 16 - 3rd Race

05/08/2018 15:10

Race (12 Laps)



POLE POSITION

**2**  
49 Raymond BOYD

**4**  
21 Jimmy CROW

**6**  
27 Mario FERRARI

**8**  
10 Andy WALKER

**10**  
5 Michael LONGSTAFFE

**12**  
33 Martin RAMSAY

**14**  
78 Andrew GRAHAM

**16**  
43 Neil MacKAY

**18**  
17 Charlie COPE

**1**  
77 Tommy GILMARTIN

**3**  
57 Bruce MITCHELL

**5**  
35 Ian BLACKLIN

**7**  
51 Patrick JACK

**9**  
68 Roderick JACK

**11**  
20 William CONWAY

**13**  
66 Duncan O'NEILL

**15**  
1 Alastair BAPTIE

**17**  
91 Craig HOUSTON

**1**  
**2**  
**3**  
**4**  
**5**  
**6**  
**7**  
**8**  
**9**

Clerk of the Course.

Sig : Time :

Chief Timekeeper : Ian Sharp (SMART Timing)

Results available at [www.smart-timing.co.uk](http://www.smart-timing.co.uk) and [www.speedhive.com](http://www.speedhive.com)

Printed: 05/08/2018 10:24:37

Orbits



## SMRC Super Touring Car Festival

Sorted on Laps

Celtic Speed Mini Cooper Cup

Knockhill 1.267 miles

Race 8 - 1st Race

05/08/2018 10:35

Race (9 Laps) started at 10:29:59

Pos	No.	Name	Make/Model	CC	Class Code	Laps	Total Tm	Diff	Best Tm	In Lap	2nd Best
1	91	Robbie DALGLEISH	Mini Cooper	1600	SM	9	9:28.716		1:02.584	3	1:02.599
2	5	David SLEIGH	Mini Cooper	1600	SM	9	9:29.097	0.381	1:02.556	3	1:02.582
3	8	Hannah CHAPMAN	Mini Cooper	1600	SM L	9	9:32.681	3.965	1:02.508	4	1:02.636
4	24	John DUNCAN	Mini Cooper	1600	SM	9	9:33.439	4.723	1:02.808	4	1:02.853
5	77	Ashleigh MORRIS	Mini Cooper	1600	SM L	9	9:35.799	7.083	1:02.944	8	1:02.966
6	81	Douglas SIMPSON	Mini Cooper	1600	SM	9	9:38.080	9.364	1:02.821	7	1:02.916
7	7	Michael WEDDELL	Mini Cooper	1600	SMN	9	9:39.742	11.026	1:02.865	8	1:02.882
8	95	Craig BLAKE	Mini Cooper	1600	SMN	9	9:40.969	12.253	1:03.392	9	1:03.449
9	23	Ian MUNRO	Mini Cooper	1600	SM	9	9:41.240	12.524	1:03.152	9	1:03.258
10	26	William BLAKE	Mini Cooper	1600	SM	9	9:47.493	18.777	1:03.394	9	1:03.979
11	96	Taelor SHAND	Mini Cooper	1600	Guest	9	9:48.567	19.851	1:04.362	9	1:04.382
12	55	Fiona KINDNESS	Mini Cooper	1600	SM L	9	9:50.034	21.318	1:04.378	2	1:04.439
13	4	Dominic WHEATLEY	Mini Cooper	1600	SM	9	9:50.103	21.387	1:03.191	8	1:03.919
14	16	Craig DILLON	Mini Cooper	1600	SMN	9	9:50.343	21.627	1:03.966	7	1:04.086
15	21	Ross WILKINSON	Mini Cooper	1600	SMN	9	9:52.231	23.515	1:04.403	3	1:04.517
16	44	Ross McCOLM	Mini Cooper	1600	Guest	9	9:52.606	23.890	1:04.081	2	1:04.445
17	52	Simon HOLDERNESS	Mini Cooper	1600	SM	9	9:53.004	24.288	1:04.421	9	1:04.875
18	30	Gordon LONG	Mini Cooper	1600	SMN	9	9:53.654	24.938	1:03.605	6	1:04.272
19	6	Jonny DREELAN	Mini Cooper	1600	Guest	9	9:53.884	25.168	1:04.286	9	1:04.299
20	50	Andrew BELL	Mini Cooper	1600	SM	9	9:58.224	29.508	1:03.841	5	1:04.031
21	155	Mark DAWSON	Mini Cooper	1600	Guest	9	10:00.115	31.399	1:04.804	9	1:04.999

Margin of Victory	Avg. Speed	Best Lap Tm	Best Speed	Best Lap by
0.381	72.176	1:02.508	72.964	8 - Hannah CHAPMAN

Clerk of the Course.

Orbits

 Sig : Time :  
 Chief Timekeeper : Ian Sharp (SMART Timing)

 Results available at [www.smart-timing.co.uk](http://www.smart-timing.co.uk) and [www.speedhive.com](http://www.speedhive.com)

Printed: 05/08/2018 10:44:34





## SMRC Super Touring Car Festival

### Celtic Speed Mini Cooper Cup

Knockhill 1.267 miles

### Race 8 - 1st Race

05/08/2018 10:35

### Race (9 Laps) started at 10:29:59

Lap	Time of Day	Lap Tm	S1	S2	S3	S3Spd	SFSpd	Lap	Time of Day	Lap Tm	S1	S2	S3	S3Spd	SFSpd
4	10:34:25.520	<b>1:04.828</b>	20.435	24.606	19.787	83.989	73.102	1	10:31:13.808			25.439	20.045	<b>82.951</b>	75.148
5	10:35:31.020	<b>1:05.500</b>	20.865	24.313	20.322	82.139	73.826	2	10:32:19.259	<b>1:05.451</b>	21.359	24.203	19.889	82.951	75.402
6	10:36:35.429	<b>1:04.409</b>	20.974	23.944	<b>19.491</b>	83.989	75.233	3	10:33:24.977	<b>1:05.718</b>	21.516	24.444	19.758	82.951	75.233
7	10:37:39.395	<b>1:03.966</b>	<b>20.394</b>	<b>23.616</b>	19.956	83.989	74.481	4	10:34:32.551	<b>1:07.574</b>	21.006	26.599	19.969	82.341	75.742
8	10:38:43.481	<b>1:04.086</b>	20.524	23.744	19.818	83.780	74.897	5	10:35:37.701	<b>1:05.150</b>	<b>20.901</b>	24.454	19.795	80.561	<b>76.172</b>
9	10:39:49.647	<b>1:06.166</b>	21.257	24.433	20.476	80.272	73.745	6	10:36:43.183	<b>1:05.482</b>	21.101	24.566	19.815	80.950	74.070
<b>(21) Ross WILKINSON</b>								7	10:37:49.616	<b>1:06.433</b>	21.670	24.503	20.260	80.658	74.070
1	10:31:12.520			24.463	19.619	<b>86.368</b>	<b>76.086</b>	8	10:38:54.615	<b>1:04.999</b>	21.117	<b>23.998</b>	19.884	81.540	73.502
2	10:32:17.222	<b>1:04.702</b>	21.461	<b>23.678</b>	<b>19.563</b>	84.839	75.233	9	10:39:59.419	<b>1:04.804</b>	20.983	24.153	<b>19.668</b>	81.938	74.813
3	10:33:21.625	<b>1:04.403</b>	20.865	23.760	19.778	84.732	75.657	<b>(44) Ross McCOLM</b>							
4	10:34:26.596	<b>1:04.971</b>	20.743	24.608	19.620	81.938	75.487	1	10:31:11.910			24.648	19.669	84.412	75.828
5	10:35:31.759	<b>1:05.163</b>	20.991	23.900	20.272	84.732	73.745	2	10:32:15.991	<b>1:04.081</b>	21.011	<b>23.655</b>	<b>19.415</b>	<b>85.270</b>	<b>77.313</b>
6	10:36:37.371	<b>1:05.612</b>	21.317	24.564	19.731	83.363	72.236	3	10:33:21.090	<b>1:05.099</b>	21.037	24.060	20.002	84.946	75.233
7	10:37:42.220	<b>1:04.849</b>	<b>20.593</b>	24.198	20.058	85.270	74.152	4	10:34:25.535	<b>1:04.445</b>	20.787	23.993	19.665	83.989	76.086
8	10:38:46.737	<b>1:04.517</b>	21.051	23.682	19.784	83.675	75.233	5	10:35:31.052	<b>1:05.517</b>	<b>20.668</b>	24.304	20.545	84.095	73.182
9	10:39:51.535	<b>1:04.798</b>	21.052	24.097	19.649	83.675	74.813	6	10:36:36.451	<b>1:05.399</b>	21.522	24.135	19.742	84.412	74.813
<b>(52) Simon HOLDERNESS</b>								7	10:37:42.395	<b>1:05.944</b>	21.395	24.102	20.447	85.162	74.981
1	10:31:10.048			23.963	<b>19.406</b>	84.946	75.148	8	10:38:47.164	<b>1:04.769</b>	21.466	23.837	19.466	84.518	76.607
2	10:32:14.923	<b>1:04.875</b>	21.103	23.937	19.835	84.946	76.000	9	10:39:51.910	<b>1:04.746</b>	21.001	24.132	19.613	84.732	75.572
3	10:33:20.373	<b>1:05.450</b>	21.385	24.155	19.910	79.700	<b>77.135</b>	<b>(30) Gordon LONG</b>							
4	10:34:25.863	<b>1:05.490</b>	<b>20.565</b>	25.055	19.870	81.540	76.607	1	10:31:14.283			25.295	19.867	<b>85.596</b>	<b>77.047</b>
5	10:35:31.250	<b>1:05.387</b>	21.514	<b>23.848</b>	20.025	<b>85.054</b>	75.742	2	10:32:19.778	<b>1:05.495</b>	21.974	23.826	19.695	85.487	76.519
6	10:36:36.528	<b>1:05.278</b>	21.684	24.016	19.578	84.839	75.914	3	10:33:26.395	<b>1:06.617</b>	21.727	24.294	20.596	84.946	74.481
7	10:37:42.886	<b>1:06.358</b>			19.709	84.518	76.000	4	10:34:31.054	<b>1:04.659</b>	20.785	24.009	19.865	84.306	75.487
8	10:38:47.887	<b>1:05.001</b>		24.210	19.662	83.675	76.694	5	10:35:35.660	<b>1:04.606</b>	20.872	23.957	19.777	84.625	76.086
9	10:39:52.308	<b>1:04.421</b>	20.607	24.166	19.648	83.780	76.259	6	10:36:39.265	<b>1:03.605</b>	<b>20.444</b>	<b>23.709</b>	<b>19.452</b>	83.885	75.828
<b>(6) Jonny DREELAN</b>								7	10:37:43.537	<b>1:04.272</b>	20.731	23.897	19.644	84.732	76.345
1	10:31:13.969			25.415	19.850	84.839	76.694	8	10:38:48.370	<b>1:04.833</b>	21.095	24.043	19.695	83.885	76.607
2	10:32:19.586	<b>1:05.617</b>	21.945	23.904	19.768	<b>84.946</b>	76.172	9	10:39:52.958	<b>1:04.588</b>	20.729	23.896	19.963	84.839	75.828
3	10:33:25.758	<b>1:06.172</b>	21.605	24.379	20.188	84.306	76.259	<b>(50) Andrew BELL</b>							
4	10:34:30.542	<b>1:04.784</b>	20.861	24.143	19.780	83.363	75.657	1	10:31:12.534			24.959	19.877	<b>85.379</b>	74.897
5	10:35:35.876	<b>1:05.334</b>	21.068	24.102	20.164	83.675	74.813	2	10:32:27.213	<b>1:14.679</b>	31.061	24.000	19.618	83.675	75.828
6	10:36:40.175	<b>1:04.299</b>	20.832	23.931	<b>19.536</b>	83.467	<b>76.958</b>	3	10:33:31.389	<b>1:04.176</b>	20.819	23.863	19.494	84.306	75.402
7	10:37:44.507	<b>1:04.332</b>	<b>20.617</b>	24.059	19.656	83.989	76.519	4	10:34:35.610	<b>1:04.221</b>	20.767	23.956	19.498	84.518	74.981
8	10:38:48.902	<b>1:04.395</b>	20.796	23.933	19.666	84.306	76.259	5	10:35:39.451	<b>1:03.841</b>	20.694	23.678	<b>19.469</b>	84.412	75.914
9	10:39:53.188	<b>1:04.286</b>	20.832	<b>23.790</b>	19.664	84.625	75.233	6	10:36:43.643	<b>1:04.192</b>	20.743	23.764	19.685	84.946	<b>76.172</b>
<b>(155) Mark DAWSON</b>								7	10:37:49.292	<b>1:05.649</b>	21.613	24.242	19.794	84.306	74.481
1	10:31:12.534			24.959	19.877	<b>85.379</b>	74.897	8	10:38:53.497	<b>1:04.205</b>	20.928	<b>23.612</b>	19.665	84.095	74.647
2	10:32:27.213	<b>1:14.679</b>	31.061	24.000	19.618	83.675	75.828	9	10:39:57.528	<b>1:04.031</b>	<b>20.614</b>	23.899	19.518	84.306	76.000
3	10:33:31.389	<b>1:04.176</b>	20.819	23.863	19.494	84.306	75.402	<b>(155) Mark DAWSON</b>							
4	10:34:35.610	<b>1:04.221</b>	20.767	23.956	19.498	84.518	74.981	<b>Clerk of the Course.</b>							
5	10:35:39.451	<b>1:03.841</b>	20.694	23.678	<b>19.469</b>	84.412	75.914	<b>Sig :</b>							
6	10:36:43.643	<b>1:04.192</b>	20.743	23.764	19.685	84.946	<b>76.172</b>	<b>Time :</b>							
7	10:37:49.292	<b>1:05.649</b>	21.613	24.242	19.794	84.306	74.481	<b>Chief Timekeeper : Ian Sharp (SMART Timing)</b>							
8	10:38:53.497	<b>1:04.205</b>	20.928	<b>23.612</b>	19.665	84.095	74.647	<b>Results available at <a href="http://www.smart-timing.co.uk">www.smart-timing.co.uk</a> and <a href="http://www.speedhive.com">www.speedhive.com</a></b>							
9	10:39:57.528	<b>1:04.031</b>	<b>20.614</b>	23.899	19.518	84.306	76.000	<b>Printed: 05/08/2018 10:44:59</b>							

Clerk of the Course.

Sig : \_\_\_\_\_ Time : \_\_\_\_\_  
 Chief Timekeeper : Ian Sharp (SMART Timing)  
 Results available at [www.smart-timing.co.uk](http://www.smart-timing.co.uk) and [www.speedhive.com](http://www.speedhive.com)

Orbits



## SMRC Super Touring Car Festival

## Lapchart

Celtic Speed Mini Cooper Cup

Knockhill 1.267 miles

Race 8 - 1st Race

05/08/2018 10:35

Race (9 Laps) started at 10:29:59

Competitors	Laps								
	1	2	3	4	5	6	7	8	9
Robbie DALGLEISH (91)	1	91	91	91	91	91	91	91	91
David SLEIGH (5)	2	5	5	5	5	5	5	5	5
John DUNCAN (24)	3	24	24	24	24	8	24	24	8
Hannah CHAPMAN (8)	4	8	8	8	8	24	8	8	24
Ian MUNRO (23)	5	23	95	77	77	77	77	77	77
Michael WEDDELL (7)	6	7	81	95	95	95	81	81	81
Douglas SIMPSON (81)	7	81	77	81	81	81	95	7	7
Craig BLAKE (95)	8	95	7	23	7	7	7	95	95
Ashleigh MORRIS (77)	9	77	23	7	23	23	23	23	23
Taelor SHAND (96)	10	96	4	96	96	96	96	55	26
Dominic WHEATLEY (4)	11	4	96	4	55	55	55	96	16
Simon HOLDERNESS (52)	12	52	52	55	16	26	26	26	96
Craig DILLON (16)	13	16	55	52	44	16	16	16	4
Fiona KINDNESS (55)	14	55	16	16	26	44	44	4	55
William BLAKE (26)	15	26	26	26	52	52	52	21	21
Ross McCOLM (44)	16	44	44	44	4	21	4	44	44
Ross WILKINSON (21)	17	21	21	21	21	4	21	52	52
Andrew BELL (50)	18	50	155	155	6	30	30	30	30
Mark DAWSON (155)	19	155	6	6	30	6	6	6	6
Jonny DREELAN (6)	20	6	30	30	155	155	155	50	50
Gordon LONG (30)	21	30	50	50	50	50	155	155	155

Margin of Victory	Avg. Speed	Best Lap Tm	Best Speed	Best Lap by
0.381	72.176	1:02.508	72.964	8 - Hannah CHAPMAN

Clerk of the Course.

Orbits

Sig : Time :  
 Chief Timekeeper : Ian Sharp (SMART Timing)  
 Results available at [www.smart-timing.co.uk](http://www.smart-timing.co.uk) and [www.speedhive.com](http://www.speedhive.com)





## SMRC Super Touring Car Festival


Celtic Speed Mini Cooper Cup

Knockhill 1.267 miles

Race 12 - 2nd Race - AMENDED GRID

05/08/2018 13:00

Race (9 Laps)



AMENDED GRID - 2 Place Grid penalty - Car No.16

POLE POSITION

<b>2</b> 5 David SLEIGH	<b>1</b> 91 Robbie DALGLEISH	<b>1</b>
<b>4</b> 24 John DUNCAN	<b>3</b> 8 Hannah CHAPMAN	<b>2</b>
<b>6</b> 81 Douglas SIMPSON	<b>5</b> 77 Ashleigh MORRIS	<b>3</b>
<b>8</b> 95 Craig BLAKE	<b>7</b> 7 Michael WEDDELL	<b>4</b>
<b>10</b> 26 William BLAKE	<b>9</b> 23 Ian MUNRO	<b>5</b>
<b>12</b> 55 Fiona KINDNESS	<b>11</b> 96 Taelor SHAND	<b>6</b>
<b>14</b> 21 Ross WILKINSON	<b>13</b> 4 Dominic WHEATLEY	<b>7</b>
<b>16</b> 16 Craig DILLON	<b>15</b> 44 Ross McCOLM	<b>8</b>
<b>18</b> 30 Gordon LONG	<b>17</b> 52 Simon HOLDERNESS	<b>9</b>
<b>20</b> 50 Andrew BELL	<b>19</b> 6 Jonny DREELAN	<b>10</b>

Clerk of the Course.

Orbits

Sig : Time :

Chief Timekeeper : Ian Sharp (SMART Timing)

Results available at [www.smart-timing.co.uk](http://www.smart-timing.co.uk) and [www.speedhive.com](http://www.speedhive.com)





**SMRC Super Touring Car Festival**

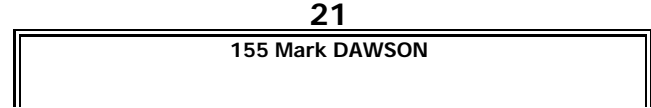

Celtic Speed Mini Cooper Cup

Knockhill 1.267 miles

Race 12 - 2nd Race - AMENDED GRID

05/08/2018 13:00

Race (9 Laps)



11

Clerk of the Course.

Sig :                      Time :

Chief Timekeeper : Ian Sharp (SMART Timing)

Results available at [www.smart-timing.co.uk](http://www.smart-timing.co.uk) and [www.speedhive.com](http://www.speedhive.com)

Printed: 05/08/2018 11:43:18

Orbits





# Race Results



Bulletin No. \_\_\_\_\_

## SMRC Super Touring Car Festival

Sorted on Laps

Scottish Legends Championship

Knockhill 1.267 miles

Race 9 - Heat 1

05/08/2018 11:00

Race (8 Laps) started at 10:50:56

Pos	No.	Name	Make/Model	CC	Class Code	Laps	Total Tm	Diff	Best Tm	In Lap	2nd Best
1	37	Ivor GREENWOOD	Ford Coupe	1250	L	8	8:00.865		59.031	2	59.037
2	1	John PATERSON	Ford Coupe	1250	L	8	8:01.462	0.597	59.079	4	59.187
3	6	David HUNTER	Ford Coupe	1250	L	8	8:04.053	3.188	59.284	8	59.560
4	22	Ben MASON	Chevy Sedan	1250	L	8	8:04.248	3.383	59.368	8	59.497
5	8	Jordan HODGSON	Ford Coupe	1250	L	8	8:04.318	3.453	58.891	8	59.291
6	5	Michael PAXTON	Ford Coupe	1250	L	8	8:05.399	4.534	59.562	7	59.708
7	52	Stewart BLACK	Ford Coupe	1250	L	8	8:05.585	4.720	59.010	2	59.255
8	60	David NEWALL	Ford Coupe	1250	L	8	8:05.805	4.940	58.644	4	58.921
9	71	Ryan McLEISH	Ford Coupe	1250	L	8	8:06.013	5.148	59.544	2	59.821
10	75	Pino PALAZZO	Ford Sedan	1250	L	8	8:06.314	5.449	59.242	4	59.266
11	15	Steven McGILL	Ford Coupe	1250	L	8	8:06.463	5.598	58.933	6	58.995
12	85	Mark BEATY	Ford Coupe	1250	L	8	8:18.216	17.351	1:00.304	5	1:00.431
13	86	Jon CRITCHLOW	Chevy Sedan	1250	LR	8	8:23.785	22.920	1:01.586	6	1:01.590
14	17	Billy WAIT	37 Ford	1250	L	8	8:27.016	26.151	1:00.497	5	1:00.681
15	7	Duncan VINCENT	Ford Coupe	1250	LT	8	8:29.529	28.664	59.134	4	59.158
16	30	Mark FRENCH	Ford Coupe	1250	LR	8	8:46.033	45.168	1:04.395	2	1:04.452
17	44	Colm O'SULLIVAN	Ford Coupe	1250	LR	8	9:05.581	1:04.716	1:01.322	2	1:06.525
18	16	John BUSHBY	Ford Coupe	1250	L	8	9:14.568	1:13.703	1:01.181	7	1:01.356
Not classified											
DNF	33	Kieran BEATY	Ford Coupe	1250	L	1	1:08.839	DNF	1:05.782	1	

Margin of Victory	Avg. Speed	Best Lap Tm	Best Speed	Best Lap by
0.597	75.877	58.644	77.772	60 - David NEWALL

Clerk of the Course.

Orbits

Sig : Time :  
 Chief Timekeeper : Ian Sharp (SMART Timing)  
 Results available at [www.smart-timing.co.uk](http://www.smart-timing.co.uk) and [www.speedhive.com](http://www.speedhive.com)



Printed: 05/08/2018 11:02:10

## SMRC Super Touring Car Festival

### Scottish Legends Championship

Knockhill 1.267 miles

### Race 9 - Heat 1

05/08/2018 11:00

### Race (8 Laps) started at 10:50:56

Lap	Time of Day	Lap Tm	S1	S2	S3	S3Spd	SFSpd	Lap	Time of Day	Lap Tm	S1	S2	S3	S3Spd	SFSpd								
<b>(37) Ivor GREENWOOD</b>																							
1	10:52:03.033	<b>1:03.648</b>	22.880	23.227	17.541	<b>99.714</b>	<b>95.868</b>	3	10:54:04.523	<b>1:02.860</b>			17.568	98.543	92.435								
2	10:53:02.064	<b>59.031</b>	<b>19.185</b>	22.075	17.771	99.714	94.651	4	10:55:03.167	<b>58.644</b>		22.351	<b>17.467</b>	98.543	93.205								
3	10:54:01.654	<b>59.590</b>	19.667	22.105	17.818	98.979	92.690	5	10:56:04.316	<b>1:01.149</b>	19.124	24.207	17.818	92.181	91.055								
4	10:55:00.691	<b>59.037</b>	19.285	22.262	<b>17.490</b>	98.111	93.465	6	10:57:03.237	<b>58.921</b>	<b>19.010</b>	<b>22.154</b>	17.757	<b>100.762</b>	92.947								
5	10:55:59.806	<b>59.115</b>	19.290	22.196	17.629	98.398	93.465	7	10:58:02.986	<b>59.749</b>	19.406	22.529	17.814	97.682	91.303								
6	10:56:58.887	<b>59.081</b>	19.385	<b>21.929</b>	17.767	97.540	93.076	8	10:59:02.605	<b>59.619</b>	19.029	22.472	18.118	96.143	92.562								
7	10:57:58.427	<b>59.540</b>	19.250	22.543	17.747	96.697	92.562	<b>(71) Ryan McLEISH</b>															
8	10:58:57.665	<b>59.238</b>	19.231	22.321	17.686	97.399	92.435	1	10:52:02.711	<b>1:03.768</b>	23.081	22.758	17.929	99.419	<b>94.252</b>								
<b>(1) John PATERSON</b>																							
1	10:52:01.319	<b>1:03.290</b>	23.037	22.478	17.775	<b>99.566</b>	91.427	2	10:53:02.255	<b>59.544</b>	<b>19.089</b>	22.488	17.967	98.398	94.120								
2	10:53:01.569	<b>1:00.250</b>	19.717	22.729	17.804	96.836	<b>92.562</b>	3	10:54:02.303	<b>1:00.048</b>	20.266	22.366	<b>17.416</b>	99.714	93.595								
3	10:54:01.226	<b>59.657</b>	19.430	22.289	17.938	94.919	90.442	4	10:55:02.205	<b>59.902</b>	19.515	<b>22.123</b>	18.264	<b>101.832</b>	91.427								
4	10:55:00.305	<b>59.079</b>	19.065	<b>22.219</b>	17.795	94.252	90.077	5	10:56:02.562	<b>1:00.357</b>	19.495	22.673	18.189	96.281	89.477								
5	10:55:59.492	<b>59.187</b>	<b>19.048</b>	22.296	17.843	93.595	89.477	6	10:57:03.117	<b>1:00.555</b>	19.855	22.851	17.849	100.611	92.181								
6	10:56:58.921	<b>59.429</b>	19.128	22.321	17.980	94.252	89.002	7	10:58:02.992	<b>59.875</b>	19.340	22.730	17.805	99.566	90.442								
7	10:57:58.879	<b>59.958</b>	19.490	22.640	17.828	95.459	90.077	8	10:59:02.813	<b>59.821</b>	19.823	22.147	17.851	99.863	92.054								
8	10:58:58.262	<b>59.383</b>	19.187	22.433	<b>17.763</b>	96.143	88.767	<b>(75) Pino PALAZZO</b>															
<b>(6) David HUNTER</b>																							
1	10:52:01.031	<b>1:03.356</b>	23.161	22.503	<b>17.692</b>	98.111	92.054	1	10:52:05.485	<b>1:05.115</b>	23.923	23.143	18.049	<b>100.310</b>	91.928								
2	10:53:01.691	<b>1:00.660</b>	19.845	22.402	18.413	96.836	91.303	2	10:53:05.781	<b>1:00.296</b>	19.263	22.832	18.201	98.254	92.181								
3	10:54:02.156	<b>1:00.465</b>	20.414	22.234	17.817	98.688	<b>93.205</b>	3	10:54:05.463	<b>59.682</b>	19.114	22.715	17.853	96.836	91.427								
4	10:55:01.974	<b>59.818</b>	19.555	<b>22.147</b>	18.116	<b>100.762</b>	92.562	4	10:55:04.705	<b>59.242</b>	<b>19.110</b>	22.383	17.749	95.731	91.427								
5	10:56:01.876	<b>59.902</b>	<b>19.205</b>	22.887	17.810	96.281	90.686	5	10:56:04.547	<b>59.842</b>	19.306	22.606	17.930	96.281	93.076								
6	10:57:02.009	<b>1:00.133</b>	19.875	22.235	18.023	99.863	93.076	6	10:57:03.813	<b>59.266</b>	19.239	<b>22.219</b>	17.808	97.540	92.562								
7	10:58:01.569	<b>59.506</b>	19.239	22.488	17.833	96.836	91.802	7	10:58:03.580	<b>59.767</b>	19.431	22.222	18.114	99.272	<b>93.988</b>								
8	10:59:00.853	<b>59.284</b>	19.214	22.376	17.694	98.688	91.055	8	10:59:03.114	<b>59.534</b>	19.440	22.350	<b>17.744</b>	98.111	91.928								
<b>(15) Steven McGILL</b>																							
<b>(22) Ben MASON</b>																							
1	10:52:02.277	<b>1:03.698</b>	23.295	22.636	<b>17.767</b>	96.281	92.308	1	10:52:04.371	<b>1:03.760</b>	22.832	23.238	17.690	98.543	93.726								
2	10:53:01.975	<b>59.698</b>	19.210	22.679	17.809	<b>98.979</b>	<b>92.690</b>	2	10:53:07.152	<b>1:02.781</b>	19.267	23.300	20.214	<b>100.611</b>	91.552								
3	10:54:02.791	<b>1:00.816</b>	20.536	22.348	17.932	97.399	91.677	3	10:54:07.022	<b>59.870</b>	19.477	22.504	17.889	97.540	91.552								
4	10:55:02.288	<b>59.497</b>	19.245	<b>22.180</b>	18.072	98.688	92.181	4	10:55:06.441	<b>59.419</b>	19.190	22.537	17.692	96.836	91.802								
5	10:56:02.065	<b>59.777</b>	<b>19.083</b>	22.884	17.810	95.731	91.677	5	10:56:05.436	<b>58.995</b>	<b>19.062</b>	22.344	17.589	97.257	92.181								
6	10:57:01.871	<b>59.806</b>	19.514	22.208	18.084	94.651	89.120	6	10:57:04.369	<b>58.933</b>	19.110	<b>22.143</b>	17.680	98.979	92.690								
7	10:58:01.680	<b>59.809</b>	19.504	22.443	17.862	95.595	92.690	7	10:58:03.656	<b>59.287</b>	19.155	22.263	17.869	100.611	<b>94.120</b>								
8	10:59:01.048	<b>59.368</b>	19.227	22.328	17.813	98.688	91.677	8	10:59:03.263	<b>59.607</b>	19.716	22.305	<b>17.586</b>	100.011	93.726								
<b>(8) Jordan HODGSON</b>																							
1	10:52:03.620	<b>1:04.675</b>	23.599	23.312	17.764	100.611	<b>95.053</b>	<b>(85) Mark BEATY</b>															
2	10:53:02.928	<b>59.308</b>	19.316	22.312	17.680	99.566	94.651	1	10:52:08.026	<b>1:07.300</b>	24.331	24.654	18.315	<b>96.836</b>	<b>93.465</b>								
3	10:54:03.399	<b>1:00.471</b>	20.006	22.801	17.664	<b>100.914</b>	94.120	2	10:53:08.989	<b>1:00.963</b>	19.602	<b>22.641</b>	18.720	94.919	89.120								
4	10:55:02.690	<b>59.291</b>	<b>19.007</b>	<b>22.309</b>	17.975	100.011	93.465	3	10:54:12.022	<b>1:03.033</b>	19.679	25.409	<b>17.945</b>	95.323	90.564								
5	10:56:02.499	<b>59.809</b>	19.268	22.561	17.980	100.611	91.802	4	10:55:13.014	<b>1:00.992</b>	<b>19.288</b>	23.276	18.428	93.726	92.308								
6	10:57:02.730	<b>1:00.231</b>	19.764	22.827	17.640	98.543	93.857	5	10:56:13.318	<b>1:00.304</b>	19.481	22.823	18.000	93.988	89.120								
7	10:58:02.227	<b>59.497</b>	19.533	22.381	17.583	100.161	94.252	6	10:57:13.838	<b>1:00.520</b>	19.579	22.770	18.171	94.120	88.884								
8	10:59:01.118	<b>58.891</b>	19.048	22.317	<b>17.526</b>	99.714	93.465	7	10:58:14.585	<b>1:00.747</b>	19.464	23.195	18.088	93.595	89.002								
<b>(5) Michael PAXTON</b>																							
1	10:52:01.191	<b>1:03.968</b>	23.093	22.686	18.189	93.465	<b>92.818</b>	8	10:59:15.016	<b>1:00.431</b>	19.500	22.808	18.123	93.205	89.002								
2	10:53:01.333	<b>1:00.142</b>	19.321	22.733	18.088	94.120	91.677	<b>(86) Jon CRITCHLOW</b>															
3	10:54:01.762	<b>1:00.429</b>	<b>19.247</b>	22.586	18.596	94.651	89.836	1	10:52:02.455	<b>1:04.946</b>	24.109	<b>23.060</b>	<b>17.777</b>	<b>98.688</b>	<b>92.435</b>								
4	10:55:01.470	<b>59.708</b>	19.551	<b>22.398</b>	17.759	<b>97.824</b>	91.179	2	10:53:07.785	<b>1:05.330</b>	20.808	23.612	20.910	94.252	88.767								
5	10:56:02.406	<b>1:00.936</b>	19.480	23.384	18.072	96.005	92.308	3	10:54:10.836	<b>1:03.051</b>	<b>19.785</b>	24.932	18.334	93.465	88.299								
6	10:57:02.607	<b>1:00.201</b>	19.735	22.551	17.915	96.976	91.552	4	10:55:12.909	<b>1:02.073</b>	19.974	23.713	18.386	91.427	88.299								
7	10:58:02.169	<b>59.562</b>	19.434	22.402	<b>17.726</b>	97.257	92.054	5	10:56:15.092	<b>1:02.183</b>	20.370	23.430	18.383	92.947	87.952								
8	10:59:02.199	<b>1:00.030</b>	19.719	22.584	17.727	96.281	90.320	6	10:57:16.678	<b>1:01.586</b>	19.862	23.263	18.461	92.818	87.153								
<b>(52) Stewart BLACK</b>																							
1	10:52:03.323	<b>1:05.031</b>	23.756	23.536	17.739	100.611	93.988	7	10:58:18.268	<b>1:01.590</b>	19.807	23.421	18.362	92.562	87.722								
2	10:53:02.333	<b>59.010</b>	<b>19.236</b>	<b>22.014</b>	17.760	100.460	<b>94.120</b>	8	10:59:20.585	<b>1:02.317</b>	20.033	23.729	18.555	91.802	88.299								
3	10:54:03.358	<b>1:01.025</b>	20.442	22.912	17.671	97.824	92.181	<b>(17) Billy WAIT</b>															
4	10:55:02.788	<b>59.430</b>	19.429	22.134	17.867	100.011	91.928	1	10:52:05.304	<b>1:06.601</b>	24.378	23.889	18.334	98.398	<b>91.928</b>								
5	10:56:02.630	<b>59.842</b>	19.319	22.879	17.644	97.540	93.335	2	10:53:17.976	<b>1:12.672</b>	19.563	<b>22.811</b>	30.298	<b>100.762</b>	78.672								
6	10:57:03.399	<b>1:00.769</b>	19.917	22.792	18.060	<b>100.914</b>	93.076	3	10:54:18.893	<b>1:00.917</b>	20.138	22.889	17.890	94.651	90.686								
7	10:58:03.130	<b>59.731</b>	19.510	22.349	17.872	99.419	93.465	4	10:55:19.637	<b>1:00.744</b>	<b>19.238</b>	23.580	17.926	94.385	88.649								
8	10:59:02.385	<b>59.255</b>	19.460	22.192	<b>17.603</b>																		

## SMRC Super Touring Car Festival

Scottish Legends Championship

Knockhill 1.267 miles

Race 9 - Heat 1

05/08/2018 11:00

Race (8 Laps) started at 10:50:56

Lap	Time of Day	Lap Tm	S1	S2	S3	S3Spd	SFSpd	Lap	Time of Day	Lap Tm	S1	S2	S3	S3Spd	SFSpd
7	10:58:26.833	<b>59.395</b>	19.277	<b>22.123</b>	17.995	96.005	90.077								
8	10:59:26.329	<b>59.496</b>	19.479	22.180	17.837	95.459	90.686								
<b>(30) Mark FRENCH</b>															
1	10:52:09.155	<b>1:12.021</b>	27.186	25.486	19.349	87.040	<b>84.412</b>								
2	10:53:13.550	<b>1:04.395</b>	<b>20.421</b>	<b>24.451</b>	19.523	87.952	83.467								
3	10:54:18.328	<b>1:04.778</b>	20.592	24.780	19.406	86.814	82.747								
4	10:55:22.979	<b>1:04.651</b>	20.701	24.667	<b>19.283</b>	<b>88.183</b>	81.938								
5	10:56:27.745	<b>1:04.766</b>	20.871	24.528	19.367	86.590	82.951								
6	10:57:32.197	<b>1:04.452</b>	20.664	24.466	19.322	86.814	81.938								
7	10:58:37.570	<b>1:05.373</b>	20.861	24.987	19.525	86.035	82.849								
8	10:59:42.833	<b>1:05.263</b>	20.881	24.951	19.431	86.035	83.467								
<b>(44) Colm O'SULLIVAN</b>															
1	10:52:04.386	<b>1:06.525</b>	24.765	23.504	<b>18.256</b>	94.518	<b>90.198</b>								
2	10:53:05.708	<b>1:01.322</b>	<b>19.477</b>	<b>23.227</b>	18.618	<b>100.011</b>	88.416								
3	10:54:15.000	<b>1:09.292</b>	20.958	28.753	19.581	84.625	84.732								
4	10:55:23.508	<b>1:08.508</b>	22.130	26.541	19.837	81.938	82.747								
5	10:56:35.441	<b>1:11.933</b>	23.708	27.696	20.529	80.950	81.739								
6	10:57:46.094	<b>1:10.653</b>	23.044	26.727	20.882	82.543	80.561								
7	10:58:54.745	<b>1:08.651</b>	23.262	25.922	19.467	85.054	85.270								
8	11:00:02.381	<b>1:07.636</b>	22.175	25.808	19.653	85.379	83.675								
<b>(16) John BUSHBY</b>															
1	10:52:07.959	<b>1:07.967</b>	24.834	24.808	18.325	<b>96.281</b>	<b>89.836</b>								
2	10:53:09.990	<b>1:02.031</b>	20.178	23.448	18.405	94.252	89.239								
3	10:54:12.659	<b>1:02.669</b>	19.863	24.221	18.585	92.181	88.416								
4	10:55:14.533	<b>1:01.874</b>	20.041	23.436	18.397	93.465	87.952								
5	10:56:16.273	<b>1:01.740</b>	20.109	23.386	18.245	93.988	88.068								
6	10:57:17.629	<b>1:01.356</b>	19.870	23.312	18.174	93.726	87.608								
7	10:58:18.810	<b>1:01.181</b>	<b>19.845</b>	<b>23.187</b>	<b>18.149</b>	94.518	89.120								
8	11:00:11.368	<b>1:52.558</b>	1:02.591	31.244	18.723	89.358	87.266								
<b>(33) Kieran BEATY</b>															
1	10:52:05.639	<b>1:05.782</b>	24.067	23.431	<b>18.284</b>	97.540	<b>93.335</b>								

Clerk of the Course.

Sig : Time :

Chief Timekeeper : Ian Sharp (SMART Timing)

 Results available at [www.smart-timing.co.uk](http://www.smart-timing.co.uk) and [www.speedhive.com](http://www.speedhive.com)

Printed: 05/08/2018 11:02:34

Orbits





## SMRC Super Touring Car Festival

## Lapchart

Scottish Legends Championship

Knockhill 1.267 miles

Race 9 - Heat 1

05/08/2018 11:00

Race (8 Laps) started at 10:50:56

Competitors	Laps									
	0	1	2	3	4	5	6	7	8	
Mark FRENCH (30)	1	30	6	5	1	1	1	37	37	37
Michael PAXTON (5)	2	5	5	1	37	37	37	1	1	1
Jon CRITCHLOW (86)	3	86	60	60	5	5	6	22	6	6
David HUNTER (6)	4	6	1	6	6	6	22	6	22	22
Colm O'SULLIVAN (44)	5	44	22	22	71	71	5	5	5	8
John PATERSON (1)	6	1	86	37	22	22	8	8	8	5
David NEWALL (60)	7	60	71	71	52	8	71	71	60	52
Stewart BLACK (52)	8	52	37	52	8	52	52	60	71	60
Ben MASON (22)	9	22	52	8	60	60	60	52	52	71
Billy WAIT (17)	10	17	8	44	75	75	75	75	75	75
Ryan McLEISH (71)	11	71	7	75	15	15	15	15	15	15
Jordan HODGSON (8)	12	8	15	15	86	86	85	85	85	85
Ivor GREENWOOD (37)	13	37	44	86	85	85	86	86	86	86
Duncan VINCENT (7)	14	7	17	85	16	16	16	16	16	17
Kieran BEATY (33)	15	33	75	16	44	17	17	17	17	7
John BUSHBY (16)	16	16	33	30	30	30	30	7	7	30
Pino PALAZZO (75)	17	75	16	17	17	44	7	30	30	44
Steven McGILL (15)	18	15	85	7	7	7	44	44	44	16
Mark BEATY (85)	19	85	30							

Margin of Victory	Avg. Speed	Best Lap Tm	Best Speed	Best Lap by
0.597	75.877	58.644	77.772	60 - David NEWALL

Clerk of the Course.

Orbits

Sig : Time :  
 Chief Timekeeper : Ian Sharp (SMART Timing)  
 Results available at [www.smart-timing.co.uk](http://www.smart-timing.co.uk) and [www.speedhive.com](http://www.speedhive.com)



**SMRC Super Touring Car Festival**
**Sorted on Laps**
**Scottish Formula Ford 1600 Championship**
**Knockhill 1.267 miles**
**Race 10 - 2nd Race**
**05/08/2018 11:25**
**Race (12 Laps) started at 11:10:50**

Pos	No.	Name	Make/Model	CC	Class Code	Laps	Total Tm	Diff	Best Tm	In Lap	2nd Best
1	1	Ross MARTIN	Ray GR17	1600	FFA	11	10:06.664		54.427	9	54.486
2	33	Jordan GRONKOWSKI	Van Diemen JL012K	1600	FFA	11	10:12.224	5.560	54.445	3	54.787
3	78	James CLARKE	Mygale SJ08	1600	FFA	11	10:17.976	11.312	54.979	6	55.083
4	70	Gary SYKES	Ray GR10	1600	FFA	11	10:19.168	12.504	55.081	7	55.346
5	92	Matthew CHISHOLM	Van Diemen RF00	1600	FFA	11	10:19.329	12.665	54.847	7	54.866
6	29	Ross HOWE	Van Diemen RF99	1600	FFA	11	10:21.163	14.499	55.262	8	55.306
7	30	Steven BARLOW	Ray GR09	1600	FFA	11	10:23.837	17.173	55.724	10	55.831
8	77	Fraser GRAY	Ray GR14	1600	FFA	11	10:34.676	28.012	56.306	8	56.620
9	88	Sebastian MELROSE	Ray GR14	1600	FFA	11	10:42.389	35.725	54.793	8	54.809
<b>Not classified</b>											
DNF	0	Josh SMITH	Ray GR14	1600	Guest	9	8:20.978	DNF	54.420	6	54.527

**Announcements**

Chequered Flag shown at 11 Laps - Damaged car in dangerous location on Main Straight

Margin of Victory	Avg. Speed	Best Lap Tm	Best Speed	Best Lap by
5.560	82.697	54.427	83.797	1 - Ross MARTIN

**Clerk of the Course.**
**Orbits**

 Sig : Time :  
 Chief Timekeeper : Ian Sharp (SMART Timing)

 Results available at [www.smart-timing.co.uk](http://www.smart-timing.co.uk) and [www.speedhive.com](http://www.speedhive.com)

Printed: 05/08/2018 11:28:20





## SMRC Super Touring Car Festival

### Scottish Formula Ford 1600 Championship

Knockhill 1.267 miles

### Race 10 - 2nd Race

05/08/2018 11:25

### Race (12 Laps) started at 11:10:50

Lap	Time of Day	Lap Tm	S1	S2	S3	S3Spd	SFSpd	Lap	Time of Day	Lap Tm	S1	S2	S3	S3Spd	SFSpd									
<b>(1) Ross MARTIN</b>																								
1	11:11:48.118			20.747	16.661	100.310	92.690	8	11:18:23.392	<b>55.262</b>	17.910	20.626	16.726	101.524	92.947									
2	11:12:42.975	<b>54.857</b>	17.814	20.549	16.494	101.524	92.818	9	11:19:18.698	<b>55.306</b>	17.999	20.624	<b>16.683</b>	101.678	93.465									
3	11:13:37.846	<b>54.871</b>	17.907	20.475	16.489	101.678	93.076	10	11:20:14.441	<b>55.743</b>	18.112	20.742	16.889	101.218	88.767									
4	11:14:33.862	<b>56.016</b>	17.778	21.157	17.081	99.863	90.564	11	11:21:11.364	<b>56.923</b>	19.209	20.761	16.953	101.524	91.928									
5	11:15:28.543	<b>54.681</b>	17.759	<b>20.329</b>	16.593	<b>103.721</b>	93.465	<b>(30) Steven BARLOW</b>																
6	11:16:24.166	<b>55.623</b>	18.435	20.644	16.544	101.987	93.335	1	11:11:52.749				21.238	100.310	92.308									
7	11:17:18.819	<b>54.653</b>	17.754	20.382	16.517	102.142	93.726	2	11:12:48.788	<b>56.039</b>	18.448	20.819	16.772	101.524	93.076									
8	11:18:13.368	<b>54.549</b>	17.605	20.454	16.490	102.142	93.595	3	11:13:45.248	<b>56.460</b>	18.690	20.934	16.836	102.142	<b>93.205</b>									
9	11:19:07.795	<b>54.427</b>	17.641	20.420	<b>16.366</b>	102.298	93.988	4	11:14:41.623	<b>56.375</b>	18.637	20.984	<b>16.754</b>	101.371	92.818									
10	11:20:02.379	<b>54.584</b>	<b>17.571</b>	20.508	16.505	101.678	<b>94.120</b>	5	11:15:37.573	<b>55.950</b>	18.016	21.049	16.885	<b>103.242</b>	93.205									
11	11:20:56.865	<b>54.486</b>	17.687	20.384	16.415	102.454	93.726	6	11:16:33.404	<b>55.831</b>	18.287	20.760	16.784	102.768	93.205									
<b>(33) Jordan GRONKOWSKI</b>																								
1	11:11:49.056			20.754	16.802	101.524	92.054	7	11:17:29.349	<b>55.945</b>	17.880	20.973	17.092	100.762	92.690									
2	11:12:43.900	<b>54.844</b>	17.720	20.497	16.627	102.142	91.552	8	11:18:25.357	<b>56.008</b>	18.117	<b>20.657</b>	17.234	101.832	89.957									
3	11:13:38.345	<b>54.445</b>			16.494	103.084	92.054	9	11:19:21.195	<b>55.838</b>	18.084	20.819	16.935	101.218	92.562									
4	11:14:33.626	<b>55.281</b>		20.875	16.876	98.688	91.928	10	11:20:16.919	<b>55.724</b>	<b>17.860</b>	20.841	17.023	100.611	92.308									
5	11:15:28.413	<b>54.787</b>	17.678	<b>20.289</b>	16.820	101.987	92.947	11	11:21:14.038	<b>57.119</b>	18.923	21.275	16.921	100.914	90.686									
6	11:16:25.341	<b>56.928</b>			17.071	98.111	90.932	<b>(77) Fraser GRAY</b>																
7	11:17:20.804	<b>55.463</b>		20.474	16.735	<b>104.366</b>	<b>93.205</b>	1	11:11:53.994				21.999	17.212	96.419	92.054								
8	11:18:15.691	<b>54.887</b>	18.096	20.325	<b>16.466</b>	103.402	92.690	2	11:12:50.899	<b>56.905</b>	18.480	21.368	17.057	100.310	91.427									
9	11:19:11.142	<b>55.451</b>	<b>17.612</b>	20.549	17.290	104.204	92.435	3	11:13:47.894	<b>56.995</b>	18.513	21.498	16.984	100.161	91.802									
10	11:20:06.786	<b>55.644</b>			17.105	103.242	87.837	4	11:14:44.759	<b>56.865</b>	18.657	21.179	17.029	<b>100.914</b>	91.928									
11	11:21:02.425	<b>55.639</b>		20.546	16.905	101.678	86.814	5	11:15:41.455	<b>56.696</b>	18.480	21.229	16.987	100.161	92.054									
<b>(78) James CLARKE</b>																								
1	11:11:52.069			21.569	17.419	100.762	91.552	6	11:16:38.192	<b>56.737</b>	18.476	21.277	16.984	100.161	92.054									
2	11:12:48.368	<b>56.299</b>	18.013	20.966	17.320	102.298	91.427	7	11:17:34.812	<b>56.620</b>	18.402	21.232	16.986	100.460	92.308									
3	11:13:44.677	<b>56.309</b>	18.669	20.520	17.120	102.768	90.198	8	11:18:31.118	<b>56.306</b>	<b>18.210</b>	<b>21.162</b>	<b>16.934</b>	100.914	92.435									
4	11:14:40.534	<b>55.857</b>	18.291	20.574	16.992	<b>102.926</b>	91.552	9	11:19:28.310	<b>57.192</b>	18.323	21.860	17.009	100.611	<b>92.947</b>									
5	11:15:36.570	<b>56.036</b>	18.439	20.899	<b>16.698</b>	100.460	91.427	10	11:20:25.618	<b>57.308</b>	18.377	21.316	17.615	100.011	71.391									
6	11:16:31.549	<b>54.979</b>	<b>17.671</b>	20.458	16.850	101.371	91.677	11	11:21:24.877	<b>59.259</b>	21.022	21.264	16.973	100.161	92.308									
7	11:17:26.638	<b>55.089</b>	17.773	20.493	16.823	101.371	91.802	<b>(88) Sebastian MELROSE</b>																
8	11:18:21.721	<b>55.083</b>	17.701	20.612	16.770	101.066	<b>92.054</b>	1	11:11:49.148				20.837	16.679	103.242	93.988								
9	11:19:17.025	<b>55.304</b>	17.704	<b>20.437</b>	17.163	102.611	91.677	2	11:12:44.700	<b>55.552</b>	18.213	20.724	16.615	102.454	93.857									
10	11:20:13.044	<b>56.019</b>	17.848	20.974	17.197	102.298	91.928	3	11:13:39.509	<b>54.809</b>	<b>17.757</b>	20.556	16.496	102.454	93.726									
11	11:21:08.177	<b>55.133</b>	17.864	20.474	16.795	100.762	91.928	4	11:14:34.594	<b>55.085</b>	17.902	20.588	16.595	102.768	94.651									
<b>(70) Gary SYKES</b>																								
1	11:11:50.464			20.977	17.174	101.832	92.562	5	11:15:29.715	<b>55.121</b>	17.815	20.605	16.701	102.298	94.252									
2	11:12:46.975	<b>56.511</b>	18.207	21.287	17.017	101.066	92.181	6	11:16:25.328	<b>55.613</b>	17.811	20.922	16.880	<b>104.529</b>	93.726									
3	11:13:42.878	<b>55.903</b>	17.986	20.928	16.989	101.218	93.595	7	11:17:20.455	<b>55.127</b>	18.045	<b>20.500</b>	16.582	103.402	94.252									
4	11:14:39.185	<b>56.307</b>	18.198	20.968	17.141	101.218	91.677	8	11:18:15.248	<b>54.793</b>	17.820	20.516	<b>16.457</b>	102.768	94.252									
5	11:15:34.883	<b>55.698</b>	17.906	21.045	16.747	101.524	92.435	9	11:19:10.640	<b>55.392</b>	17.894	20.525	16.973	103.084	<b>94.919</b>									
6	11:16:30.229	<b>55.346</b>	17.855	<b>20.736</b>	16.755	101.678	92.435	10	11:20:11.521	<b>1:00.881</b>	17.874	20.754	22.253	103.561	54.470									
7	11:17:25.310	<b>55.081</b>	<b>17.728</b>	20.736	<b>16.617</b>	101.524	93.335	11	11:21:32.590	<b>1:21.069</b>	24.603	29.513	26.953	61.510	25.940									
8	11:18:20.801	<b>55.491</b>	18.006	20.794	16.691	101.524	92.947	<b>(0) Josh SMITH</b>																
9	11:19:16.468	<b>55.667</b>	17.921	20.911	16.835	101.524	92.818	1	11:11:51.628				21.119	17.146	100.914	93.076								
10	11:20:12.745	<b>56.277</b>	17.947	21.316	17.014	101.524	87.153	2	11:12:47.508	<b>55.880</b>	18.319	20.628	16.933	104.529	92.818									
11	11:21:09.369	<b>56.624</b>	18.672	20.928	17.024	<b>102.926</b>	<b>94.120</b>	3	11:13:42.703	<b>55.195</b>	17.781	20.685	16.729	103.721	92.947									
<b>(92) Matthew CHISHOLM</b>																								
1	11:11:50.677			20.888	17.160	102.768	93.465	4	11:14:37.422	<b>54.719</b>	17.575	20.592	16.552	102.142	92.818									
2	11:12:47.921	<b>57.244</b>	18.266	21.171	17.807	102.611	92.181	5	11:15:31.949	<b>54.527</b>	17.568	20.456	16.503	102.454	92.947									
3	11:13:44.758	<b>56.837</b>	19.337	20.647	16.853	104.204	93.205	6	11:16:26.369	<b>54.420</b>	<b>17.474</b>	20.463	16.483	102.298	93.465									
4	11:14:40.675	<b>55.917</b>	18.688	20.390	16.839	104.529	93.465	7	11:17:20.898	<b>54.529</b>	17.618	<b>20.356</b>	16.555	<b>105.020</b>	<b>95.731</b>									
5	11:15:37.115	<b>56.440</b>	18.524	21.034	16.882	<b>104.692</b>	93.205	8	11:18:16.215	<b>55.317</b>	18.163	20.801	<b>16.353</b>	102.768	94.518									
6	11:16:32.428	<b>55.313</b>	18.267	20.453	<b>16.593</b>	103.402	93.465	9	11:19:11.179	<b>54.964</b>	17.499	20.470	16.995	104.366	95.323									
7	11:17:27.275	<b>54.847</b>	17.837	20.417	16.593	103.084	93.595	<b>(29) Ross HOWE</b>																
8	11:18:22.141	<b>54.866</b>	17.677	20.528	16.661	103.242	93.726	1	11:11:51.257				21.131	17.202	101.066	92.818								
9	11:19:17.221	<b>55.080</b>	<b>17.654</b>	<b>20.321</b>	17.105	104.692	<b>93.988</b>	2	11:12:47.829	<b>56.572</b>	18.472	20.746	17.354	102.298	92.054									
10	11:20:13.202	<b>55.981</b>	17.925	20.794	17.262	101.678	88.884	3	11:13:44.502	<b>56.673</b>	18.691	20.896	17.086	101.371	92.181									
11	11:21:09.530	<b>56.328</b>	18.467	20.808	17.053	103.402	93.726	4	11:14:40.248	<b>55.746</b>	18.101	20.717	16.928	101.524	92.435									
<b>(29) Ross HOWE</b>																								
1	11:11:51.257			21.131	17.202	101.066	92.818	5	11:15:36.992	<b>56.744</b>	18.875	20.921	16.948	<b>102.926</b>	92.690									
2	11:12:47.829	<b>56.572</b>	18.472	20.746	17.354	102.298	92.054	6	11:16:32.583	<b>55.591</b>	18.123	<b>20.601</b>	16.867	101.678	<b>93.595</b>									
3	11:13:44.502	<b>56.673</b>	18.691	20.896	17.086	101.371	92.181	7	11:17:28.130	<b>55.547</b>	18.142	20.667	16.738	102.454	92.690									

Clerk of the Course.

Orbits

Sig : Time :  
 Chief Timekeeper : Ian Sharp (SMART Timing)

Results available at [www.smart-timing.co.uk](http://www.smart-timing.co.uk) and [www.speedhive.com](http://www.speedhive.com)

Printed: 05/08/2018 11:29:45





## SMRC Super Touring Car Festival

## Lapchart

Scottish Formula Ford 1600 Championship

Knockhill 1.267 miles

Race 10 - 2nd Race

05/08/2018 11:25

Race (12 Laps) started at 11:10:50

Competitors	Laps										
	1	2	3	4	5	6	7	8	9	10	11
Ross MARTIN (1)	1	1	1	33	33	1	1	1	1	1	1
Jordan GRONKOWSKI (33)	2	33	33	1	1	88	88	88	88	33	33
Sebastian MELROSE (88)	3	88	88	88	88	33	33	33	33	88	78
Gary SYKES (70)	4	70	70	0	0	0	0	0	0	70	70
Matthew CHISHOLM (92)	5	92	0	70	70	70	70	70	70	78	92
Ross HOWE (29)	6	29	29	29	29	78	78	78	78	92	29
Josh SMITH (0)	7	0	92	78	78	29	92	92	92	29	30
James CLARKE (78)	8	78	78	92	92	29	29	29	29	30	77
Steven BARLOW (30)	9	30	30	30	30	30	30	30	30	77	88
Fraser GRAY (77)	10	77	77	77	77	77	77	77	77		

Margin of Victory	Avg. Speed	Best Lap Tm	Best Speed	Best Lap by
5.560	82.697	54.427	83.797	1 - Ross MARTIN

Clerk of the Course.

Orbits

Sig : Time :  
 Chief Timekeeper : Ian Sharp (SMART Timing)  
 Results available at [www.smart-timing.co.uk](http://www.smart-timing.co.uk) and [www.speedhive.com](http://www.speedhive.com)



SMRC Super Touring Car Festival


Scottish Formula Ford 1600 Championship

Knockhill 1.267 miles

Race 17 - 3rd Race - David Leslie Trophy

05/08/2018 15:35

Race (12 Laps)



POLE POSITION

2	33 Jordan GRONKOWSKI
4	70 Gary SYKES
6	29 Ross HOWE
8	77 Fraser GRAY
10	0 Josh SMITH

1	1 Ross MARTIN
3	78 James CLARKE
5	92 Matthew CHISHOLM
7	30 Steven BARLOW
9	88 Sebastian MELROSE

1  
2  
3  
4  
5

Clerk of the Course.

Orbits

Sig :                      Time :  
Chief Timekeeper : Ian Sharp (SMART Timing)  
Results available at [www.smart-timing.co.uk](http://www.smart-timing.co.uk) and [www.speedhive.com](http://www.speedhive.com)



# Race Results



Bulletin No. \_\_\_\_\_

## SMRC Super Touring Car Festival

Sorted on Laps

Scottish Saloon & Sportscar Championship

Knockhill 1.267 miles

Race 11 - 2nd Race

05/08/2018 11:50

Race (12 Laps) started at 11:35:47

Pos	No.	Name	Make/Model	CC	Class Code	Laps	Total Tm	Diff	Best Tm	In Lap	2nd Best
1	62	Paul RANKIN	Westfield Aero	2000	B2	12	11:32.573		56.612	9	56.653
2	70	Oliver MORTIMER	Mini Cooper R53	1600	R53	12	11:40.927	8.354	57.611	5	57.665
3	27	Paul WILSON	Mini Cooper R53	2000	R53	12	11:51.808	19.235	58.146	2	58.232
4	83	Fraser JAMIESON	Mini Cooper R53	1600	R53	12	12:06.575	34.002	59.453	2	59.772
5	34	Ron CUMMING	BMW Z4	2000	B1	12	12:27.782	55.209	1:00.283	10	1:00.347
Not classified											
DNF	89	William ROBSON	Ford Focus RS	2522	B1	3	2:50.210	DNF	55.030	3	55.853

### Announcements

New Track Record (55.030) for SMRC Sports/Sal. (B1) by William ROBSON.

Margin of Victory	Avg. Speed	Best Lap Tm	Best Speed	Best Lap by
8.354	79.024	56.612	80.563	62 - Paul RANKIN

Clerk of the Course.

Orbits

Sig : Time :  
Chief Timekeeper : Ian Sharp (SMART Timing)

Results available at [www.smart-timing.co.uk](http://www.smart-timing.co.uk) and [www.speedhive.com](http://www.speedhive.com)

Printed: 05/08/2018 11:57:08





## SMRC Super Touring Car Festival

## Scottish Saloon &amp; Sportscar Championship

Knockhill 1.267 miles

## Race 11 - 2nd Race

05/08/2018 11:50

## Race (12 Laps) started at 11:35:47

Lap	Time of Day	Lap Tm	S1	S2	S3	S3Spd	SFSpd	Lap	Time of Day	Lap Tm	S1	S2	S3	S3Spd	SFSpd
<b>(62) Paul RANKIN</b>															
1	11:36:48.078			22.991	16.972	<b>106.520</b>	102.298	3	11:38:38.163	<b>55.030</b>	17.867	20.875	16.288	119.835	99.419
2	11:37:45.638	<b>57.560</b>	18.982	22.309	<b>16.269</b>	106.351	101.218								
3	11:38:42.642	<b>57.004</b>	18.528	22.172	16.304	105.349	101.832								
4	11:39:40.504	<b>57.862</b>	18.649	22.454	16.759	103.561	101.832								
5	11:40:37.907	<b>57.403</b>	18.679	22.212	16.512	105.184	101.832								
6	11:41:35.388	<b>57.481</b>	18.652	22.372	16.457	104.856	101.678								
7	11:42:32.921	<b>57.533</b>	18.839	22.244	16.450	105.020	101.987								
8	11:43:29.874	<b>56.953</b>	18.657	22.026	16.270	104.529	<b>102.611</b>								
9	11:44:26.486	<b>56.612</b>	18.428	<b>21.865</b>	16.319	104.366	101.678								
10	11:45:23.850	<b>57.364</b>	<b>18.237</b>		16.835	104.043	101.066								
11	11:46:20.503	<b>56.653</b>	18.326	21.991	16.336	105.848	102.298								
12	11:47:20.526	<b>1:00.023</b>	18.579	22.650	18.794	103.084	79.795								
<b>(70) Oliver MORTIMER</b>															
1	11:36:49.651				17.720	97.967	88.649								
2	11:37:47.558	<b>57.907</b>			17.479		88.068								
3	11:38:45.473	<b>57.915</b>			17.439	97.117	89.239								
4	11:39:43.304	<b>57.831</b>			17.408	<b>98.254</b>	<b>89.716</b>								
5	11:40:40.915	<b>57.611</b>			<b>17.357</b>	97.540	88.649								
6	11:41:38.640	<b>57.725</b>			17.498	97.967	88.416								
7	11:42:36.305	<b>57.665</b>			17.404	97.117	87.952								
8	11:43:34.377	<b>58.072</b>			17.569	96.976	88.068								
9	11:44:32.970	<b>58.593</b>			17.615	96.558	88.183								
10	11:45:31.403	<b>58.433</b>			17.676	95.731	87.952								
11	11:46:29.919	<b>58.516</b>			17.752	96.558	87.494								
12	11:47:28.880	<b>58.961</b>			18.004	94.518	85.706								
<b>(27) Paul WILSON</b>															
1	11:36:50.013			22.804	17.932	95.053	87.380								
2	11:37:48.159	<b>58.146</b>	18.802	<b>21.677</b>	<b>17.667</b>	<b>97.540</b>	<b>87.608</b>								
3	11:38:46.391	<b>58.232</b>	<b>18.694</b>	21.798	17.740	96.697	87.040								
4	11:39:45.350	<b>58.959</b>	19.073	22.028	17.858	96.005	86.368								
5	11:40:44.188	<b>58.838</b>	18.991	21.845	18.002	96.005	86.146								
6	11:41:43.052	<b>58.864</b>	19.127	21.908	17.829	96.143	85.270								
7	11:42:41.767	<b>58.715</b>	19.025	21.847	17.843	95.595	86.257								
8	11:43:40.540	<b>58.773</b>	18.991	21.897	17.885	95.868	86.257								
9	11:44:39.507	<b>58.967</b>	18.955	21.942	18.070	95.868	85.815								
10	11:45:38.450	<b>58.943</b>	19.165	21.952	17.826	95.459	86.814								
11	11:46:37.468	<b>59.018</b>	18.915	21.923	18.180	95.459	84.946								
12	11:47:39.761	<b>1:02.293</b>	19.897	22.914	19.482	86.590	76.086								
<b>(83) Fraser JAMIESON</b>															
1	11:36:50.449			22.459	<b>18.167</b>	95.323	86.702								
2	11:37:49.902	<b>59.453</b>	<b>19.219</b>	22.047	18.187	94.252	85.054								
3	11:38:49.674	<b>59.772</b>	19.485	<b>21.977</b>	18.310	94.252	84.732								
4	11:39:49.976	<b>1:00.302</b>	19.548	22.309	18.445	90.809	86.035								
5	11:40:49.820	<b>59.844</b>	19.303	22.284	18.257	93.857	84.839								
6	11:41:49.749	<b>59.929</b>	19.451	22.108	18.370	92.947	84.625								
7	11:42:49.924	<b>1:00.175</b>	19.436	22.196	18.543	90.809	85.162								
8	11:43:50.465	<b>1:00.541</b>			18.622	90.564	83.989								
9	11:44:51.446	<b>1:00.981</b>		22.781	18.375	<b>96.005</b>	<b>88.183</b>								
10	11:45:52.445	<b>1:00.999</b>	19.692	22.527	18.780	92.690	88.068								
11	11:46:53.258	<b>1:00.813</b>	19.412	22.634	18.767	93.465	85.596								
12	11:47:54.528	<b>1:01.270</b>	19.709	23.004	18.557	93.076	84.412								
<b>(34) Ron CUMMING</b>															
1	11:37:02.239			26.069	18.977	93.335	86.590								
2	11:38:05.003	<b>1:02.764</b>	20.531	23.385	18.848	95.323	87.608								
3	11:39:06.724	<b>1:01.721</b>	20.189	23.149	18.383	98.833	89.716								
4	11:40:07.997	<b>1:01.273</b>	20.301	22.774	18.198	<b>99.419</b>	<b>90.564</b>								
5	11:41:08.926	<b>1:00.929</b>	19.873	22.829	18.227	98.833	90.564								
6	11:42:09.368	<b>1:00.442</b>	19.557	22.573	18.312	99.272	88.767								
7	11:43:09.715	<b>1:00.347</b>	<b>19.444</b>	22.604	18.299	99.272	89.239								
8	11:44:11.251	<b>1:01.536</b>	19.908	23.095	18.533	96.558	88.416								
9	11:45:12.635	<b>1:01.384</b>	19.848	23.174	18.362	96.281	88.649								
10	11:46:12.918	<b>1:00.283</b>	19.661	<b>22.542</b>	<b>18.080</b>	97.824	89.596								
11	11:47:13.870	<b>1:00.952</b>	19.587	22.680	18.685	96.697	85.596								
12	11:48:15.735	<b>1:01.865</b>	20.322	22.955	18.588	98.688	85.706								
<b>(89) William ROBSON</b>															
1	11:36:47.280			21.993	16.927	119.196	107.030								
2	11:37:43.133	<b>55.853</b>	18.296	21.109	16.448	119.621	<b>107.544</b>								

Clerk of the Course.

Sig : Time :

Chief Timekeeper : Ian Sharp (SMART Timing)

Results available at [www.smart-timing.co.uk](http://www.smart-timing.co.uk) and [www.speedhive.com](http://www.speedhive.com)

Printed: 05/08/2018 11:57:44

Orbits





## SMRC Super Touring Car Festival

## Lapchart

Scottish Saloon & Sportscar Championship

Knockhill 1.267 miles

Race 11 - 2nd Race

05/08/2018 11:50

Race (12 Laps) started at 11:35:47

Competitors	Laps											
	1	2	3	4	5	6	7	8	9	10	11	12
William ROBSON (89)	1	89	89	89	62	62	62	62	62	62	62	62
Paul RANKIN (62)	2	62	62	62	70	70	70	70	70	70	70	70
Oliver MORTIMER (70)	3	70	70	70	27	27	27	27	27	27	27	27
Paul WILSON (27)	4	27	27	27	83	83	83	83	83	83	83	83
Fraser JAMIESON (83)	5	83	83	83	34	34	34	34	34	34	34	34
Ron CUMMING (34)	6	34	34	34								

Margin of Victory	Avg. Speed	Best Lap Tm	Best Speed	Best Lap by
8.354	79.024	56.612	80.563	62 - Paul RANKIN

Clerk of the Course.

Orbits

Sig : Time :  
 Chief Timekeeper : Ian Sharp (SMART Timing)  
 Results available at [www.smart-timing.co.uk](http://www.smart-timing.co.uk) and [www.speedhive.com](http://www.speedhive.com)





## SMRC Super Touring Car Festival


Scottish Saloon & Sportscar Championship

Knockhill 1.267 miles

Race 18 - 3rd Race

05/08/2018 16:00

Race (12 Laps)



POLE POSITION

<b>2</b> 70 Oliver MORTIMER
<b>4</b> 83 Fraser JAMIESON
<b>6</b> 89 William ROBSON

<b>1</b> 62 Paul RANKIN
<b>3</b> 27 Paul WILSON
<b>5</b> 34 Ron CUMMING

**1**  
**2**  
**3**

Clerk of the Course.

Sig :                      Time :

Chief Timekeeper : Ian Sharp (SMART Timing)

Results available at [www.smart-timing.co.uk](http://www.smart-timing.co.uk) and [www.speedhive.com](http://www.speedhive.com)

Orbits



## SMRC Super Touring Car Festival

Sorted on Laps

Celtic Speed Mini Cooper Cup

Knockhill 1.267 miles

Race 12 - 2nd Race

05/08/2018 13:00

Race (9 Laps) started at 12:59:53

Pos	No.	Name	Make/Model	CC	Class Code	Laps	Total Tm	Diff	Best Tm	In Lap	2nd Best
1	91	Robbie DALGLEISH	Mini Cooper	1600	SM	9	9:28.324		1:02.252	5	1:02.505
2	5	David SLEIGH	Mini Cooper	1600	SM	9	9:29.701	1.377	1:02.536	3	1:02.548
3	8	Hannah CHAPMAN	Mini Cooper	1600	SM L	9	9:29.938	1.614	1:02.460	4	1:02.590
4	24	John DUNCAN	Mini Cooper	1600	SM	9	9:30.336	2.012	1:02.543	6	1:02.576
5	81	Douglas SIMPSON	Mini Cooper	1600	SM	9	9:31.126	2.802	1:02.517	5	1:02.651
6	77	Ashleigh MORRIS	Mini Cooper	1600	SM L	9	9:33.315	4.991	1:02.782	6	1:02.875
7	23	Ian MUNRO	Mini Cooper	1600	SM	9	9:35.418	7.094	1:02.907	8	1:02.987
8	7	Michael WEDDELL	Mini Cooper	1600	SMN	9	9:39.873	11.549	1:02.927	6	1:03.269
9	26	William BLAKE	Mini Cooper	1600	SM	9	9:40.361	12.037	1:03.356	7	1:03.378
10	55	Fiona KINDNESS	Mini Cooper	1600	SM L	9	9:42.766	14.442	1:03.787	8	1:03.827
11	52	Simon HOLDERNESS	Mini Cooper	1600	SM	9	9:43.432	15.108	1:03.565	3	1:03.674
12	95	Craig BLAKE	Mini Cooper	1600	SMN	9	9:43.455	15.131	1:03.167	7	1:03.478
13	21	Ross WILKINSON	Mini Cooper	1600	SMN	9	9:48.932	20.608	1:04.037	5	1:04.267
14	44	Ross McCOLM	Mini Cooper	1600	Guest	9	9:49.544	21.220	1:03.542	5	1:04.034
15	50	Andrew BELL	Mini Cooper	1600	SM	9	9:49.761	21.437	1:03.834	6	1:03.918
16	6	Jonny DREELAN	Mini Cooper	1600	Guest	9	9:54.627	26.303	1:04.229	5	1:04.384
17	30	Gordon LONG	Mini Cooper	1600	SMN	9	9:54.980	26.656	1:03.735	6	1:03.871
18	155	Mark DAWSON	Mini Cooper	1600	Guest	9	9:58.977	30.653	1:04.709	7	1:04.959
19	16	Craig DILLON	Mini Cooper	1600	SMN	9	10:02.388	34.064	1:04.386	7	1:04.453
20	4	Dominic WHEATLEY	Mini Cooper	1600	SM	9	10:28.816	1:00.492	1:03.192	7	1:03.195
Not classified											
DNF	96	Taelor SHAND	Mini Cooper	1600	Guest	7	7:36.120	DNF	1:03.566	7	1:03.864

Margin of Victory	Avg. Speed	Best Lap Tm	Best Speed	Best Lap by
1.377	72.226	1:02.252	73.264	91 - Robbie DALGLEISH

Clerk of the Course.

Orbits

 Sig : Time :  
 Chief Timekeeper : Ian Sharp (SMART Timing)

 Results available at [www.smart-timing.co.uk](http://www.smart-timing.co.uk) and [www.speedhive.com](http://www.speedhive.com)

Printed: 05/08/2018 13:12:05





## SMRC Super Touring Car Festival

### Celtic Speed Mini Cooper Cup

### Knockhill 1.267 miles

#### Race 12 - 2nd Race

05/08/2018 13:00

#### Race (9 Laps) started at 12:59:53

Lap	Time of Day	Lap Tm	S1	S2	S3	S3Spd	SFSpd	Lap	Time of Day	Lap Tm	S1	S2	S3	S3Spd	SFSpd
<b>(91) Robbie DALGLEISH</b>															
1	13:00:59.319			23.518	19.333	83.675	76.519	7	13:07:22.657	<b>1:02.987</b>	20.084	23.579	19.324	83.571	76.086
2	13:02:01.974	<b>1:02.655</b>	20.165	23.287	19.203	83.675	76.259	8	13:08:25.564	<b>1:02.907</b>	20.133	<b>23.429</b>	19.345	83.571	76.259
3	13:03:04.601	<b>1:02.627</b>	20.260	23.289	19.078	83.989	<b>77.607</b>	9	13:09:28.782	<b>1:03.218</b>	20.355	23.507	19.356	83.885	76.000
4	13:04:07.106	<b>1:02.505</b>	20.068	23.384	<b>19.053</b>	84.095	<b>77.047</b>	<b>(7) Michael WEDDELL</b>							
5	13:05:09.358	<b>1:02.252</b>	<b>19.992</b>	<b>23.179</b>	19.081	84.518	77.047	1	13:01:01.869			23.535	19.366	85.379	<b>76.782</b>
6	13:06:11.946	<b>1:02.588</b>	20.098	23.344	19.146	84.200	76.607	2	13:02:07.035	<b>1:05.166</b>	21.183	24.078	19.905	84.732	74.564
7	13:07:14.567	<b>1:02.621</b>	20.032	23.477	19.112	84.625	76.958	3	13:03:10.784	<b>1:03.749</b>	20.671	23.554	19.524	84.732	76.519
8	13:08:17.272	<b>1:02.705</b>	20.044	23.443	19.218	<b>84.732</b>	76.958	4	13:04:15.320	<b>1:04.536</b>	20.740	23.674	20.122	<b>85.706</b>	75.148
9	13:09:21.688	<b>1:04.416</b>	20.394	23.816	20.206	84.200	70.863	5	13:05:19.914	<b>1:04.594</b>	20.788	24.041	19.765	84.839	76.519
<b>(5) David SLEIGH</b>															
1	13:00:59.652				19.257	84.518	76.607	6	13:06:22.841	<b>1:02.927</b>	<b>20.151</b>	23.551	<b>19.225</b>	<b>84.946</b>	<b>76.086</b>
2	13:02:02.604	<b>1:02.952</b>			19.216	84.412	76.870	7	13:07:26.409	<b>1:03.568</b>	20.200	23.672	19.696	83.571	75.317
3	13:03:05.140	<b>1:02.536</b>	20.093	23.371	<b>19.072</b>	84.412	77.224	8	13:08:29.678	<b>1:03.269</b>	20.484	<b>23.480</b>	19.305	84.200	75.742
4	13:04:07.721	<b>1:02.581</b>	<b>20.019</b>	<b>23.346</b>	19.216	84.306	<b>77.313</b>	9	13:09:33.237	<b>1:03.559</b>	20.645	23.636	19.278	84.412	76.172
5	13:05:10.269	<b>1:02.548</b>			19.153	84.200	77.135	<b>(26) William BLAKE</b>							
6	13:06:12.826	<b>1:02.557</b>			19.155	83.780	77.047	1	13:01:03.471			24.061	19.679	84.518	<b>76.432</b>
7	13:07:15.910	<b>1:03.084</b>	20.169	23.484	19.431	<b>85.162</b>	76.345	2	13:02:07.609	<b>1:04.138</b>	20.450	23.924	19.764	<b>86.368</b>	76.000
8	13:08:19.687	<b>1:03.777</b>	20.889	23.548	19.340	84.095	76.694	3	13:03:12.615	<b>1:05.006</b>	21.343	23.880	19.783	84.095	74.981
9	13:09:23.065	<b>1:03.378</b>	20.343	23.712	19.323	84.946	77.313	4	13:04:16.261	<b>1:03.646</b>	20.386	23.722	19.538	83.675	76.345
<b>(8) Hannah CHAPMAN</b>															
1	13:01:00.030			23.566	19.193	85.270	76.958	5	13:05:20.082	<b>1:03.821</b>	20.391	23.733	19.697	84.839	76.000
2	13:02:02.975	<b>1:02.945</b>	20.315	23.333	19.297	<b>86.257</b>	76.958	6	13:06:23.464	<b>1:03.382</b>	20.399	<b>23.376</b>	19.607	83.989	76.432
3	13:03:05.565	<b>1:02.590</b>	20.331	23.266	18.993	86.257	77.135	7	13:07:26.820	<b>1:03.356</b>	<b>20.346</b>	23.425	19.585	84.518	76.172
4	13:04:08.025	<b>1:02.460</b>	20.216	23.244	19.000	85.925	77.851	8	13:08:30.347	<b>1:03.527</b>	20.434	23.499	19.594	84.306	76.086
5	13:05:10.650	<b>1:02.625</b>	20.244	<b>23.149</b>	19.232	86.146	77.941	9	13:09:33.725	<b>1:03.378</b>	20.577	23.404	<b>19.397</b>	85.162	76.086
6	13:06:13.267	<b>1:02.617</b>	20.309	23.388	<b>18.920</b>	85.706	<b>78.214</b>	<b>(55) Fiona KINDNESS</b>							
7	13:07:16.004	<b>1:02.737</b>	<b>20.048</b>	23.394	19.295	86.146	77.581	1	13:01:03.276			24.241	19.614	83.885	76.432
8	13:08:19.907	<b>1:03.903</b>	21.103	23.470	19.330	86.035	77.224	2	13:02:07.244	<b>1:03.968</b>	<b>20.394</b>	24.046	19.528	<b>85.596</b>	<b>76.958</b>
9	13:09:23.302	<b>1:03.395</b>	20.487	23.495	19.413	86.257	77.224	3	13:03:11.286	<b>1:04.042</b>	20.896	23.726	<b>19.420</b>	84.625	76.694
<b>(24) John DUNCAN</b>															
1	13:01:00.680			23.528	19.327	<b>85.596</b>	75.402	4	13:04:15.577	<b>1:04.291</b>	20.683	23.972	19.636	83.675	76.172
2	13:02:03.368	<b>1:02.688</b>	20.303	23.226	<b>19.159</b>	84.839	<b>77.135</b>	5	13:05:20.337	<b>1:04.760</b>	20.796	24.036	19.928	82.039	75.742
3	13:03:06.027	<b>1:02.659</b>	20.223	23.238	19.198	84.839	76.607	6	13:06:24.253	<b>1:03.916</b>	20.718	23.655	19.543	84.306	76.870
4	13:04:08.742	<b>1:02.715</b>	20.213	23.233	19.269	84.732	76.870	7	13:07:28.080	<b>1:03.827</b>	20.480	23.760	19.587	83.989	76.519
5	13:05:11.318	<b>1:02.576</b>	<b>20.089</b>	<b>23.191</b>	19.296	84.625	76.694	8	13:08:31.867	<b>1:03.787</b>	20.673	<b>23.570</b>	19.544	83.989	76.172
6	13:06:13.861	<b>1:02.543</b>	20.098	23.270	19.175	85.054	76.607	9	13:09:36.130	<b>1:04.263</b>	20.901	23.881	19.481	83.989	76.519
7	13:07:16.960	<b>1:03.099</b>	20.258	23.548	19.293	84.200	76.345	<b>(52) Simon HOLDERNESS</b>							
8	13:08:20.389	<b>1:03.429</b>	20.344	23.786	19.299	84.839	76.345	1	13:01:04.856			23.937	19.701	84.518	76.519
9	13:09:23.700	<b>1:03.311</b>	20.360	23.478	19.473	84.518	74.897	2	13:02:09.372	<b>1:04.516</b>	20.644	24.060	19.812	82.341	75.148
<b>(81) Douglas SIMPSON</b>															
1	13:01:01.326			23.360	19.730	<b>84.732</b>	74.897	3	13:03:12.937	<b>1:03.565</b>	20.590	<b>23.534</b>	19.441	<b>85.379</b>	77.313
2	13:02:04.205	<b>1:02.879</b>	20.399	23.169	<b>19.311</b>	84.732	75.914	4	13:04:16.611	<b>1:03.674</b>	20.541	23.659	19.474	85.054	<b>77.761</b>
3	13:03:07.108	<b>1:02.903</b>	20.140	23.443	19.320	83.885	76.000	5	13:05:20.594	<b>1:03.983</b>	<b>20.456</b>	24.028	19.499	83.989	76.519
4	13:04:09.759	<b>1:02.651</b>	<b>20.069</b>	23.215	19.367	83.885	76.000	6	13:06:24.718	<b>1:04.124</b>	20.914	23.848	<b>19.362</b>	84.306	77.313
5	13:05:12.276	<b>1:02.517</b>	20.092	<b>23.085</b>	19.340	84.625	<b>76.259</b>	7	13:07:28.505	<b>1:03.787</b>	20.480	23.936	19.371	84.095	77.313
6	13:06:15.087	<b>1:02.811</b>	20.156	23.278	19.377	83.989	75.572	8	13:08:32.336	<b>1:03.831</b>	20.562	23.815	19.454	85.270	76.607
7	13:07:17.887	<b>1:02.800</b>	20.137	23.239	19.424	84.306	74.981	9	13:09:36.796	<b>1:04.460</b>	20.843	23.736	19.881	85.162	75.828
8	13:08:21.165	<b>1:03.278</b>	20.307	23.349	19.622	83.885	74.152	<b>(95) Craig BLAKE</b>							
9	13:09:24.490	<b>1:03.325</b>	20.327	23.404	19.594	83.885	74.152	1	13:01:01.856			<b>23.460</b>	19.555	<b>85.706</b>	74.981
<b>(77) Ashleigh MORRIS</b>															
1	13:01:01.503			23.604	19.422	<b>85.706</b>	76.607	2	13:02:06.466	<b>1:04.610</b>	21.095	23.996	19.519	84.518	75.317
2	13:02:04.837	<b>1:03.334</b>	20.621	<b>23.448</b>	19.265	84.839	76.870	3	13:03:10.740	<b>1:04.274</b>	20.505	23.714	20.055	84.839	74.647
3	13:03:07.712	<b>1:02.875</b>	20.292	23.451	19.132	85.054	76.958	4	13:04:15.401	<b>1:04.661</b>	20.567	23.798	20.296	84.095	76.607
4	13:04:10.784	<b>1:03.072</b>	20.202	23.457	19.413	84.732	76.172	5	13:05:19.592	<b>1:04.191</b>	20.466	24.142	19.583	83.885	76.172
5	13:05:13.799	<b>1:03.015</b>	20.392	23.547	<b>19.076</b>	84.412	<b>77.402</b>	6	13:06:26.597	<b>1:07.005</b>	22.307	25.279	19.419	84.625	76.607
6	13:06:16.581	<b>1:02.782</b>	<b>20.165</b>	23.512	19.105	84.518	77.224	7	13:07:29.764	<b>1:03.167</b>	<b>20.189</b>	23.601	<b>19.377</b>	85.487	<b>77.224</b>
7	13:07:20.044	<b>1:03.463</b>	20.483	23.825	19.155	84.412	77.402	8	13:08:33.341	<b>1:03.577</b>	20.477	23.691	19.409	84.200	76.345
8	13:08:23.369	<b>1:03.325</b>	20.413	23.561	19.351	84.518	76.607	9	13:09:36.819	<b>1:03.478</b>	20.378	23.585	19.515	85.270	76.519
9	13:09:26.679	<b>1:03.310</b>	20.466	23.664	19.180	84.412	77.224	<b>(21) Ross WILKINSON</b>							
<b>(23) Ian MUNRO</b>															
1	13:01:02.518			23.719	19.641	84.625	75.572	1	13:01:04.806			23.832	20.011	84.946	75.148
2	13:02:07.042	<b>1:04.524</b>	20.823	24.017	19.684	84.200	75.828	2	13:02:09.495	<b>1:04.689</b>	20.925	23.819	19.945	83.054	74.399
3	13:03:10.367	<b>1:03.325</b>	20.386	23.500	19.439	<b>85.270</b>	75.233	3	13:03:14.116	<b>1:04.621</b>	21.127	23.648	19.846	<b>85.054</b>	72.785
4	13:04:13.526	<b>1:03.159</b>	20.215	23.654	<b>19.290</b>	83.885	76.086	4	13:04:19.129	<b>1:05.013</b>	21.289	23.634	20.090	84.412	75.402
5	13:05:16.525	<b>1:02.999</b>	<b>20.082</b>	23.487	19.430	83.571	76.000	5	13:05:23.166	<b>1:04.037</b>	20.812	<b>23.502</b>	19.723	83.885	74.981
6	13:06:19.670	<b>1:03.145</b>	20.134	23.641	19.370	83.260	<b>76.259</b>	6	13:06:28.615	<b>1:05.449</b>	20.825	24.015	20.609	83.885	73.989
<b>(44) Ross McCOLM</b>															
1	13:01:05.407							7	13:07:33.756	<b>1:05.141</b>	21.106	24.236	19.799	82.341	74.564
2	13:02:10.468	<b>1:05.061</b>	20.911	24.259	19.891	82.849	75.742	8	13:08:38.023	<b>1:04.267</b>	<b>20.731</b>	23.961	<b>19.575</b>	83.363	<b>75.487</b>

## SMRC Super Touring Car Festival

### Celtic Speed Mini Cooper Cup

Knockhill 1.267 miles

### Race 12 - 2nd Race

05/08/2018 13:00

### Race (9 Laps) started at 12:59:53

Lap	Time of Day	Lap Tm	S1	S2	S3	S3Spd	SFSpd	Lap	Time of Day	Lap Tm	S1	S2	S3	S3Spd	SFSpd
4	13:04:20.259	1:04.034	20.489	24.073	19.472	83.989	76.607	1	13:01:04.169			23.892	19.768	83.989	74.981
5	13:05:23.801	1:03.542	20.346	23.711	19.485	84.625	76.519	2	13:02:09.608	1:05.439	20.723	24.745	19.971	79.890	74.897
6	13:06:29.216	1:05.415	20.408	24.160	20.847	84.306	75.233	3	13:03:14.176	1:04.568	20.756	23.711	20.101	84.200	74.981
7	13:07:34.451	1:05.235	20.712	24.372	20.151	83.467	76.000	4	13:04:18.137	1:03.961	20.716	23.691	19.554	83.780	75.828
8	13:08:38.756	1:04.305	20.764	23.951	19.590	84.412	76.519	5	13:05:22.054	1:03.917	20.365	23.875	19.677	82.645	75.742
9	13:09:42.908	1:04.152	20.459	23.807	19.886	85.054	75.742	6	13:06:25.918	1:03.864	20.359	24.004	19.501	83.885	76.000
								7	13:07:29.484	1:03.566	20.435	23.728	19.403	84.095	75.828

#### (50) Andrew BELL

1	13:01:06.499			24.364	19.878	83.571	74.730
2	13:02:13.771	1:07.272	22.143	25.068	20.061	81.839	75.487
3	13:03:18.645	1:04.874	21.269	23.984	19.621	85.270	75.742
4	13:04:22.979	1:04.334	21.173	23.732	19.429	84.946	75.657
5	13:05:26.937	1:03.958	20.686	23.749	19.523	84.412	74.981
6	13:06:30.771	1:03.834	20.613	23.745	19.476	84.412	75.828
7	13:07:34.689	1:03.918	20.536	23.836	19.546	84.839	74.897
8	13:08:39.076	1:04.387	20.889	23.878	19.620	84.518	76.086
9	13:09:43.125	1:04.049	20.582	23.633	19.834	85.815	73.907

#### (6) Jonny DREELAN

1	13:01:06.619			24.629	20.264	83.467	75.487
2	13:02:13.464	1:06.845	21.394	25.105	20.346	81.048	75.742
3	13:03:18.600	1:05.136	21.301	23.986	19.849	83.885	74.564
4	13:04:23.726	1:05.126	21.537	23.958	19.631	83.989	76.607
5	13:05:27.955	1:04.229	20.732	23.861	19.636	83.675	76.432
6	13:06:32.339	1:04.384	20.742	23.877	19.765	83.260	75.828
7	13:07:36.797	1:04.458	20.816	23.973	19.669	83.467	76.086
8	13:08:42.437	1:05.640	21.447	24.210	19.983	83.054	75.742
9	13:09:47.991	1:05.554	21.341	24.315	19.898	82.951	75.148

#### (30) Gordon LONG

1	13:01:07.294			24.854	20.233	83.571	75.317
2	13:02:15.318	1:08.024	21.526	26.545	19.953	83.467	75.914
3	13:03:20.956	1:05.638	21.338	23.948	20.352	84.946	74.730
4	13:04:25.708	1:04.752	20.761	23.936	20.055	84.839	75.487
5	13:05:29.952	1:04.244	21.075	23.572	19.597	83.157	76.000
6	13:06:33.687	1:03.735	20.588	23.581	19.566	83.885	76.172
7	13:07:37.558	1:03.871	20.602	23.723	19.546	83.780	76.432
8	13:08:42.796	1:05.238	21.309	24.122	19.807	84.200	76.870
9	13:09:48.344	1:05.548	21.594	23.932	20.022	84.946	76.519

#### (155) Mark DAWSON

1	13:01:07.547			25.059	19.635	82.341	75.914
2	13:02:14.595	1:07.048	21.434	25.821	19.793	81.146	75.487
3	13:03:19.852	1:05.257	21.015	24.185	20.057	83.157	74.647
4	13:04:25.433	1:05.581	21.194	24.471	19.916	83.780	74.981
5	13:05:31.569	1:06.136	22.070	24.300	19.766	82.951	75.742
6	13:06:36.528	1:04.959	21.089	24.224	19.646	82.442	76.000
7	13:07:41.237	1:04.709	20.778	24.311	19.620	81.938	75.828
8	13:08:46.668	1:05.431	20.873	24.659	19.899	82.039	73.262
9	13:09:52.341	1:05.673	21.690	24.368	19.615	82.240	75.317

#### (16) Craig DILLON

1	13:01:03.690			24.140	19.586	83.054	74.897
2	13:02:22.495	1:18.805	20.969	37.553	20.283	74.564	74.897
3	13:03:27.496	1:05.001	20.591	24.586	19.824	81.839	75.487
4	13:04:32.346	1:04.850	20.677	24.431	19.742	81.639	76.172
5	13:05:37.335	1:04.989	20.593	24.667	19.729	82.039	75.742
6	13:06:41.788	1:04.453	20.639	24.217	19.597	82.139	76.000
7	13:07:46.174	1:04.386	20.545	24.329	19.512	82.139	75.828
8	13:08:51.142	1:04.968	21.215	24.118	19.635	82.645	75.914
9	13:09:55.752	1:04.610	20.734	24.015	19.861	83.054	67.991

#### (4) Dominic WHEATLEY

1	13:01:03.787			19.642	84.946	76.694	
2	13:02:07.596	1:03.809	20.638	23.577	19.594	85.815	75.402
3	13:03:26.391	1:18.795	21.434	28.911	28.450	68.758	32.078
4	13:05:05.471	1:39.080	56.265	23.458	19.357	83.780	75.487
5	13:06:08.666	1:03.195	20.189	23.637	19.369	81.739	75.828
6	13:07:12.283	1:03.617	20.077	23.507	20.033	83.571	73.583
7	13:08:15.475	1:03.192	20.236	23.569	19.387	83.885	75.402
8	13:09:18.749	1:03.274	20.458	23.436	19.380	83.989	75.487
9	13:10:22.180	1:03.431	20.549	23.490	19.392	84.095	74.981

#### (96) Taelor SHAND

Clerk of the Course.

Sig : Time :

Chief Timekeeper : Ian Sharp (SMART Timing)

 Results available at [www.smart-timing.co.uk](http://www.smart-timing.co.uk) and [www.speedhive.com](http://www.speedhive.com)

Printed: 05/08/2018 13:12:36

Orbits



## SMRC Super Touring Car Festival

## Lapchart

Celtic Speed Mini Cooper Cup

Knockhill 1.267 miles

Race 12 - 2nd Race

05/08/2018 13:00

Race (9 Laps) started at 12:59:53

Competitors	Laps								
	1	2	3	4	5	6	7	8	9
Robbie DALGLEISH (91)	1	91	91	91	91	91	91	91	91
David SLEIGH (5)	2	5	5	5	5	5	5	5	5
Hannah CHAPMAN (8)	3	8	8	8	8	8	8	8	8
John DUNCAN (24)	4	24	24	24	24	24	24	24	24
Douglas SIMPSON (81)	5	81	81	81	81	81	81	81	81
Ashleigh MORRIS (77)	6	77	77	77	77	77	77	77	77
Craig BLAKE (95)	7	95	95	23	23	23	23	23	23
Michael WEDDELL (7)	8	7	7	95	7	95	7	7	7
Ian MUNRO (23)	9	23	23	7	95	7	26	26	26
Fiona KINDNESS (55)	10	55	55	55	55	26	55	55	55
William BLAKE (26)	11	26	4	26	26	55	52	52	52
Craig DILLON (16)	12	16	26	52	52	52	96	96	95
Dominic WHEATLEY (4)	13	4	52	21	96	96	95	95	21
Taelor SHAND (96)	14	96	21	96	21	21	21	21	44
Ross WILKINSON (21)	15	21	96	44	44	44	44	44	50
Simon HOLDERNESS (52)	16	52	44	6	50	50	50	50	6
Ross McCOLM (44)	17	44	6	50	6	6	6	6	30
Andrew BELL (50)	18	50	50	155	155	30	30	30	155
Jonny DREELAN (6)	19	6	155	30	30	155	155	155	16
Gordon LONG (30)	20	30	30	4	16	16	16	16	4
Mark DAWSON (155)	21	155	16	16	4	4	4	4	4

Margin of Victory	Avg. Speed	Best Lap Tm	Best Speed	Best Lap by
1.377	72.226	1:02.252	73.264	91 - Robbie DALGLEISH

Clerk of the Course.

Orbits

Sig : Time :  
 Chief Timekeeper : Ian Sharp (SMART Timing)  
 Results available at [www.smart-timing.co.uk](http://www.smart-timing.co.uk) and [www.speedhive.com](http://www.speedhive.com)



## SMRC Super Touring Car Festival


Celtic Speed Mini Cooper Cup

Knockhill 1.267 miles

Race 19 - 3rd Race

05/08/2018 16:25

Race (9 Laps)



Top 5 reversed

POLE POSITION

<b>2</b> 24 John DUNCAN	<b>1</b> 81 Douglas SIMPSON	<b>1</b>
<b>4</b> 5 David SLEIGH	<b>3</b> 8 Hannah CHAPMAN	<b>2</b>
<b>6</b> 77 Ashleigh MORRIS	<b>5</b> 91 Robbie DALGLEISH	<b>3</b>
<b>8</b> 7 Michael WEDDELL	<b>7</b> 23 Ian MUNRO	<b>4</b>
<b>10</b> 55 Fiona KINDNESS	<b>9</b> 26 William BLAKE	<b>5</b>
<b>12</b> 95 Craig BLAKE	<b>11</b> 52 Simon HOLDERNESS	<b>6</b>
<b>14</b> 44 Ross McCOLM	<b>13</b> 21 Ross WILKINSON	<b>7</b>
<b>16</b> 6 Jonny DREELAN	<b>15</b> 50 Andrew BELL	<b>8</b>
<b>18</b> 155 Mark DAWSON	<b>17</b> 30 Gordon LONG	<b>9</b>
<b>20</b> 4 Dominic WHEATLEY	<b>19</b> 16 Craig DILLON	<b>10</b>

Clerk of the Course.

Orbits

Sig : Time :

Chief Timekeeper : Ian Sharp (SMART Timing)

Results available at [www.smart-timing.co.uk](http://www.smart-timing.co.uk) and [www.speedhive.com](http://www.speedhive.com)



## SMRC Super Touring Car Festival

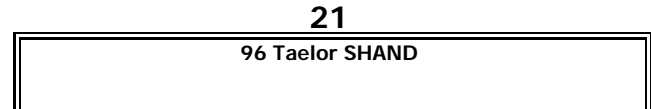

Celtic Speed Mini Cooper Cup

Knockhill 1.267 miles

Race 19 - 3rd Race

05/08/2018 16:25

Race (9 Laps)



11

Clerk of the Course.

Sig :                      Time :

Chief Timekeeper : Ian Sharp (SMART Timing)

Results available at [www.smart-timing.co.uk](http://www.smart-timing.co.uk) and [www.speedhive.com](http://www.speedhive.com)

Printed: 05/08/2018 13:25:33

Orbits





# Race Results



Bulletin No. \_\_\_\_\_

## SMRC Super Touring Car Festival

Sorted on Laps

Scottish Legends Championship

Knockhill 1.267 miles

Race 131- Heat 2 - AMENDED RESULT

05/08/2018 13:25

Race (8 Laps) started at 13:19:18

Pos	No.	Name	Make/Model	CC	Class Code	Laps	Total Tm	Diff	Best Tm	In Lap	2nd Best
1	37	Ivor GREENWOOD	Ford Coupe	1250	L	8	8:02.656		58.934	2	59.219
2	71	Ryan McLEISH	Ford Coupe	1250	L	8	8:02.890	0.234	59.361	4	59.423
3	15	Steven McGILL	Ford Coupe	1250	L	8	8:02.968	0.312	59.319	4	59.418
4	60	David NEWALL	Ford Coupe	1250	L	8	8:03.258	0.602	59.048	4	59.194
5	6	David HUNTER	Ford Coupe	1250	L	8	8:04.425	1.769	58.774	8	59.192
6	8	Jordan HODGSON	Ford Coupe	1250	L	8	8:05.285	2.629	59.236	7	59.493
7	75	Pino PALAZZO	Ford Sedan	1250	L	8	8:07.935	5.279	59.696	2	1:00.229
8	52	Stewart BLACK	Ford Coupe	1250	L	8	8:08.356	5.700	59.325	3	59.331
9	85	Mark BEATY	Ford Coupe	1250	L	8	8:08.551	5.895	59.565	3	1:00.157
10	5	Michael PAXTON	Ford Coupe	1250	L	8	8:10.673	8.017	59.840	5	1:00.077
11	17	Billy WAIT	37 Ford	1250	L	8	8:18.004	15.348	1:00.680	5	1:00.799
12	33	Kieran BEATY	Ford Coupe	1250	L	8	8:19.981	17.325	1:01.255	8	1:01.257
13	86	Jon CRITCHLOW	Chevy Sedan	1250	LR	8	8:25.740	23.084	1:01.063	2	1:01.679
14	1	John PATERSON	Ford Coupe	1250	L	8	8:37.897	35.241	58.948	3	59.503
15	16	John BUSHBY	Ford Coupe	1250	L	8	8:40.260	37.604	1:02.139	3	1:02.195
16	30	Mark FRENCH	Ford Coupe	1250	LR	8	8:48.138	45.482	1:04.602	7	1:04.741
<b>Not classified</b>											
DNF	7	Duncan VINCENT	Ford Coupe	1250	LT	2	2:03.625	DNF	58.786	2	1:02.923
DQ	22	Ben MASON	Chevy Sedan	1250	L	8	8:03.797	DQ	59.158	8	59.384
DQ	44	Colm O'SULLIVAN	Ford Coupe	1250	LR	8	8:53.384	DQ	1:00.783	8	1:00.993

### Announcements

16:00 AMENDED RESULT

Car No.22 - Disqualified - Yellow Flag infringement.

Car No.44 - Disqualified - Technical infringement.

Margin of Victory	Avg. Speed	Best Lap Tm	Best Speed	Best Lap by
0.234	75.596	58.774	77.600	6 - David HUNTER

Clerk of the Course.

Orbits

Sig : Time :

Chief Timekeeper : Ian Sharp (SMART Timing)

Results available at [www.smart-timing.co.uk](http://www.smart-timing.co.uk) and [www.speedhive.com](http://www.speedhive.com)

Printed: 05/08/2018 16:04:39





## SMRC Super Touring Car Festival

### Scottish Legends Championship

### Knockhill 1.267 miles

### Race 131- Heat 2 - AMENDED RESULT

**05/08/2018 13:25**

### Race (8 Laps) started at 13:19:18

Lap	Time of Day	Lap Tm	S1	S2	S3	S3Spd	SFSpd	Lap	Time of Day	Lap Tm	S1	S2	S3	S3Spd	SFSpd
<b>(37) Ivor GREENWOOD</b>															
1	13:20:22.976	<b>1:03.056</b>	23.139	22.413	17.504	98.398	93.076	3	13:22:26.875	<b>59.325</b>	19.110	22.489	17.726	99.272	94.252
2	13:21:21.910	<b>58.934</b>	19.103	<b>22.138</b>	17.693	99.714	93.595	4	13:23:26.206	<b>59.331</b>	19.207	<b>22.318</b>	17.806	99.419	93.726
3	13:22:21.345	<b>59.435</b>	19.193	22.481	17.761	95.459	93.205	5	13:24:26.406	<b>1:00.200</b>	19.702	22.824	<b>17.674</b>	97.117	91.677
4	13:23:20.798	<b>59.453</b>	19.167	22.563	17.723	95.323	93.857	6	13:25:26.498	<b>1:00.092</b>	19.264	22.633	18.195	99.714	93.595
5	13:24:22.648	<b>1:01.850</b>	19.304	22.971	19.575	95.731	90.077	7	13:26:26.775	<b>1:00.277</b>	19.476	22.962	17.839	96.419	92.562
6	13:25:21.867	<b>59.219</b>	19.601	22.187	<b>17.431</b>	<b>101.066</b>	<b>93.988</b>	8	13:27:27.109	<b>1:00.334</b>	19.722	22.748	17.864	95.323	91.055
7	13:26:21.936	<b>1:00.069</b>	19.661	22.347	18.061	96.005	93.335	<b>(85) Mark BEATY</b>							
8	13:27:21.409	<b>59.473</b>	<b>19.061</b>	22.626	17.786	96.281	92.818	1	13:20:22.962	<b>1:03.939</b>	23.240	22.588	18.111	95.459	91.802
<b>(71) Ryan McLEISH</b>															
1	13:20:22.677	<b>1:02.358</b>	22.486	22.102	17.770	97.824	92.562	2	13:21:23.596	<b>1:00.634</b>	19.877	22.861	17.896	96.005	91.802
2	13:21:22.155	<b>59.478</b>	<b>19.045</b>	22.377	18.056	96.836	<b>93.205</b>	3	13:22:23.161	<b>59.565</b>	<b>19.344</b>	<b>22.434</b>	<b>17.787</b>	<b>97.257</b>	92.308
3	13:22:21.950	<b>59.795</b>	19.729	22.298	17.768	96.419	90.564	4	13:23:23.318	<b>1:00.157</b>	19.420	22.768	17.969	95.595	90.809
4	13:23:21.311	<b>59.361</b>	19.106	22.271	17.984	97.117	90.442	5	13:24:24.915	<b>1:01.597</b>	19.996	23.770	17.831	95.731	92.308
5	13:24:21.453	<b>1:00.142</b>	19.113	22.848	18.181	96.976	89.002	6	13:25:25.619	<b>1:00.704</b>	19.453	22.447	18.804	<b>97.540</b>	91.928
6	13:25:21.424	<b>59.971</b>	19.445	22.617	17.909	93.595	90.077	7	13:26:26.529	<b>1:00.910</b>	19.371	23.461	18.078	95.323	<b>93.335</b>
7	13:26:22.220	<b>1:00.796</b>	20.489	22.187	18.120	<b>99.863</b>	90.932	8	13:27:27.304	<b>1:00.775</b>	19.740	22.959	18.076	94.120	92.054
8	13:27:21.643	<b>59.423</b>	19.705	<b>22.002</b>	<b>17.716</b>	97.967	91.928	<b>(5) Michael PAXTON</b>							
<b>(15) Steven McGILL</b>															
1	13:20:22.336	<b>1:03.338</b>	22.859	22.578	17.901	94.651	90.320	1	13:20:27.473	<b>1:05.239</b>	23.459	23.969	<b>17.811</b>	<b>98.833</b>	92.818
2	13:21:21.924	<b>59.588</b>	19.225	22.440	17.923	95.731	90.686	2	13:21:28.735	<b>1:01.262</b>	19.884	23.278	18.100	98.543	<b>92.947</b>
3	13:22:22.457	<b>1:00.533</b>	20.512	22.428	<b>17.593</b>	97.117	92.435	3	13:22:29.091	<b>1:00.356</b>	19.563	22.702	18.091	95.868	91.179
4	13:23:21.776	<b>59.319</b>	19.304	<b>22.243</b>	17.772	97.257	91.928	4	13:23:29.266	<b>1:00.175</b>	19.461	22.887	17.827	94.651	91.055
5	13:24:22.682	<b>1:00.906</b>	<b>19.157</b>	22.416	19.333	98.833	90.932	5	13:24:29.106	<b>59.840</b>	<b>19.231</b>	22.681	17.928	95.731	90.809
6	13:25:22.100	<b>59.418</b>	19.269	22.415	17.734	97.117	<b>93.335</b>	6	13:25:29.183	<b>1:00.077</b>	19.406	<b>22.644</b>	18.027	94.919	91.179
7	13:26:21.910	<b>59.810</b>	19.601	22.275	17.934	<b>99.714</b>	92.181	7	13:26:29.319	<b>1:00.136</b>	19.298	22.752	18.086	94.252	90.564
8	13:27:21.721	<b>59.811</b>	19.603	22.299	17.909	99.419	92.308	8	13:27:29.426	<b>1:00.107</b>	19.335	22.748	18.024	94.252	90.077
<b>(60) David NEWALL</b>															
1	13:20:25.040	<b>1:04.025</b>	23.333	23.106	17.586	98.111	93.988	<b>(17) Billy WAIT</b>							
2	13:21:24.234	<b>59.194</b>	19.433	<b>21.991</b>	17.770	<b>99.714</b>	<b>95.188</b>	1	13:20:27.093	<b>1:05.779</b>	23.756	23.686	18.337	97.824	<b>92.690</b>
3	13:22:24.280	<b>1:00.046</b>	19.507	22.581	17.958	99.714	93.076	2	13:21:29.099	<b>1:02.006</b>	20.116	23.544	18.346	<b>99.419</b>	92.562
4	13:23:23.328	<b>59.048</b>	19.321	22.160	17.567	99.566	93.205	3	13:22:29.898	<b>1:00.799</b>	19.980	<b>22.926</b>	<b>17.893</b>	95.595	90.932
5	13:24:22.765	<b>59.437</b>	<b>19.253</b>	22.525	17.659	97.540	93.465	4	13:23:31.036	<b>1:01.138</b>	<b>19.455</b>	23.369	18.314	91.303	90.077
6	13:25:22.301	<b>59.536</b>	19.870	22.168	<b>17.498</b>	99.419	93.988	5	13:24:31.716	<b>1:00.680</b>	19.548	23.019	18.113	94.785	89.716
7	13:26:22.259	<b>59.958</b>	20.071	22.330	17.557	96.143	94.120	6	13:25:32.583	<b>1:00.867</b>	19.677	23.212	17.978	94.252	90.564
8	13:27:22.011	<b>59.752</b>	19.840	22.304	17.608	97.824	93.205	7	13:26:33.981	<b>1:01.398</b>	19.506	23.191	18.701	93.335	89.836
<b>(6) David HUNTER</b>															
1	13:20:26.751	<b>1:04.992</b>	23.502	23.625	17.865	<b>101.066</b>	93.205	8	13:27:36.757	<b>1:02.776</b>	19.589	23.894	19.293	89.716	79.890
2	13:21:27.473	<b>1:00.722</b>	19.756	23.112	17.854	98.833	90.442	<b>(33) Kieran BEATY</b>							
3	13:22:26.729	<b>59.256</b>	18.976	22.443	17.837	97.257	93.595	1	13:20:26.986	<b>1:06.819</b>	24.446	23.467	18.906	<b>97.682</b>	91.677
4	13:23:25.977	<b>59.248</b>	19.176	22.250	17.822	99.863	<b>94.518</b>	2	13:21:28.691	<b>1:01.705</b>	20.153	23.145	18.407	96.281	<b>91.802</b>
5	13:24:25.658	<b>59.681</b>	<b>18.920</b>	22.462	18.299	97.399	94.120	3	13:22:31.127	<b>1:02.436</b>	20.397	23.436	18.603	97.380	87.380
6	13:25:25.212	<b>59.554</b>	19.187	22.344	18.023	100.914	92.562	4	13:23:32.637	<b>1:01.510</b>	19.663	23.407	18.440	95.053	89.120
7	13:26:24.404	<b>59.192</b>	19.275	22.243	17.674	97.257	92.562	5	13:24:34.906	<b>1:02.269</b>	20.127	23.707	18.435	93.335	89.836
8	13:27:23.178	<b>58.774</b>	19.029	<b>22.097</b>	<b>17.648</b>	97.824	92.054	6	13:25:36.163	<b>1:01.257</b>	19.738	23.141	18.378	93.595	89.477
<b>(8) Jordan HODGSON</b>															
1	13:20:26.139	<b>1:05.139</b>	23.920	23.270	17.949	98.979	93.595	7	13:26:37.479	<b>1:01.316</b>	<b>19.652</b>	<b>23.129</b>	18.535	91.928	90.320
2	13:21:25.958	<b>59.819</b>	19.193	22.353	18.273	98.398	<b>94.651</b>	8	13:27:38.734	<b>1:01.255</b>	19.801	23.191	<b>18.263</b>	92.562	88.884
3	13:22:25.451	<b>59.493</b>	19.401	<b>22.203</b>	17.889	99.566	94.252	<b>(86) Jon CRITCHLOW</b>							
4	13:23:25.491	<b>1:00.040</b>	19.259	22.885	17.896	97.967	93.465	1	13:20:28.848	<b>1:06.162</b>	23.365	24.720	<b>18.077</b>	95.323	89.002
5	13:24:24.989	<b>59.498</b>	<b>18.909</b>	22.808	17.781	98.254	94.252	2	13:21:29.911	<b>1:01.063</b>	<b>19.679</b>	<b>23.245</b>	18.139	95.595	90.320
6	13:25:25.306	<b>1:00.317</b>	19.514	22.500	18.303	<b>100.310</b>	94.120	3	13:22:31.590	<b>1:01.679</b>	19.968	23.519	18.192	<b>95.868</b>	<b>90.686</b>
7	13:26:24.542	<b>59.236</b>	19.353	22.465	<b>17.418</b>	98.979	94.252	4	13:23:33.406	<b>1:01.816</b>	20.141	23.360	18.315	94.120	87.952
8	13:27:24.038	<b>59.496</b>	19.127	22.699	17.670	96.558	93.076	5	13:24:35.929	<b>1:02.523</b>	20.266	23.736	18.521	93.726	89.836
<b>(75) Pino PALAZZO</b>															
1	13:20:24.353	<b>1:04.695</b>	23.406	23.465	17.824	<b>97.682</b>	92.181	6	13:25:38.455	<b>1:02.526</b>	19.919	23.902	18.705	91.677	88.068
2	13:21:24.049	<b>59.696</b>	19.510	<b>22.299</b>	17.887	97.399	<b>93.205</b>	7	13:26:40.936	<b>1:02.481</b>	20.170	23.839	18.472	91.055	88.068
3	13:22:24.278	<b>1:00.229</b>	19.489	22.494	18.246	97.117	91.179	8	13:27:44.493	<b>1:03.557</b>	20.369	24.533	18.655	89.836	83.260
4	13:23:24.546	<b>1:00.268</b>	19.714	22.886	<b>17.668</b>	97.540	92.818	<b>(1) John PATERSON</b>							
5	13:24:25.497	<b>1:00.951</b>	<b>19.191</b>	23.411	18.349	95.188	91.303	1	13:20:26.220	<b>1:04.921</b>	23.501	23.439	17.981	96.143	93.076
6	13:25:26.029	<b>1:00.532</b>	19.826	22.760	17.946	96.836	92.435	2	13:21:25.723	<b>59.503</b>	19.271	22.484	17.748	98.398	92.435
7	13:26:26.366	<b>1:00.337</b>	19.450	22.889	17.998	95.188	91.303	3	13:22:24.671	<b>58.948</b>	<b>19.128</b>	<b>22.030</b>	17.790	98.254	<b>94.120</b>
8	13:27:26.688	<b>1:00.322</b>	19.573	22.629	18.120	94.385	89.957	4	13:23:25.796						



## SMRC Super Touring Car Festival

Scottish Legends Championship

Knockhill 1.267 miles

Race 131- Heat 2 - AMENDED RESULT

05/08/2018 13:25

Race (8 Laps) started at 13:19:18

Lap	Time of Day	Lap Tm	S1	S2	S3	S3Spd	SFSpd	Lap	Time of Day	Lap Tm	S1	S2	S3	S3Spd	SFSpd
7	13:26:56.818	<b>1:02.718</b>	20.283	23.877	18.558	91.427	87.837								
8	13:27:59.013	<b>1:02.195</b>	19.893	23.783	18.519	91.427	87.266								
<b>(30) Mark FRENCH</b>															
1	13:20:31.004	<b>1:07.795</b>	23.308	25.337	<b>19.150</b>	<b>89.120</b>	82.747								
2	13:21:35.745	<b>1:04.741</b>	<b>20.538</b>	24.607	19.596	85.815	83.675								
3	13:22:41.665	<b>1:05.920</b>	21.225	25.257	19.438	87.380	<b>83.780</b>								
4	13:23:47.516	<b>1:05.851</b>	20.988	24.872	19.991	86.368	82.240								
5	13:24:52.681	<b>1:05.165</b>	21.109	<b>24.507</b>	19.549	87.380	82.645								
6	13:25:57.520	<b>1:04.839</b>	20.679	24.589	19.571	86.146	83.054								
7	13:27:02.122	<b>1:04.602</b>	20.629	24.566	19.407	85.706	83.157								
8	13:28:06.891	<b>1:04.769</b>	20.655	24.716	19.398	85.270	82.139								
<b>(7) Duncan VINCENT</b>															
1	13:20:23.592	<b>1:02.923</b>	22.607	22.827	<b>17.489</b>	98.398	93.726								
2	13:21:22.378	<b>58.786</b>	<b>19.097</b>	<b>21.960</b>	17.729	<b>99.419</b>	<b>95.188</b>								
<b>(22) Ben MASON</b>															
1	13:20:24.449	<b>1:03.769</b>	23.215	22.701	17.853	99.714	<b>93.595</b>								
2	13:21:24.469	<b>1:00.020</b>	19.680	<b>22.092</b>	18.248	96.558	93.335								
3	13:22:24.542	<b>1:00.073</b>	19.516	22.447	18.110	<b>100.310</b>	92.690								
4	13:23:24.235	<b>59.693</b>	19.494	22.353	17.846	96.143	91.055								
5	13:24:24.549	<b>1:00.314</b>	<b>19.224</b>	23.036	18.054	93.988	89.836								
6	13:25:23.933	<b>59.384</b>	19.348	22.215	17.821	95.868	90.809								
7	13:26:23.392	<b>59.459</b>	19.304	22.270	17.885	95.731	90.320								
8	13:27:22.550	<b>59.158</b>	19.244	22.095	<b>17.819</b>	96.419	91.055								
<b>(44) Colm O'SULLIVAN</b>															
1	13:20:27.685	<b>1:05.353</b>	23.419	24.047	<b>17.887</b>	<b>98.979</b>	<b>91.928</b>								
2	13:21:29.329	<b>1:01.644</b>	19.866	23.480	18.298	96.281	90.564								
3	13:22:30.786	<b>1:01.457</b>	20.166	23.237	18.054	94.518	89.358								
4	13:24:07.845	<b>1:37.059</b>	<b>19.756</b>	23.395	53.908	93.988	78.032								
5	13:25:09.337	<b>1:01.492</b>	20.526	<b>22.793</b>	18.173	91.677	87.153								
6	13:26:10.361	<b>1:01.024</b>	19.954	22.814	18.256	91.055	87.608								
7	13:27:11.354	<b>1:00.993</b>	19.834	22.864	18.295	91.179	87.266								
8	13:28:12.137	<b>1:00.783</b>	19.811	22.799	18.173	91.055	87.722								

Clerk of the Course.

Sig : Time :  
 Chief Timekeeper : Ian Sharp (SMART Timing)  
 Results available at [www.smart-timing.co.uk](http://www.smart-timing.co.uk) and [www.speedhive.com](http://www.speedhive.com)

Printed: 05/08/2018 16:05:19

Orbits





## SMRC Super Touring Car Festival

## Lapchart

Scottish Legends Championship

Knockhill 1.267 miles

Race 131- Heat 2

05/08/2018 13:25

Race (8 Laps) started at 13:19:18

Competitors	Laps									
	0	1	2	3	4	5	6	7	8	
Steven McGILL (15)	1	15	15	37	37	37	71	71	15	37
Mark BEATY (85)	2	85	71	15	71	71	37	37	37	71
John BUSHBY (16)	3	16	85	71	15	15	15	15	71	15
Pino PALAZZO (75)	4	75	37	7	85	85	60	60	60	60
Ivor GREENWOOD (37)	5	37	7	85	75	60	22	22	22	22
Kieran BEATY (33)	6	33	75	75	60	22	85	6	6	6
Ryan McLEISH (71)	7	71	22	60	22	75	8	8	8	8
Duncan VINCENT (7)	8	7	60	22	1	8	75	85	75	75
Ben MASON (22)	9	22	16	1	8	1	6	75	85	52
Jordan HODGSON (8)	10	8	8	8	6	6	1	1	52	85
David NEWALL (60)	11	60	1	6	52	52	52	52	5	5
John PATERSON (1)	12	1	6	52	5	5	5	5	17	17
Billy WAIT (17)	13	17	33	16	17	17	17	17	1	33
David HUNTER (6)	14	6	52	33	16	33	33	33	33	86
Stewart BLACK (52)	15	52	17	5	44	86	86	86	86	1
Michael PAXTON (5)	16	5	5	17	33	16	16	16	16	16
Colm O'SULLIVAN (44)	17	44	44	44	86	30	30	30	30	30
Jon CRITCHLOW (86)	18	86	86	86	30	44	44	44	44	44
Mark FRENCH (30)	19	30	30	30						

Margin of Victory	Avg. Speed	Best Lap Tm	Best Speed	Best Lap by
0.234	75.596	58.774	77.600	6 - David HUNTER

Clerk of the Course.

Orbits

Sig : Time :  
 Chief Timekeeper : Ian Sharp (SMART Timing)  
 Results available at [www.smart-timing.co.uk](http://www.smart-timing.co.uk) and [www.speedhive.com](http://www.speedhive.com)



**SMRC Super Touring Car Festival**
**Sorted on Laps**
**SMTC Fiesta and Hot Hatch / BMW Championship**
**Knockhill 1.267 miles**
**Race 14 - 3rd Race**
**05/08/2018 13:50**
**Race (12 Laps) started at 13:42:10**

Pos	No.	Name	Make/Model	CC	Class Code	Laps	Total Tm	Diff	Best Tm	In Lap	2nd Best
1	1	Wayne MacCAULAY	Ford Fiesta ST	2000	ST	12	12:26.347		1:01.461	5	1:01.562
2	85	Blair MURDOCH	Ford Fiesta ST	2000	ST	12	12:29.861	3.514	1:01.785	2	1:01.826
3	37	Russell MORGAN	Ford Fiesta ST	2000	ST	12	12:40.631	14.284	1:02.418	3	1:02.871
4	33	Ryan STIRLING	Ford Fiesta ST	2000	Guest	12	12:42.924	16.577	1:02.587	5	1:02.597
5	3	Stewart SCOTT	Ford Fiesta ST	2000	ST	12	12:44.676	18.329	1:02.872	8	1:03.011
6	5	Lorn MURRAY	Ford Fiesta ST	2000	ST	12	12:48.438	22.091	1:02.603	10	1:02.855
7	19	Aiden WARD	Ford Fiesta ST	2000	ST	12	12:50.721	24.374	1:02.821	10	1:03.059
8	54	Nicholas FORSYTH	Ford Fiesta ST	2000	ST	12	12:51.093	24.746	1:03.146	11	1:03.196

Margin of Victory	Avg. Speed	Best Lap Tm	Best Speed	Best Lap by
3.514	73.331	1:01.461	74.207	1 - Wayne MacCAULAY

Clerk of the Course.

Orbits

Sig : Time :

Chief Timekeeper : Ian Sharp (SMART Timing)

 Results available at [www.smart-timing.co.uk](http://www.smart-timing.co.uk) and [www.speedhive.com](http://www.speedhive.com)

Printed: 05/08/2018 13:58:14



## SMRC Super Touring Car Festival

**SMTC Fiesta and Hot Hatch / BMW Championship**
**Knockhill 1.267 miles**
**Race 14 - 3rd Race**
**05/08/2018 13:50**
**Race (12 Laps) started at 13:42:10**

Lap	Time of Day	Lap Tm	S1	S2	S3	S3Spd	SFSpd	Lap	Time of Day	Lap Tm	S1	S2	S3	S3Spd	SFSpd
<b>(1) Wayne MacCAULAY</b>															
1	13:43:14.994			23.245	18.865	88.884	81.244	3	13:45:28.544	<b>1:04.580</b>	21.039	24.447	19.094	89.239	<b>80.658</b>
2	13:44:16.600	<b>1:01.606</b>	19.974	<b>23.011</b>	18.621	<b>90.077</b>	<b>81.441</b>	4	13:46:31.632	<b>1:03.088</b>	20.532	23.492	19.064	89.358	79.417
3	13:45:18.162	<b>1:01.562</b>	19.963	23.020	<b>18.579</b>	89.957	81.146	5	13:47:34.546	<b>1:02.914</b>	20.322	23.580	19.012	89.477	80.272
4	13:46:20.083	<b>1:01.921</b>	19.817	23.461	18.643	89.596	80.950	6	13:48:37.851	<b>1:03.305</b>	20.401	23.874	19.030	87.380	79.606
5	13:47:21.544	<b>1:01.461</b>	<b>19.691</b>	23.027	18.743	89.358	80.272	7	13:49:41.949	<b>1:04.098</b>	20.645	24.276	19.177	87.494	80.368
6	13:48:23.117	<b>1:01.573</b>	19.857	23.045	18.671	89.239	80.658	8	13:50:45.311	<b>1:03.362</b>	20.578	23.760	19.024	<b>89.836</b>	79.890
7	13:49:24.853	<b>1:01.736</b>	19.746	23.074	18.916	89.120	79.700	9	13:51:50.133	<b>1:04.822</b>			18.997	87.494	78.672
8	13:50:26.763	<b>1:01.910</b>	19.788	23.069	19.053	89.002	79.511	10	13:52:52.736	<b>1:02.603</b>		23.290	18.974	87.952	78.214
9	13:51:28.924	<b>1:02.161</b>	19.882	23.258	19.021	88.649	79.606	11	13:53:55.620	<b>1:02.884</b>	20.528	23.383	<b>18.973</b>	88.767	78.032
10	13:52:31.133	<b>1:02.209</b>	19.927	23.342	18.940	88.532	80.176	12	13:54:58.475	<b>1:02.855</b>	20.525	<b>23.257</b>	19.073	88.884	77.941
11	13:53:33.497	<b>1:02.364</b>	20.018	23.305	19.041	88.649	79.136	<b>(19) Aiden WARD</b>							
12	13:54:36.384	<b>1:02.887</b>	20.160	23.447	19.280	88.532	73.502	1	13:43:19.245			24.348	<b>18.877</b>	90.077	<b>81.938</b>
<b>(85) Blair MURDOCH</b>															
1	13:43:15.234			23.157	18.848	<b>90.564</b>	<b>82.645</b>	2	13:44:23.431	<b>1:04.186</b>	21.463	23.511	19.212	<b>90.932</b>	80.755
2	13:44:17.019	<b>1:01.785</b>	19.975	23.058	18.752	90.442	81.343	3	13:45:28.750	<b>1:05.319</b>	21.566	24.594	19.159	88.884	78.765
3	13:45:18.845	<b>1:01.826</b>	19.923	23.044	18.859	90.077	80.853	4	13:46:32.201	<b>1:03.451</b>	20.580	23.673	19.198	89.477	77.313
4	13:46:20.691	<b>1:01.846</b>	19.876	23.224	<b>18.746</b>	90.198	80.853	5	13:47:35.631	<b>1:03.430</b>	20.637	23.638	19.155	88.416	77.402
5	13:47:22.646	<b>1:01.955</b>	<b>19.797</b>	23.231	18.927	89.120	81.048	6	13:48:39.250	<b>1:03.619</b>	20.513	24.018	19.088	87.608	79.323
6	13:48:24.544	<b>1:01.898</b>	19.975	23.101	18.822	90.077	80.853	7	13:49:42.773	<b>1:03.523</b>	20.466	23.921	19.136	87.837	79.230
7	13:49:26.831	<b>1:02.287</b>	20.000	23.288	18.999	88.884	80.465	8	13:50:45.832	<b>1:03.059</b>	<b>20.373</b>	23.519	19.167	89.239	77.941
8	13:50:29.809	<b>1:02.978</b>	20.401	23.545	19.032	88.767	80.950	9	13:51:50.650	<b>1:04.818</b>	20.908	24.692	19.218	87.722	78.765
9	13:51:31.961	<b>1:02.152</b>	20.017	23.181	18.954	89.358	80.950	10	13:52:53.471	<b>1:02.821</b>	20.402	<b>23.453</b>	18.966	88.649	78.397
10	13:52:34.904	<b>1:02.943</b>	20.201	23.379	19.363	89.596	79.795	11	13:53:56.737	<b>1:03.266</b>	20.464	23.649	19.153	88.416	78.765
11	13:53:37.162	<b>1:02.258</b>	20.241	<b>23.031</b>	18.986	89.477	80.853	12	13:55:00.758	<b>1:04.021</b>	20.698	23.954	19.369	87.722	79.606
12	13:54:39.898	<b>1:02.736</b>	20.250	23.241	19.245	88.649	80.368	<b>(54) Nicholas FORSYTH</b>							
<b>(37) Russell MORGAN</b>															
1	13:43:16.195			<b>23.284</b>	<b>18.799</b>	<b>89.358</b>	<b>80.755</b>	1	13:43:18.835			24.380	18.923	89.836	<b>82.039</b>
2	13:44:19.066	<b>1:02.871</b>	20.325	23.661	18.885	88.532	80.368	2	13:44:22.837	<b>1:04.002</b>	21.067	23.705	19.230	89.836	81.048
3	13:45:21.484	<b>1:02.418</b>	<b>20.085</b>	23.456	18.877	88.649	80.081	3	13:45:27.291	<b>1:04.454</b>	21.648	23.883	18.923	<b>89.957</b>	81.938
4	13:46:24.461	<b>1:02.977</b>	20.219	23.771	18.987	87.494	79.230	4	13:46:30.638	<b>1:03.347</b>	20.715	23.784	18.848	89.358	81.540
5	13:47:27.526	<b>1:03.065</b>	20.116	23.609	19.340	87.837	76.432	5	13:47:33.918	<b>1:03.280</b>	20.730	23.775	<b>18.775</b>	89.120	81.540
6	13:48:30.667	<b>1:03.141</b>	20.477	23.552	19.112	87.722	78.765	6	13:48:37.426	<b>1:03.508</b>	<b>20.588</b>	23.900	19.020	87.608	80.950
7	13:49:33.624	<b>1:02.957</b>	20.379	23.428	19.150	87.837	78.765	7	13:49:41.548	<b>1:04.122</b>	20.790	24.314	19.018	88.299	81.048
8	13:50:37.642	<b>1:04.018</b>	20.778	23.882	19.358	86.479	78.672	8	13:50:45.607	<b>1:04.059</b>	20.680	23.680	19.699	89.002	69.470
9	13:51:40.857	<b>1:03.215</b>	20.462	23.673	19.080	87.494	78.950	9	13:51:50.935	<b>1:05.328</b>	21.744	24.471	19.113	89.836	81.540
10	13:52:44.050	<b>1:03.193</b>	20.376	23.798	19.019	87.837	78.672	10	13:52:54.131	<b>1:03.196</b>	20.992	<b>23.428</b>	18.776	89.836	80.465
11	13:53:47.220	<b>1:03.170</b>	20.547	23.443	19.180	88.183	78.214	11	13:53:57.277	<b>1:03.146</b>	20.612	23.702	18.832	89.836	81.146
12	13:54:50.668	<b>1:03.448</b>	20.508	23.834	19.106	87.380	78.580	12	13:55:01.130	<b>1:03.853</b>	20.934	23.871	19.048	89.358	81.244
<b>(33) Ryan STIRLING</b>															
1	13:43:20.009				18.946	89.596	<b>83.260</b>								
2	13:44:23.122	<b>1:03.113</b>	20.406	23.485	19.222	90.077	81.739								
3	13:45:26.711	<b>1:03.589</b>	20.910	23.694	18.985	89.957	82.039								
4	13:46:29.308	<b>1:02.597</b>	20.216	<b>23.332</b>	19.049	<b>90.442</b>	81.540								
5	13:47:31.895	<b>1:02.587</b>	20.127	23.621	<b>18.839</b>	88.532	82.039								
6	13:48:34.868	<b>1:02.973</b>	<b>20.118</b>	23.779	19.076	89.596	81.938								
7	13:49:37.904	<b>1:03.036</b>	20.416	23.589	19.031	90.077	81.839								
8	13:50:40.580	<b>1:02.676</b>	20.215	23.552	18.909	90.442	82.240								
9	13:51:43.543	<b>1:02.963</b>	20.340	23.609	19.014	89.477	82.039								
10	13:52:46.785	<b>1:03.242</b>			19.436	90.320	78.765								
11	13:53:49.748	<b>1:02.963</b>		23.405	19.088	90.198	82.039								
12	13:54:52.961	<b>1:03.213</b>	20.588	23.485	19.140	90.442	79.700								
<b>(3) Stewart SCOTT</b>															
1	13:43:18.696			24.324	19.122	85.487	80.081								
2	13:44:21.782	<b>1:03.086</b>	20.267	23.831	18.988	89.120	79.985								
3	13:45:25.138	<b>1:03.356</b>	20.319	23.952	19.085	88.183	80.176								
4	13:46:28.336	<b>1:03.198</b>	20.415	23.808	18.975	88.649	79.985								
5	13:47:32.463	<b>1:04.127</b>	20.415	24.382	19.330	87.380	<b>81.146</b>								
6	13:48:35.474	<b>1:03.011</b>	20.245	<b>23.634</b>	19.132	<b>89.358</b>	80.272								
7	13:49:38.597	<b>1:03.123</b>	20.360	23.662	19.101	89.239	80.081								
8	13:50:41.469	<b>1:02.872</b>	<b>20.229</b>	23.698	<b>18.945</b>	88.767	80.368								
9	13:51:44.749	<b>1:03.280</b>	20.322	23.856	19.102	88.649	80.081								
10	13:52:47.900	<b>1:03.151</b>	20.345	23.717	19.089	88.649	79.700								
11	13:53:50.989	<b>1:03.089</b>	20.406	23.680	19.003	88.649	79.795								
12	13:54:54.713	<b>1:03.724</b>	20.502	23.821	19.401	89.120	78.672								
<b>(5) Lorn MURRAY</b>															
1	13:43:20.915			25.302	19.112	86.146	80.081								
2	13:44:23.964	<b>1:03.049</b>	<b>20.165</b>	23.629	19.255	89.716	79.417								

**Clerk of the Course.**

 Sig : \_\_\_\_\_ Time : \_\_\_\_\_  
 Chief Timekeeper : Ian Sharp (SMART Timing)

 Results available at [www.smart-timing.co.uk](http://www.smart-timing.co.uk) and [www.speedhive.com](http://www.speedhive.com)

Printed: 05/08/2018 13:59:08

**Orbits**


## SMRC Super Touring Car Festival

## Lapchart

**SMTC Fiesta and Hot Hatch / BMW Championship**
**Knockhill 1.267 miles**
**Race 14 - 3rd Race**
**05/08/2018 13:50**
**Race (12 Laps) started at 13:42:10**

Competitors	Laps											
	1	2	3	4	5	6	7	8	9	10	11	12
Wayne MacCAULAY (1)	1	1	1	1	1	1	1	1	1	1	1	1
Blair MURDOCH (85)	2	85	85	85	85	85	85	85	85	85	85	85
Russell MORGAN (37)	3	37	37	37	37	37	37	37	37	37	37	37
Stewart SCOTT (3)	4	3	3	3	33	33	33	33	33	33	33	33
Nicholas FORSYTH (54)	5	54	54	33	33	3	3	3	3	3	3	3
Aiden WARD (19)	6	19	33	54	54	54	54	5	5	5	5	5
Ryan STIRLING (33)	7	33	19	5	5	5	5	54	19	19	19	19
Lorn MURRAY (5)	8	5	5	19	19	19	19	19	54	54	54	54

Margin of Victory	Avg. Speed	Best Lap Tm	Best Speed	Best Lap by
3.514	73.331	1:01.461	74.207	1 - Wayne MacCAULAY

**Clerk of the Course.**
**Orbits**

 Sig : \_\_\_\_\_ Time : \_\_\_\_\_  
 Chief Timekeeper : Ian Sharp (SMART Timing)

 Results available at [www.smart-timing.co.uk](http://www.smart-timing.co.uk) and [www.speedhive.com](http://www.speedhive.com)

Printed: 05/08/2018 13:59:40



## Scottish Fiesta ST Championship



Pos	Car No.	Name	Knockhill		Knockhill AC		Anglesay		Knockhill		Knockhill			Knockhill AC		Knockhill		Total	Diff
			1	2	3	4	5	6	7	8	9	10	11	12	12a	14	15		
1	1	Wayne MacCAULAY	7	25	25	25	42	35	25	25	25	25	25					284	
2	85	Blair MURDOCH	10	9	20	14	55	26	16	16	20	20	20					226	-58
3	5	Lorn MURRAY	8	5	9	9	39	19	12	12	10	12	12					147	-79
4	3	Stewart SCOTT			10	10	40	24	14	9	16	9	14					146	-1
5	61	Peter CRUICKSHANK	25	16			46	20	10	14								131	-15
6	37	Russell MORGAN	20	14	12	12					12	16	16					102	-29
7	95	Paul CURTIS					50	30	DNF	8								88	-14
8	24	Steven GRAY	12	8			44	22										86	-2
9	27	Cameron BRYANT	16	20	16	20												72	-14
10	14	John BALFOUR	DNF	10	14	16	20	DNS										60	-12
11	19	Aiden WARD	9	6					8	7	DNF	10	10					50	-10
12	18	Barry FARQUHARSON							20	20								40	-10
13	54	Nicholas FORSYTH									14	14	9					37	-3
14=	3	Ryan STIRLING	14	12														26	-11
14=	55	Stephen WARD	DNF	7					9	10								26	0
16	98	Gordon HASTON			8	8												16	-10



# Race Results



Bulletin No. \_\_\_\_\_

## SMRC Super Touring Car Festival

Sorted on Laps

HSCC Super Touring Car Championship

Knockhill 1.267 miles

Race 15 - 2nd Race

05/08/2018 14:35

Race (12 Laps) started at 14:36:23

Pos	No.	Name	Make/Model	CC	Class Code	Laps	Total Tm	Diff	Best Tm	In Lap	2nd Best
1	98	John CLELAND	Vauxhall Vectra	1998	ST1	12	11:26.104		56.408	12	56.510
2	4	Allister McMILLAN	Nissan Primera	1999	ST2	12	11:59.239	33.135	59.256	2	59.324
3	44	Scott TOLLAN	Ford Focus	2000		11	11:32.604	1 Lap	59.837	4	1:00.709
4	23	Conrad MURRAY	Ford Focus	2000		11	11:32.952	1 Lap	58.260	10	58.779

### Not classified

DNF	27	Allan SCOTT	Mazda 323F	2000	ST2		2.650	DNF		0	
DNS	28	Jason HUGHES	MG ZF	2000	ST1			DNS		0	
DNS	59	Gary WAIT	Ford Sierra Cosworth	2000				DNS		0	
DNS	19	Graham WAIT	Ford Sierra Cosworth	2000T				DNS		0	

Margin of Victory	Avg. Speed	Best Lap Tm	Best Speed	Best Lap by
33.135	79.769	56.408	80.854	98 - John CLELAND

Clerk of the Course.

Orbits

Sig : Time :  
Chief Timekeeper : Ian Sharp (SMART Timing)

Results available at [www.smart-timing.co.uk](http://www.smart-timing.co.uk) and [www.speedhive.com](http://www.speedhive.com)

Printed: 05/08/2018 14:50:28







## SMRC Super Touring Car Festival

### HSCC Super Touring Car Championship

Knockhill 1.267 miles

### Race 15 - 2nd Race

05/08/2018 14:35

### Race (12 Laps) started at 14:36:23

Lap	Time of Day	Lap Tm	S1	S2	S3	S3Spd	SFSpd	Lap	Time of Day	Lap Tm	S1	S2	S3	S3Spd	SFSpd
<b>(98) John CLELAND</b>															
1	14:37:23.856	<b>59.652</b>	21.023	21.542	17.087	102.926	101.066								
2	14:38:20.393	<b>56.537</b>	18.451	<b>21.074</b>	17.012	103.561	100.011								
3	14:39:17.338	<b>56.945</b>	18.454	21.417	17.074	107.030	99.272								
4	14:40:14.437	<b>57.099</b>	18.492	21.364	17.243	106.859	97.682								
5	14:41:12.196	<b>57.759</b>	18.773	21.741	17.245	107.201	98.979								
6	14:42:09.544	<b>57.348</b>	18.701	21.556	17.091	107.717	99.125								
7	14:43:06.365	<b>56.821</b>	18.635	21.295	<b>16.891</b>	107.717	100.611								
8	14:44:02.875	<b>56.510</b>	18.401	21.128	16.981	108.064	101.066								
9	14:44:59.669	<b>56.794</b>	18.184	21.509	17.101	<b>108.941</b>	<b>101.371</b>								
10	14:45:56.562	<b>56.893</b>	18.774	21.175	16.944	108.413	99.863								
11	14:46:53.569	<b>57.007</b>	18.554	21.426	17.027	104.529	100.161								
12	14:47:49.977	<b>56.408</b>	<b>18.145</b>	21.240	17.023	107.030	100.161								
<b>(4) Allister McMILLAN</b>															
1	14:37:23.601	<b>59.324</b>			<b>16.962</b>	<b>104.366</b>	94.252								
2	14:38:22.857	<b>59.256</b>			17.823	99.272	94.785								
3	14:39:22.705	<b>59.848</b>			17.798	101.218	95.188								
4	14:40:23.089	<b>1:00.384</b>			18.023	100.762	96.005								
5	14:41:22.485	<b>59.396</b>			17.542	100.762	96.419								
6	14:42:22.262	<b>59.777</b>			17.738	102.298	96.419								
7	14:43:23.293	<b>1:01.031</b>			18.340		93.595								
8	14:44:22.751	<b>59.458</b>			17.880	102.768	95.459								
9	14:45:22.815	<b>1:00.064</b>			18.141	99.863	95.731								
10	14:46:22.566	<b>59.751</b>			17.996	97.399	94.385								
11	14:47:22.951	<b>1:00.385</b>			17.913	99.863	94.785								
12	14:48:23.112	<b>1:00.161</b>			18.072	100.914	<b>96.976</b>								
<b>(44) Scott TOLLAN</b>															
1	14:37:35.998	<b>1:09.971</b>	20.828	30.209	18.934	89.120	96.419								
2	14:38:39.925	<b>1:03.927</b>	20.799	24.693	18.435	100.011	95.731								
3	14:39:43.568	<b>1:03.643</b>	20.824	24.421	18.398	102.454	98.254								
4	14:40:43.405	<b>59.837</b>	<b>19.703</b>	<b>22.481</b>	<b>17.653</b>	<b>105.349</b>	98.398								
5	14:41:45.110	<b>1:01.705</b>	20.546	23.025	18.134	102.142	95.323								
6	14:42:47.638	<b>1:02.528</b>	20.725	23.335	18.468	101.218	97.540								
7	14:43:49.688	<b>1:02.050</b>	20.337	23.358	18.355	102.454	96.697								
8	14:44:52.748	<b>1:03.060</b>	20.632	23.850	18.578	102.926	96.419								
9	14:45:54.662	<b>1:01.914</b>	20.562	23.530	17.822	103.084	97.540								
10	14:46:55.768	<b>1:01.106</b>	19.750	23.188	18.168	104.529	95.731								
11	14:47:56.477	<b>1:00.709</b>	19.812	23.221	17.676	105.184	<b>99.272</b>								
<b>(23) Conrad MURRAY</b>															
1	14:37:52.956	<b>1:27.654</b>	20.714	49.421	17.519	96.005	<b>103.882</b>								
2	14:38:51.963	<b>59.007</b>	19.462	22.476	17.069	104.366	103.882								
3	14:40:02.192	<b>1:10.229</b>	19.446	22.655	28.128	108.413	102.298								
4	14:41:02.522	<b>1:00.330</b>	20.024	23.165	17.141	106.183	102.142								
5	14:42:02.026	<b>59.504</b>	20.008	22.140	17.356	<b>110.374</b>	102.611								
6	14:43:01.042	<b>59.016</b>	19.784	22.301	<b>16.931</b>	110.374	102.454								
7	14:44:00.375	<b>59.333</b>	19.683	22.416	17.234	108.238	102.611								
8	14:44:59.154	<b>58.779</b>	19.514	22.180	17.085	106.015	101.987								
9	14:45:58.357	<b>59.203</b>	19.767	22.316	17.120	109.118	102.454								
10	14:46:56.617	<b>58.260</b>	<b>19.124</b>	<b>21.955</b>	17.181	110.374	102.298								
11	14:47:56.825	<b>1:00.208</b>	19.304	23.020	17.884	107.372	101.524								

Clerk of the Course.

Sig : Time :  
 Chief Timekeeper : Ian Sharp (SMART Timing)  
 Results available at [www.smart-timing.co.uk](http://www.smart-timing.co.uk) and [www.speedhive.com](http://www.speedhive.com)  
 Printed: 05/08/2018 14:50:52

Orbits





## SMRC Super Touring Car Festival

## Lapchart

HSCC Super Touring Car Championship

Knockhill 1.267 miles

Race 15 - 2nd Race

05/08/2018 14:35

Race (12 Laps) started at 14:36:23

Competitors	Laps													
	0	1	2	3	4	5	6	7	8	9	10	11	12	
John CLELAND (98)	1	98	4	98	98	98	98	98	98	98	98	98	98	98
Allister McMILLAN (4)	2	4	98	4	4	4	4	4	4	4	4	4	4	4
Conrad MURRAY (23)	3	23	44	44	44	44	44	44	44	44	44	44	44	44
Scott TOLLAN (44)	4	44	23	23	23	23	23	23	23	23	23	23	23	23
Allan SCOTT (27)	5	27												
-	6													
-	7													
-	8													

Margin of Victory	Avg. Speed	Best Lap Tm	Best Speed	Best Lap by
33.135	79.769	56.408	80.854	98 - John CLELAND

Clerk of the Course.

Orbits

Sig : Time :  
 Chief Timekeeper : Ian Sharp (SMART Timing)  
 Results available at [www.smart-timing.co.uk](http://www.smart-timing.co.uk) and [www.speedhive.com](http://www.speedhive.com)





# Race Results



Bulletin No. \_\_\_\_\_

## SMRC Super Touring Car Festival

Sorted on Laps

Scottish Classic Sports & Saloon Championship

Knockhill 1.267 miles

Race 16 - 3rd Race

05/08/2018 15:10

Race (12 Laps) started at 15:00:22

Pos	No.	Name	Make/Model	CC	Class Code	Laps	Total Tm	Diff	Best Tm	In Lap	2nd Best
1	77	Tommy GILMARTIN	Morgan +8	3900	CE	12	11:54.848		58.465	9	58.664
2	49	Raymond BOYD	Porsche 911	2998	CE	12	11:56.470	1.622	58.837	11	58.977
3	78	Andrew GRAHAM	Triumph TR8	3900	CE	12	12:01.756	6.908	58.478	8	58.669
4	57	Bruce MITCHELL	Lotus Europa TC	1760	CB	12	12:05.223	10.375	59.240	6	59.398
5	35	Ian BLACKLIN	Ford Capri	3000	CD	12	12:36.078	41.230	1:01.664	7	1:01.826
6	21	Jimmy CROW	Ford Escort	2000	CB	12	12:36.376	41.528	1:01.644	7	1:01.814
7	27	Mario FERRARI	Alfa Sprint Trofeo	1498	CA	12	12:41.328	46.480	1:02.354	5	1:02.410
8	20	William CONWAY	Mini Clubman GT	1380	CA	11	11:55.718	1 Lap	1:03.069	6	1:03.100
9	10	Andy WALKER	Mallock Type R	1600	CG	11	11:56.287	1 Lap	1:02.573	2	1:02.729
10	68	Roderick JACK	Lotus Elan	1558	Guest	11	12:03.615	1 Lap	1:03.995	5	1:04.057
11	5	Michael LONGSTAFFE	MG Midget	1380	CA	11	12:10.123	1 Lap	1:04.211	6	1:04.520
12	33	Martin RAMSAY	Ford Fiesta XR2	1600	XR	11	12:14.599	1 Lap	1:04.619	6	1:04.683
13	66	Duncan O'NEILL	Ford Fiesta XR2	1600	XR	11	12:16.806	1 Lap	1:05.449	10	1:05.581
14	43	Neil MacKAY	Austin Mini	1300	Guest	10	12:06.762	2 Laps	1:10.980	4	1:11.647
<b>Not classified</b>											
DNF	51	Patrick JACK	MGB GT V8	3946	Guest	1	1:09.938	DNF		0	
DNS	1	Alastair BAPTIE	Fiat X1/9	1498	CA			DNF		0	
DNS	91	Craig HOUSTON	Lotus Excel	2000	CB			DNF		0	
DNS	17	Charlie COPE	VW Golf Gti	1800	CB			DNF		0	

### Announcements

New Track Record (1:02.573) for SMRC Classic S/S (G) by Andy WALKER.

New Track Record (1:01.664) for SMRC Classic S/S (D) by Ian BLACKLIN.

Margin of Victory	Avg. Speed	Best Lap Tm	Best Speed	Best Lap by
1.622	76.562	58.465	78.010	77 - Tommy GILMARTIN

Clerk of the Course.

Orbits

Sig : Time :

Chief Timekeeper : Ian Sharp (SMART Timing)

Results available at [www.smart-timing.co.uk](http://www.smart-timing.co.uk) and [www.speedhive.com](http://www.speedhive.com)

Printed: 05/08/2018 15:16:54





## SMRC Super Touring Car Festival

### Scottish Classic Sports & Saloon Championship

### Knockhill 1.267 miles

### Race 16 - 3rd Race

### 05/08/2018 15:10

### Race (12 Laps) started at 15:00:22

Lap	Time of Day	Lap Tm	S1	S2	S3	S3Spd	SFSpd
<b>(77) Tommy GILMARTIN</b>							
1	15:01:24.023			<b>22.061</b>	17.168	109.653	102.768
2	15:02:22.956	<b>58.933</b>	19.554	22.102	17.277	108.064	102.454
3	15:03:23.827	<b>1:00.871</b>	20.764	22.508	17.599	105.184	101.832
4	15:04:23.494	<b>59.667</b>	19.905	22.284	17.478	108.941	101.832
5	15:05:22.986	<b>59.492</b>	19.891	22.381	17.220	107.030	101.678
6	15:06:22.388	<b>59.402</b>	19.882	22.366	17.154	107.890	105.020
7	15:07:21.538	<b>59.150</b>	19.638	22.218	17.294	103.402	105.681
8	15:08:20.982	<b>59.444</b>	19.994	22.529	16.921	111.105	104.043
9	15:09:19.447	<b>58.465</b>	19.295	22.301	16.869	111.105	102.454
10	15:10:18.271	<b>58.824</b>	19.633	22.116	17.075	110.556	101.524
11	15:11:16.935	<b>58.664</b>	19.167	22.650	<b>16.847</b>	<b>111.846</b>	<b>106.015</b>
12	15:12:16.920	<b>59.985</b>	<b>19.154</b>	23.007	17.824	104.529	83.363

Lap	Time of Day	Lap Tm	S1	S2	S3	S3Spd	SFSpd
<b>(49) Raymond BOYD</b>							
1	15:01:23.573			<b>22.075</b>	17.282	<b>107.717</b>	101.678
2	15:02:22.550	<b>58.977</b>	19.292	22.394	17.291	106.183	101.987
3	15:03:23.277	<b>1:00.727</b>	20.571	22.703	17.453	106.015	100.762
4	15:04:23.177	<b>59.900</b>	19.811	22.565	17.524	106.015	<b>102.142</b>
5	15:05:22.894	<b>59.717</b>	19.540	22.715	17.462	104.529	100.460
6	15:06:22.208	<b>59.314</b>	<b>19.245</b>	22.614	17.455	104.204	100.914
7	15:07:21.327	<b>59.119</b>	19.406	22.422	17.291	104.366	100.161
8	15:08:21.150	<b>59.823</b>	19.874	22.812	17.137	103.882	101.371
9	15:09:20.643	<b>59.493</b>	19.408	22.904	17.181	105.349	98.979
10	15:10:19.649	<b>59.006</b>	19.475	22.192	17.339	105.349	99.566
11	15:11:18.486	<b>58.837</b>	19.438	22.276	<b>17.123</b>	104.856	99.272
12	15:12:18.542	<b>1:00.056</b>	20.236	22.573	17.247	103.882	94.785

Lap	Time of Day	Lap Tm	S1	S2	S3	S3Spd	SFSpd
<b>(78) Andrew GRAHAM</b>							
1	15:01:29.191				<b>17.057</b>	108.764	101.987
2	15:02:27.860	<b>58.669</b>	19.583	<b>22.008</b>	17.078	108.064	101.218
3	15:03:27.996	<b>1:00.136</b>			17.395	106.859	100.310
4	15:04:26.860	<b>58.864</b>			17.300	107.544	100.762
5	15:05:25.622	<b>58.762</b>			17.211	108.941	100.310
6	15:06:24.369	<b>58.747</b>	<b>19.190</b>	22.279	17.278	109.296	100.914
7	15:07:23.588	<b>59.219</b>			17.172	109.296	100.762
8	15:08:22.066	<b>58.478</b>			17.139	<b>110.556</b>	101.066
9	15:09:21.117	<b>59.051</b>			17.550	110.193	<b>102.298</b>
10	15:10:21.928	<b>1:00.811</b>			18.221	102.454	100.161
11	15:11:22.646	<b>1:00.718</b>	19.903	22.963	17.852	104.692	101.218
12	15:12:23.828	<b>1:01.182</b>	20.363	22.725	18.094	102.926	101.524

Lap	Time of Day	Lap Tm	S1	S2	S3	S3Spd	SFSpd
<b>(57) Bruce MITCHELL</b>							
1	15:01:26.371			22.740	18.004	100.914	93.335
2	15:02:26.817	<b>1:00.446</b>	20.174	22.646	17.626	99.863	93.726
3	15:03:28.729	<b>1:01.912</b>	20.460	23.381	18.071	98.688	93.857
4	15:04:28.898	<b>1:00.169</b>	19.956	22.575	17.638	100.762	93.726
5	15:05:29.165	<b>1:00.267</b>	19.966	22.841	17.460	100.310	92.181
6	15:06:28.405	<b>59.240</b>	<b>19.426</b>	<b>22.318</b>	17.496	<b>101.524</b>	93.076
7	15:07:28.321	<b>59.916</b>	19.646	22.753	17.517	99.863	93.595
8	15:08:27.809	<b>59.488</b>	19.676	22.580	<b>17.232</b>	101.066	92.308
9	15:09:27.771	<b>59.962</b>	19.862	22.503	17.597	101.218	91.552
10	15:10:27.169	<b>59.398</b>	19.766	22.400	17.232	101.066	<b>94.120</b>
11	15:11:26.636	<b>59.467</b>	19.602	22.522	17.343	101.066	93.076
12	15:12:27.295	<b>1:00.659</b>	20.267	22.532	17.860	101.066	91.427

Lap	Time of Day	Lap Tm	S1	S2	S3	S3Spd	SFSpd
<b>(35) Ian BLACKLIN</b>							
1	15:01:28.037			23.331	18.347	<b>96.558</b>	87.608
2	15:02:32.079	<b>1:04.042</b>			18.780	94.919	87.952
3	15:03:35.007	<b>1:02.928</b>	20.908	23.673	18.347	94.919	87.266
4	15:04:36.833	<b>1:01.826</b>	20.162	23.385	<b>18.279</b>	94.651	87.722
5	15:05:38.853	<b>1:02.020</b>	20.308	23.353	18.359	95.188	87.494
6	15:06:42.269	<b>1:03.416</b>	21.099	23.863	18.454	95.188	86.927
7	15:07:43.933	<b>1:01.664</b>	20.163	<b>23.185</b>	18.316	95.868	87.266
8	15:08:47.360	<b>1:03.427</b>	20.917	23.915	18.595	95.188	87.494
9	15:09:50.497	<b>1:03.137</b>	20.196	23.954	18.987	94.919	85.270
10	15:10:52.405	<b>1:01.908</b>	20.101	23.381	18.426	95.459	87.040
11	15:11:55.764	<b>1:03.359</b>	20.917	23.938	18.504	96.558	86.927
12	15:12:58.150	<b>1:02.386</b>	<b>20.014</b>	23.404	18.968	95.731	<b>88.068</b>

Lap	Time of Day	Lap Tm	S1	S2	S3	S3Spd	SFSpd
<b>(21) Jimmy CROW</b>							
1	15:01:29.426			24.071	18.374	94.785	87.952
2	15:02:32.188	<b>1:02.762</b>	20.499	23.800	18.463	95.595	88.416

Lap	Time of Day	Lap Tm	S1	S2	S3	S3Spd	SFSpd
3	15:03:35.423	<b>1:03.235</b>	21.487	23.649	18.099	95.868	89.120
4	15:04:37.405	<b>1:01.982</b>	20.122	23.687	18.173	95.731	88.532
5	15:05:39.219	<b>1:01.814</b>	20.105	23.756	17.953	94.385	<b>89.596</b>
6	15:06:42.618	<b>1:03.399</b>	20.247	23.896	19.256	87.722	88.649
7	15:07:44.262	<b>1:01.644</b>	20.228	23.506	<b>17.910</b>	95.868	89.358
8	15:08:46.428	<b>1:02.166</b>	<b>19.877</b>	24.041	18.248	94.785	87.266
9	15:09:50.375	<b>1:03.947</b>	20.458	25.075	18.414	96.143	84.625
10	15:10:52.698	<b>1:02.323</b>	20.830	<b>23.450</b>	18.043	<b>96.419</b>	89.358
11	15:11:55.970	<b>1:03.272</b>	20.105	24.042	19.125	87.608	88.884
12	15:12:58.448	<b>1:02.478</b>	20.278	23.478	18.722	96.281	81.441

Lap	Time of Day	Lap Tm	S1	S2	S3	S3Spd	SFSpd
<b>(27) Mario FERRARI</b>							
1	15:01:30.519				23.573	18.725	91.427
2	15:02:32.929	<b>1:02.410</b>	<b>20.242</b>	23.285	18.883	<b>92.562</b>	<b>83.645</b>
3	15:03:36.479	<b>1:03.550</b>	21.371	23.455	18.724	92.054	82.849
4	15:04:39.156	<b>1:02.677</b>	20.635	23.380	18.662	91.055	82.849
5	15:05:41.510	<b>1:02.354</b>	20.485	<b>23.270</b>	<b>18.599</b>	91.179	83.054
6	15:06:44.490	<b>1:02.980</b>	20.737	23.459	18.784	91.552	82.849
7	15:07:47.112	<b>1:02.622</b>	20.496	23.277	18.849	91.677	83.054
8	15:08:50.869	<b>1:03.757</b>	20.779	23.643	19.335	91.303	82.240
9	15:09:53.679	<b>1:02.810</b>	20.569	23.553	18.688	91.928	82.951
10	15:10:57.150	<b>1:03.471</b>	20.765	23.800	18.906	90.932	81.540
11	15:12:00.284	<b>1:03.134</b>	20.856	23.482	18.796	90.809	81.441
12	15:13:03.400	<b>1:03.116</b>	20.925	23.367	18.824	90.932	81.839

Lap	Time of Day	Lap Tm	S1	S2	S3	S3Spd	SFSpd
<b>(20) William CONWAY</b>							
1	15:01:35.377				25.263	20.035	85.925
2	15:02:39.677	<b>1:04.300</b>	20.838	24.255	19.207	<b>87.040</b>	79.890
3	15:03:44.585	<b>1:04.908</b>	21.028	24.782	19.098	85.379	80.561
4	15:04:48.103	<b>1:03.518</b>	20.872	23.762	18.884	86.927	81.048
5	15:05:51.421	<b>1:03.318</b>	20.776	23.598	18.944	86.257	81.048
6	15:06:54.490	<b>1:03.069</b>	20.651	<b>23.542</b>	18.876	87.040	80.465
7	15:07:57.590	<b>1:03.100</b>	<b>20.606</b>	23.600	18.894	86.814	81.244
8	15:09:02.219	<b>1:04.629</b>	20.643	24.438	19.548	85.596	70.196
9	15:10:06.121	<b>1:03.902</b>	20.957	24.097	<b>18.848</b>	85.925	<b>81.343</b>
10	15:11:13.722	<b>1:07.601</b>	21.647	26.509	19.445	85.162	79.890
11	15:12:17.790	<b>1:04.068</b>	20.887	23.913	19.268	85.925	80.950

Lap	Time of Day	Lap Tm	S1	S2	S3	S3Spd	SFSpd
<b>(10) Andy WALKER</b>							
1	15:01:34.888				25.116	19.368	99.125
2	15:02:37.461	<b>1:02.573</b>	20.609	24.146	<b>17.818</b>	<b>99.272</b>	92.181
3	15:03:42.888	<b>1:05.427</b>	21.252	25.099	19.076	96.005	91.802
4	15:04:45.799	<b>1:02.911</b>	20.579	<b>23.991</b>	18.341	97.257	91.802
5	15:05:49.328	<b>1:03.529</b>	<b>20.295</b>	24.922	18.312	97.540	91.928
6	15:06:52.057	<b>1:02.729</b>	20.614	24.138	17.977	97.967	<b>92.562</b>
7	15:07:55.720	<b>1:03.663</b>	20.403	24.865	18.395	97.117	90.198
8	15:09:00.717	<b>1:04.997</b>	21.138	24.920	18.939	97.257	90.198
9	15:10:04.845	<b>1:04.128</b>	21.207	24.562	18.359	96.419	92.054
10	15:11:13.228	<b>1:08.383</b>	22.603	26.046	19.734	93.988	88.183
11	15:12:18.359	<b>1:05.131</b>	21.868	25.416	17.847	96.005	92.181

Lap	Time of Day	Lap Tm	S1	S2	S3	S3Sp
-----	-------------	--------	----	----	----	------



## SMRC Super Touring Car Festival

Scottish Classic Sports & Saloon Championship

Knockhill 1.267 miles

Race 16 - 3rd Race

05/08/2018 15:10

Race (12 Laps) started at 15:00:22

Lap	Time of Day	Lap Tm	S1	S2	S3	S3Spd	SFSpd	Lap	Time of Day	Lap Tm	S1	S2	S3	S3Spd	SFSpd
10	15:11:24.969	<b>1:04.971</b>	21.353	24.658	18.960	<b>92.818</b>	82.951								
11	15:12:32.195	<b>1:07.226</b>	22.112	25.431	19.683	88.767	82.951								
<b>(33) Martin RAMSAY</b>															
1	15:01:37.074			26.299	19.989	82.543	75.317								
2	15:02:43.049	<b>1:05.975</b>	21.514	24.522	19.939	82.341	75.572								
3	15:03:50.032	<b>1:06.983</b>	22.665	24.371	19.947	82.849	75.233								
4	15:04:57.726	<b>1:07.694</b>	22.508	25.305	19.881	82.951	<b>76.259</b>								
5	15:06:02.409	<b>1:04.683</b>	<b>20.893</b>	23.994	19.796	83.885	75.828								
6	15:07:07.028	<b>1:04.619</b>	20.942	<b>23.901</b>	<b>19.776</b>	<b>84.412</b>	75.487								
7	15:08:12.110	<b>1:05.082</b>	21.077	23.977	20.028	83.054	75.317								
8	15:09:17.218	<b>1:05.108</b>	21.207	24.093	19.808	83.363	76.086								
9	15:10:26.199	<b>1:08.981</b>	24.990	24.140	19.851	83.054	75.148								
10	15:11:31.454	<b>1:05.255</b>	21.356	24.001	19.898	83.467	74.897								
11	15:12:36.671	<b>1:05.217</b>	21.078	24.168	19.971	82.039	74.730								
<b>(66) Duncan O'NEILL</b>															
1	15:01:37.865			26.787	20.037	82.543	<b>75.148</b>								
2	15:02:44.990	<b>1:07.125</b>	22.183	24.948	19.994	83.675	74.813								
3	15:03:51.997	<b>1:07.007</b>	21.504	25.624	<b>19.879</b>	83.157	74.813								
4	15:04:58.530	<b>1:06.533</b>	21.301	24.954	20.278	<b>84.518</b>	71.927								
5	15:06:04.185	<b>1:05.655</b>	21.285	24.389	19.981	83.467	73.664								
6	15:07:09.766	<b>1:05.581</b>	20.975	24.414	20.192	82.849	73.907								
7	15:08:15.813	<b>1:06.047</b>	21.057	24.713	20.277	82.039	73.664								
8	15:09:21.884	<b>1:06.071</b>	21.150	24.612	20.309	82.951	74.813								
9	15:10:27.505	<b>1:05.621</b>	21.187	<b>24.264</b>	20.170	83.363	74.152								
10	15:11:32.954	<b>1:05.449</b>	21.082	24.401	19.966	82.951	74.234								
11	15:12:38.878	<b>1:05.924</b>	<b>20.967</b>	24.477	20.480	82.442	73.262								
<b>(43) Neil MacKAY</b>															
1	15:01:39.840				20.525		77.851								
2	15:02:51.682	<b>1:11.842</b>			20.519	82.747	78.123								
3	15:04:03.923	<b>1:12.241</b>			20.515		<b>78.857</b>								
4	15:05:14.903	<b>1:10.980</b>			20.393	82.951	78.672								
5	15:06:26.550	<b>1:11.647</b>			20.872	82.951	78.214								
6	15:07:38.489	<b>1:11.939</b>			20.332		78.397								
7	15:08:51.036	<b>1:12.547</b>			20.776	83.989	77.402								
8	15:10:02.989	<b>1:11.953</b>			<b>20.207</b>	84.518	78.305								
9	15:11:15.611	<b>1:12.622</b>			20.284	<b>85.379</b>	76.870								
10	15:12:28.834	<b>1:13.223</b>			21.089	84.306	77.402								
<b>(51) Patrick JACK</b>															
1	15:01:32.010			25.491	<b>18.292</b>	<b>96.836</b>	<b>92.054</b>								

Clerk of the Course.

Sig : Time :  
Chief Timekeeper : Ian Sharp (SMART Timing)

Results available at [www.smart-timing.co.uk](http://www.smart-timing.co.uk) and [www.speedhive.com](http://www.speedhive.com)

Orbits





## SMRC Super Touring Car Festival

## Lapchart

Scottish Classic Sports & Saloon Championship

Knockhill 1.267 miles

Race 16 - 3rd Race

05/08/2018 15:10

Race (12 Laps) started at 15:00:22

Competitors	Laps											
	1	2	3	4	5	6	7	8	9	10	11	12
Raymond BOYD (49)	1	49	49	49	49	49	49	77	77	77	77	77
Tommy GILMARTIN (77)	2	77	77	77	77	77	77	49	49	49	49	49
Bruce MITCHELL (57)	3	57	57	78	78	78	78	78	78	78	78	78
Ian BLACKLIN (35)	4	35	78	57	57	57	57	57	57	57	57	57
Andrew GRAHAM (78)	5	78	35	35	35	35	35	21	21	35	35	35
Jimmy CROW (21)	6	21	21	21	21	21	21	35	35	21	21	21
Mario FERRARI (27)	7	27	27	27	27	27	27	27	27	27	27	27
Patrick JACK (51)	8	51	10	10	10	10	10	10	10	10	10	20
Roderick JACK (68)	9	68	68	20	20	20	20	20	20	20	20	10
Andy WALKER (10)	10	10	20	68	68	68	68	68	68	68	68	68
William CONWAY (20)	11	20	33	33	5	5	5	5	5	5	5	5
Martin RAMSAY (33)	12	33	5	5	33	33	33	33	33	33	33	33
Duncan O'NEILL (66)	13	66	66	66	66	66	66	66	66	66	66	66
Michael LONGSTAFFE (5)	14	5	43	43	43	43	43	43	43	43	43	
Neil MacKAY (43)	15	43										
-	16											
-	17											
-	18											

Margin of Victory	Avg. Speed	Best Lap Tm	Best Speed	Best Lap by
1.622	76.562	58.465	78.010	77 - Tommy GILMARTIN

Clerk of the Course.

Orbits

Sig : Time :  
 Chief Timekeeper : Ian Sharp (SMART Timing)  
 Results available at [www.smart-timing.co.uk](http://www.smart-timing.co.uk) and [www.speedhive.com](http://www.speedhive.com)







## Scottish XR2 Championship



Pos	Car No.	Name	Knockhill		Knockhill AC		Knockhill		Knockhill			Knockhill AC		Knockhill		Total	Diff
			1	2	3	4	5	6	7	8	9	10	11	12	12a		
1	33	Martin RAMSAY	25	25	18	18	25	25	18	18	18					190	
2	66	Duncan O'NEILL	16	20	14	14	20	20	14	14	14					146	-44
3	64	Duncan FOX	20	16												36	-110
4	25	William CURRIE					16	DNF								16	-20

**SMRC Super Touring Car Festival**
**Sorted on Laps**

Scottish Formula Ford 1600 Championship

Knockhill 1.267 miles

Race 17 - 3rd Race - David Leslie Trophy

05/08/2018 15:35

Race (12 Laps) started at 15:23:30

Pos	No.	Name	Make/Model	CC	Class Code	Laps	Total Tm	Diff	Best Tm	In Lap	2nd Best
1	1	Ross MARTIN	Ray GR17	1600	FFA	12	10:59.039		54.463	6	54.521
2	33	Jordan GRONKOWSKI	Van Diemen JL012K	1600	FFA	12	10:59.357	0.318	54.344	8	54.470
3	0	Josh SMITH	Ray GR14	1600	Guest	12	11:06.627	7.588	54.564	9	54.648
4	78	James CLARKE	Mygale SJ08	1600	FFA	12	11:10.375	11.336	55.023	9	55.098
5	92	Matthew CHISHOLM	Van Diemen RF00	1600	FFA	12	11:10.498	11.459	54.816	9	55.117
6	88	Sebastian MELROSE	Ray GR14	1600	FFA	12	11:10.534	11.495	54.791	10	54.801
7	70	Gary SYKES	Ray GR10	1600	FFA	12	11:14.157	15.118	55.285	5	55.411
8	30	Steven BARLOW	Ray GR09	1600	FFA	12	11:26.207	27.168	56.275	3	56.431
9	77	Fraser GRAY	Ray GR14	1600	FFA	12	11:31.004	31.965	56.678	12	56.787
10	29	Ross HOWE	Van Diemen RF99	1600	FFA	12	11:40.058	41.019	55.446	5	55.543

Margin of Victory	Avg. Speed	Best Lap Tm	Best Speed	Best Lap by
0.318	83.045	54.344	83.925	33 - Jordan GRONKOWSKI

Clerk of the Course.

Orbits

 Sig : Time :  
 Chief Timekeeper : Ian Sharp (SMART Timing)

 Results available at [www.smart-timing.co.uk](http://www.smart-timing.co.uk) and [www.speedhive.com](http://www.speedhive.com)

Printed: 05/08/2018 15:39:57



SMRC Super Touring Car Festival

Scottish Formula Ford 1600 Championship

Knockhill 1.267 miles

Race 17 - 3rd Race - David Leslie Trophy

05/08/2018 15:35

Race (12 Laps) started at 15:23:30

Lap	Time of Day	Lap Tm	S1	S2	S3	S3Spd	SFSpd
<b>(1) Ross MARTIN</b>							
1	15:24:27.481			20.558	16.600	100.611	92.181
2	15:25:22.073	<b>54.592</b>	17.733	20.359	16.500	101.218	92.818
3	15:26:16.798	<b>54.725</b>	17.767	20.472	16.486	101.524	92.690
4	15:27:11.680	<b>54.882</b>	17.886	20.493	16.503	<b>102.142</b>	93.076
5	15:28:06.277	<b>54.597</b>	17.761	<b>20.295</b>	16.541	101.832	92.947
6	15:29:00.740	<b>54.463</b>	17.686	20.304	16.473	102.142	93.335
7	15:29:55.325	<b>54.585</b>	17.678	20.360	16.547	101.987	93.726
8	15:30:49.846	<b>54.521</b>	17.644	20.439	<b>16.438</b>	101.987	93.726
9	15:31:44.372	<b>54.526</b>	<b>17.641</b>	20.438	16.447	101.832	93.726
10	15:32:39.371	<b>54.999</b>	17.715	20.463	16.821	101.832	<b>94.518</b>
11	15:33:33.945	<b>54.574</b>	17.757	20.333	16.484	102.142	94.120
12	15:34:29.289	<b>55.344</b>	17.700	20.846	16.798	101.678	93.857

<b>(33) Jordan GRONKOWSKI</b>							
1	15:24:28.627				16.787	101.524	91.055
2	15:25:23.450	<b>54.823</b>			16.666	101.524	91.677
3	15:26:17.920	<b>54.470</b>			16.610	102.298	91.427
4	15:27:12.402	<b>54.482</b>	17.603	20.268	16.611	102.926	91.802
5	15:28:07.050	<b>54.648</b>	17.722	<b>20.249</b>	16.677	102.298	91.179
6	15:29:01.598	<b>54.548</b>			16.573	102.768	91.802
7	15:29:56.083	<b>54.485</b>			16.585	102.768	91.427
8	15:30:50.427	<b>54.344</b>			<b>16.515</b>	<b>103.242</b>	92.181
9	15:31:45.006	<b>54.579</b>			16.606	102.926	91.552
10	15:32:39.618	<b>54.612</b>			16.679	103.084	<b>92.435</b>
11	15:33:34.450	<b>54.832</b>	17.890	20.369	16.573	102.768	92.181
12	15:34:29.607	<b>55.157</b>	<b>17.525</b>	20.666	16.966	102.926	92.435

<b>(0) Josh SMITH</b>							
1	15:24:31.608			20.800	16.665	103.402	93.465
2	15:25:27.772	<b>56.164</b>	18.295	20.600	17.269	104.204	92.562
3	15:26:23.791	<b>56.019</b>	18.335	20.948	16.736	101.218	93.335
4	15:27:18.980	<b>55.189</b>	17.959	20.569	16.661	103.561	92.181
5	15:28:13.676	<b>54.696</b>	17.672	20.544	16.480	102.611	93.726
6	15:29:08.373	<b>54.697</b>	<b>17.540</b>	20.427	16.730	<b>104.856</b>	93.726
7	15:30:03.244	<b>54.871</b>	17.785	<b>20.385</b>	16.701	103.402	<b>94.120</b>
8	15:30:57.943	<b>54.699</b>	17.679	20.564	16.456	101.678	93.465
9	15:31:52.507	<b>54.564</b>	17.562	20.523	16.479	101.832	93.335
10	15:32:47.462	<b>54.955</b>	17.714	20.703	16.538	101.987	93.595
11	15:33:42.229	<b>54.767</b>	17.615	20.584	16.568	102.298	92.054
12	15:34:36.877	<b>54.648</b>	17.668	20.544	<b>16.436</b>	102.454	93.465

<b>(78) James CLARKE</b>							
1	15:24:30.428			21.375	17.106	97.824	90.442
2	15:25:25.912	<b>55.484</b>	17.855	20.702	16.927	99.863	90.686
3	15:26:21.250	<b>55.338</b>	17.757	20.652	16.929	100.310	90.564
4	15:27:17.401	<b>56.151</b>	17.911	21.095	17.145	99.714	91.179
5	15:28:12.658	<b>55.257</b>	17.823	20.551	16.883	100.460	90.932
6	15:29:07.921	<b>55.263</b>	17.810	20.658	16.795	100.161	91.179
7	15:30:03.296	<b>55.375</b>	17.877	20.573	16.925	100.460	90.932
8	15:30:58.394	<b>55.098</b>	17.829	<b>20.505</b>	16.764	<b>101.832</b>	92.181
9	15:31:53.417	<b>55.023</b>	<b>17.640</b>	20.549	16.834	101.524	<b>92.435</b>
10	15:32:48.652	<b>55.235</b>	17.906	20.591	<b>16.738</b>	101.371	91.802
11	15:33:44.463	<b>55.811</b>	18.066	20.667	17.078	100.762	91.303
12	15:34:40.625	<b>56.162</b>	18.425	20.775	16.962	101.066	90.932

<b>(92) Matthew CHISHOLM</b>							
1	15:24:30.653			20.958	17.162	97.967	92.690
2	15:25:26.377	<b>55.724</b>	18.182	20.751	16.791	101.987	92.562
3	15:26:21.636	<b>55.259</b>	17.898	20.633	16.728	102.142	92.690
4	15:27:17.494	<b>55.858</b>	17.906	20.932	17.020	102.298	92.181
5	15:28:13.025	<b>55.531</b>	18.139	20.559	16.833	102.611	91.552
6	15:29:08.572	<b>55.547</b>	17.880	20.623	17.044	102.454	91.928
7	15:30:03.689	<b>55.117</b>	17.924	20.534	16.659	102.768	93.726
8	15:30:58.880	<b>55.191</b>	17.898	20.637	16.656	101.371	93.595
9	15:31:53.696	<b>54.816</b>	<b>17.673</b>	20.504	16.639	103.242	93.726
10	15:32:48.846	<b>55.150</b>	17.959	20.554	<b>16.637</b>	<b>103.721</b>	<b>93.857</b>
11	15:33:44.535	<b>55.689</b>	18.123	<b>20.495</b>	17.071	102.611	93.595
12	15:34:40.748	<b>56.213</b>	18.595	20.663	16.955	103.402	91.427

<b>(88) Sebastian MELROSE</b>							
1	15:24:31.768			20.874	16.936	102.142	94.785
2	15:25:27.861	<b>56.093</b>	18.418	20.762	16.913	104.366	93.335

3	15:26:24.249	<b>56.388</b>	18.489	20.812	17.087	101.678	94.385
4	15:27:19.836	<b>55.587</b>	18.362	20.570	16.655	104.043	94.651
5	15:28:14.849	<b>55.013</b>	<b>17.707</b>	20.432	16.874	104.366	95.188
6	15:29:10.459	<b>55.610</b>	18.416	20.587	16.607	103.402	<b>95.323</b>
7	15:30:06.275	<b>55.816</b>	17.999	20.950	16.867	102.142	94.919
8	15:31:01.367	<b>55.092</b>	17.818	20.615	16.659	101.987	94.252
9	15:31:56.323	<b>54.956</b>	17.790	20.495	16.671	102.454	93.988
10	15:32:51.114	<b>54.791</b>	17.713	20.442	16.636	102.768	93.988
11	15:33:45.915	<b>54.801</b>	17.788	20.456	<b>16.557</b>	103.084	95.188
12	15:34:40.784	<b>54.869</b>	17.784	<b>20.394</b>	16.691	<b>104.856</b>	94.518

<b>(70) Gary SYKES</b>							
1	15:24:30.948				17.575	99.272	92.818
2	15:25:27.388	<b>56.440</b>	18.373	20.832	17.235	101.832	92.308
3	15:26:23.417	<b>56.029</b>	18.010	21.191	16.828	100.310	91.928
4	15:27:19.302	<b>55.885</b>	18.039	20.774	17.072	101.524	93.595
5	15:28:14.587	<b>55.285</b>	17.809	20.620	16.856	102.454	92.562
6	15:29:10.195	<b>55.608</b>	18.150	20.735	<b>16.723</b>	101.678	92.435
7	15:30:06.214	<b>56.019</b>	18.082	21.041	16.896	100.914	92.947
8	15:31:01.744	<b>55.530</b>	18.198	<b>20.598</b>	16.734	<b>103.242</b>	<b>93.726</b>
9	15:31:57.380	<b>55.636</b>	17.997	20.813	16.826	102.454	92.818
10	15:32:52.791	<b>55.411</b>	<b>17.694</b>	20.768	16.949	102.454	93.205
11	15:33:48.371	<b>55.580</b>	17.883	20.972	16.725	101.832	92.947
12	15:34:44.407	<b>56.036</b>	18.085	20.906	17.045	102.142	89.477

<b>(30) Steven BARLOW</b>							
1	15:24:32.788				21.420	16.942	100.611
2	15:25:29.664	<b>56.876</b>	18.604	21.214	17.058	99.714	91.303
3	15:26:25.939	<b>56.275</b>	18.430	<b>20.958</b>	<b>16.887</b>	<b>100.914</b>	90.932
4	15:27:22.685	<b>56.746</b>	18.458	21.210	17.078	100.011	91.552
5	15:28:19.204	<b>56.519</b>	18.191	20.998	17.330	100.310	91.179
6	15:29:15.862	<b>56.658</b>	18.317	21.085	17.256	100.611	91.677
7	15:30:12.783	<b>56.921</b>	18.365	21.614	16.942	99.566	92.308
8	15:31:09.247	<b>56.464</b>	18.389	21.166	16.909	100.611	<b>92.435</b>
9	15:32:06.268	<b>57.021</b>	18.297	21.695	17.029	98.543	91.055
10	15:33:02.699	<b>56.431</b>	<b>18.153</b>	21.331	16.947	100.310	91.303
11	15:33:59.555	<b>56.856</b>	18.269	21.213	17.374	100.762	91.677
12	15:34:56.457	<b>56.902</b>	18.507	21.167	17.228	99.566	90.932

<b>(77) Fraser GRAY</b>							
1	15:24:33.558				21.531	17.309	<b>101.678</b>
2	15:25:30.470	<b>56.912</b>	18.475	21.297	17.140	99.714	91.303
3	15:26:27.262	<b>56.792</b>	18.578	21.351	<b>16.863</b>	101.066	91.802
4	15:27:24.358	<b>57.096</b>	18.590	21.276	17.230	101.066	92.054
5	15:28:21.177	<b>56.819</b>	18.475	21.339	17.005	100.762	91.552
6	15:29:19.291	<b>58.114</b>	19.754	21.255	17.105	100.161	91.928
7	15:30:16.285	<b>56.994</b>	18.548	21.410	17.036	100.762	

## SMRC Super Touring Car Festival

## Lapchart

Scottish Formula Ford 1600 Championship

Knockhill 1.267 miles

Race 17 - 3rd Race - David Leslie Trophy

05/08/2018 15:35

Race (12 Laps) started at 15:23:30

Competitors	Laps											
	1	2	3	4	5	6	7	8	9	10	11	12
Ross MARTIN (1)	1	1	1	1	1	1	1	1	1	1	1	1
Jordan GRONKOWSKI (33)	2	33	33	33	33	33	33	33	33	33	33	33
James CLARKE (78)	3	78	78	78	78	78	0	0	0	0	0	0
Matthew CHISHOLM (92)	4	92	92	92	92	0	78	78	78	78	78	78
Gary SYKES (70)	5	70	70	70	0	0	92	92	92	92	92	92
Ross HOWE (29)	6	29	29	0	70	70	70	88	88	88	88	88
Josh SMITH (0)	7	0	0	29	88	88	88	70	70	70	70	70
Sebastian MELROSE (88)	8	88	88	88	29	29	29	29	30	30	30	30
Steven BARLOW (30)	9	30	30	30	30	30	30	30	77	77	77	77
Fraser GRAY (77)	10	77	77	77	77	77	77	77	29	29	29	29

Margin of Victory	Avg. Speed	Best Lap Tm	Best Speed	Best Lap by
0.318	83.045	54.344	83.925	33 - Jordan GRONKOWSKI

Clerk of the Course.

Orbits

Sig : Time :  
 Chief Timekeeper : Ian Sharp (SMART Timing)

Results available at [www.smart-timing.co.uk](http://www.smart-timing.co.uk) and [www.speedhive.com](http://www.speedhive.com)

Printed: 05/08/2018 15:41:13



## Scottish Formula Ford 1600 Championship



Pos	Car No.	Name	Class	Knockhill		Knockhill AC		Knockhill		Knockhill			Knockhill AC		Knockhill		Total	Diff
				1	2	3	4	5	6	7	8	9	10	11	12	12a		
1	1	Ross MARTIN		26	26	25	26	26	26	25	26	25					231	
2	88	Sebastian MELROSE		20	20	21	20	DNF	20	16	7	12					136	-95
3=	92	Matthew CHISHOLM		14	12	6	8	16	16	14	12	14					112	-24
3=	78	James CLARKE		9	7	12	14	14	14	10	16	16					112	0
5	33	Jordan GRONKOWSKI		DNF	16	16	16	DNF	DNS	21	20	21					110	-2
6	70	Gary SYKES		10	10	14	NC	DNF	10	12	14	10					80	-30
7	3	Neil BROOME		16	14	7	10	20	12								79	-1
8	30	Stephen BARLOW		12	9	8	9	DNF	9	8	9	9					73	-6
9	77	Fraser GRAY		8	8			12	8	7	8	8					59	-14
10	29	Ross HOWE		DNF	DNF	9	12			9	10	7					47	-12
11	50	Jamie THORBURN				10	7										17	-30

# Race Results



Bulletin No. \_\_\_\_\_

## SMRC Super Touring Car Festival

Sorted on Laps

Scottish Saloon & Sportscar Championship

Knockhill 1.267 miles

Race 18 - 3rd Race

05/08/2018 16:00

Race (12 Laps) started at 15:45:17

Pos	No.	Name	Make/Model	CC	Class Code	Laps	Total Tm	Diff	Best Tm	In Lap	2nd Best
1	89	William ROBSON	Ford Focus RS	2522	B1	12	11:22.212		55.533	3	55.614
2	62	Paul RANKIN	Westfield Aero	2000	B2	12	11:39.786	17.574	56.340	8	56.636
3	70	Oliver MORTIMER	Mini Cooper R53	1600	R53	12	11:51.216	29.004	58.027	2	58.412
4	27	Paul WILSON	Mini Cooper R53	2000	R53	12	11:52.539	30.327	58.391	2	58.880
5	83	Fraser JAMIESON	Mini Cooper R53	1600	R53	12	12:10.204	47.992	1:00.022	2	1:00.068
6	34	Ron CUMMING	BMW Z4	2000	B1	11	12:14.386	1 Lap	1:00.088	2	1:00.191

Margin of Victory	Avg. Speed	Best Lap Tm	Best Speed	Best Lap by
17.574	80.224	55.533	82.128	89 - William ROBSON

Clerk of the Course.

Orbits

Sig : Time :  
Chief Timekeeper : Ian Sharp (SMART Timing)

Results available at [www.smart-timing.co.uk](http://www.smart-timing.co.uk) and [www.speedhive.com](http://www.speedhive.com)

Printed: 05/08/2018 16:06:38





## SMRC Super Touring Car Festival

## Scottish Saloon &amp; Sportscar Championship

Knockhill 1.267 miles

## Race 18 - 3rd Race

05/08/2018 16:00

## Race (12 Laps) started at 15:45:17

Lap	Time of Day	Lap Tm	S1	S2	S3	S3Spd	SFSpd	Lap	Time of Day	Lap Tm	S1	S2	S3	S3Spd	SFSpd
<b>(89) William ROBSON</b>															
1	15:46:17.100			21.357	16.481	118.775	<b>108.064</b>	3	15:48:23.433	<b>1:00.329</b>	19.388	22.536	18.405	99.714	88.068
2	15:47:12.714	<b>55.614</b>	18.164	<b>21.037</b>	16.413	<b>120.049</b>	107.030	4	15:49:23.624	<b>1:00.191</b>	<b>19.362</b>	22.466	18.363	99.566	87.380
3	15:48:08.247	<b>55.533</b>	<b>17.986</b>	21.197	<b>16.350</b>	119.196	106.015	5	15:50:24.565	<b>1:00.941</b>	19.820	<b>22.438</b>	18.683	99.272	86.479
4	15:49:04.859	<b>56.612</b>	18.602	21.558	16.452	119.409	107.030	6	15:51:36.323	<b>1:11.758</b>	28.424	23.206	20.128	96.419	70.565
5	15:50:01.210	<b>56.351</b>	18.441	21.357	16.553	118.775	107.372	7	15:52:44.619	<b>1:08.296</b>	20.609	22.960	24.727	95.188	34.099
6	15:50:57.606	<b>56.396</b>	18.056	21.512	16.828	119.409	106.015	8	15:54:30.385	<b>1:45.766</b>	1:04.539	22.705	18.522	98.111	85.487
7	15:51:54.596	<b>56.990</b>	18.576	21.731	16.683	118.565	107.890	9	15:55:31.202	<b>1:00.817</b>	19.815	22.603	18.399	98.398	87.040
8	15:52:50.919	<b>56.323</b>	18.120	21.662	16.541	119.409	106.183	10	15:56:31.699	<b>1:00.497</b>	19.699	22.635	18.163	97.967	88.068
9	15:53:47.697	<b>56.778</b>	18.463	21.508	16.807	118.565	105.681	11	15:57:32.027	<b>1:00.328</b>	19.526	22.658	18.144	98.833	88.183
10	15:54:45.167	<b>57.470</b>	18.657	21.940	16.873	119.409	108.064								
11	15:55:41.988	<b>56.821</b>	18.272	21.570	16.979	119.196	106.015								
12	15:56:39.853	<b>57.865</b>	18.817	21.641	17.407	118.565	105.848								
<b>(62) Paul RANKIN</b>															
1	15:46:17.285			22.109	16.899	<b>107.372</b>	101.218								
2	15:47:14.053	<b>56.768</b>	18.381	21.920	16.467	107.201	100.310								
3	15:48:10.724	<b>56.671</b>	18.866	<b>21.658</b>	<b>16.147</b>	106.351	<b>101.371</b>								
4	15:49:07.482	<b>56.758</b>	18.532	21.794	16.432	106.015	101.066								
5	15:50:04.402	<b>56.920</b>	18.483	21.861	16.576	105.349	85.706								
6	15:51:01.754	<b>57.352</b>	19.093	21.754	16.505	104.856	94.518								
7	15:51:58.390	<b>56.636</b>	18.459	21.973	16.204	105.020	101.218								
8	15:52:54.730	<b>56.340</b>	<b>18.024</b>	21.784	16.532	105.515	99.714								
9	15:53:52.492	<b>57.762</b>	18.756	22.324	16.682	104.529	99.863								
10	15:54:50.853	<b>58.361</b>	18.907	22.598	16.856	103.882	100.161								
11	15:55:50.761	<b>59.908</b>	19.413	22.881	17.614	101.987	92.181								
12	15:56:57.427	<b>1:06.666</b>	20.866	24.927	20.873	85.054	72.081								
<b>(70) Oliver MORTIMER</b>															
1	15:46:19.617				17.854	96.836	87.837								
2	15:47:17.644	<b>58.027</b>			<b>17.578</b>	<b>97.540</b>	<b>88.649</b>								
3	15:48:16.056	<b>58.412</b>			17.674	97.399	88.183								
4	15:49:14.717	<b>58.661</b>			17.811	95.323	86.927								
5	15:50:13.407	<b>58.690</b>			17.761	95.731	87.952								
6	15:51:12.532	<b>59.125</b>			18.022	93.726	86.702								
7	15:52:11.968	<b>59.436</b>			17.893	95.188	86.702								
8	15:53:11.091	<b>59.123</b>			17.839	93.465	86.368								
9	15:54:10.102	<b>59.011</b>			17.766	94.518	87.153								
10	15:55:09.529	<b>59.427</b>			17.874	92.562	87.040								
11	15:56:09.512	<b>59.983</b>			17.814		86.479								
12	15:57:08.857	<b>59.345</b>			17.802		86.590								
<b>(27) Paul WILSON</b>															
1	15:46:19.908			22.180	17.870	<b>94.385</b>	<b>86.146</b>								
2	15:47:18.299	<b>58.391</b>	<b>18.888</b>	<b>21.694</b>	<b>17.809</b>	94.385	86.146								
3	15:48:17.328	<b>59.029</b>	19.009	21.879	18.141	94.252	85.054								
4	15:49:16.533	<b>59.205</b>	19.226	21.885	18.094	94.120	84.518								
5	15:50:15.930	<b>59.397</b>	19.081	22.030	18.286	92.690	84.732								
6	15:51:15.166	<b>59.236</b>	19.146	21.933	18.157	92.947	84.732								
7	15:52:14.628	<b>59.462</b>	19.086	22.222	18.154	93.595	84.200								
8	15:53:13.730	<b>59.102</b>	19.174	21.860	18.068	93.726	84.625								
9	15:54:13.178	<b>59.448</b>	19.069	22.209	18.170	92.690	84.625								
10	15:55:12.259	<b>59.081</b>	19.089	21.951	18.041	93.205	84.946								
11	15:56:11.300	<b>59.041</b>	19.126	21.912	18.003	93.205	84.625								
12	15:57:10.180	<b>58.880</b>	19.050	21.833	17.997	93.205	83.885								
<b>(83) Fraser JAMIESON</b>															
1	15:46:22.218			22.332	18.380	<b>96.005</b>	81.540								
2	15:47:22.240	<b>1:00.022</b>	19.424	<b>22.328</b>	18.270	94.252	80.950								
3	15:48:22.534	<b>1:00.294</b>			18.320	93.465	80.465								
4	15:49:22.820	<b>1:00.286</b>		22.607	18.334	94.651	80.176								
5	15:50:22.888	<b>1:00.068</b>	19.379	22.411	18.278	94.252	80.950								
6	15:51:23.353	<b>1:00.465</b>	<b>19.364</b>	22.641	18.460	93.857	81.540								
7	15:52:24.006	<b>1:00.653</b>			18.393	93.205	80.176								
8	15:53:25.301	<b>1:01.295</b>			18.796	93.857	80.658								
9	15:54:25.524	<b>1:00.223</b>			<b>18.133</b>	94.919	<b>83.054</b>								
10	15:55:25.876	<b>1:00.352</b>			18.294	94.252	79.795								
11	15:56:26.858	<b>1:00.982</b>	19.502	22.964	18.516	92.562	79.043								
12	15:57:27.845	<b>1:00.987</b>			18.622	89.957	81.540								
<b>(34) Ron CUMMING</b>															
1	15:46:23.016			22.786	18.116	99.863	87.722								
2	15:47:23.104	<b>1:00.088</b>	19.602	22.476	<b>18.010</b>	<b>100.161</b>	<b>89.239</b>								

Clerk of the Course.

Sig : Time :

Chief Timekeeper : Ian Sharp (SMART Timing)

Results available at [www.smart-timing.co.uk](http://www.smart-timing.co.uk) and [www.speedhive.com](http://www.speedhive.com)

Printed: 05/08/2018 16:07:02

Orbits







## SMRC Super Touring Car Festival

## Lapchart

Scottish Saloon & Sportscar Championship

Knockhill 1.267 miles

Race 18 - 3rd Race

05/08/2018 16:00

Race (12 Laps) started at 15:45:17

Competitors	Laps											
	1	2	3	4	5	6	7	8	9	10	11	12
William ROBSON (89)	1	89	89	89	89	89	89	89	89	89	89	89
Paul RANKIN (62)	2	62	62	62	62	62	62	62	62	62	62	62
Oliver MORTIMER (70)	3	70	70	70	70	70	70	70	70	70	70	70
Paul WILSON (27)	4	27	27	27	27	27	27	27	27	27	27	27
Fraser JAMIESON (83)	5	83	83	83	83	83	83	83	83	83	83	83
Ron CUMMING (34)	6	34	34	34	34	34	34	34	34	34	34	34

Margin of Victory	Avg. Speed	Best Lap Tm	Best Speed	Best Lap by
17.574	80.224	55.533	82.128	89 - William ROBSON

Clerk of the Course.

Orbits

Sig : Time :  
 Chief Timekeeper : Ian Sharp (SMART Timing)  
 Results available at [www.smart-timing.co.uk](http://www.smart-timing.co.uk) and [www.speedhive.com](http://www.speedhive.com)







## SMRC Super Touring Car Festival

Sorted on Laps

Celtic Speed Mini Cooper Cup

Knockhill 1.267 miles

Race 19 - 3rd Race

05/08/2018 16:25

Race (11 Laps) started at 16:06:20

Pos	No.	Name	Make/Model	CC	Class Code	Laps	Total Tm	Diff	Best Tm	In Lap	2nd Best
1	91	Robbie DALGLEISH	Mini Cooper	1600	SM	11	13:44.420		1:02.229	4	1:02.852
2	5	David SLEIGH	Mini Cooper	1600	SM	11	13:46.035	1.615	1:02.747	4	1:03.353
3	23	Ian MUNRO	Mini Cooper	1600	SM	11	13:48.556	4.136	1:02.628	9	1:02.755
4	7	Michael WEDDELL	Mini Cooper	1600	SMN	11	13:48.618	4.198	1:02.774	9	1:02.888
5	77	Ashleigh MORRIS	Mini Cooper	1600	SM L	11	13:49.412	4.992	1:03.032	4	1:03.102
6	44	Ross McCOLM	Mini Cooper	1600	Guest	11	13:52.955	8.535	1:03.300	9	1:03.365
7	55	Fiona KINDNESS	Mini Cooper	1600	SM L	11	13:54.357	9.937	1:03.692	9	1:03.702
8	96	Taelor SHAND	Mini Cooper	1600	Guest	11	13:55.868	11.448	1:03.271	4	1:03.468
9	4	Dominic WHEATLEY	Mini Cooper	1600	SM	11	13:56.703	12.283	1:03.288	9	1:03.553
10	52	Simon HOLDERNESS	Mini Cooper	1600	SM	11	13:59.502	15.082	1:03.219	5	1:03.529
11	50	Andrew BELL	Mini Cooper	1600	SM	11	14:00.341	15.921	1:03.474	5	1:04.008
12	6	Jonny DREELAN	Mini Cooper	1600	Guest	11	14:02.461	18.041	1:04.324	10	1:04.334
13	95	Craig BLAKE	Mini Cooper	1600	SMN	11	14:05.235	20.815	1:03.493	11	1:03.979
14	21	Ross WILKINSON	Mini Cooper	1600	SMN	11	14:06.529	22.109	1:04.059	7	1:04.456
15	24	John DUNCAN	Mini Cooper	1600	SM	11	14:06.706	22.286	1:03.035	4	1:03.166
16	155	Mark DAWSON	Mini Cooper	1600	Guest	11	14:07.401	22.981	1:04.101	11	1:04.477
17	30	Gordon LONG	Mini Cooper	1600	SMN	11	14:07.622	23.202	1:03.799	11	1:04.422

### Not classified

DNF	8	Hannah CHAPMAN	Mini Cooper	1600	SM L	5	7:30.106	DNF	1:04.584	4	1:07.700
DNF	16	Craig DILLON	Mini Cooper	1600	SMN	5	7:30.934	DNF	1:03.579	4	1:03.733
DNF	81	Douglas SIMPSON	Mini Cooper	1600	SM	2	3:43.618	DNF	2:18.923	2	
DNF	26	William BLAKE	Mini Cooper	1600	SM			DNF		0	

### Announcements

Race distance increased to 11 Laps - 2 Laps completed behind the Safety Car.

Margin of Victory	Avg. Speed	Best Lap Tm	Best Speed	Best Lap by
1.615	60.854	1:02.229	73.291	91 - Robbie DALGLEISH

Clerk of the Course.

Orbits

Sig : Time :

Chief Timekeeper : Ian Sharp (SMART Timing)

 Results available at [www.smart-timing.co.uk](http://www.smart-timing.co.uk) and [www.speedhive.com](http://www.speedhive.com)

Printed: 05/08/2018 16:26:23



## SMRC Super Touring Car Festival

Celtic Speed Mini Cooper Cup

Knockhill 1.267 miles

Race 19 - 3rd Race

05/08/2018 16:25

Race (11 Laps) started at 16:06:20

Lap	Time of Day	Lap Tm	S1	S2	S3	S3Spd	SFSpd
<b>(91) Robbie DALGLEISH</b>							
1	16:07:36.093			25.040	25.268	84.200	39.969
2	16:09:53.666	<b>2:17.573</b>	45.437	53.287	38.849	33.672	36.691
3	16:11:38.195	<b>1:44.529</b>	47.285	37.859	19.385	82.341	77.313
4	16:12:40.424	<b>1:02.229</b>	20.083	<b>23.132</b>	<b>19.014</b>	<b>85.487</b>	<b>77.402</b>
5	16:13:43.298	<b>1:02.874</b>	<b>19.884</b>	23.440	19.550	85.162	76.958
6	16:14:46.839	<b>1:03.541</b>	20.494	23.794	19.253	82.849	76.345
7	16:15:49.803	<b>1:02.964</b>	20.263	23.461	19.240	84.412	76.259
8	16:16:52.655	<b>1:02.852</b>	20.231	23.466	19.155	84.625	76.345
9	16:17:55.649	<b>1:02.994</b>	20.268	23.507	19.219	84.518	76.432
10	16:18:59.105	<b>1:03.456</b>	20.488	23.581	19.387	84.095	76.172
11	16:20:04.491	<b>1:05.386</b>	20.625	24.011	20.750	83.989	68.547

Lap	Time of Day	Lap Tm	S1	S2	S3	S3Spd	SFSpd
<b>(5) David SLEIGH</b>							
1	16:07:34.036				26.088	84.306	43.407
2	16:09:51.406	<b>2:17.370</b>	45.818	53.065	38.487	32.078	35.338
3	16:11:37.078	<b>1:45.672</b>	47.898	38.512	19.262	81.048	76.607
4	16:12:39.825	<b>1:02.747</b>	20.188	<b>23.299</b>	<b>19.260</b>	<b>85.270</b>	<b>76.694</b>
5	16:13:43.178	<b>1:03.353</b>	<b>20.094</b>	23.619	19.640	84.839	75.914
6	16:14:47.818	<b>1:04.640</b>	20.787	24.343	19.510	80.658	76.172
7	16:15:51.228	<b>1:03.410</b>	20.375	23.647	19.388	83.675	76.000
8	16:16:54.754	<b>1:03.526</b>	20.332	23.693	19.501	83.989	74.897
9	16:17:58.428	<b>1:03.674</b>	20.522	23.738	19.414	83.363	76.000
10	16:19:02.093	<b>1:03.665</b>	20.540	23.692	19.433	83.260	76.086
11	16:20:06.106	<b>1:04.013</b>			19.492	83.363	76.345

Lap	Time of Day	Lap Tm	S1	S2	S3	S3Spd	SFSpd
<b>(23) Ian MUNRO</b>							
1	16:07:38.220			25.425	26.360	84.625	38.679
2	16:09:55.932	<b>2:17.712</b>	46.051	52.902	38.759	35.983	35.848
3	16:11:41.447	<b>1:45.515</b>	46.763	38.901	19.851	79.323	<b>76.870</b>
4	16:12:45.495	<b>1:04.048</b>	20.799	23.609	19.640	85.054	74.813
5	16:13:49.705	<b>1:04.210</b>	21.017	23.440	19.753	<b>85.270</b>	74.399
6	16:14:53.870	<b>1:04.165</b>	21.257	23.527	19.381	84.839	75.742
7	16:15:56.738	<b>1:02.868</b>	20.227	23.341	19.300	84.412	75.402
8	16:16:59.493	<b>1:02.755</b>	20.139	23.354	19.262	85.054	75.828
9	16:18:02.121	<b>1:02.628</b>	20.134	<b>23.282</b>	<b>19.212</b>	84.839	75.742
10	16:19:05.204	<b>1:03.083</b>	<b>20.084</b>	23.354	19.645	84.518	74.564
11	16:20:08.627	<b>1:03.423</b>	20.431	23.343	19.649	84.625	74.647

Lap	Time of Day	Lap Tm	S1	S2	S3	S3Spd	SFSpd
<b>(7) Michael WEDDELL</b>							
1	16:07:38.629			25.546	26.595	84.839	39.267
2	16:09:56.606	<b>2:17.977</b>	46.709	52.917	38.351	37.469	34.432
3	16:11:41.782	<b>1:45.176</b>	47.046	38.144	19.986	79.890	76.519
4	16:12:45.508	<b>1:03.726</b>	20.659	23.720	19.347	84.732	<b>76.607</b>
5	16:13:49.358	<b>1:03.850</b>	20.407	23.444	19.999	84.412	74.730
6	16:14:52.838	<b>1:03.480</b>	20.714	23.512	19.254	84.732	76.432
7	16:15:55.812	<b>1:02.974</b>	20.282	23.414	19.278	84.946	75.657
8	16:16:58.700	<b>1:02.888</b>	<b>20.218</b>	23.424	<b>19.246</b>	85.379	75.402
9	16:18:01.474	<b>1:02.774</b>	20.227	<b>23.282</b>	19.265	85.379	76.000
10	16:19:04.904	<b>1:03.430</b>			19.505	<b>85.706</b>	75.064
11	16:20:08.689	<b>1:03.785</b>		23.505	19.930	85.054	74.234

Lap	Time of Day	Lap Tm	S1	S2	S3	S3Spd	SFSpd
<b>(77) Ashleigh MORRIS</b>							
1	16:07:37.014			25.490	25.620	84.200	39.429
2	16:09:54.648	<b>2:17.634</b>	45.367	53.509	38.758	36.216	34.520
3	16:11:40.328	<b>1:45.680</b>	46.935	39.314	19.431	79.043	76.782
4	16:12:43.360	<b>1:03.032</b>	20.542	23.477	<b>19.013</b>	84.946	<b>76.958</b>
5	16:13:47.586	<b>1:04.226</b>	<b>20.380</b>	24.366	19.480	84.625	75.657
6	16:14:50.688	<b>1:03.102</b>	20.441	23.559	19.102	84.732	76.870
7	16:15:54.196	<b>1:03.508</b>	20.529	23.571	19.408	84.946	75.742
8	16:16:57.733	<b>1:03.537</b>	20.494	23.575	19.468	84.625	76.607
9	16:18:00.863	<b>1:03.130</b>	20.445	<b>23.426</b>	19.259	<b>85.270</b>	76.259
10	16:19:05.203	<b>1:04.340</b>	20.556	23.865	19.919	84.095	75.572
11	16:20:09.483	<b>1:04.280</b>	20.699	24.020	19.561	79.230	75.742

Lap	Time of Day	Lap Tm	S1	S2	S3	S3Spd	SFSpd
<b>(44) Ross McCOLM</b>							
1	16:07:40.255			25.093	26.595	83.260	41.476
2	16:09:58.178	<b>2:17.923</b>	46.853	52.541	38.529	37.850	37.015
3	16:11:42.610	<b>1:44.432</b>	46.679	38.007	19.746	80.465	77.135
4	16:12:47.131	<b>1:04.521</b>	20.641	23.596	20.284	85.706	75.742
5	16:13:50.612	<b>1:03.481</b>	20.503	<b>23.402</b>	19.576	<b>87.040</b>	<b>77.313</b>
6	16:14:55.322	<b>1:04.710</b>	21.687	23.821	<b>19.202</b>	86.814	77.313
7	16:15:59.218	<b>1:03.896</b>	20.337	24.146	19.413	85.379	75.657

Lap	Time of Day	Lap Tm	S1	S2	S3	S3Spd	SFSpd
8	16:17:02.794	<b>1:03.576</b>	20.744	23.522	19.310	86.257	77.135
9	16:18:06.094	<b>1:03.300</b>	20.355	23.707	19.238	85.270	76.519
10	16:19:09.459	<b>1:03.365</b>	20.506	23.637	19.222	85.162	76.870
11	16:20:13.026	<b>1:03.567</b>	<b>20.297</b>	24.009	19.261	84.200	76.782
<b>(55) Fiona KINDNESS</b>							
1	16:07:37.644			25.390	26.019	84.518	40.944
2	16:09:55.315	<b>2:17.671</b>	45.640	53.417	38.614	38.858	36.353
3	16:11:41.177	<b>1:45.862</b>	46.894	39.192	19.776	79.890	76.607
4	16:12:45.365	<b>1:04.188</b>	20.808	23.673	19.707	85.162	75.148
5	16:13:49.358	<b>1:03.993</b>	20.907	<b>23.462</b>	19.624	85.487	74.399
6	16:14:54.035	<b>1:04.677</b>	21.358	23.565	19.754	<b>85.815</b>	<b>76.694</b>
7	16:15:58.688	<b>1:04.653</b>	20.818	24.216	19.619	84.412	75.233
8	16:17:03.023	<b>1:04.335</b>	20.690	23.612	20.033	84.306	74.897
9	16:18:06.715	<b>1:03.692</b>	20.669	23.691	<b>19.332</b>	85.054	76.086
10	16:19:10.417	<b>1:03.702</b>	<b>20.554</b>	23.728	19.420	84.306	75.828
11	16:20:14.428	<b>1:04.011</b>	20.708	23.713	19.590	84.200	75.828

Lap	Time of Day	Lap Tm	S1	S2	S3	S3Spd	SFSpd
<b>(96) Taelor SHAND</b>							
1	16:07:41.467			25.378	25.959	79.606	40.257
2	16:10:00.954	<b>2:19.487</b>	48.267	52.656	38.564	37.957	31.625
3	16:11:44.257	<b>1:43.303</b>	46.721	36.609	19.973	76.607	75.233
4	16:12:47.528	<b>1:03.271</b>	20.330	<b>23.370</b>	19.571	<b>85.596</b>	75.402
5	16:13:51.262	<b>1:03.734</b>	20.631	23.552	19.551	84.732	75.572
6	16:14:55.848	<b>1:04.586</b>	21.203	23.957	<b>19.426</b>	85.596	<b>76.432</b>
7	16:15:59.792	<b>1:03.944</b>	<b>20.211</b>	24.127	19.606	84.306	75.148
8	16:17:04.454	<b>1:04.662</b>	21.069	24.075	19.518	84.625	75.317
9	16:18:07.922	<b>1:03.468</b>	20.428	23.505	19.535	84.946	75.148
10	16:19:11.638	<b>1:03.716</b>	20.591	23.604	19.521	84.412	75.402
11	16:20:15.939	<b>1:04.301</b>	20.451	24.157	19.693	83.780	74.813

Lap	Time of Day	Lap Tm	S1	S2	S3	S3Spd	SFSpd
<b>(4) Dominic WHEATLEY</b>							
1	16:07:40.622				25.511	78.950	41.786
2	16:09:59.158	<b>2:18.536</b>	47.576	52.354	38.606	36.255	35.525
3	16:11:43.314	<b>1:44.156</b>			19.762	77.671	74.813
4	16:12:46.867	<b>1:03.553</b>		23.761	19.600	84.732	74.813
5	16:13:50.493	<b>1:03.626</b>	20.447	23.545	19.634	<b>86.035</b>	74.564
6	16:14:54.697	<b>1:04.204</b>	21.106	23.691	<b>19.407</b>	85.270	<b>76.259</b>
7	16:15:59.777	<b>1:05.080</b>	20.891	24.263	19.926	83.885	72.785
8	16:17:04.881	<b>1:05.104</b>	21.280	24.069	19.755	84.839	74.813
9	16:18:08.169	<b>1:03.288</b>	<b>20.299</b>	<b>23.453</b>	19.536	85.054	74.981

## SMRC Super Touring Car Festival

### Celtic Speed Mini Cooper Cup

Knockhill 1.267 miles

### Race 19 - 3rd Race

05/08/2018 16:25

### Race (11 Laps) started at 16:06:20

Lap	Time of Day	Lap Tm	S1	S2	S3	S3Spd	SFSpd
4	16:12:51.054	<b>1:05.407</b>	21.346	24.154	19.907	<b>84.095</b>	75.828
5	16:13:55.587	<b>1:04.533</b>	20.855	23.908	19.770	83.989	76.000
6	16:15:00.399	<b>1:04.812</b>	20.991	24.242	19.579	83.363	76.000
7	16:16:04.733	<b>1:04.334</b>	20.923	<b>23.780</b>	19.631	83.885	75.572
8	16:17:09.180	<b>1:04.447</b>	20.865	24.024	19.558	83.885	75.742
9	16:18:13.780	<b>1:04.600</b>	21.129	24.016	<b>19.455</b>	83.675	75.742
10	16:19:18.104	<b>1:04.324</b>	<b>20.723</b>	23.963	19.638	83.363	75.742
11	16:20:22.532	<b>1:04.428</b>	20.892	23.968	19.568	83.571	75.828

Lap	Time of Day	Lap Tm	S1	S2	S3	S3Spd	SFSpd
<b>(8) Hannah CHAPMAN</b>							
1	16:07:34.924			25.272	24.288	<b>83.675</b>	41.916
2	16:09:52.310	<b>2:17.386</b>	45.811	53.075	38.500	33.689	36.591
3	16:11:37.893	<b>1:45.583</b>	47.742	38.512	<b>19.329</b>	81.639	<b>75.572</b>
4	16:12:42.477	<b>1:04.584</b>	21.118	<b>23.738</b>	19.728	82.139	72.392
5	16:13:50.177	<b>1:07.700</b>	<b>21.102</b>	24.479	22.119	80.755	46.090

Lap	Time of Day	Lap Tm	S1	S2	S3	S3Spd	SFSpd
<b>(16) Craig DILLON</b>							
1	16:07:41.001			25.387	25.648	82.139	40.088
2	16:10:00.097	<b>2:19.096</b>	47.942	52.601	38.553	37.743	32.450
3	16:11:43.693	<b>1:43.596</b>	46.602	37.302	19.692	77.313	<b>76.259</b>
4	16:12:47.272	<b>1:03.579</b>	<b>20.299</b>	23.681	19.599	83.885	75.317
5	16:13:51.005	<b>1:03.733</b>	20.604	<b>23.532</b>	<b>19.597</b>	<b>84.946</b>	75.742

Lap	Time of Day	Lap Tm	S1	S2	S3	S3Spd	SFSpd
<b>(81) Douglas SIMPSON</b>							
1	16:07:44.766			<b>30.068</b>	<b>29.388</b>	<b>68.899</b>	<b>36.832</b>
2	16:10:03.689	<b>2:18.923</b>	49.245	52.819	36.859	38.926	30.587

Lap	Time of Day	Lap Tm	S1	S2	S3	S3Spd	SFSpd
<b>(95) Craig BLAKE</b>							
1	16:07:47.893				27.357	83.054	36.933
2	16:10:06.110	<b>2:18.217</b>	49.113	53.025	36.079	36.812	34.361
3	16:11:49.116	<b>1:43.006</b>	46.842	36.257	19.907	80.658	<b>76.432</b>
4	16:12:54.788	<b>1:05.672</b>	20.810	24.858	20.004	81.739	76.086
5	16:13:59.495	<b>1:04.707</b>	20.899	23.825	19.983	84.625	75.402
6	16:15:03.474	<b>1:03.979</b>	20.812	<b>23.678</b>	19.489	83.885	75.572
7	16:16:07.661	<b>1:04.187</b>	20.529	23.749	19.909	<b>85.054</b>	74.897
8	16:17:13.026	<b>1:05.365</b>	21.362	24.072	19.931	81.739	75.148
9	16:18:17.435	<b>1:04.409</b>	20.839	23.905	19.665	84.839	74.981
10	16:19:21.813	<b>1:04.378</b>	<b>20.280</b>	24.588	19.510	83.260	75.317
11	16:20:25.306	<b>1:03.493</b>	20.427	23.690	<b>19.376</b>	83.989	75.487

Lap	Time of Day	Lap Tm	S1	S2	S3	S3Spd	SFSpd
<b>(21) Ross WILKINSON</b>							
1	16:07:47.126			26.051	26.822	83.260	40.745
2	16:10:05.199	<b>2:18.073</b>	49.090	52.560	36.423	39.130	35.450
3	16:11:48.858	<b>1:43.659</b>	46.919	36.585	20.155	81.540	75.148
4	16:12:54.346	<b>1:05.488</b>	20.760	24.972	19.756	81.540	<b>75.657</b>
5	16:13:59.568	<b>1:05.222</b>	21.003	23.964	20.255	82.951	72.706
6	16:15:04.170	<b>1:04.602</b>	21.027	23.767	19.808	84.412	74.647
7	16:16:08.229	<b>1:04.059</b>	<b>20.690</b>	<b>23.763</b>	19.606	83.780	75.233
8	16:17:12.927	<b>1:04.698</b>	20.992	23.820	19.886	83.571	74.070
9	16:18:17.597	<b>1:04.670</b>	21.124	23.889	19.657	<b>84.625</b>	73.583
10	16:19:22.144	<b>1:04.547</b>	20.932	24.173	<b>19.442</b>	84.095	74.897
11	16:20:26.600	<b>1:04.456</b>	21.165	23.768	19.523	83.363	74.564

Lap	Time of Day	Lap Tm	S1	S2	S3	S3Spd	SFSpd
<b>(24) John DUNCAN</b>							
1	16:07:32.894			23.935	25.465	82.849	44.121
2	16:09:50.241	<b>2:17.347</b>	46.054	52.632	38.661	30.882	33.756
3	16:11:36.401	<b>1:46.160</b>	47.885	38.875	19.400	80.081	76.086
4	16:12:39.436	<b>1:03.035</b>	20.361	23.467	<b>19.207</b>	84.095	<b>76.432</b>
5	16:13:42.973	<b>1:03.537</b>	<b>20.227</b>	23.737	19.573	84.412	76.345
6	16:15:03.845	<b>1:20.872</b>	20.447	39.735	20.690	62.542	75.914
7	16:16:07.701	<b>1:03.856</b>	20.420	23.669	19.767	<b>85.270</b>	74.481
8	16:17:11.705	<b>1:04.004</b>	21.013	23.592	19.399	84.412	75.233
9	16:18:14.871	<b>1:03.166</b>	20.450	<b>23.395</b>	19.321	84.625	75.828
10	16:19:22.548	<b>1:07.677</b>			19.747	80.272	76.345
11	16:20:26.777	<b>1:04.229</b>		23.709	19.456	84.732	76.345

Lap	Time of Day	Lap Tm	S1	S2	S3	S3Spd	SFSpd
<b>(155) Mark DAWSON</b>							
1	16:07:43.604			25.109	27.468	82.747	36.611
2	16:10:03.519	<b>2:19.915</b>	49.069	53.008	37.838	39.522	30.448
3	16:11:47.572	<b>1:44.053</b>	46.514	37.368	20.171	79.136	75.064
4	16:12:53.745	<b>1:06.173</b>	21.161	25.240	19.772	81.146	75.064
5	16:14:00.044	<b>1:06.299</b>	21.105	25.280	19.914	81.441	<b>75.828</b>
6	16:15:04.716	<b>1:04.672</b>	21.141	24.038	<b>19.493</b>	84.095	75.828
7	16:16:09.360	<b>1:04.644</b>	20.900	24.171	19.573	83.885	75.148
8	16:17:13.945	<b>1:04.585</b>	21.001	24.035	19.549	83.675	75.487
9	16:18:18.422	<b>1:04.477</b>	21.012	23.962	19.503	83.571	75.572
10	16:19:23.371	<b>1:04.949</b>	20.835	24.138	19.976	83.780	75.233
11	16:20:27.472	<b>1:04.101</b>	<b>20.737</b>	<b>23.777</b>	19.587	<b>84.518</b>	75.402

Lap	Time of Day	Lap Tm	S1	S2	S3	S3Spd	SFSpd
<b>(30) Gordon LONG</b>							
1	16:07:45.984			25.123	29.388	84.200	37.616
2	16:10:04.359	<b>2:18.375</b>	49.227	52.616	36.532	38.108	32.140
3	16:11:48.122	<b>1:43.763</b>	46.812	37.120	19.831	80.561	76.086
4	16:12:55.510	<b>1:07.388</b>	21.016	25.489	20.883	81.540	74.981
5	16:13:59.939	<b>1:04.429</b>	20.735	23.840	19.854	83.885	74.897
6	16:15:05.302	<b>1:05.363</b>	22.011	23.746	19.606	85.270	76.172
7	16:16:09.724	<b>1:04.422</b>	20.968	23.886	19.568	84.839	<b>76.259</b>
8	16:17:14.667	<b>1:04.943</b>	21.204	24.007	19.732	84.200	74.813
9	16:18:19.135	<b>1:04.468</b>	<b>20.687</b>	24.257	19.524	83.467	76.172
10	16:19:23.894	<b>1:04.759</b>	20.778	23.816	20.165	85.596	74.813
11	16:20:27.693	<b>1:03.799</b>	20.754	<b>23.525</b>	<b>19.520</b>	<b>85.925</b>	76.086

Clerk of the Course.

Orbits

Sig : Time :  
 Chief Timekeeper : Ian Sharp (SMART Timing)  
 Results available at [www.smart-timing.co.uk](http://www.smart-timing.co.uk) and [www.speedhive.com](http://www.speedhive.com)



## SMRC Super Touring Car Festival

## Lapchart

Celtic Speed Mini Cooper Cup

Knockhill 1.267 miles

Race 19 - 3rd Race

05/08/2018 16:25

Race (11 Laps) started at 16:06:20

Competitors	Laps											
	1	2	3	4	5	6	7	8	9	10	11	
John DUNCAN (24)	1	24	24	24	24	24	91	91	91	91	91	91
David SLEIGH (5)	2	5	5	5	5	5	5	5	5	5	5	5
Hannah CHAPMAN (8)	3	8	8	8	91	91	77	77	77	77	7	23
Robbie DALGLEISH (91)	4	91	91	91	8	77	7	7	7	7	77	7
Ashleigh MORRIS (77)	5	77	77	77	77	7	23	23	23	23	23	77
Fiona KINDNESS (55)	6	55	55	55	55	55	55	55	44	44	44	44
Ian MUNRO (23)	7	23	23	23	23	52	52	44	55	55	55	55
Michael WEDDELL (7)	8	7	7	7	7	23	4	52	52	52	52	96
Simon HOLDERNESS (52)	9	52	52	52	52	8	44	4	96	96	96	4
Ross McCOLM (44)	10	44	44	44	4	4	96	96	4	4	4	52
Dominic WHEATLEY (4)	11	4	4	4	44	44	50	50	50	50	50	50
Craig DILLON (16)	12	16	16	16	16	16	6	6	6	6	6	6
Taelor SHAND (96)	13	96	96	96	96	96	95	95	24	24	95	95
Andrew BELL (50)	14	50	50	50	50	50	24	24	21	95	21	21
Jonny DREELAN (6)	15	6	6	6	6	6	21	21	95	21	24	24
Mark DAWSON (155)	16	155	155	155	155	95	155	155	155	155	155	155
Douglas SIMPSON (81)	17	81	81	30	21	21	30	30	30	30	30	30
Gordon LONG (30)	18	30	30	21	95	30						
Ross WILKINSON (21)	19	21	21	95	30	155						
Craig BLAKE (95)	20	95	95									
-	21											

Margin of Victory	Avg. Speed	Best Lap Tm	Best Speed	Best Lap by
1.615	60.854	1:02.229	73.291	91 - Robbie DALGLEISH

Clerk of the Course.

Orbits

Sig : Time :  
 Chief Timekeeper : Ian Sharp (SMART Timing)  
 Results available at [www.smart-timing.co.uk](http://www.smart-timing.co.uk) and [www.speedhive.com](http://www.speedhive.com)







## Celtic Speed Scottish Mini Cooper Newcomers Cup



Pos	Car No.	Name	Knockhill			Knockhill AC			Anglesay		Knockhill			Knockhill			Knockhill AC			Total	Diff			
			1	2	3	4	5	6	7	8	9	10	11	12	12a	14	15	16	17			18	19	20
1	7	Michael WEDDELL	25	25	25	DQ	16	20	25	20	25	25	25	25	25	25							306	
2	95	Craig BLAKE	DNF	16	16	20	25	25	20	25	20	16	20	20	20	20							263	-43
3	21	Ross WILKINSON	16	20	20	25	20	16	14	16	16	14	14	14	16	16							237	-26
4	16	Craig DILLON	20	DNF	12	DNF	14	14	16	DNF	14	20	16	16	12	DNF							154	-83
5=	30	David LONG	14	12	10	16	12	12															76	-78
5=	30	Gordon LONG								12	12	12	12	14	14								76	0
7	10	Jake HUTCHISON	DNF	14	14	DNF	DNS	DNS															28	-48

## Celtic Speed Scottish Mini Cooper Ladies Cup



Pos	Car No.	Name	Knockhill			Knockhill AC			Anglesay		Knockhill			Knockhill			Knockhill AC			Total	Diff		
			1	2	3	4	5	6	7	8	9	10	11	12	12a	14	15	16	17			18	19
1	77	Ashleigh MORRIS	25	20	20	20	16	16	20	20	20	20	20	20	25							282	
2	8	Hannah CHAPMAN	DNF	25	25	25	25	25	25	DNF	25	25	25	25	25	DNF						275	-7
3	55	Fiona KINDNESS	20	16	16	DNF	20	20	16	25	16	16	16	16	16	20						233	-42



# Race Results



Bulletin No. \_\_\_\_\_

## SMRC Super Touring Car Festival

Sorted on Laps

Scottish Legends Championship

Knockhill 1.267 miles

Race 20 - Final

05/08/2018 16:50

Race (13 Laps) started at 16:34:20

Pos	No.	Name	Make/Model	CC	Class Code	Laps	Total Tm	Diff	Best Tm	In Lap	2nd Best
1	60	David NEWALL	Ford Coupe	1250	L	13	17:52.178		59.802	3	1:00.272
2	22	Ben MASON	Chevy Sedan	1250	L	13	17:53.025	0.847	1:00.019	8	1:00.761
3	71	Ryan McLEISH	Ford Coupe	1250	L	13	17:53.728	1.550	58.758	4	59.562
4	5	Michael PAXTON	Ford Coupe	1250	L	13	17:54.766	2.588	59.378	3	1:00.151
5	44	Colm O'SULLIVAN	Ford Coupe	1250	LR	13	17:55.443	3.265	59.741	8	1:01.542
6	37	Ivor GREENWOOD	Ford Coupe	1250	L	13	17:56.259	4.081	59.596	9	1:00.131
7	52	Stewart BLACK	Ford Coupe	1250	L	13	17:59.313	7.135	58.881	2	59.259
8	75	Pino PALAZZO	Ford Sedan	1250	L	13	17:59.609	7.431	59.678	3	1:00.574
9	86	Jon CRITCHLOW	Chevy Sedan	1250	LR	13	18:01.094	8.916	1:01.683	9	1:02.451
10	17	Billy WAIT	37 Ford	1250	L	13	18:03.066	10.888	1:00.249	4	1:00.323
11	6	David HUNTER	Ford Coupe	1250	L	13	18:04.614	12.436	58.813	3	59.543
12	16	John BUSHBY	Ford Coupe	1250	L	13	18:05.625	13.447	1:02.728	3	1:02.925
13	30	Mark FRENCH	Ford Coupe	1250	LR	13	18:06.611	14.433	1:04.614	3	1:04.837
14	33	Kieran BEATY	Ford Coupe	1250	L	13	18:08.820	16.642	1:00.119	9	1:01.054
15	85	Mark BEATY	Ford Coupe	1250	L	12	18:00.268	1 Lap	1:00.141	2	1:00.909
16	7	Duncan VINCENT	Ford Coupe	1250	LT	12	18:07.973	1 Lap	59.217	3	59.784
<b>Not classified</b>											
DNF	15	Steven McGILL	Ford Coupe	1250	L	10	16:43.100	DNF	59.641	3	59.666
DNF	8	Jordan HODGSON	Ford Coupe	1250	L	3	3:13.026	DNF	1:00.733	3	1:03.697
DNS	1	John PATERSON	Ford Coupe	1250	L			DNS		0	

### Announcements

Race distance increased to 13 Laps - 3 Laps completed behind the Safety Car.  
Safety Car deployed Laps 11 - 13, Race finished behind the Safety Car.

Margin of Victory	Avg. Speed	Best Lap Tm	Best Speed	Best Lap by
0.847	55.300	58.758	77.621	71 - Ryan McLEISH

Clerk of the Course.

Orbits

Sig : Time :

Chief Timekeeper : Ian Sharp (SMART Timing)

Results available at [www.smart-timing.co.uk](http://www.smart-timing.co.uk) and [www.speedhive.com](http://www.speedhive.com)

Printed: 05/08/2018 17:03:26





# Lap times



Bulletin No. \_\_\_\_\_

## SMRC Super Touring Car Festival

### Scottish Legends Championship

### Knockhill 1.267 miles

### Race 20 - Final

### 05/08/2018 16:50

### Race (13 Laps) started at 16:34:20

Lap	Time of Day	Lap Tm	S1	S2	S3	S3Spd	SFSpd
<b>(60) David NEWALL</b>							
1	16:35:27.841	<b>1:04.569</b>	22.925	23.596	18.048	96.976	<b>91.179</b>
2	16:36:28.619	<b>1:00.778</b>	20.557	<b>22.399</b>	<b>17.822</b>	<b>97.540</b>	89.716
3	16:37:28.421	<b>59.802</b>	19.372	22.480	17.950	97.399	91.055
4	16:38:29.104	<b>1:00.683</b>	19.691	22.635	18.357	96.143	90.809
5	16:39:33.096	<b>1:03.992</b>	<b>19.272</b>	22.779	21.941	85.162	55.187
6	16:41:37.613	<b>2:04.517</b>	38.389	51.422	34.706	33.222	40.136
7	16:43:49.120	<b>2:11.507</b>	45.584	50.533	35.390	39.084	40.696
8	16:45:20.847	<b>1:31.727</b>	29.215	37.546	24.966	52.428	90.932
9	16:46:21.119	<b>1:00.272</b>	19.733	22.551	17.988	96.419	89.716
10	16:47:22.703	<b>1:01.584</b>	21.019	22.624	17.941	94.120	88.068
11	16:48:24.341	<b>1:01.638</b>	19.751	22.653	19.234	93.726	57.113
12	16:50:47.083	<b>2:22.742</b>	40.068	1:05.891	36.783	20.912	43.407
13	16:52:12.338	<b>1:25.255</b>	31.240	31.040	22.975	61.965	64.279

Lap	Time of Day	Lap Tm	S1	S2	S3	S3Spd	SFSpd
<b>(37) Ivor GREENWOOD</b>							
1	16:35:29.220	<b>1:05.027</b>	24.949	<b>22.606</b>	17.472	98.688	<b>95.188</b>
2	16:36:32.580	<b>1:03.360</b>	21.910	23.239	18.211	96.697	92.947
3	16:37:33.475	<b>1:00.895</b>	20.157	23.132	17.606	<b>99.272</b>	94.919
4	16:38:42.642	<b>1:09.167</b>	28.082	23.394	17.691	96.419	91.928
5	16:39:49.877	<b>1:07.235</b>	<b>19.442</b>	24.000	23.793	63.012	78.397
6	16:41:50.080	<b>2:00.203</b>	31.500	54.001	34.702	41.196	45.839
7	16:43:59.237	<b>2:09.157</b>	45.961	49.127	34.069	38.971	54.163
8	16:45:26.536	<b>1:27.299</b>	26.185	34.918	26.196	51.032	93.857
9	16:46:26.132	<b>59.596</b>	19.542	22.629	<b>17.425</b>	98.979	94.651
10	16:47:26.263	<b>1:00.131</b>	20.011	22.667	17.453	96.836	92.947
11	16:48:30.529	<b>1:04.266</b>	19.814	24.583	19.869	90.077	80.176
12	16:50:50.071	<b>2:19.542</b>	37.438	1:06.657	35.447	19.240	50.306
13	16:52:16.419	<b>1:26.348</b>	31.678	30.858	23.812	59.918	71.013

Lap	Time of Day	Lap Tm	S1	S2	S3	S3Spd	SFSpd
<b>(22) Ben MASON</b>							
1	16:36:32.963	<b>1:01.937</b>	20.393	23.180	18.364	92.818	91.552
2	16:37:34.741	<b>1:01.778</b>	19.989	23.532	18.257	97.540	90.320
3	16:38:35.722	<b>1:00.981</b>	20.188	22.789	18.004	94.385	89.239
4	16:39:40.797	<b>1:05.075</b>	<b>19.432</b>	23.641	22.002	77.224	51.861
5	16:41:45.204	<b>2:04.407</b>	35.972	52.739	35.696	37.015	41.968
6	16:43:54.328	<b>2:09.124</b>	44.627	49.641	34.856	39.568	49.820
7	16:45:22.921	<b>1:28.593</b>	27.854	35.778	24.961	55.415	<b>92.562</b>
8	16:46:22.940	<b>1:00.019</b>	19.607	22.480	17.932	<b>97.824</b>	91.427
9	16:47:23.701	<b>1:00.761</b>	20.274	22.689	17.798	94.785	89.477
10	16:48:25.084	<b>1:01.383</b>	19.434	<b>22.465</b>	19.484	93.465	60.512
11	16:50:47.668	<b>2:22.584</b>	39.928	1:05.891	36.765	20.410	43.976
12	16:52:13.185	<b>1:25.517</b>	31.304	31.217	22.996	61.680	63.130

Lap	Time of Day	Lap Tm	S1	S2	S3	S3Spd	SFSpd
<b>(52) Stewart BLACK</b>							
1	16:35:51.064	<b>1:23.654</b>	43.818	22.256	<b>17.580</b>	96.005	90.320
2	16:36:49.945	<b>58.881</b>	<b>19.105</b>	22.175	17.601	95.323	89.836
3	16:37:49.204	<b>59.259</b>	19.244	22.347	17.668	95.323	89.957
4	16:38:49.204	<b>1:00.000</b>	19.349	22.370	18.281	94.518	89.358
5	16:39:56.751	<b>1:07.547</b>	20.658	26.360	20.529	79.511	73.826
6	16:41:51.198	<b>1:54.447</b>	26.180	53.912	34.355	40.770	47.934
7	16:44:00.224	<b>2:09.026</b>	46.281	48.576	34.169	38.238	51.542
8	16:45:26.850	<b>1:26.626</b>	26.085	34.651	25.890	57.406	<b>92.435</b>
9	16:46:26.591	<b>59.741</b>	19.906	<b>22.025</b>	17.810	<b>99.125</b>	92.308
10	16:47:27.803	<b>1:01.212</b>	20.913	22.644	17.655	96.005	90.564
11	16:48:33.815	<b>1:06.012</b>	19.315	25.905	20.792	79.606	76.519
12	16:50:51.036	<b>2:17.221</b>	35.059	1:06.169	35.993	16.582	53.902
13	16:52:19.473	<b>1:28.437</b>	32.676	31.646	24.115	67.310	65.153

Lap	Time of Day	Lap Tm	S1	S2	S3	S3Spd	SFSpd
<b>(71) Ryan McLEISH</b>							
1	16:35:29.105	<b>1:05.529</b>	25.105	22.228	18.196	<b>101.678</b>	91.677
2	16:36:32.231	<b>1:03.126</b>	21.756	22.829	18.541	99.714	91.677
3	16:37:31.911	<b>59.680</b>	19.950	22.151	<b>17.579</b>	97.540	90.932
4	16:38:30.669	<b>58.758</b>	<b>19.019</b>	<b>22.108</b>	17.631	96.419	91.303
5	16:39:37.805	<b>1:07.136</b>	20.063	24.774	22.299	75.742	56.919
6	16:41:40.593	<b>2:02.788</b>	37.112	51.222	34.454	39.874	43.690
7	16:43:51.927	<b>2:11.334</b>	46.155	50.204	34.975	39.061	45.964
8	16:45:22.197	<b>1:30.270</b>	28.986	36.420	24.864	53.302	91.677
9	16:46:21.759	<b>59.562</b>	19.240	22.321	18.001	98.979	<b>93.465</b>
10	16:47:24.170	<b>1:02.411</b>	21.657	22.857	17.897	98.398	90.198
11	16:48:25.537	<b>1:01.367</b>	19.417	22.382	19.568	88.183	58.507
12	16:50:48.135	<b>2:22.598</b>	40.367	1:05.730	36.501	18.782	45.528
13	16:52:13.888	<b>1:25.753</b>	31.376	31.393	22.984	61.623	71.164

Lap	Time of Day	Lap Tm	S1	S2	S3	S3Spd	SFSpd
<b>(75) Pino PALAZZO</b>							
1	16:35:27.416	<b>1:05.371</b>	23.762	23.518	18.091	<b>98.254</b>	91.802
2	16:36:27.990	<b>1:00.574</b>	20.006	22.560	18.008	96.281	90.686
3	16:37:27.668	<b>59.678</b>	<b>19.272</b>	<b>22.493</b>	<b>17.913</b>	96.558	90.077
4	16:38:28.306	<b>1:00.638</b>	19.654	22.586	18.398	95.053	90.564
5	16:39:49.579	<b>1:21.273</b>	19.812	37.911	23.550	72.081	78.032
6	16:41:49.436	<b>1:59.857</b>	31.292	53.591	34.974	41.760	46.154
7	16:43:58.195	<b>2:08.759</b>	45.883	48.886	33.990	40.353	52.551
8	16:45:26.238	<b>1:28.043</b>	26.501	35.227	26.315	48.418	90.932
9	16:46:26.969	<b>1:00.731</b>	19.573	23.079	18.079	95.188	<b>91.928</b>
10	16:47:28.577	<b>1:01.608</b>	20.796	22.885	17.927	96.976	90.320
11	16:48:35.129	<b>1:06.552</b>	21.495	24.687	20.370	88.299	79.795
12	16:50:51.906	<b>2:16.777</b>	34.476	1:06.483	35.818	16.673	53.988
13	16:52:19.769	<b>1:27.863</b>	32.349	32.138	23.376	66.641	64.713

Lap	Time of Day	Lap Tm	S1	S2	S3	S3Spd	SFSpd
<b>(5) Michael PAXTON</b>							
1	16:35:27.982	<b>1:05.420</b>	24.530	23.091	17.799	<b>99.419</b>	92.435
2	16:36:30.267	<b>1:02.285</b>	21.415	23.077	17.793	95.459	91.427
3	16:37:29.645	<b>59.378</b>	<b>19.181</b>	<b>22.233</b>	17.964	96.558	91.427
4	16:38:29.796	<b>1:00.151</b>	19.730	22.663	17.758	96.697	92.435
5	16:39:36.992	<b>1:07.196</b>	20.767	23.940	22.489	79.230	55.737
6	16:41:39.999	<b>2:03.007</b>	36.883	51.671	34.453	39.406	43.690
7	16:43:51.327	<b>2:11.328</b>	46.150	50.153	35.025	39.615	42.233
8	16:45:21.978	<b>1:30.651</b>	29.091	36.531	25.029	52.841	91.677
9	16:46:22.147	<b>1:00.169</b>	19.816	22.578	17.775	97.399	92.562
10	16:47:24.488	<b>1:02.341</b>	21.608	23.086	<b>17.647</b>	97.117	<b>92.818</b>
11	16:48:29.757	<b>1:05.269</b>	20.776	24.562	19.931	91.552	76.958
12	16:50:49.127	<b>2:19.370</b>	36.699	1:06.032	36.639	19.027	48.912
13	16:52:14.926	<b>1:25.799</b>	31.437	31.301	23.061	58.354	75.233

Lap	Time of Day	Lap Tm	S1	S2	S3	S3Spd	SFSpd
<b>(86) Jon CRITCHLOW</b>							
1	16:35:28.680	<b>1:07.084</b>	25.138	<b>23.420</b>	18.526	96.697	<b>91.303</b>
2	16:36:32.837	<b>1:04.157</b>	21.631	23.879	18.647	96.697	89.957
3	16:37:35.288	<b>1:02.451</b>	20.435	23.484	18.532	<b>98.254</b>	90.809
4	16:38:38.155	<b>1:02.867</b>	20.852	23.653	18.362	93.857	87.494
5	16:39:46.990	<b>1:08.835</b>	20.696	24.887	23.252	64.218	68.477
6	16:41:46.685	<b>1:59.695</b>	31.510	52.485	35.700	36.118	42.074
7	16:43:55.802	<b>2:09.117</b>	44.710	49.892	34.515	40.548	51.582
8	16:45:24.361	<b>1:28.559</b>	27.299	35.740	25.520	50.801	89.239
9	16:46:26.044	<b>1:01.683</b>	19.847	23.525	18.311	95.868	89.358
10	16:47:30.815	<b>1:04.771</b>	22.928	23.620	<b>18.223</b>	93.726	87.608
11	16:48:41.422	<b>1:10.607</b>	24.782	25.692	20.133	81.146	78.857
12	16:50:53.005	<b>2:11.583</b>	29.904	1:07.062	34.617	16.912	49.562
13	16:52:21.254	<b>1:28.249</b>	32.839	32.595	22.815	70.938	63.130

Lap	Time of Day	Lap Tm	S1	S2	S3	S3Spd	SFSpd
<b>(44) Colm O'SULLIVAN</b>							
1	16:36:33.383	<b>1:02.087</b>	20.786	22.867	18.434	91.677	90.686
2	16:37:34.925	<b>1:01.542</b>	20.086	23.377	18.079	<b>99.125</b>	91.427
3	16:38:						

## SMRC Super Touring Car Festival

### Scottish Legends Championship

Knockhill 1.267 miles

### Race 20 - Final

05/08/2018 16:50

### Race (13 Laps) started at 16:34:20

Lap	Time of Day	Lap Tm	S1	S2	S3	S3Spd	SFSpd	Lap	Time of Day	Lap Tm	S1	S2	S3	S3Spd	SFSpd
<b>(6) David HUNTER</b>								<b>(7) Duncan VINCENT</b>							
1	16:35:28.305	<b>1:04.565</b>	23.584	23.033	17.948	<b>102.454</b>	93.465	1	16:35:24.056	<b>1:03.526</b>	23.387	22.329	17.810	96.836	90.442
2	16:36:30.911	<b>1:02.606</b>	21.469	23.350	<b>17.787</b>	97.682	92.181	2	16:36:23.990	<b>59.934</b>	19.829	22.281	17.824	<b>96.976</b>	<b>90.686</b>
3	16:37:29.724	<b>58.813</b>	<b>18.825</b>	<b>22.036</b>	17.952	100.310	93.076	3	16:37:23.207	<b>59.217</b>	<b>19.288</b>	<b>22.166</b>	<b>17.763</b>	96.005	90.442
4	16:38:29.267	<b>59.543</b>	19.163	22.200	18.180	100.011	91.802	4	16:38:22.991	<b>59.784</b>	19.357	22.423	18.004	95.323	90.198
5	16:39:35.412	<b>1:06.145</b>	19.949	23.766	22.430	77.761	59.493	5	16:39:29.997	<b>1:07.006</b>	19.600	22.702	24.704	77.851	45.404
6	16:41:38.417	<b>2:03.005</b>	36.915	51.539	34.551	36.452	41.708	6	16:41:36.484	<b>2:06.487</b>	39.864	51.813	34.810	35.886	39.153
7	16:43:49.680	<b>2:11.263</b>	46.066	49.984	35.213	39.638	44.092	7	16:43:46.533	<b>2:10.049</b>	45.047	49.534	35.468	37.828	44.888
8	16:45:20.955	<b>1:31.275</b>	29.234	37.196	24.845	51.821	<b>93.595</b>	8	16:45:20.286	<b>1:33.753</b>	30.768	38.088	24.897	50.878	89.957
9	16:46:21.317	<b>1:00.362</b>	19.771	22.698	17.893	99.419	93.205	9	16:46:20.391	<b>1:00.105</b>	19.650	22.469	17.986	94.385	90.077
10	16:47:31.776	<b>1:10.459</b>	29.195	23.448	17.816	98.254	90.932	10	16:48:21.736	<b>2:01.345</b>	1:04.439	32.188	24.718	77.313	34.789
11	16:48:42.496	<b>1:10.720</b>	24.697	26.578	19.445	81.938	86.590	11	16:50:59.923	<b>2:38.187</b>	1:26.832	39.479	31.876	17.531	52.387
12	16:50:56.680	<b>2:14.184</b>	30.009	1:08.767	35.408	17.296	60.786	12	16:52:28.133	<b>1:28.210</b>	30.455	32.866	24.889	61.965	59.971
13	16:52:24.774	<b>1:28.094</b>	30.443	33.056	24.595	55.142	62.776								
<b>(16) John BUSHBY</b>								<b>(15) Steven McGill</b>							
1	16:35:27.870	<b>1:07.266</b>	24.776	23.988	18.502	94.120	88.532	1	16:35:27.532	<b>1:04.587</b>	23.053	23.586	17.948	<b>98.833</b>	<b>94.252</b>
2	16:36:31.915	<b>1:04.045</b>	21.355	23.850	18.840	94.785	<b>90.442</b>	2	16:36:28.473	<b>1:00.941</b>	20.753	<b>22.166</b>	18.022	98.833	91.552
3	16:37:34.643	<b>1:02.728</b>	<b>20.421</b>	24.098	<b>18.209</b>	<b>95.595</b>	90.442	3	16:37:28.114	<b>59.641</b>	19.391	22.219	18.031	98.398	92.818
4	16:38:39.367	<b>1:04.724</b>	22.053	24.183	18.488	94.385	87.266	4	16:38:27.780	<b>59.666</b>	<b>19.354</b>	22.493	<b>17.819</b>	97.824	89.836
5	16:39:48.061	<b>1:08.694</b>	21.019	25.191	22.484	71.164	75.742	5	16:39:32.343	<b>1:04.563</b>	19.642	22.609	22.312	95.188	52.716
6	16:41:48.199	<b>2:00.138</b>	32.081	53.182	34.875	41.373	44.413	6	16:41:37.085	<b>2:04.742</b>	38.585	51.460	34.697	34.344	39.592
7	16:43:57.424	<b>2:09.225</b>	45.795	49.543	33.887	43.351	53.345	7	16:43:47.855	<b>2:10.770</b>	45.391	50.344	35.035	37.261	45.558
8	16:45:26.004	<b>1:28.580</b>	26.845	35.313	26.422	50.006	88.183	8	16:45:20.450	<b>1:32.595</b>	30.118	37.667	24.810	50.916	92.562
9	16:46:29.452	<b>1:03.448</b>	20.938	23.831	18.679	94.385	87.608	9	16:46:20.448	<b>59.998</b>	19.918	22.258	17.822	98.254	91.928
10	16:47:32.377	<b>1:02.925</b>	20.869	<b>23.680</b>	18.376	94.385	88.767	10	16:51:03.260	<b>4:42.812</b>	3:27.791	41.553	33.468	14.164	39.662
11	16:48:43.470	<b>1:11.093</b>	25.012	26.095	19.986	82.240	87.266								
12	16:50:57.765	<b>2:14.295</b>	29.816	1:09.364	35.115	17.309	56.871	<b>(8) Jordan HODGSON</b>							
13	16:52:25.785	<b>1:28.020</b>	30.293	32.523	25.204	52.633	59.971	1	16:35:28.756	<b>1:05.609</b>	24.556	23.003	18.050	<b>101.987</b>	91.928
<b>(30) Mark FRENCH</b>								2	16:36:32.453	<b>1:03.697</b>	21.837	<b>22.922</b>	18.938	99.566	<b>93.205</b>
1	16:35:33.569	<b>1:12.500</b>	28.107	25.156	<b>19.237</b>	<b>88.532</b>	<b>83.260</b>	3	16:37:33.186	<b>1:00.733</b>	<b>20.026</b>	23.031	<b>17.676</b>	97.682	92.818
2	16:36:39.087	<b>1:05.518</b>	22.029	<b>24.206</b>	19.283	88.183	82.039								
3	16:37:43.701	<b>1:04.614</b>	24.395	19.422	86.590	81.540									
4	16:38:50.098	<b>1:06.397</b>	21.222	24.656	20.519	86.590	81.540								
5	16:39:58.189	<b>1:08.091</b>	22.176	25.202	20.713	84.625	79.700								
6	16:41:52.220	<b>1:54.031</b>	25.258	54.170	34.603	41.450	45.901								
7	16:44:00.941	<b>2:08.721</b>	46.611	48.176	33.934	40.721	54.826								
8	16:45:28.926	<b>1:27.985</b>	26.260	34.517	27.208	60.349	81.839								
9	16:46:33.763	<b>1:04.837</b>	20.836	24.397	19.604	86.479	79.985								
10	16:47:39.313	<b>1:05.550</b>	21.555	24.696	19.299	86.479	81.244								
11	16:48:46.868	<b>1:07.555</b>	22.595	25.301	19.659	86.368	81.146								
12	16:50:58.714	<b>2:11.846</b>	27.276	1:09.786	34.784	19.141	56.440								
13	16:52:26.771	<b>1:28.057</b>	29.957	32.911	25.189	53.472	55.645								
<b>(33) Kieran BEATY</b>															
1	16:35:25.253	<b>1:04.138</b>	23.622	<b>22.491</b>	18.025	96.143	90.198								
2	16:36:26.846	<b>1:01.593</b>	20.427	22.847	18.319	94.385	89.239								
3	16:37:27.900	<b>1:01.054</b>	19.638	22.939	18.477	93.335	91.055								
4	16:38:29.186	<b>1:01.286</b>	19.951	23.079	18.256	98.543	90.809								
5	16:39:36.156	<b>1:06.970</b>	20.845	23.296	22.829	78.857	54.692								
6	16:41:39.219	<b>2:03.063</b>	36.845	51.634	34.584	36.731	42.180								
7	16:43:50.586	<b>2:11.367</b>	46.001	50.028	35.338	40.994	41.812								
8	16:45:21.534	<b>1:30.948</b>	28.906	36.931	25.111	52.143	91.055								
9	16:46:21.653	<b>1:00.119</b>	<b>19.352</b>	22.766	<b>18.001</b>	<b>99.125</b>	<b>92.181</b>								
10	16:47:24.361	<b>1:02.708</b>	21.275	23.108	18.325	98.398	91.552								
11	16:48:30.842	<b>1:06.481</b>	20.047	22.811	23.623	92.435	36.274								
12	16:51:09.351	<b>2:38.509</b>	1:55.444	24.400	18.665	91.427	88.299								
13	16:52:28.980	<b>1:19.629</b>	21.564	32.584	25.481	63.609	59.651								
<b>(85) Mark BEATY</b>															
1	16:36:36.238	<b>2:14.194</b>	1:32.668	23.514	<b>18.012</b>	93.726	89.716								
2	16:37:36.379	<b>1:00.141</b>	<b>19.398</b>	<b>22.661</b>	18.082	<b>96.005</b>	90.809								
3	16:38:39.217	<b>1:02.838</b>	20.895	23.589	18.354	93.595	90.198								
4	16:39:47.125	<b>1:07.908</b>	19.940	25.040	22.928	66.707	78.950								
5	16:41:47.200	<b>2:00.075</b>	31.987	52.441	35.647	38.173	41.501								
6	16:43:56.280	<b>2:09.080</b>	45.137	49.895	34.048	46.570	52.675								
7	16:45:24.921	<b>1:28.641</b>	27.191	35.657	25.793	48.071	91.055								
8	16:46:25.830	<b>1:00.909</b>	19.559	23.120	18.230	94.651	90.564								
9	16:47:28.729	<b>1:02.899</b>	21.230	23.224	18.445	93.465	<b>92.181</b>								
10	16:48:35.808	<b>1:07.079</b>	21.907	24.597	20.575	83.260	73.502								
11	16:50:52.369	<b>2:16.561</b>	34.694	1:06.737	35.130	16.731	51.423								
12	16:52:20.428	<b>1:28.059</b>	32.576	32.249	23.234	65.535	64.651								

Clerk of the Course.

Orbits

Sig : Time :  
 Chief Timekeeper : Ian Sharp (SMART Timing)  
 Results available at [www.smart-timing.co.uk](http://www.smart-timing.co.uk) and [www.speedhive.com](http://www.speedhive.com)





## SMRC Super Touring Car Festival

## Lapchart

Scottish Legends Championship

Knockhill 1.267 miles

Race 20 - Final

05/08/2018 16:50

Race (13 Laps) started at 16:34:20

Competitors	Laps														
	0	1	2	3	4	5	6	7	8	9	10	11	12	13	
Duncan VINCENT (7)	1	7	7	7	7	7	7	7	7	7	7	60	60	60	60
John BUSHBY (16)	2	16	33	33	75	15	15	15	15	15	15	71	71	71	71
Mark FRENCH (30)	3	30	17	75	33	75	60	60	60	60	60	33	5	5	5
Kieran BEATY (33)	4	33	75	15	15	60	6	6	6	6	6	5	37	37	37
Billy WAIT (17)	5	17	15	60	60	33	33	33	33	33	33	37	33	52	52
Jon CRITCHLOW (86)	6	86	60	5	5	6	5	5	5	5	71	52	52	75	75
Mark BEATY (85)	7	85	16	6	6	5	71	71	71	71	5	75	75	86	86
Pino PALAZZO (75)	8	75	5	17	71	71	17	17	17	17	17	86	86	17	17
Michael PAXTON (5)	9	5	6	16	17	17	86	86	86	86	86	17	17	6	6
Steven McGILL (15)	10	15	86	71	8	86	16	16	16	16	37	6	6	16	16
Jordan HODGSON (8)	11	8	8	8	37	16	75	75	75	75	52	16	16	30	30
David NEWALL (60)	12	60	71	37	16	37	37	37	37	37	75	30	30	33	33
Ryan McLEISH (71)	13	71	37	86	86	52	52	52	52	52	16	7	22	22	22
David HUNTER (6)	14	6	30	30	30	30	30	30	30	30	30	22	44	44	44
Ivor GREENWOOD (37)	15	37	52	52	52	22	22	22	22	22	22	44	85	85	85
Stewart BLACK (52)	16	52	22	22	22	44	44	44	44	44	44	85	7	7	7
Ben MASON (22)	17	22	44	44	44	85	85	85	85	85	85	15			
Colm O'SULLIVAN (44)	18	44	85	85	85										
-	19														

Margin of Victory	Avg. Speed	Best Lap Tm	Best Speed	Best Lap by
0.847	55.300	58.758	77.621	71 - Ryan McLEISH

Clerk of the Course.

Orbits

Sig : Time :  
Chief Timekeeper : Ian Sharp (SMART Timing)

Results available at [www.smart-timing.co.uk](http://www.smart-timing.co.uk) and [www.speedhive.com](http://www.speedhive.com)

Printed: 05/08/2018 17:04:24





Scottish Legends Championship



Pos	Car No.	Name	Class	Knockhill 6th April			Knockhill AC 6th May			Anglesy 26th May			Anglesy 27th May			Knockhill 1st July			Knockhill SLS 22nd July			Knockhill 4th/5th August			Knockhill AC 16th September			Knockhill 7th October			Total	Total DS	Diff								
				H1	H2	F	H1	H2	F	H1	H2	F	H1	H2	F	H1	H2	F	H1	H2	F	H1	H2	F	H1	H2	F	H1	H2	F											
1	6	David HUNTER		160	185	140	485	200	140	5	345	200	170	120	490	160	200	185	545	200	150	160	510	185	140	200	525	170	150	90	410				0			0	3310	3310	
2	37	Ivor GREENWOOD		170	140	150	460	140	130	200	470	150	90	185	425	5	130	160	295	120	160	200	480	200	150	160	510	200	200	140	540				0			0	3180	3180	-130
3	71	Ryan McLEISH		150	120	185	455	150	150	160	460	120	130	160	410	185	185	200	570	140	170	170	480	60	160	5	225	110	185	170	465				0			0	3065	3065	-115
4	8	Jordan HODGSON		100	150	90	340	100	100	185	385	185	110	170	465	200	160	170	530	160	200	140	500	170	130	185	485	150	140	5	295				0			0	3000	3000	-65
5	60	David NEWALL		185	110	170	465	185	185	130	500	170	120	200	490	170	90		260	80	185	185	450	140	5	170	315	120	160	200	480				0			0	2960	2960	-40
6	52	Stewart BLACK		5	130	160	295	120	170	150	440	140	160	130	430	100	100	130	330	185	140	110	435	150	200	150	500	130	120	130	380				0			0	2810	2810	-150
7	15	Steven McGILL		140	170	130	440	160	5	170	335	5	185	150	340	5	170	150	325	170	110	150	430	160	170	140	470	90	170	5	265				0			0	2605	2605	-205
8	5	Michael PAXTON		90	80	80	250	90	120	110	320	160	150	110	420	120	120	100	340	70	100	100	270	90	120	120	330	140	100	160	400				0			0	2330	2330	-275
9	17	Billy WAIT		130	100	120	350	60	80	120	260	5	140	100	245	140	110	110	360	90	80	90	260	120	110	130	360	60	90	100	250				0			0	2085	2085	-245
10	1	John PATERSON		200	200	200	600	110	200	70	380	5	200	5	210	150	150	120	420				0				0	185	60	DNS	245				0			0	1855	1855	-230
11	22	Ben MASON		110	160	5	275				0				0				0	150	120	120	390	130	185	110	425	160	DQ	185	345				0			0	1435	1435	-420
12	85	Mark BEATY					0	80	110	5	195	110	5	140	255	110	140	140	390	110	90	5	205	5	5	70	80	80	110	50	240				0			0	1365	1365	-70
13	16	John BUSHBY		40	40	50	130	40	70	90	200	100	80	80	260	5	70	80	155	60	50	60	170	70	70	60	200	20	50	80	150				0			0	1265	1265	-100
14=	86	Jon CRITCHLOW	R	50	50	40	140	30	50	5	85	5	5	70	80	130	5	70	205	50	40	70	160	80	80	80	240	70	70	110	250				0			0	1160	1160	-105
14=	75	Pino PALAZZO		120	90	110	320	130	90	140	360	130			130				0				0				0	100	130	120	350				0			0	1160	1160	0
16	7	VINCENT / PRITCHARD	T					170	160	5	335	80	70	60	210	80	80	60	220	130	130	5	265				0	50	5	40	95				0			0	1125	1125	-35
17	4	Colin McNEILL		30	60	100	190	70	40	5	115	90	100	90	280	90	5	90	185	40	5	50	95				0				0				0			0	865	865	-260
18	33	Kieran BEATY		60	5	70	135				0				0				0	100	60	130	290	100	100	90	290	5	80	60	145				0			0	860	860	-5
19	30	Mark FRENCH	R	20	30	20	70	20	30	80	130	5		50	55	70	60	50	180	30	30	40	100	50	60	50	160	40	40	70	150				0			0	845	845	-15
20	44	Colm O'SULLIVAN	R	70	5	30	105				0				0				0	5	70	80	155	110	90	100	300	30	DQ	150	180				0			0	740	740	-105
21	69	Gerard McCOSH		80	70	60	210	50	60	100	210				0				0				0				0				0				0			0	420	420	-425

Points score from 8 Rounds count to Championship