

Knockhill

6th May 2018

Reverse direction



S.M.A.R.T.

Scottish Motorsports Automatic Race Timing

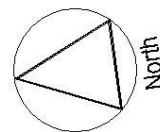
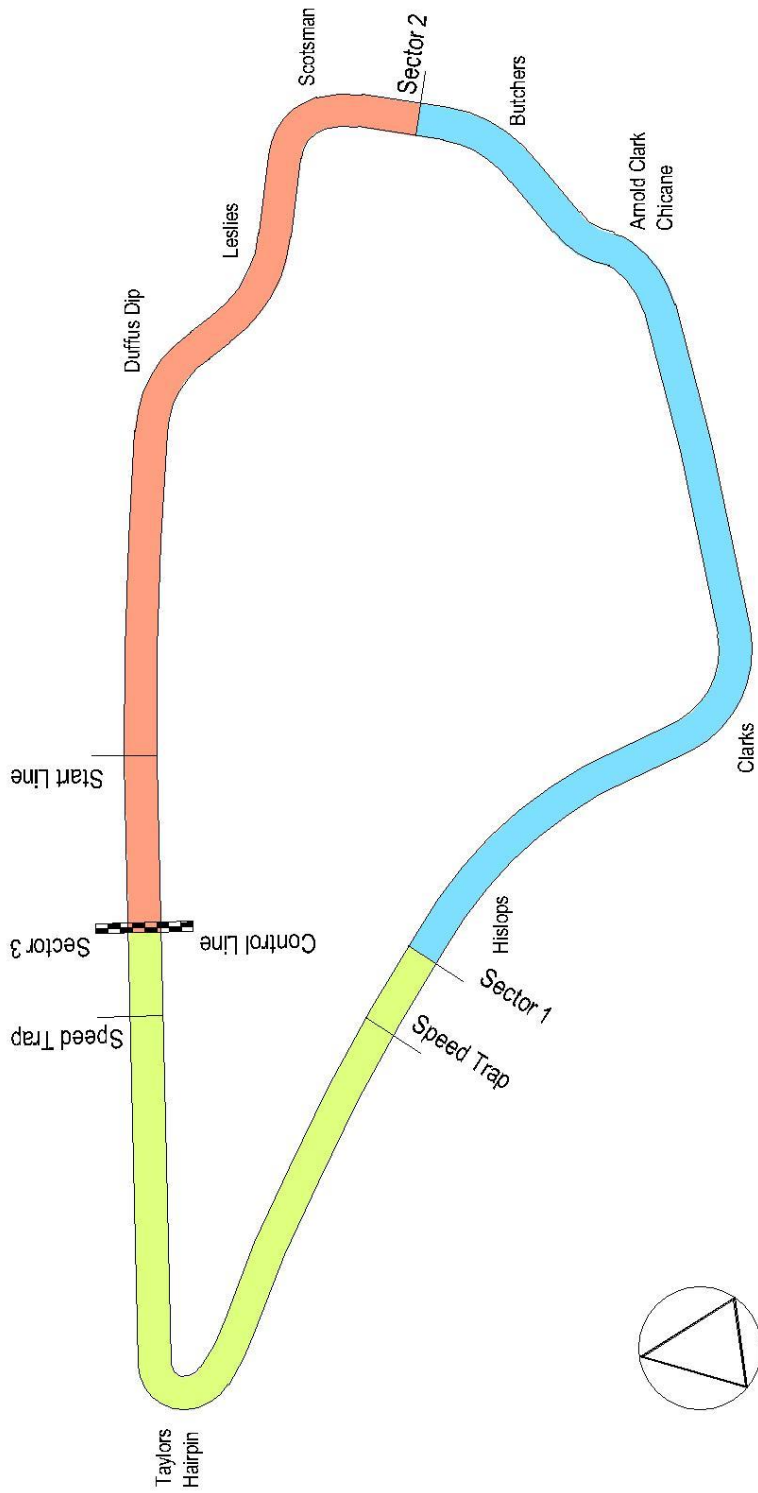

Ravenslea, Melrose Road, Galashiels, TD1 2AT

Telephone : 01896 – 752447

Scottish Motorsports Automatic Race Timing

Circuit layout

Knockhill – Anti Clockwise



Length	
Sector 1	0.334 Mile
Sector 2	0.503 Mile
Sector 3	0.433 Mile

Scottish Championship Raceday

Sorted on best lap time

Scottish Formula Ford 1600 Championship

Knockhill 1.267 miles

Qualifying 1

06/05/2018 08:35

Practice (15:00 Time) started at 8:35:10

Pos	No.	Name	Make/Model	CC	Class Code	Laps	Best Tm	Diff	Best Speed	2nd Best
1	1	Ross MARTIN	Ray GR17	1600	FFA	13	53.319		85.539	53.372
2	27	Matt ROUND-GARRIDO	Medina Sport JL17	1600	Guest	13	53.321	0.002	85.536	53.436
3	38	Hugo BENTLEY-ELLIS	Spectrum 011	1600	Guest	13	53.540	0.221	85.186	53.622
4	50	Jamie THORBURN	Ray GR18	1600	FFA	13	53.637	0.318	85.032	53.787
5	77	Nico GRUBER	Ray GR15	1600	Guest	13	53.684	0.365	84.957	53.698
6	9	Michael EASTWELL	Spectrum 011	1600	Guest	12	53.695	0.376	84.940	53.780
7	65	Jack WOLFENDEN	Firman RFR17	1600	Guest	11	53.799	0.480	84.776	53.854
8	45	Rory SMITH	Medina Sport JL18	1600	Guest	13	53.823	0.504	84.738	53.877
9	88	Sebastian MELROSE	Ray GR14	1600	FFA	13	53.874	0.555	84.658	54.137
10	22	Jonathan BROWNE	Ray GR18	1600	Guest	13	54.003	0.684	84.455	54.060
11	33	Jordan GRONKOWSKI	Van Diemen JL012K	1600	FFA	12	54.259	0.940	84.057	54.341
12	70	Gary SYKES	Ray GR10	1600	FFA	13	54.563	1.244	83.589	54.912
13	78	James CLARKE	Mygale SJ08	1600	FFA	12	54.629	1.310	83.488	54.774
14	30	Steven BARLOW	Ray GR09	1600	FFA	13	55.106	1.787	82.765	55.545
15	3	Neil BROOME	Ray GR17	1600	FFA	13	55.330	2.011	82.430	55.394
16	29	Ross HOWE	Van Diemen RF99	1600	FFA	11	55.509	2.190	82.164	55.734
17	92	Matthew CHISHOLM	Van Diemen RF00	1600	FFA	10	55.993	2.674	81.454	56.037

Clerk of the Course.

Orbits

Sig : Time :

Chief Timekeeper : Ian Sharp (SMART Timing)

Results available at www.speedhive.com and www.smart-timing.co.uk

Printed: 06/05/2018 13:05:21



Scottish Championship Raceday

Scottish Formula Ford 1600 Championship

Knockhill 1.267 miles

Qualifying 1

06/05/2018 08:35

Practice (15:00 Time) started at 8:35:10

Lap	Time of Day	Lap Tm	S1	S2	S3	SFSpd	S1Spd	Lap	Time of Day	Lap Tm	S1	S2	S3	SFSpd	S1Spd
(1) Ross MARTIN								(9) Michael EASTWELL							
1	8:36:21.871	1:01.965	43.430		39.548	25.173	3.163	13	8:51:43.927	54.151	35.916		38.046	116.182	3.241
2	8:37:16.589	54.718	36.157		38.332	112.829	3.246	1	8:37:02.363	1:13.501	53.739		48.936	36.196	2.192
3	8:38:10.610	54.021	35.801		37.795	113.795	3.278	2	8:37:57.331	54.968	36.385		38.527	111.130	3.217
4	8:39:04.645	54.035	35.785		37.866	114.777	3.272	3	8:38:52.045	54.714	36.100		38.479	113.020	3.230
5	8:44:13.811	5:09.166			4:53.190	114.976		4	8:44:14.932	5:22.887	35.813		5:06.774	114.579	3.257
6	8:45:10.155	56.344			37.751	50.537	3.289	5	8:45:12.661	57.729	39.274		38.556	48.017	3.188
7	8:46:04.517	54.362	35.485		38.363	115.375	3.293	6	8:46:06.987	54.326	35.996		38.084	116.385	3.248
8	8:47:03.265	58.748	35.422		43.535	114.579	3.288	7	8:47:00.996	54.009	35.513		38.098	115.777	3.273
9	8:48:09.484	1:06.219	47.938		40.821	47.605	2.948	8	8:47:54.964	53.968	35.688		37.948	114.579	3.263
10	8:49:02.803	53.319	35.255		38.128	116.794	3.312	9	8:48:48.857	53.893	35.613		37.838	115.375	3.280
11	8:49:58.026	55.223	36.802		40.041	117.000	3.074	10	8:49:42.637	53.780	35.477		37.829	115.777	3.286
12	8:50:51.398	53.372	35.341		38.228	116.794	3.291	11	8:50:36.578	53.941	35.608		37.874	115.576	3.282
13	8:51:44.868	53.470	35.313		37.630	118.039	3.298	12	8:51:30.273	53.695	35.441		37.692	115.576	3.300
(27) Matt ROUND-GARRIDO								(65) Jack WOLFENDEN							
1	8:36:26.502	1:01.962	43.399		39.739	35.903	3.038	1	8:36:26.376	1:02.410	43.730		39.840	34.812	3.039
2	8:37:22.243	55.741	37.528		38.882	115.576	3.110	2	8:37:24.144	57.768	38.646		40.441	114.976	3.018
3	8:38:16.288	54.045	35.961		37.864	116.794	3.247	3	8:38:18.965	54.821	36.289		38.423	113.990	3.228
4	8:39:10.065	53.777	35.474		37.828	119.097	3.289	4	8:39:13.089	54.124	35.882		37.872	114.976	3.271
5	8:44:15.435	5:05.370			4:49.442	115.576		5	8:44:19.965	5:06.876			4:50.839	116.385	
6	8:45:11.802	56.367			37.866	52.082	3.256	6	8:45:17.778	57.813			38.720	55.426	3.188
7	8:46:05.397	53.595	35.501		37.617	116.794	3.289	7	8:46:11.721	53.943			37.875	116.794	
8	8:46:58.718	53.321	35.226		37.467	118.249	3.315	8	8:47:06.206	54.485	35.919		38.278	117.413	3.261
9	8:47:52.356	53.638	35.334		37.734	114.186	3.304	9	8:48:00.005	53.799	35.661		37.662	114.976	3.290
10	8:48:46.414	54.058			38.088	113.406		10	8:48:53.859	53.854			37.837	116.385	
11	8:49:40.119	53.705			37.750	114.777	3.308	11	8:49:49.454	55.595			38.206	118.249	
12	8:50:33.555	53.436	35.327		37.396	114.579	3.327	(45) Rory SMITH							
13	8:51:27.752	54.197	35.795		38.109	115.979	3.255	1	8:36:29.559		42.242		40.435	43.237	
(38) Hugo BENTLEY-ELLIS								2	8:37:24.756	55.197	36.681		38.801	113.213	3.166
1	8:36:45.183	1:00.398	41.888		40.369	41.718	2.944	3	8:38:19.295	54.539	36.218		38.261	116.589	3.221
2	8:37:40.200	55.017	36.679		38.296	117.000	3.217	4	8:39:13.337	54.042	35.853		37.852	117.830	3.265
3	8:38:35.184	54.984	36.299		38.637	117.000	3.219	5	8:44:16.489	5:03.152			4:46.896	118.884	
4	8:39:29.082	53.898	35.744		37.765	116.794	3.273	6	8:45:13.040	56.551			38.071	49.446	3.243
5	8:44:33.376	5:04.294				117.206		7	8:46:07.183	54.143	35.905		38.067	117.206	3.238
6	8:45:29.799	56.423			37.864	54.922	3.254	8	8:47:01.441	54.258	35.903		38.147	117.413	3.244
7	8:46:23.722	53.923	35.788		37.581	119.097	3.302	9	8:47:55.264	53.823	35.563		37.797	116.182	3.285
8	8:47:18.002	54.280	36.078		38.164	118.671	3.220	10	8:48:49.272	54.008	35.708		37.973	116.589	3.263
9	8:48:11.780	53.778	35.618		37.651	116.589	3.294	11	8:49:43.225	53.953			37.949	116.589	
10	8:49:05.854	54.074	35.650		37.938	117.621	3.290	12	8:50:37.102	53.877			37.730	115.777	3.291
11	8:49:59.476	53.622	35.382		37.596	116.794	3.316	13	8:51:31.179	54.077	35.776		37.924	116.589	3.270
12	8:50:53.313	53.837	35.684		37.723	118.039	3.280	(88) Sebastian MELROSE							
13	8:51:46.853	53.540	35.334		37.525	118.039	3.322	1	8:36:25.262	1:03.768	44.870		41.453	28.005	2.946
(50) Jamie THORBURN								2	8:37:20.918	55.656	37.302		39.024	115.375	3.109
1	8:36:24.869	1:04.331	45.336		40.649	26.123	2.969	3	8:38:15.879	54.961	36.621		38.772	116.182	3.146
2	8:37:20.520	55.651	37.071		38.811	111.130	3.173	4	8:39:11.176	55.297	36.928		39.018	117.206	3.114
3	8:38:15.417	54.897	36.279		38.560	112.829	3.219	5	8:44:18.061	5:06.885			4:50.920	116.794	
4	8:39:10.111	54.694	36.053		38.543	113.213	3.225	6	8:45:15.614	57.553			38.708	48.614	3.152
5	8:44:16.894	5:06.783			4:50.458	113.020		7	8:46:09.889	54.275	35.993		38.173	117.000	3.229
6	8:45:14.053	57.159			38.550	51.357	3.186	8	8:47:04.257	54.368	36.165		39.010	116.589	3.193
7	8:46:08.136	54.083	35.750		38.025	116.182	3.260	9	8:47:58.960	54.703	36.388		38.922	117.000	3.224
8	8:47:02.150	54.014	35.736		37.979	116.385	3.259	10	8:48:53.106	54.146	35.947		38.172	116.589	3.217
9	8:47:56.000	53.850	35.564		37.773	116.589	3.293	11	8:49:47.287	54.181	35.896		38.826	116.794	3.235
10	8:48:49.787	53.787	35.587		37.825	116.589	3.271	12	8:50:41.161	53.874	35.731		37.889	116.385	3.252
11	8:49:43.860	54.073	35.542		38.160	117.206	3.271	13	8:51:35.298	54.137	35.824		38.262	116.794	3.220
12	8:50:37.497	53.637	35.484		37.715	116.589	3.281	(22) Jonathan BROWNE							
13	8:51:32.191	54.694	36.355		38.055	117.830	3.256	1	8:36:26.229		1:03.565		40.748	32.386	
(77) Nico GRUBER								2	8:37:21.955	55.726			38.887	111.879	
1	8:36:26.244	1:03.143	44.130		40.299	31.466	3.021	3	8:38:17.651	55.696			38.673	114.777	
2	8:37:27.349	1:01.105	38.491		44.103	114.777	2.995	4	8:39:12.260	54.609			38.228	114.976	
3	8:38:24.931	57.582	38.757		39.537	78.553	3.104	5	8:44:19.136	5:06.876			4:50.493	115.777	
4	8:39:19.043	54.112	35.868		37.871	114.777	3.270	6	8:45:16.808	57.672			38.504	51.919	
5	8:44:28.772	5:09.729				116.589		7	8:46:11.165	54.357			38.102	115.777	
6	8:45:25.199	56.427			38.119	59.870	3.241	8	8:47:05.341	54.176			37.960	115.175	
7	8:46:19.180	53.981	35.791		37.781	115.979	3.276	9	8:47:59.401	54.060			37.989	115.979	
8	8:47:13.183	54.003	35.790		37.887	116.794	3.263	10	8:48:53.715	54.314			37.983	116.385	
9	8:48:06.881	53.698	35.500		37.618	117.000	3.304	11	8:49:47.872	54.157			38.001	116.182	
10	8:49:00.565	53.684	35.527		37.575	116.794	3.305	12	8:50:41.875	54.003			37.852	116.182	
11	8:49:54.527	53.962	35.580		37.960	117.621	3.280	13	8:51:36.998	55.123			38.793	115.979	
12	8:50:49.776	55.249	36.816		38.835	118.039	3.150								

Clerk of the Course.

Sig : Time :

Chief Timekeeper : Ian Sharp (SMART Timing)

Results available at www.speedhive.com and www.smart-timing.co.uk

Printed: 06/05/2018 13:05:59

Orbits



Scottish Championship Raceday

Scottish Formula Ford 1600 Championship

Knockhill 1.267 miles

Qualifying 1

06/05/2018 08:35

Practice (15:00 Time) started at 8:35:10

Lap	Time of Day	Lap Tm	S1	S2	S3	SFSpd	S1Spd	Lap	Time of Day	Lap Tm	S1	S2	S3	SFSpd	S1Spd
(33) Jordan GRONKOWSKI								(92) Matthew CHISHOLM							
1	8:36:44.781	1:02.826	43.238		42.007	46.965	2.868	1	8:36:46.838	1:02.587	43.173		42.275	44.571	2.817
2	8:37:42.125	57.344	38.612		39.493	111.503	3.094	2	8:37:44.004	57.166	38.146		40.051	112.067	3.057
3	8:38:37.490	55.365	36.854		38.577	113.990	3.198	3	8:38:41.019	57.015	37.891		40.136	113.600	3.059
4	8:39:32.605	55.115	36.752		38.738	115.375	3.153	4	8:44:35.234	4:55.063			5:36.122		
5	8:44:37.716	5:05.111				115.777		5	8:45:33.412	58.178			39.465	60.690	3.098
6	8:45:38.242	1:00.526			40.164	48.052	2.982	6	8:46:29.146	55.734	37.071		39.125	113.990	3.140
7	8:46:33.317	55.075	36.630		38.522	114.579	3.196	7	8:47:24.899	55.753	37.010		39.138	114.382	3.150
8	8:47:29.930	56.613	37.671		40.319	114.579	3.009	8	8:48:20.408	55.509	36.782		38.965	118.039	3.175
9	8:48:24.189	54.259			38.112	115.375		9	8:49:17.973	57.565	38.421		40.716	115.175	2.985
10	8:49:18.530	54.341			38.065	115.576		10	8:50:13.914	55.941	37.208		39.143	113.795	3.148
11	8:50:18.203	59.673			40.236	115.576		11	8:51:09.832	55.918	37.188		39.360	114.186	3.115
12	8:51:13.696	55.493	36.831		39.481	115.175	3.088	(92) Matthew CHISHOLM							
(70) Gary SYKES								1	8:36:40.107	1:03.849	43.873		43.272	44.903	2.762
1	8:36:32.687	1:03.137	43.704		41.909	56.081	2.863	2	8:37:38.475	58.368	38.882		41.149	110.209	2.968
2	8:37:30.627	57.940	39.388		39.667	112.829	3.041	3	8:38:35.225	56.750	37.792		39.736	111.317	3.091
3	8:38:26.423	55.796	37.336		39.181	117.206	3.103	4	8:45:40.559	7:05.334			6:48.614	111.879	
4	8:39:23.655	57.232	38.375		40.536	117.830	2.968	5	8:46:41.059	1:00.500			42.117	48.226	2.907
5	8:44:32.746	5:09.091				114.579		6	8:47:37.505	56.446	37.613		40.408	111.691	3.080
6	8:45:31.544	58.798			39.197	50.422	3.142	7	8:48:33.542	56.037	37.058		40.261	112.447	3.122
7	8:46:26.599	55.055	36.525		39.224	114.382	3.212	8	8:49:29.868	56.326	37.463		40.349	111.879	3.093
8	8:47:24.722	58.123	39.195		42.491	115.375	2.820	9	8:50:25.861	55.993	37.164		40.030	112.257	3.134
9	8:48:19.762	55.040	36.342		39.507	114.777	3.193	10	8:51:22.965	57.104	38.044		41.179	112.637	3.005
10	8:49:14.674	54.912	36.269		39.331	114.382	3.213	(78) James CLARKE							
11	8:50:09.602	54.928	36.464		39.245	114.186	3.198	1	8:36:50.804	1:05.331	44.649		44.826	44.963	2.669
12	8:51:04.165	54.563	36.145		39.048	115.576	3.221	2	8:37:50.982	1:00.178	39.949		42.066	109.123	2.944
13	8:52:00.090	55.925	37.414		39.131	118.460	3.116	3	8:38:48.764	57.782	38.672		40.078	108.588	3.062
(30) Steven BARLOW								4	8:44:21.433	5:32.669	37.465		5:15.852	111.879	3.111
1	8:36:31.378	1:04.412	45.054		43.060	45.147	2.803	5	8:45:18.916	57.483	38.807		38.772	54.161	3.194
2	8:37:28.425	57.047	38.143		40.014	112.637	3.046	6	8:46:14.768	55.852	36.863		39.609	114.186	3.116
3	8:38:24.892	56.467	37.417		39.767	114.186	3.102	7	8:47:09.542	54.774	36.179		38.508	112.637	3.222
4	8:39:21.294	56.402	37.563		39.421	113.600	3.123	8	8:48:04.419	54.877	36.301		38.414	113.406	3.235
5	8:44:30.765	5:09.471				114.579		9	8:48:59.228	54.809	36.216		38.589	112.829	3.210
6	8:45:29.302	58.537			39.992	62.108	3.052	10	8:49:54.565	55.337	36.589		38.950	112.829	3.178
7	8:46:25.657	56.355	37.580		39.676	114.579	3.077	11	8:50:50.252	55.687	37.215		38.971	112.637	3.135
8	8:47:21.996	56.339	37.398		39.612	115.175	3.111	12	8:51:44.881	54.629	36.193		38.220	115.576	3.243
9	8:48:17.581	55.585	37.048		39.678	114.976	3.143	(3) Neil BROOME							
10	8:49:12.687	55.106	36.592		39.390	116.385	3.183	1	8:36:33.347	1:01.143	41.589		42.100	65.281	2.857
11	8:50:08.232	55.545	37.092		39.916	116.385	3.096	2	8:37:30.467	57.120	38.319		39.774	113.990	3.065
12	8:51:03.908	55.676	37.153		38.906	117.000	3.153	3	8:38:26.252	55.785	37.123		39.224	115.576	3.125
13	8:52:00.611	56.703	38.270		39.608	117.830	3.032	4	8:39:21.582	55.330	36.675		39.013	116.182	3.157
(29) Ross HOWE								5	8:44:29.816	5:08.234			118.249		
1	8:36:33.347	1:01.143	41.589		42.100	65.281	2.857	6	8:45:27.509	57.693			39.517	60.360	3.085
2	8:37:30.467	57.120	38.319		39.774	113.990	3.065	7	8:46:23.034	55.525	36.965		38.970	115.375	3.149
3	8:38:26.252	55.785	37.123		39.224	115.576	3.125	8	8:47:19.237	56.203	37.498		40.351	115.375	3.069
4	8:39:21.582	55.330	36.675		39.013	116.182	3.157	9	8:48:16.624	57.387	38.652		41.786	116.589	2.883
5	8:44:29.816	5:08.234				118.249		10	8:49:12.018	55.394	36.729		38.925	115.175	3.171
6	8:45:27.509	57.693			39.517	60.360	3.085	11	8:50:08.054	56.036	37.367		40.163	115.375	3.091
7	8:46:23.034	55.525	36.965		38.970	115.375	3.149	12	8:51:03.667	55.613	37.009		39.754	115.375	3.142
8	8:47:19.237	56.203	37.498		40.351	115.375	3.069	13	8:51:59.858	56.191	37.656		39.335	115.375	3.080
9	8:48:16.624	57.387	38.652		41.786	116.589	2.883	(29) Ross HOWE							
10	8:49:12.018	55.394	36.729		38.925	115.175	3.171	1	8:36:33.347	1:01.143	41.589		42.100	65.281	2.857
11	8:50:08.054	56.036	37.367		40.163	115.375	3.091	2	8:37:30.467	57.120	38.319		39.774	113.990	3.065
12	8:51:03.667	55.613	37.009		39.754	115.375	3.142	3	8:38:26.252	55.785	37.123		39.224	115.576	3.125
13	8:51:59.858	56.191	37.656		39.335	115.375	3.080	4	8:39:21.582	55.330	36.675		39.013	116.182	3.157

Clerk of the Course.

Orbits

 Sig : _____ Time : _____
 Chief Timekeeper : Ian Sharp (SMART Timing)

 Results available at www.speedhive.com and www.smart-timing.co.uk


Scottish Championship Raceday


Scottish Formula Ford 1600 Championship

Knockhill 1.267 miles

Race 1 - 1st Race

06/05/2018 11:00

Race (12 Laps) started at 11:02:58



POLE POSITION

1	1 1 Ross MARTIN 53.319
2	3 38 Hugo BENTLEY-ELLIS 53.540
3	5 77 Nico GRUBER 53.684
4	7 65 Jack WOLFENDEN 53.799
5	9 88 Sebastian MELROSE 53.874
6	11 33 Jordan GRONKOWSKI 54.259
7	13 78 James CLARKE 54.629
8	15 3 Neil BROOME 55.330
9	17 92 Matthew CHISHOLM 55.993

2	27 Matt ROUND-GARRIDO 53.321
4	50 Jamie THORBURN 53.637
6	9 Michael EASTWELL 53.695
8	45 Rory SMITH 53.823
10	22 Jonathan BROWNE 54.003
12	70 Gary SYKES 54.563
14	30 Steven BARLOW 55.106
16	29 Ross HOWE 55.509

Clerk of the Course. Orbits

Sig : Time :
Chief Timekeeper : Ian Sharp (SMART Timing)

Results available at www.speedhive.com and www.smart-timing.co.uk



Scottish Championship Raceday

Sorted on best lap time

Celtic Speed Mini Cooper Cup

Knockhill 1.267 miles

Qualifying 2

06/05/2018 09:00

Practice (15:00 Time) started at 9:02:08

Pos	No.	Name	Make/Model	CC	Class Code	Laps	Best Tm	Diff	Best Speed	2nd Best
1	5	David SLEIGH	Mini Cooper	1600	SM	14	1:02.522		72.948	1:02.606
2	7	Michael WEDDELL	Mini Cooper	1600	SMN	13	1:02.525	0.003	72.944	1:02.661
3	4	Dominic WHEATLEY	Mini Cooper	1600	SM	13	1:02.597	0.075	72.860	1:02.684
4	24	John DUNCAN	Mini Cooper	1600	SM	13	1:02.660	0.138	72.787	1:02.663
5	28	David McNAUGHTON	Mini Cooper	1600	SM	13	1:02.804	0.282	72.620	1:02.818
6	81	Douglas SIMPSON	Mini Cooper	1600	SM	14	1:02.948	0.426	72.454	1:03.291
7	23	Ian MUNRO	Mini Cooper	1600	SM	12	1:02.963	0.441	72.437	1:03.079
8	21	Ross WILKINSON	Mini Cooper	1600	SMN	14	1:03.385	0.863	71.955	1:03.907
9	26	William BLAKE	Mini Cooper	1600	SM	14	1:03.644	1.122	71.662	1:03.671
10	95	Craig BLAKE	Mini Cooper	1600	SMN	14	1:03.762	1.240	71.529	1:03.785
11	52	Simon HOLDERNESS	Mini Cooper	1600	SM	14	1:03.808	1.286	71.478	1:03.915
12	55	Fiona KINDNESS	Mini Cooper	1600	SM L	13	1:03.954	1.432	71.314	1:03.961
13	8	Hannah CHAPMAN	Mini Cooper	1600	SM L	13	1:03.964	1.442	71.303	1:03.975
14	10	Jake HUTCHISON	Mini Cooper	1600	SMN	13	1:04.158	1.636	71.088	1:04.447
15	16	Craig DILLON	Mini Cooper	1600	SMN	13	1:04.359	1.837	70.866	1:04.530
16	50	Andrew BELL	Mini Cooper	1600	SM	13	1:04.734	2.212	70.455	1:04.750
17	77	Ashleigh MORRIS	Mini Cooper	1600	SM L	13	1:04.886	2.364	70.290	1:05.324
18	30	David LONG	Mini Cooper	1600	SMN	14	1:05.615	3.093	69.509	1:05.760

Clerk of the Course.

Orbits

Sig : Time :

Chief Timekeeper : Ian Sharp (SMART Timing)

Results available at www.speedhive.com and www.smart-timing.co.uk



Scottish Championship Raceday

Celtic Speed Mini Cooper Cup

Knockhill 1.267 miles

Qualifying 2

06/05/2018 09:00

Practice (15:00 Time) started at 9:02:08

Lap	Time of Day	Lap Tm	S1	S2	S3	SFSpd	S1Spd
(5) David SLEIGH							
1	9:03:47.209	1:15.485			50.076	40.896	
2	9:04:52.143	1:04.934			45.598	92.945	
3	9:05:55.111	1:02.968			44.331	93.468	
4	9:06:57.890	1:02.779			44.179	94.802	
5	9:08:13.681	1:15.791			55.140	94.802	
6	9:09:32.847	1:19.166			56.979	78.926	
7	9:10:42.163	1:09.316			50.364	93.206	
8	9:11:44.929	1:02.766			44.352	96.035	
9	9:12:47.535	1:02.606			44.228	95.758	
10	9:13:50.280	1:02.745			44.220	95.483	
11	9:14:58.228	1:07.948			48.527	96.734	
12	9:16:00.750	1:02.522			43.972	94.264	
13	9:17:03.431	1:02.681			44.146	94.937	
14	9:18:11.237	1:07.806			47.636	94.802	

Lap	Time of Day	Lap Tm	S1	S2	S3	SFSpd	S1Spd
(7) Michael WEDDELL							
1	9:04:15.209	1:23.209	1:01.107		55.547	34.238	1.899
2	9:05:18.414	1:03.205	41.312		44.387	92.300	2.846
3	9:06:21.535	1:03.121	41.051		44.549	93.468	2.849
4	9:07:24.419	1:02.884	41.132		44.365	93.468	2.832
5	9:08:26.944	1:02.525	40.894		44.006	94.802	2.862
6	9:09:29.919	1:02.975	41.023		44.352	96.875	2.858
7	9:10:40.358	1:10.439	48.571		48.395	94.937	2.381
8	9:11:43.264	1:02.906	41.258		44.217	94.802	2.838
9	9:12:46.160	1:02.896	40.930		44.327	94.937	2.864
10	9:13:56.152	1:09.992	47.742		48.910	93.337	2.389
11	9:15:00.222	1:04.070	41.354		45.461	94.398	2.817
12	9:16:07.129	1:06.907	45.237		44.999	92.300	2.719
13	9:17:09.790	1:02.661	40.935		44.083	96.174	2.864

Lap	Time of Day	Lap Tm	S1	S2	S3	SFSpd	S1Spd
(4) Dominic WHEATLEY							
1	9:03:23.297	1:09.726	47.426		46.153	39.253	2.685
2	9:04:26.754	1:03.457	41.492		44.647	91.663	2.823
3	9:05:30.882	1:04.128	42.319		44.612	93.337	2.804
4	9:06:33.829	1:02.947	41.057		44.496	93.732	2.834
5	9:07:36.677	1:02.848	41.012		44.262	93.732	2.855
6	9:08:39.274	1:02.597	40.946		44.090	93.468	2.854
7	9:10:49.824	2:10.550	41.179		1:51.870	95.346	2.846
8	9:11:56.103	1:06.279	44.458		44.745	43.294	2.795
9	9:12:58.787	1:02.684	40.911		44.185	93.997	2.858
10	9:14:02.712	1:03.925	41.552		45.447	94.937	2.779
11	9:15:07.924	1:05.212	43.359		46.628	95.073	2.594
12	9:16:11.141	1:03.217	41.339		44.806	94.532	2.796
13	9:17:15.305	1:04.164			44.264	93.997	

Lap	Time of Day	Lap Tm	S1	S2	S3	SFSpd	S1Spd
(24) John DUNCAN							
1	9:04:16.516	1:22.311	59.827		54.294	39.207	1.987
2	9:05:19.797	1:03.281	41.301		44.637	92.428	2.827
3	9:06:23.063	1:03.266	41.218		44.631	93.468	2.837
4	9:07:25.726	1:02.663	40.980		44.021	93.468	2.866
5	9:08:28.466	1:02.740	41.056		44.203	94.398	2.844
6	9:09:35.579	1:07.113	44.308		48.559	95.073	2.498
7	9:10:38.990	1:03.411	41.050		44.840	93.864	2.849
8	9:11:41.774	1:02.784	41.110		44.131	93.206	2.852
9	9:12:45.012	1:03.238	41.207		44.491	94.802	2.851
10	9:13:55.236	1:10.224	47.719		48.639	92.945	2.436
11	9:15:03.426	1:08.190	46.199		49.386	94.937	2.353
12	9:16:06.086	1:02.660	41.150		43.853	94.667	2.866
13	9:17:13.206	1:07.120	44.828		46.224	95.896	2.680

Lap	Time of Day	Lap Tm	S1	S2	S3	SFSpd	S1Spd
(28) David McNAUGHTON							
1	9:04:24.515	1:42.143	1:18.726		1:06.392	39.000	1.483
2	9:05:28.863	1:04.348	41.836		45.414	93.600	2.797
3	9:06:32.622	1:03.759	41.429		45.067	92.172	2.817
4	9:07:35.941	1:03.319	41.057		44.664	92.816	2.858
5	9:08:38.760	1:02.819	40.977		44.283	92.816	2.854
6	9:09:43.425	1:04.665	42.813		44.720	94.937	2.794
7	9:10:46.455	1:03.030	41.056		44.541	95.620	2.852
8	9:11:49.273	1:02.818	40.910		44.328	95.346	2.858
9	9:12:52.248	1:02.975	40.801		44.524	95.896	2.867
10	9:14:01.164	1:08.916	43.779		49.949	95.209	2.589
11	9:15:12.044	1:10.880	48.410		48.036	64.962	2.512

Lap	Time of Day	Lap Tm	S1	S2	S3	SFSpd	S1Spd
12	9:16:15.484	1:03.440	41.442		44.846	95.620	2.806
13	9:17:18.288	1:02.804	40.879		44.220	95.896	2.873

Lap	Time of Day	Lap Tm	S1	S2	S3	SFSpd	S1Spd
(81) Douglas SIMPSON							
1	9:04:06.209	1:22.625	59.651		56.868	48.226	1.898
2	9:05:09.963	1:03.754	41.727		44.734	92.816	2.821
3	9:06:14.453	1:04.490	42.445		45.751	95.073	2.708
4	9:07:18.689	1:04.236	42.199		45.230	96.593	2.765
5	9:08:23.196	1:04.507	42.239		44.936	95.073	2.825
6	9:09:27.212	1:04.016	41.612		45.203	94.802	2.811
7	9:10:37.385	1:10.173	47.837		48.839	95.073	2.397
8	9:11:40.676	1:03.291	41.185		44.534	93.997	2.855
9	9:12:46.356	1:05.680	43.050		45.877	93.468	2.746
10	9:13:50.117	1:03.761	41.716		44.612	89.805	2.838
11	9:14:53.992	1:03.875	41.818		44.699	94.130	2.827
12	9:15:57.475	1:03.483	41.403		44.708	93.997	2.830
13	9:17:01.094	1:03.619	41.573		44.813	93.732	2.814
14	9:18:04.042	1:02.948	41.067		44.282	93.997	2.858

Lap	Time of Day	Lap Tm	S1	S2	S3	SFSpd	S1Spd
(23) Ian MUNRO							
1	9:03:25.341	1:10.019	47.597		46.299	44.721	2.683
2	9:04:28.668	1:03.327	41.569		44.506	93.206	2.816
3	9:05:32.366	1:03.698	41.350		45.191	94.532	2.804
4	9:06:35.514	1:03.148	41.245		44.589	93.206	2.824
5	9:07:38.593	1:03.079	41.112		44.540	94.264	2.837
6	9:08:41.556	1:02.963	41.074		44.385	93.600	2.846
7	9:09:44.661	1:03.105	41.223		44.487	93.732	2.833
8	9:10:47.661	1:03.105	41.223		44.487	93.732	2.833
9	9:11:50.661	1:03.105	41.223		44.487	93.732	2.833
10	9:12:53.661	1:03.105	41.223		44.487	93.732	2.833
11	9:13:56.661	1:03.105	41.223		44.487	93.732	2.833
12	9:14:59.661	1:03.105	41.223		44.487	93.732	2.833
13	9:16:02.661	1:03.105	41.223		44.487	93.732	2.833
14	9:17:05.661	1:03.105	41.223		44.487	93.732	2.833

Lap	Time of Day	Lap Tm	S1	S2	S3	SFSpd	S1Spd
(21) Ross WILKINSON							
1	9:03:23.816	1:09.705	47.369		45.975	41.665	2.710
2	9:04:27.201	1:03.385	41.462		44.641	94.398	2.820
3	9:05:32.760	1:05.559	42.520		46.113	96.174	2.773
4	9:06:36.761	1:04.001	42.049		44.873	83.909	2.796
5	9:07:40.765	1:04.004	42.032		45.040	95.346	2.779
6	9:08:45.181	1:04.416	42.206		45.394	94.802	2.765
7	9:09:49.685	1:04.504	42.384		45.358	94.532	2.759
8	9:10:53.592	1:03.907	41.872		44.818	94.130	2.812
9	9:11:58.355	1:04.763	42.541		45.383	94.398	2.766
10	9:13:06.619	1:08.264	45.918		47.011	94.532	2.569
11	9:14:11.204	1:04.585	42.388		45.453	94.130	2.757
12	9:15:16.076	1:04.872	42.644		45.541	94.937	2.751
13	9:16:20.419	1:04.343	42.360		45.046	94.802	2.779
14	9:17:25.095	1:04.676	42.184		45.439	94.802	2.793

Lap	Time of Day	Lap Tm	S1	S2	S3	SFSpd	S1Spd
(26) William BLAKE							
1	9:03:27.141	1:10.814	48.220		47.097	48.579	2.612
2	9:04:31.600	1:04.459	42.218		45.118	92.686	2.800
3	9:05:35.669	1:04.069	41.799		45.046	93.732	2.812
4	9:06:39.358	1:03.689	41.641		44.634	93.076	2.836
5	9:07:43.160	1:03.802	41.783		44.827	93.864	2.809
6	9:08:47.237	1:04.077	41.908		45.011	93.600	2.806
7	9:09:51.025	1:03.788	41.682		44.800	93.864	2.823
8	9:1						

Scottish Championship Raceday

Celtic Speed Mini Cooper Cup

Knockhill 1.267 miles

Qualifying 2

06/05/2018 09:00

Practice (15:00 Time) started at 9:02:08

Lap	Time of Day	Lap Tm	S1	S2	S3	SFSpd	S1Spd	Lap	Time of Day	Lap Tm	S1	S2	S3	SFSpd	S1Spd
9	9:12:18.641	1:04.179	41.795		45.236	92.686	2.804	6	9:09:40.093	1:04.530	42.088		45.363	92.816	2.795
10	9:13:23.882	1:05.241	43.218		44.820	88.138	2.810	7	9:10:45.107	1:05.014	42.731		45.832	92.686	2.723
11	9:14:27.667	1:03.785	41.580		45.137	94.532	2.794	8	9:11:50.350	1:05.243	43.068		45.909	93.337	2.702
12	9:15:32.285	1:04.618	41.872		45.605	94.130	2.802	9	9:12:56.053	1:05.703	42.422		46.735	94.532	2.734
13	9:16:36.152	1:03.867	41.445		45.130	93.076	2.821	10	9:14:01.508	1:05.455	42.637		46.351	93.337	2.724
14	9:17:40.092	1:03.940	41.614		45.014	93.600	2.823	11	9:15:17.921	1:16.413	49.093		54.397	84.015	2.372
								12	9:16:24.187	1:06.266	43.666		45.944	76.828	2.746
								13	9:17:29.296	1:05.109	42.603		45.926	93.468	2.737
(52) Simon HOLDERNESS															
1	9:03:59.507	1:21.923	57.731		56.096	49.817	2.014	(50) Andrew BELL							
2	9:05:09.075	1:09.568	46.719		49.493	88.138	2.416	1	9:03:35.678	1:12.101	49.010		49.280	51.878	2.454
3	9:06:14.172	1:05.097	43.064		46.027	94.398	2.676	2	9:04:42.638	1:06.960	44.346		47.443	91.537	2.588
4	9:07:18.473	1:04.301	42.224		45.411	95.073	2.747	3	9:05:51.146	1:08.508	45.975		48.647	93.206	2.446
5	9:08:22.788	1:04.315	42.234		44.865	93.997	2.810	4	9:06:55.880	1:04.734	42.390		45.608	93.468	2.756
6	9:09:26.703	1:03.915	41.759		45.047	93.468	2.799	5	9:08:00.942	1:05.062	42.625		45.824	93.206	2.741
7	9:10:30.511	1:03.808	41.533		45.121	93.732	2.805	6	9:09:05.724	1:04.782	42.301		45.680	93.206	2.763
8	9:11:34.598	1:04.087	41.746		45.321	92.945	2.788	7	9:10:12.357	1:06.633	42.779		47.539	91.917	2.709
9	9:12:38.930	1:04.332	41.802		45.364	92.816	2.805	8	9:11:18.587	1:06.230	43.526		46.626	92.686	2.680
10	9:13:43.075	1:04.145	41.888		45.101	92.686	2.804	9	9:12:23.665	1:05.078	42.534		45.988	92.557	2.736
11	9:14:50.193	1:07.118	43.948		48.341	92.816	2.554	10	9:13:28.695	1:05.030	42.658		45.862	92.044	2.731
12	9:15:54.879	1:04.686	42.285		45.768	93.076	2.744	11	9:14:33.989	1:05.294	42.926		46.191	93.337	2.693
13	9:16:59.250	1:04.371	42.077		45.316	93.600	2.784	12	9:15:39.550	1:05.561	42.855		46.188	92.172	2.731
14	9:18:03.431	1:04.181	41.734		45.398	93.600	2.792	13	9:16:44.300	1:04.750	42.564		45.582	93.076	2.740
(55) Fiona KINDNESS															
1	9:03:59.260	1:23.017	58.441		56.363	48.579	2.020	(77) Ashleigh MORRIS							
2	9:05:08.793	1:09.533	46.065		49.896	92.300	2.431	1	9:03:58.105	1:22.901	57.291		56.401	44.098	2.085
3	9:06:13.914	1:05.121	42.793		46.046	92.945	2.705	2	9:05:06.938	1:08.833	45.605		48.349	85.529	2.554
4	9:07:19.772	1:05.858	43.835		46.700	94.802	2.602	3	9:06:13.899	1:06.961	43.958		47.092	88.490	2.660
5	9:08:23.733	1:03.961	41.983		45.238	95.073	2.756	4	9:07:21.140	1:07.241	44.385		46.454	88.964	2.715
6	9:09:27.772	1:04.039	41.804		45.229	95.620	2.788	5	9:08:26.715	1:05.575	42.580		46.216	91.411	2.758
7	9:10:31.726	1:03.954	42.130		45.075	95.346	2.758	6	9:09:33.529	1:06.814	43.369		46.815	90.787	2.741
8	9:12:40.440	2:08.714	44.553		1:49.072	95.073	2.579	7	9:10:39.240	1:05.711	42.467		46.567	89.563	2.746
9	9:13:54.773	1:14.333	51.846		49.640	37.002	2.350	8	9:11:47.045	1:07.805	44.819		47.659	90.416	2.598
10	9:14:59.340	1:04.567	42.477		45.487	93.468	2.742	9	9:12:52.711	1:05.666	42.697		46.310	90.787	2.744
11	9:16:03.537	1:04.197	41.880		45.303	94.398	2.790	10	9:14:01.370	1:08.659	44.839		49.402	90.540	2.512
12	9:17:07.620	1:04.083	41.822		45.279	94.398	2.785	11	9:15:06.694	1:05.324	42.699		45.989	90.663	2.741
13	9:18:12.425	1:04.805	42.139		45.954	93.997	2.753	12	9:16:12.263	1:05.569	42.981		46.376	90.540	2.694
								13	9:17:17.149	1:04.886	42.073		45.777	91.286	2.787
(8) Hannah CHAPMAN															
1	9:03:41.204	1:28.602	1:05.355		49.142	35.405	2.479	(30) David LONG							
2	9:04:45.257	1:04.053	42.017		45.207	92.300	2.765	1	9:03:35.435	1:15.111	51.533		50.116	49.854	2.405
3	9:05:49.250	1:03.993	41.701		45.364	93.997	2.778	2	9:04:41.985	1:06.550	43.783		47.329	91.917	2.615
4	9:06:54.342	1:05.092	42.551		46.282	93.732	2.702	3	9:05:48.217	1:06.232	43.853		46.871	92.044	2.622
5	9:07:58.364	1:04.022	41.813		45.088	93.468	2.800	4	9:06:54.410	1:06.193	43.385		46.723	91.790	2.683
6	9:09:02.355	1:03.991	41.925		44.966	93.468	2.797	5	9:08:02.581	1:08.171	45.710		47.071	87.098	2.602
7	9:11:11.022	2:08.667	42.025		1:49.934	93.337	2.752	6	9:09:08.605	1:06.024	43.382		46.626	93.468	2.675
8	9:12:18.412	1:07.390	44.886		45.939	44.512	2.736	7	9:10:14.899	1:06.294	43.542		46.864	92.557	2.662
9	9:13:22.876	1:04.464	42.071		45.568	92.816	2.766	8	9:11:20.816	1:05.917	43.728		46.380	92.816	2.653
10	9:14:26.840	1:03.964	41.762		45.187	92.428	2.788	9	9:12:27.582	1:06.766	44.009		46.824	93.337	2.666
11	9:15:30.815	1:03.975	41.729		45.178	93.076	2.794	10	9:13:34.110	1:06.528	43.685		47.066	92.172	2.650
12	9:16:34.934	1:04.119	41.980		45.163	93.337	2.783	11	9:14:40.368	1:06.258	43.640		46.747	91.537	2.660
13	9:17:38.957	1:04.023	41.792		45.157	93.732	2.795	12	9:15:45.983	1:05.615	43.131		46.301	92.428	2.694
								13	9:16:51.743	1:05.760	43.300		46.379	92.300	2.682
								14	9:17:58.352	1:06.609	43.557		47.145	92.044	2.664
(10) Jake HUTCHISON															
1	9:03:29.383	1:11.661	48.938		47.174	49.854	2.613	(16) Craig DILLON							
2	9:04:34.560	1:05.177	42.309		45.830	90.416	2.788	1	9:03:31.637	1:12.707	50.099		47.774	48.473	2.542
3	9:05:39.221	1:04.661	41.930		45.540	90.911	2.807	2	9:04:36.851	1:05.214	42.827		46.023	93.337	2.714
4	9:06:43.819	1:04.598	41.906		45.540	90.416	2.801	3	9:05:41.210	1:04.359	42.024		45.315	93.864	2.789
5	9:07:48.534	1:04.715	41.796		45.586	90.540	2.823	4	9:07:27.833	1:46.623	42.091		1:27.629	93.732	2.775
6	9:08:54.613	1:06.079	43.387		46.509	89.443	2.674	5	9:08:35.563	1:07.730	45.337		45.647	42.410	2.756
7	9:10:49.238	1:54.625	46.213		1:32.603	86.195	2.644								
8	9:11:59.365	1:10.127	47.606		45.393	40.228	2.795								
9	9:13:03.523	1:04.158	41.700		45.044	92.557	2.833								
10	9:14:08.227	1:04.704	42.028		45.592	92.044	2.794								
11	9:15:13.308	1:05.081	42.283		45.942	91.286	2.767								
12	9:16:18.065	1:04.757	42.012		45.609	91.663	2.799								
13	9:17:22.512	1:04.447	41.706		45.325	91.036	2.834								

Clerk of the Course.

Sig : Time :

Chief Timekeeper : Ian Sharp (SMART Timing)

Results available at www.speedhive.com and www.smart-timing.co.uk

Printed: 06/05/2018 12:16:13

Orbits



Scottish Championship Raceday

Celtic Speed Mini Cooper Cup

Knockhill 1.267 miles

Race 2 - 1st Race

06/05/2018 11:25

Race (12 Laps) started at 11:26:09

POLE POSITION

Rank	Driver	Time	Rank	Driver	Time
1	5 David SLEIGH	1:02.522	2	7 Michael WEDDELL	1:02.525
2	4 Dominic WHEATLEY	1:02.597	4	24 John DUNCAN	1:02.660
3	28 David McNAUGHTON	1:02.804	6	81 Douglas SIMPSON	1:02.948
4	23 Ian MUNRO	1:02.963	8	21 Ross WILKINSON	1:03.385
5	26 William BLAKE	1:03.644	10	95 Craig BLAKE	1:03.762
6	52 Simon HOLDERNESS	1:03.808	12	55 Fiona KINDNESS	1:03.954
7	8 Hannah CHAPMAN	1:03.964	14	10 Jake HUTCHISON	1:04.158
8	16 Craig DILLON	1:04.359	16	50 Andrew BELL	1:04.734
9	77 Ashleigh MORRIS	1:04.886	18	30 David LONG	1:05.615

Clerk of the Course.

Sig : Time :

Chief Timekeeper : Ian Sharp (SMART Timing)

Results available at www.speedhive.com and www.smart-timing.co.uk

Printed: 06/05/2018 12:16:56

Orbits





Qualifying Results



Bulletin No. _____

Scottish Championship Raceday

Sorted on best lap time

Scottish Legends Championship

Knockhill 1.267 miles

Familiarisation - Q3

06/05/2018 09:20

Practice (15:00 Time) started at 9:23:03

Pos	No.	Name	Make/Model	CC	Class Code	Laps	Best Tm	Diff	Best Speed	2nd Best
1	1	John PATERSON	Ford Coupe	1250	L	7	58.002		78.632	58.183
2	52	Stewart BLACK	Ford Coupe	1250	L	6	58.342	0.340	78.174	58.859
3	7	Duncan VINCENT	Ford Coupe	1250	L	8	58.526	0.524	77.928	58.634
4	6	David HUNTER	Ford Coupe	1250	L	8	58.744	0.742	77.639	58.754
5	71	Ryan McLEISH	Ford Coupe	1250	L	12	58.818	0.816	77.542	58.933
6	37	Ivor GREENWOOD	Ford Coupe	1250	L	12	58.924	0.922	77.402	59.043
7	5	Michael PAXTON	Ford Coupe	1250	L	10	59.550	1.548	76.588	59.687
8	60	David NEWALL	Ford Coupe	1250	L	11	59.628	1.626	76.488	59.702
9	8	Jordan HODGSON	Ford Coupe	1250	L	15	59.716	1.714	76.376	59.776
10	75	Pino PALAZZO	Ford Sedan	1250	L	10	1:00.207	2.205	75.753	1:00.437
11	4	Colin McNEILL	Ford Coupe	1250	L	13	1:00.315	2.313	75.617	1:00.760
12	68	Charles FRASER	Ford Coupe	1250	Guest	8	1:00.333	2.331	75.594	1:00.669
13	17	Billy WAIT	37 Ford	1250	L	8	1:01.080	3.078	74.670	1:01.741
14	85	Mark BEATY	Ford Coupe	1250	L	9	1:01.085	3.083	74.664	1:01.327
15	15	Steven McGILL	Ford Coupe	1250	L	4	1:01.677	3.675	73.947	1:01.808
16	86	Jon CRITCHLOW	Chevy Sedan	1250	LR	8	1:01.962	3.960	73.607	1:02.626
17	69	Gerard McCOSH	Ford Coupe	1250	L	11	1:02.710	4.708	72.729	1:02.816
18	16	John BUSHBY	Ford Coupe	1250	L	9	1:03.114	5.112	72.264	1:03.203
19	30	Mark FRENCH	Ford Coupe	1250	LR	9	1:06.036	8.034	69.066	1:06.051

Clerk of the Course.

Orbits

Sig : Time :
Chief Timekeeper : Ian Sharp (SMART Timing)

Results available at www.speedhive.com and www.smart-timing.co.uk

Printed: 06/05/2018 12:14:37



Scottish Championship Raceday

Scottish Legends Championship

Knockhill 1.267 miles

Familiarisation - Q3

06/05/2018 09:20

Practice (15:00 Time) started at 9:23:03

Lap	Time of Day	Lap Tm	S1	S2	S3	SFSpd	S1Spd
(1) John PATERSON							
1	9:24:14.926	1:03.182	43.300		42.429	47.948	2.857
2	9:25:13.109	58.183	38.552		40.713	107.708	3.048
3	9:26:11.111	58.002	38.516		40.593	107.360	3.045
4	9:27:09.705	58.594	38.341		41.234	108.235	3.062
5	9:28:08.812	59.107	39.248		41.415	104.327	2.983
6	9:29:08.037	59.225	39.306		41.563	108.059	2.970
7	9:30:11.673	1:03.636	41.204		45.163	105.486	2.832
(52) Stewart BLACK							
1	9:24:46.747	1:07.857	46.175		47.591	59.602	2.493
2	9:25:46.213	59.466	39.523		41.669	105.990	2.960
3	9:26:45.072	58.859	38.980		41.332	107.883	2.996
4	9:27:43.414	58.342	38.500		41.025	106.842	3.034
5	9:28:43.810	1:00.396	39.240		43.218	107.360	2.917
6	9:29:54.401	1:10.591	45.894		50.786	86.195	2.470
(7) Duncan VINCENT							
1	9:24:39.698	1:04.531	43.886		44.344	51.476	2.720
2	9:25:38.224	58.526	38.660		41.275	106.160	3.002
3	9:26:42.763	1:04.539	40.897		47.217	106.500	2.735
4	9:27:41.397	58.634	38.768		41.260	106.500	3.004
5	9:28:40.773	59.376	38.944		41.895	105.990	2.994
6	9:29:42.279	1:01.506	40.440		44.096	105.990	2.798
7	9:30:41.485	59.206	39.237		41.622	104.163	2.965
8	9:31:40.614	59.129	39.056		41.568	105.319	2.988
(6) David HUNTER							
1	9:24:14.947	1:05.739	45.372		43.684	36.655	2.762
2	9:25:14.050	59.103	39.383		41.184	106.330	2.997
3	9:26:12.794	58.744	38.953		41.314	108.944	2.989
4	9:27:11.548	58.754	38.972		41.090	108.588	3.017
5	9:28:11.605	1:00.057	39.671		42.562	108.588	2.903
6	9:29:11.667	1:00.062	40.006		42.561	107.360	2.862
7	9:30:10.831	59.164	39.291		41.412	105.990	2.986
8	9:31:10.903	1:00.072	39.589		42.141	106.842	2.969
(71) Ryan McLEISH							
1	9:24:46.952	1:03.272	43.254		43.548	57.240	2.736
2	9:25:46.410	59.458	39.649		41.540	108.588	2.960
3	9:26:45.603	59.193	39.074		41.484	111.503	3.009
4	9:27:44.421	58.818	38.992		41.196	105.990	3.007
5	9:28:44.101	59.680	39.586		42.065	108.059	2.927
6	9:29:43.708	59.607	39.621		42.111	107.187	2.907
7	9:30:43.410	59.702	39.556		41.967	108.235	2.947
8	9:31:42.343	58.933	38.988		41.487	106.330	2.983
9	9:32:42.425	1:00.082	40.022		42.301	105.822	2.892
10	9:33:43.488	1:01.063	40.760		43.458	106.842	2.781
11	9:34:43.177	59.689	38.892		42.285	105.152	2.991
12	9:35:43.271	1:00.094	17.701	22.032	20.361	103.353	90.787
(37) Ivor GREENWOOD							
1	9:24:49.765	1:04.206	42.767		44.932	57.939	2.744
2	9:25:50.222	1:00.457	40.309		42.836	104.820	2.840
3	9:26:49.146	58.924	38.722		41.788	106.842	2.980
4	9:27:49.362	1:00.216	39.588		42.762	107.534	2.907
5	9:28:48.507	59.145	38.689		41.870	105.152	3.003
6	9:29:47.759	59.252	38.965		41.976	106.500	2.966
7	9:30:47.215	59.456	39.313		42.023	106.330	2.940
8	9:31:46.559	59.344	38.924		42.038	108.235	2.975
9	9:32:45.797	59.238	38.950		41.953	106.160	2.968
10	9:33:47.101	1:01.304	40.827		43.655	106.671	2.780
11	9:34:46.910	59.809	39.282		42.111	105.653	2.978
12	9:35:45.953	59.043	17.473	21.623	19.947	105.990	91.790
(5) Michael PAXTON							
1	9:24:34.632	1:03.302	42.472		43.246	54.029	2.867
2	9:25:34.660	1:00.028	39.580		42.165	104.000	2.958
3	9:26:34.874	1:00.214	40.046		42.170	104.820	2.921
4	9:27:37.794	1:02.920	40.573		45.270	105.990	2.809
5	9:28:39.389	1:01.595	40.394		43.702	105.319	2.859
6	9:29:39.663	1:00.274	40.068		42.228	103.514	2.919
7	9:30:39.350	59.687	39.469		41.953	104.491	2.956

Lap	Time of Day	Lap Tm	S1	S2	S3	SFSpd	S1Spd
8	9:31:38.900	59.550	39.316		41.841	104.820	2.973
9	9:32:39.653	1:00.753	40.538		42.332	104.163	2.905
10	9:34:07.838	1:28.185	55.778		1:05.749	106.500	1.932
(60) David NEWALL							
1	9:24:16.515	1:03.906	43.669		43.508	52.785	2.771
2	9:25:16.394	59.879	39.656		42.483	111.317	2.893
3	9:26:16.022	59.628	39.547		42.292	107.708	2.899
4	9:27:16.382	1:00.360	40.003		42.963	107.534	2.850
5	9:28:16.101	59.719	39.333		42.367	107.187	2.928
6	9:29:16.311	1:00.210	40.077		42.483	106.330	2.880
7	9:30:16.978	1:00.667	40.001		43.063	107.883	2.875
8	9:31:16.680	59.702	39.442		42.119	106.500	2.943
9	9:34:51.060	3:34.380	45.791		3:16.695	104.327	2.304
10	9:35:56.116	1:05.056	20.274	23.942	20.840	38.886	33228.000
11	9:37:01.562	1:05.446	18.011	23.259	24.176	102.873	88.372
(8) Jordan HODGSON							
1	9:24:16.441	1:05.927	45.427		44.192	40.821	2.721
2	9:25:16.880	1:00.439	40.165		42.497	109.123	2.898
3	9:26:16.596	59.716	39.575		42.085	109.845	2.933
4	9:27:16.887	1:00.291	39.905		42.763	109.663	2.879
5	9:28:16.763	59.876	39.545		42.201	109.123	2.892
6	9:29:17.434	1:00.671	40.540		42.548	108.588	2.872
7	9:30:17.210	59.776	39.601		42.204	108.766	2.922
8	9:31:18.001	1:00.791	40.416		42.908	110.760	2.859
9	9:32:18.667	1:00.666	39.604		43.176	107.187	2.911
10	9:33:21.258	1:02.591	40.516		44.728	102.873	2.843
11	9:34:21.358	1:00.100	39.741		42.499	104.986	2.906
12	9:35:21.904	1:00.546	17.789	22.170	20.587	105.486	90.787
13	9:36:22.351	1:00.447	17.656	22.330	20.461	105.319	91.537
14	9:37:22.496	1:00.145	17.747	22.019	20.379	105.486	90.911
15	9:38:22.727	1:00.231	17.350	22.226	20.655	105.486	91.411
(75) Pino PALAZZO							
1	9:24:53.600	1:06.220	43.467		46.106	53.767	2.759
2	9:25:54.907	1:01.307	40.798		43.005	101.770	2.862
3	9:26:55.571	1:00.664	40.639		42.111	109.123	2.913
4	9:27:55.778	1:00.207	40.025		42.459	107.360	2.888
5	9:28:56.215	1:00.437	39.682		42.671	105.653	2.934
6	9:29:57.010	1:00.795	39.805		42.864	104.163	2.940
7	9:30:57.880	1:00.870	40.143		42.777	106.330	2.916
8	9:31:58.402	1:00.522	39.867		42.625	104.163	2.927
9	9:32:59.825	1:01.423	40.075		43.596	104.000	2.891
10	9:34:14.307	1:14.482	50.715		50.894	68.582	2.362
(4) Colin McNEILL							
1	9:24:26.512	1:06.693	45.430		46.512	59.020	2.551
2	9:25:29.745	1:03.233	42.045		45.009	107.708	2.708
3	9:26:30.564	1:00.819	40.332		42.933	106.842	2.868
4	9:27:31.751	1:01.187	40.595		43.348	107.014	2.830
5	9:28:33.554	1:01.803	40.967		43.711	107.360	2.815
6	9:29:34.314	1:00.760	40.315		42.658	105.822	2.897
7	9:30:34.629	1:00.315	39.875		42.516	105.990	2.914
8	9:31:35.470	1:00.841	40.132		42.974	106.842	2.890
9	9:32:37.392	1:01.922	40.862		44.019	106.330	2.805
10	9:33:40.522	1:03.130	40.961		45.274	105.990	2.788
11	9:34:42.488	1:01.966	40.551		43.912	105.822	2.860
12	9:35:43.979</						

Scottish Championship Raceday

Scottish Legends Championship

Knockhill 1.267 miles

Familiarisation - Q3

06/05/2018 09:20

Practice (15:00 Time) started at 9:23:03

Lap	Time of Day	Lap Tm	S1	S2	S3	SFSpd	S1Spd	Lap	Time of Day	Lap Tm	S1	S2	S3	SFSpd	S1Spd
3	9:27:09.629	1:13.428	48.815		55.618	105.822	2.094								
4	9:28:11.699	1:02.070			43.549	102.398									
5	9:29:15.328	1:03.629			45.645	104.327									
6	9:30:17.069	1:01.741			44.005	101.926									
7	9:31:18.149	1:01.080	40.285		43.317	104.820	2.859								
8	9:32:25.199	1:07.050	43.030		48.958	104.491	2.589								

(85) Mark BEATY

1	9:24:23.226	1:08.416	47.054		45.296	53.550	2.692
2	9:25:26.105	1:02.879	41.864		44.129	104.655	2.786
3	9:26:27.824	1:01.719	40.759		43.336	105.319	2.875
4	9:27:30.725	1:02.901	41.860		44.573	105.822	2.736
5	9:28:34.334	1:03.609	42.958		44.137	103.514	2.724
6	9:29:36.460	1:02.126	41.192		43.414	104.163	2.861
7	9:30:37.787	1:01.327	40.550		43.190	104.000	2.870
8	9:31:38.872	1:01.085	40.274		42.910	104.000	2.910
9	9:32:41.034	1:02.162	41.513		43.600	103.676	2.804

(15) Steven McGILL

1	9:24:22.364	1:08.270	46.617		45.197	48.297	2.735
2	9:25:24.041	1:01.677	41.135		42.955	103.838	2.871
3	9:26:25.849	1:01.808	40.224		43.852	104.986	2.889
4	9:27:34.184	1:08.335	46.723		48.670	93.337	2.383

(86) Jon CRITCHLOW

1	9:24:41.772	1:12.231	49.625		47.974	46.022	2.541
2	9:25:45.088	1:03.316	41.673		44.637	102.873	2.798
3	9:26:47.993	1:02.905	42.062		43.199	102.240	2.877
4	9:27:50.667	1:02.674	41.933		44.294	104.163	2.734
5	9:28:54.457	1:03.790	42.634		45.663	104.491	2.631
6	9:29:57.083	1:02.626	41.122		44.235	102.714	2.828
7	9:30:59.045	1:01.962	40.964		43.545	102.398	2.853
8	9:32:04.306	1:05.261	43.801		46.126	102.873	2.616

(69) Gerard McCOSH

1	9:24:55.088	1:27.439	59.231		59.853	36.635	2.025
2	9:26:11.032	1:15.944	50.793		53.515	72.000	2.266
3	9:27:20.023	1:08.991	47.012		47.804	77.006	2.487
4	9:28:23.830	1:03.807	42.547		45.019	95.896	2.710
5	9:29:27.215	1:03.385	41.879		45.028	103.193	2.738
6	9:30:30.204	1:02.989	41.797		44.545	102.083	2.757
7	9:31:33.090	1:02.886	41.578		44.424	103.353	2.785
8	9:32:36.181	1:03.091	41.760		44.716	103.353	2.753
9	9:33:40.418	1:04.237	41.673		45.902	102.556	2.758
10	9:34:43.128	1:02.710	41.603		44.108	97.873	2.799
11	9:35:45.944	1:02.816	18.675	23.087	21.054	97.300	89.203

(16) John BUSHBY

1	9:24:26.193	1:08.951	47.086		47.012	52.995	2.558
2	9:25:29.562	1:03.369	41.883		45.123	103.193	2.724
3	9:26:33.027	1:03.465	41.956		44.989	103.033	2.745
4	9:27:36.141	1:03.114	41.914		44.699	102.873	2.741
5	9:28:39.344	1:03.203	41.754		44.907	103.033	2.745
6	9:29:43.104	1:03.760	41.676		45.333	102.240	2.771
7	9:30:46.393	1:03.289	41.842		45.026	103.676	2.732
8	9:31:49.764	1:03.371	41.811		44.728	102.398	2.780
9	9:32:53.686	1:03.922	42.499		45.396	102.398	2.687

(30) Mark FRENCH

1	9:24:47.292	1:12.912	50.141		50.050	42.682	2.365
2	9:25:53.328	1:06.036	43.816		46.686	95.896	2.632
3	9:27:02.416	1:09.088	46.004		49.165	97.016	2.465
4	9:28:08.467	1:06.051	43.604		46.765	96.734	2.646
5	9:29:15.493	1:07.026	44.196		47.281	95.346	2.631
6	9:30:23.745	1:08.252	45.424		47.074	92.428	2.654
7	9:31:30.981	1:07.236	44.044		47.824	95.483	2.613
8	9:32:39.352	1:08.371	44.891		48.876	93.997	2.536
9	9:33:49.641	1:10.289	47.061		50.154	95.896	2.393

Clerk of the Course.

Sig : Time :

Chief Timekeeper : Ian Sharp (SMART Timing)

Results available at www.speedhive.com and www.smart-timing.co.uk

Printed: 06/05/2018 12:15:22

Orbits





Qualifying Results



Bulletin No. _____

Scottish Championship Raceday

Sorted on best lap time

Scottish Classic Sports & Saloon Championship

Knockhill 1.267 miles

Qualifying 4

06/05/2018 09:45

Practice (15:00 Time) started at 9:43:43

Pos	No.	Name	Make/Model	CC	Class Code	Laps	Best Tm	Diff	Best Speed	2nd Best
1	63	John KINMOND	Rover 3500	3500	CE	6	59.571		76.561	59.640
2	1	Alastair BAPTIE	Fiat X1/9	1498	CA	6	1:01.746	2.175	73.865	1:04.199
3	101	Stuart THORBURN	Ford Escort Mk1	1600	CB	13	1:02.142	2.571	73.394	1:02.165
4	57	Bruce MITCHELL	Lotus Europa TC	1760	CB	14	1:02.280	2.709	73.231	1:02.479
5	78	Andrew GRAHAM	Triumph TR8	3900	CE	5	1:02.308	2.737	73.198	1:02.491
6	21	Jimmy CROW	Ford Escort	2000	CB	13	1:02.353	2.782	73.145	1:02.733
7	27	Mario FERRARI	Alfa Sprint Trofeo	1498	CA	15	1:02.521	2.950	72.949	1:02.831
8	17	Charlie COPE	VW Golf Gti	1800	CB	2	1:03.407	3.836	71.930	1:09.291
9	20	William CONWAY	Mini Clubman GT	1380	CA	7	1:03.603	4.032	71.708	1:03.884
10	49	Raymond BOYD	Porsche 911	2998	CE	6	1:04.059	4.488	71.197	1:04.966
11	33	Martin RAMSAY	Ford Fiesta XR2	1600	XR	14	1:04.964	5.393	70.206	1:05.455
12	5	Michael LONGSTAFFE	MG Midget	1380	CA	10	1:05.106	5.535	70.053	1:05.643
13	66	Duncan O'NEILL	Ford Fiesta XR2	1600	XR	13	1:08.384	8.813	66.695	1:08.797

Clerk of the Course.

Orbits

Sig : Time :

Chief Timekeeper : Ian Sharp (SMART Timing)

Results available at www.speedhive.com and www.smart-timing.co.uk



Printed: 06/05/2018 12:48:18



Scottish Championship Raceday

Scottish Classic Sports & Saloon Championship

Knockhill 1.267 miles

Qualifying 4

06/05/2018 09:45

Practice (15:00 Time) started at 9:43:43

Lap	Time of Day	Lap Tm	S1	S2	S3	SFSpd	S1Spd	Lap	Time of Day	Lap Tm	S1	S2	S3	SFSpd	S1Spd
(63) John KINMOND															
1	9:45:17.138	1:10.317	23.342	25.082	21.893	41.048	83.487	4	9:48:30.424	1:04.359	19.042	24.094	21.223	101.460	85.419
2	9:46:21.315	1:04.177	18.220	25.427	20.530	107.014	88.372	5	9:49:34.180	1:03.756	18.572	23.846	21.338	101.615	85.419
3	9:47:21.834	1:00.519	17.399	22.936	20.184	124.217	98.893	6	9:50:37.771	1:03.591	18.773	23.808	21.010	95.346	83.698
4	9:48:21.742	59.908	17.426	22.273	20.209	122.839	100.084	7	9:51:41.801	1:04.030	19.072	23.465	21.493	100.539	83.070
5	9:49:21.313	59.571	17.027	22.658	19.886	122.162	100.084	8	9:56:46.450	5:04.649	18.889			98.599	83.803
6	9:50:20.953	59.640	17.284	22.328	20.028	122.839	98.308	9	9:57:55.835	1:09.385	22.623	25.540	21.222	37.631	82.349
(1) Alastair BAPTIE															
1	9:45:44.498	1:18.180	26.969	26.518	24.693	27.899	64.898	10	9:59:01.356	1:05.521	21.130	23.521	20.870	99.188	78.926
2	9:46:49.789	1:05.291	20.064	23.778	21.449	91.036	77.636	11	10:00:04.655	1:03.299	18.815	23.453	21.031	101.151	85.091
3	9:47:53.988	1:04.199	19.142	22.962	22.095	101.615	83.487	12	10:01:07.176	1:02.521	18.662	23.029	20.830	99.485	83.698
4	9:48:58.369	1:04.381	19.879	23.639	20.863	99.934	84.015	13	10:02:10.007	1:02.831	18.744	23.186	20.901	100.235	84.015
5	9:50:09.216	1:10.847	18.325	21.069	21.453	104.655	87.098	14	10:03:12.946	1:02.939	18.612	23.195	21.132	100.084	82.760
6	9:51:10.962	1:01.746	18.443	22.491	20.812	101.460	85.639	15	10:04:16.219	1:03.273	18.713	23.407	21.153	99.188	84.874
(17) Charlie COPE															
1	9:45:19.036	1:09.291	22.962	24.230	22.099	40.997	84.765								
2	9:46:22.443	1:03.407	18.281	24.026	21.100	104.327	90.416								
(101) Stuart THORBURN															
1	9:45:09.911	1:15.785	24.532	27.247	24.006	44.186	69.807								
2	9:46:16.888	1:06.977	20.412	24.731	21.834	87.673	81.842								
3	9:47:21.487	1:04.599	19.245	24.174	21.180	98.308	85.419								
4	9:48:26.934	1:05.447	19.848	23.979	21.620	98.893	83.278								
5	9:49:30.618	1:03.684	19.155	23.498	21.031	102.873	86.531								
6	9:50:34.068	1:03.450	19.094	23.095	21.261	104.163	86.419								
7	9:51:37.160	1:03.092	18.991	23.096	21.005	103.514	86.083								
8	9:56:42.383	5:05.223	18.808			105.152	86.757								
9	9:57:55.415	1:13.032	24.679	25.997	22.356	35.199	74.502								
10	9:59:00.452	1:05.037	20.271	23.734	21.032	100.387	82.966								
11	10:00:03.332	1:02.880	18.929	22.973	20.978	103.838	87.098								
12	10:01:05.497	1:02.165	18.498	22.768	20.899	104.000	88.255								
13	10:02:07.639	1:02.142	18.743	22.795	20.604	104.327	88.255								
(57) Bruce MITCHELL															
1	9:45:28.895	1:15.751	23.797	27.453	24.501	42.275	76.299								
2	9:46:35.469	1:06.574	19.834	25.172	21.568	100.084	82.146								
3	9:47:40.714	1:05.245	18.403	25.148	21.694	112.447	89.203								
4	9:48:44.499	1:03.785	18.283	24.251	21.251	111.691	91.036								
5	9:49:50.609	1:06.110	20.368	24.058	21.684	112.637	88.138								
6	9:50:54.558	1:03.949	19.652	23.429	20.868	88.255	89.563								
7	9:52:00.361	1:05.803	18.396	25.434	21.973	112.447	92.172								
8	9:56:54.013	4:53.652				101.151									
9	9:58:07.319	1:13.306		25.488	25.866	41.048	89.805								
10	9:59:16.556	1:09.237	21.109	25.423	22.705	75.092	81.943								
11	10:00:19.662	1:03.106	18.343	23.608	21.155	106.842	94.532								
12	10:01:23.134	1:03.472	18.625	23.628	21.219	113.600	93.468								
13	10:02:25.414	1:02.280	18.132	23.762	20.386	113.020	94.130								
14	10:03:27.893	1:02.479	18.003	23.519	20.957	114.186	90.787								
(78) Andrew GRAHAM															
1	9:45:47.785	1:18.242	26.606			34.326	61.705								
2	9:46:52.540	1:04.755	18.984			111.317	89.684								
3	9:47:55.091	1:02.551	18.422			118.884	97.300								
4	9:48:57.399	1:02.308	18.672			118.671	98.162								
5	9:49:59.890	1:02.491	18.275			119.741	97.158								
(21) Jimmy CROW															
1	9:44:59.970	1:12.761	22.029	28.105	22.627	47.983	74.922								
2	9:46:05.649	1:05.679	19.047	25.165	21.467	103.838	87.789								
3	9:47:09.166	1:03.517	18.360	24.165	20.992	107.883	89.927								
4	9:48:13.098	1:03.932	18.440	24.098	21.394	108.235	91.411								
5	9:49:16.457	1:03.359	18.335	24.071	20.953	107.883	90.787								
6	9:50:19.338	1:02.881	18.045	23.719	21.117	108.588	91.411								
7	9:51:22.489	1:03.151	18.179	24.084	20.888	108.411	90.540								
8	9:56:49.179	5:26.690	17.920			108.944	90.787								
9	9:58:06.458	1:17.279	23.319	27.927	26.033	38.592	76.562								
10	9:59:15.057	1:08.599	21.181	24.975	22.443	74.754	76.739								
11	10:00:18.059	1:03.002	17.901	23.711	21.300	106.330	92.044								
12	10:01:20.792	1:02.733	17.954	23.230	21.549	107.883	91.917								
13	10:02:23.145	1:02.353	17.858	23.426	21.069	107.360	91.790								
(27) Mario FERRARI															
1	9:45:10.157	1:18.528	25.150	28.254	25.124	40.350	60.635								
2	9:46:21.249	1:11.092	22.588	26.587	21.917	60.360	64.023								
3	9:47:26.065	1:04.816	19.156	24.196	21.464	100.387	84.765								
(66) Duncan O'NEILL															
1	9:45:39.096	1:21.559	26.361	29.339	25.859	39.184	67.127								
2	9:46:52.142	1:13.046	21.088	26.944	25.014	86.306	75.092								
3	9:48:02.680	1:10.538	21.084	25.710	23.744	88.138	74.004								
4	9:49:12.392	1:09.712	20.719	25.377	23.616	87.905	73.758								
5	9:50:22.446	1:10.054	20.269	26.191	23.594	88.138	74.754								
6	9:51:32.534	1:10.088	20.197	25.473	24.418	88.021	74.087								
7	9:56:44.278	5:11.744	20.337			86.419	74.170								
8	9:58:01.190	1:16.912	24.868	27.550	24.494	37.802	71.076								
9	9:59:10.128	1:08.938	20.433	24.947	23.558	88.021	75.092								
10	10:00:19.100	1:08.972	20.200	25.011	23.761	87.673	74.838								
11	10:01:29.358	1:10.258	20.918	25.483	23.857	87.789	74.922								
(5) Michael LONGSTAFFE															
1	9:45:48.667	1:20.950	26.938	29.238	24.774	29.655	61.590								
2	9:46:57.280	1:08.613	20.147	25.429	23.037	85.419	81.742								
3	9:48:02.386	1:05.106	18.969	24.450	21.687	100.997	82.863								
4	9:49:18.474	1:16.088	28.130	25.700	22.258	102.083	77.636								
5	9:50:26.264	1:07.790	19.520	24.981	23.289	94.130	83.070								
6	9:51:33.991	1:07.727	20.099	24.990	22.638	91.160	81.441								
7	9:56:47.768	5:13.777	19.509			100.235	77.274								
8	9:58:00.875	1:13.107	23.168	26.967	22.972	38.570	80.067								
9	9:59:07.037	1:06.162	19.447	24.528	22.187	99.485	81.842								
10	10:00:12.680	1:05.643	19.172	24.334	22.137	101.151	84.657								

Clerk of the Course.

Sig : Time :

Chief Timekeeper : Ian Sharp (SMART Timing)

Results available at www.speedhive.com and www.smart-timing.co.uk

Printed: 06/05/2018 12:48:59

Orbits





Scottish Championship Raceday

Scottish Classic Sports & Saloon Championship

Knockhill 1.267 miles

Qualifying 4

06/05/2018 09:45

Practice (15:00 Time) started at 9:43:43

Lap	Time of Day	Lap Tm	S1	S2	S3	SFSpd	S1Spd	Lap	Time of Day	Lap Tm	S1	S2	S3	SFSpd	S1Spd
12	10:02:37.742	1:08.384	19.938	24.737	23.709	87.098	75.863								
13	10:03:46.539	1:08.797	20.065	24.733	23.999	87.098	76.124								

Clerk of the Course.

Orbits

Sig : Time :

Chief Timekeeper : Ian Sharp (SMART Timing)

Results available at www.speedhive.com and www.smart-timing.co.uk





Scottish Championship Raceday


Scottish Classic Sports & Saloon Championship

Knockhill 1.267 miles

Race 5 - 1st Race

06/05/2018 12:40

Race (12 Laps) started at 12:45:36



POLE POSITION

1	1 63 John KINMOND 59.571
2	3 101 Stuart THORBURN 1:02.142
3	5 78 Andrew GRAHAM 1:02.308
4	7 27 Mario FERRARI 1:02.521
5	9 20 William CONWAY 1:03.603
6	11 33 Martin RAMSAY 1:04.964
7	13 66 Duncan O'NEILL 1:08.384

2 1 Alastair BAPTIE 1:01.746
4 57 Bruce MITCHELL 1:02.280
6 21 Jimmy CROW 1:02.353
8 17 Charlie COPE 1:03.407
10 49 Raymond BOYD 1:04.059
12 5 Michael LONGSTAFFE 1:05.106

Clerk of the Course.

Sig : Time :
Chief Timekeeper : Ian Sharp (SMART Timing)

Results available at www.speedhive.com and www.smart-timing.co.uk

Orbits



Scottish Championship Raceday
Sorted on best lap time
SMTA Fiesta Hot Hatch Championship / Scottish BMW
Knockhill 1.267 miles
Qualifying 5
06/05/2018 10:05
Practice (15:00 Time) started at 10:08:39

Pos	No.	Name	Make/Model	CC	Class Code	Laps	Best Tm	Diff	Best Speed	2nd Best
1	1	Wayne MacCAULAY	Ford Fiesta ST	2000	ST	10	1:01.068		74.685	1:01.166
2	67	Mark GERAGHTY	Ford Fiesta ST	2000	Guest	11	1:02.533	1.465	72.935	1:02.538
3	85	Blair MURDOCH	Ford Fiesta ST	2000	ST	14	1:02.598	1.530	72.859	1:02.606
4	14	John BALFOUR	Ford Fiesta ST	2000	ST	14	1:02.828	1.760	72.592	1:03.028
5	3	Stewart SCOTT	Ford Fiesta ST	2000	ST	14	1:03.383	2.315	71.957	1:03.763
6	5	Lorn MURRAY	Ford Fiesta ST	2000	ST	14	1:03.607	2.539	71.703	1:03.622
7	27	Cameron BRYANT	Ford Fiesta ST	2000	ST	11	1:03.881	2.813	71.396	1:04.014
8	98	Gordon HASTON	Ford Fiesta ST	2000	ST	14	1:05.265	4.197	69.882	1:05.607
9	37	Russell MORGAN	Ford Fiesta ST	2000	ST	1	1:15.740	14.672	60.217	

Clerk of the Course.

Orbits

Sig : Time :

Chief Timekeeper : Ian Sharp (SMART Timing)

 Results available at www.speedhive.com and www.smart-timing.co.uk

Printed: 06/05/2018 12:20:48



Scottish Championship Raceday

SMTA Fiesta Hot Hatch Championship / Scottish BMW

Knockhill 1.267 miles

Qualifying 5

06/05/2018 10:05

Practice (15:00 Time) started at 10:08:39

Lap	Time of Day	Lap Tm	S1	S2	S3	SFSpd	S1Spd	Lap	Time of Day	Lap Tm	S1	S2	S3	SFSpd	S1Spd
(1) Wayne MacCAULAY								(5) Lorn MURRAY							
1	10:10:12.808	1:18.395	26.478	27.588	24.329	37.356	62.872	1	10:10:14.114	1:15.867	25.057	28.380	22.430	48.226	55.288
2	10:11:18.861	1:06.053	20.032	24.798	21.223	89.083	76.562	2	10:11:21.592	1:07.478	20.507	24.953	22.018	91.663	80.067
3	10:12:20.395	1:01.534	18.240	22.362	20.932	103.033	84.228	3	10:12:25.834	1:04.242	18.999	23.627	21.616	101.151	81.242
4	10:13:21.933	1:01.538	18.282	22.280	20.976	104.327	85.091	4	10:13:29.662	1:03.828	18.699	23.525	21.604	101.770	81.742
5	10:14:23.559	1:01.626	18.286	22.244	21.096	103.033	84.335	5	10:14:33.269	1:03.607	18.731	23.254	21.622	100.539	81.742
6	10:15:30.864	1:07.305	21.792	24.500	21.013	103.838	72.235	6	10:15:37.041	1:03.772	18.773	23.337	21.662	100.387	80.945
7	10:16:32.496	1:01.632	18.035	22.514	21.083	102.873	84.874	7	10:16:41.365	1:04.324	19.163	23.378	21.783	100.387	80.261
8	10:17:39.916	1:07.420	19.057	27.331	21.032	103.033	66.857	8	10:17:45.842	1:04.477	18.663	23.608	22.206	99.336	80.748
9	10:18:41.082	1:01.166	17.988			103.033	84.874	9	10:18:56.254	1:10.412	19.366	26.010	25.036	98.453	71.922
10	10:19:42.150	1:01.068	17.827	22.139	21.102	101.305	84.657	10	10:20:04.633	1:08.379	20.425	25.405	22.549	88.255	77.006
(67) Mark GERAGHTY								(27) Cameron BRYANT							
1	10:09:56.581	1:09.809	23.950	24.252	21.607	31.904	80.748	1	10:10:19.494	1:11.831	21.235	27.439	23.157	53.942	82.044
2	10:10:59.119	1:02.538	18.514	22.714	21.310	100.691	83.278	2	10:11:28.166	1:08.672	21.870	24.490	22.312	101.615	76.917
3	10:12:02.392	1:03.273	18.704	23.007	21.562	101.151	83.070	3	10:15:40.395	4:12.229	26.358	33.851	3:12.020	101.926	64.583
4	10:13:05.522	1:03.130	18.623	22.546	21.961	100.691	83.070	4	10:16:52.611	1:12.216	23.766	26.000	22.450	36.137	81.842
5	10:14:08.423	1:02.901	18.789	22.787	21.325	100.084	82.863	5	10:17:58.012	1:05.401	19.096	24.339	21.966	101.305	82.349
6	10:15:10.956	1:02.533	18.629	22.549	21.355	100.387	82.966	6	10:19:03.232	1:05.220	18.518	24.792	21.910	100.539	83.174
7	10:16:13.577	1:02.621	18.646	22.460	21.515	99.934	82.760	7	10:20:11.011	1:07.779	20.946	25.076	21.757	100.997	58.397
8	10:18:47.589	2:34.012	19.426	25.675	1:48.911	100.084	74.586	8	10:21:15.620	1:04.609	19.060	23.971	21.578	101.770	82.966
9	10:19:57.508	1:09.919	22.123	24.708	23.088	43.894	81.143	9	10:22:19.681	1:04.061	18.725	23.689	21.647	101.770	82.760
10	10:21:02.403	1:04.895	18.990	23.978	21.927	100.539	78.646	10	10:23:23.695	1:04.014	18.734	23.656	21.624	101.151	82.966
11	10:22:04.974	1:02.571	18.529	22.588	21.454	100.844	82.657	11	10:24:27.576	1:03.881	18.569	23.649	21.663	101.460	82.863
(85) Blair MURDOCH								(98) Gordon HASTON							
1	10:10:13.358	1:17.502	26.051	27.956	23.495	40.671	57.738	1	10:10:07.931	1:19.101	26.547	28.168	24.386	37.997	64.898
2	10:11:20.653	1:07.295	20.214	25.086	21.995	90.293	73.758	2	10:11:13.196	1:05.265	19.204	23.711	22.350	95.896	78.739
3	10:12:24.974	1:04.321	18.748	23.594	21.979	100.691	82.760	3	10:12:19.233	1:06.037	19.461	23.819	22.757	95.483	78.276
4	10:13:28.071	1:03.097	18.514	23.143	21.440	100.997	83.278	4	10:13:25.006	1:05.773	19.483	23.585	22.705	95.758	78.553
5	10:14:30.669	1:02.598	18.390	22.871	21.337	101.305	83.383	5	10:14:30.613	1:05.607	19.562	23.545	22.500	95.346	78.000
6	10:15:33.896	1:03.227	18.708	23.069	21.450	100.387	82.760	6	10:15:36.559	1:05.946	19.653	23.719	22.574	94.802	78.092
7	10:16:50.409	1:16.513	22.418	32.067	22.028	100.997	59.283	7	10:16:43.079	1:06.520	20.045	23.838	22.637	95.483	75.777
8	10:18:01.280	1:10.871	19.129	29.256	22.486	100.997	70.027	8	10:17:48.971	1:05.892	19.388	23.918	22.586	94.802	77.636
9	10:19:04.526	1:03.246	18.639			100.539	82.349	9	10:18:54.749	1:05.778	19.479	23.482	22.817	94.667	77.364
10	10:20:07.132	1:02.606	18.535	22.864	21.207	101.615	82.146	10	10:20:00.627	1:05.878	19.276	23.784	22.818	94.264	77.636
11	10:21:14.190	1:07.058	18.588	26.011	22.459	102.240	82.657	11	10:21:06.941	1:06.314	19.764	23.769	22.781	94.130	77.545
12	10:22:17.412	1:03.222	18.645	23.168	21.409	100.387	82.554	12	10:22:12.811	1:05.870	19.376	23.614	22.880	94.130	77.095
13	10:23:20.687	1:03.275	18.659	23.205	21.411	100.691	82.554	13	10:23:18.881	1:06.070	19.568	23.502	23.000	93.997	78.460
14	10:24:36.720	1:16.033	20.336	30.361	25.336	101.151	61.762	14	10:24:25.246	1:06.365	19.703	23.775	22.887	94.802	77.817
(14) John BALFOUR								(37) Russell MORGAN							
1	10:10:15.921	1:16.007	24.461	28.760	22.786	48.829	57.990	1	10:10:17.742	1:15.740	23.793	28.731	23.216	50.614	67.605
2	10:11:22.744	1:06.823	19.906	24.871	22.046	100.997	81.641								
3	10:12:27.061	1:04.317	19.207	23.384	21.726	102.083	82.044								
4	10:13:30.961	1:03.900	18.985	23.253	21.662	102.398	82.044								
5	10:14:34.317	1:03.356	18.637	23.212	21.507	102.083	82.349								
6	10:15:37.438	1:03.121	18.653			101.926	82.248								
7	10:16:46.805	1:09.367	23.005	24.575	21.787	98.308	64.898								
8	10:17:50.350	1:03.545	18.858	22.983	21.704	100.997	81.641								
9	10:19:01.704	1:11.354	19.624	28.481	23.249	101.305	80.650								
10	10:20:06.560	1:04.856	18.858	24.263	21.735	99.634	81.541								
11	10:21:09.388	1:02.828	18.677	22.836	21.315	100.691	82.452								
12	10:22:12.416	1:03.028	18.641	22.694	21.693	101.305	81.943								
13	10:23:16.251	1:03.835	19.078	22.947	21.810	99.336	81.943								
14	10:24:19.915	1:03.664	18.932	23.061	21.671	99.040	80.945								
(3) Stewart SCOTT															
1	10:10:05.970	1:16.251	25.164	27.906	23.181	38.931	74.004								
2	10:11:11.484	1:05.514	19.412	24.185	21.917	98.599	80.748								
3	10:12:15.782	1:04.298	19.122	23.470	21.706	99.934	81.641								
4	10:13:19.165	1:03.383	18.698	22.850	21.835	99.784	81.441								
5	10:14:22.928	1:03.763	18.752	23.159	21.852	99.336	81.441								
6	10:15:27.199	1:04.271	18.989			98.599	81.044								
7	10:16:31.666	1:04.467	18.824			98.453	81.242								
8	10:17:36.309	1:04.643	19.054			98.308	81.242								
9	10:18:41.173	1:04.864	18.907			98.308	81.842								
10	10:19:45.407	1:04.234	19.003	23.329	21.902	88.255	81.943								
11	10:20:49.592	1:04.185	18.981			99.634	81.441								
12	10:21:53.690	1:04.098	18.923	23.023	22.152	98.599	81.541								

Scottish Championship Raceday

SMTA Fiesta Hot Hatch Championship / Scottish BMW

Knockhill 1.267 miles

Race 5 - 1st Race

06/05/2018 12:40

Race (12 Laps)


 POLE POSITION

1	1 1 Wayne MacCAULAY 1:01.068
2	3 85 Blair MURDOCH 1:02.598
3	5 3 Stewart SCOTT 1:03.383
4	7 27 Cameron BRYANT 1:03.881
5	9 37 Russell MORGAN 1:15.740

2	67 Mark GERAGHTY 1:02.533
4	14 John BALFOUR 1:02.828
6	5 Lorn MURRAY 1:03.607
8	98 Gordon HASTON 1:05.265

Clerk of the Course.

Sig : Time :

Chief Timekeeper : Ian Sharp (SMART Timing)

 Results available at www.speedhive.com and www.smart-timing.co.uk

Printed: 06/05/2018 12:22:12

Orbits



Qualifying Results



Bulletin No. _____

Scottish Championship Raceday

Sorted on best lap time

Scottish Saloons & Sportscars Championship

Knockhill 1.267 miles

Qualifying 6

06/05/2018 10:30

Practice started at 10:29:16

Pos	No.	Name	Make/Model	CC	Class Code	Laps	Best Tm	Diff	Best Speed	2nd Best
1	9	Ron CUMMING	Nemesis Kit Car	2000	A3	3	53.726		84.891	58.998
2	29	Robert DRUMMOND	Ford Escort Cosworth	2000	A1	15	54.483	0.757	83.711	54.535
3	54	Andrew MORRISON	Seat Cupra TCR	1984	A2	13	54.557	0.831	83.598	55.045
4	4	Mark DAWSON	Seat Leon Supercopa	1994	A2	15	54.675	0.949	83.417	54.732
5	16	Colin SIMPSON	Marcos Mantis	5000	A2	11	55.205	1.479	82.616	55.325
6	89	William ROBSON	Ford Focus RS	2522	B1	14	56.172	2.446	81.194	56.332
7	13	Alastair BAPTIE	MGB GT V8	3900	B1	6	57.401	3.675	79.456	58.610
8	70	Oliver MORTIMER	Mini Cooper R53	1600	R53	6	57.657	3.931	79.103	58.037
9	27	Paul WILSON	Mini Cooper R53	2000	R53	13	57.802	4.076	78.905	58.222
10	62	Paul RANKIN	Westfield Aero		B2	12	57.882	4.156	78.795	58.566
11	48	Alan DONCASTER	Mitsubishi EVO 6RS	2000	B1	4	58.777	5.051	77.596	58.939
12	83	Fraser JAMIESON	Mini Cooper R53	1600	R53	14	59.448	5.722	76.720	59.449
13	77	Jonny DREELAN	Mini Cooper R53	1600	Guest	15	59.587	5.861	76.541	59.908
14	43	Stuart BUCHAN	Mini Cooper R53	1600	R53	5	59.881	6.155	76.165	1:00.105
15	26	Andrew PATERSON	BMW E36 318i	1796	B3	14	1:02.792	9.066	72.634	1:02.928
16	34	Scott DUTHIE	BMW Z3	2500	B1	5	1:06.496	12.770	68.588	1:07.838

Clerk of the Course.

Orbits

Sig : Time :

Chief Timekeeper : Ian Sharp (SMART Timing)

Results available at www.speedhive.com and www.smart-timing.co.uk

Printed: 07/05/2018 08:07:29





Scottish Championship Raceday

Scottish Saloons & Sportscars Championship

Knockhill 1.267 miles

Qualifying 6

06/05/2018 10:30

Practice started at 10:29:16

Lap	Time of Day	Lap Tm	S1	S2	S3	SFSpd	S1Spd	Lap	Time of Day	Lap Tm	S1	S2	S3	SFSpd	S1Spd
(9) Ron CUMMING															
1	10:30:19.003	59.501	19.091	21.661	18.749	45.177	101.305	6	10:35:50.636	57.941	16.994	22.062	18.885	129.041	107.708
2	10:31:12.729	53.726	15.522	20.236	17.968	132.119	109.303	7	10:43:24.332	7:33.696	17.257			124.917	105.486
3	10:32:11.727	58.998	16.113	22.280	20.605	136.460	97.586	8	10:44:27.365	1:03.033	20.478	23.153	19.402	39.675	100.539
(29) Robert DRUMMOND															
1	10:31:01.960	1:12.094	22.084	28.077	21.933	45.177	79.303	9	10:45:23.537	56.172	16.539	21.077	18.556	127.555	108.411
2	10:32:15.439	1:13.479	23.474	29.275	20.730	98.746	68.938	10	10:46:20.213	56.676	16.641	21.322	18.713	129.797	100.235
3	10:33:19.318	1:03.879	19.576	24.705	19.598	107.187	87.905	11	10:47:16.659	56.446	16.885	21.006	18.555	127.800	102.556
(54) Andrew MORRISON															
1	10:30:44.549	1:09.500	22.508	24.988	22.004	43.606	82.349	12	10:48:12.991	56.332	16.469	21.034	18.829	128.791	108.059
2	10:31:45.732	1:01.183	17.979	23.358	19.846	115.576	98.308	13	10:49:10.129	57.138	17.225	21.117	18.796	130.051	105.486
3	10:32:44.863	59.131	17.694	22.296	19.141	120.829	101.615	14	10:50:06.469	56.340	16.722	21.011	18.607	128.046	97.443
(4) Mark DAWSON															
1	10:30:31.530	1:07.864	21.265	25.484	21.115	42.958	94.667	(13) Alastair BAPTIE							
2	10:31:30.484	58.954	17.357	22.673	18.924	119.957	98.893	1	10:31:13.645	1:09.081	23.747	24.137	21.197	30.235	81.441
3	10:32:26.706	56.222	16.037	21.478	18.707	124.449	104.163	2	10:32:16.150	1:02.505	19.152	23.519	19.834	96.453	85.200
4	10:33:22.041	55.335	16.066	20.817	18.452	124.449	102.556	3	10:33:14.760	58.610	17.609	22.001	19.000	110.945	99.784
5	10:34:06.482	1:02.699	16.376	27.682	18.641	135.902	109.303	4	10:34:13.770	59.010	17.458	22.317	19.235	119.957	100.084
6	10:35:18.042	55.372	15.975	20.971	18.426	123.754	102.083	5	10:35:12.827	59.057	17.136	21.441	20.480	117.413	101.151
7	10:43:34.833	7:03.861						6	10:36:10.228	57.401	16.819	21.580	19.002	123.524	103.838
8	10:44:43.769	1:08.936		27.482	20.528	40.871	81.943	(70) Oliver MORTIMER							
9	10:45:45.510	1:01.741	18.923	24.149	18.669	121.270	80.748	1	10:30:33.413	1:07.527	21.272			47.300	87.905
10	10:46:48.954	1:03.444	15.671	25.380	22.393	126.824	102.398	2	10:31:35.144	1:01.731	17.951			107.360	90.663
11	10:47:43.629	54.675	16.129	20.454	18.092	123.985	101.460	3	10:32:33.181	58.037	17.311			111.691	91.537
12	10:48:38.361	54.732	15.881	20.536	18.315	124.683	100.691	4	10:33:30.838	57.657	17.232			111.317	92.044
13	10:49:54.079	1:15.718	20.309	32.413	22.996	119.525	62.400	5	10:34:42.439	1:11.601	19.402			109.845	77.274
14	10:50:48.841	54.762	16.006	20.524	18.232	121.492	101.770	6	10:35:49.425	1:06.986	19.944			88.608	86.644
15	10:52:10.835	1:21.994	21.075	28.301	32.618	123.754	68.300	(27) Paul WILSON							
(16) Colin SIMPSON															
1	10:31:03.231	1:09.923	22.098	26.592	21.233	39.115	91.411	1	10:30:46.219	1:14.395	24.004	25.613	24.778	40.473	80.847
2	10:32:06.426	1:03.195	20.180	23.405	19.610	116.589	93.337	2	10:31:50.146	1:03.927	21.652	22.526	19.749	80.945	76.739
3	10:33:03.783	57.357	17.054	21.526	18.777	122.387	106.842	3	10:32:51.924	1:01.778	17.375	22.272	22.131	110.760	90.911
4	10:34:06.482	1:02.699	16.376	27.682	18.641	135.902	109.303	4	10:33:50.414	58.490	17.698	21.118	19.674	106.842	89.203
5	10:35:01.952	55.470	16.283	21.057	18.130	124.449	106.671	5	10:34:51.331	1:00.917	19.182	21.784	19.951	108.944	84.122
6	10:35:57.157	55.205	15.964	20.574	18.667	135.902	111.879	6	10:35:50.072	58.741	17.558	21.297	19.886	108.588	89.203
7	10:43:26.166	7:29.009	15.967			135.624	95.620	7	10:43:44.169	7:54.097	20.674			107.360	72.948
8	10:44:35.486	1:09.320	24.183	25.019	20.118	43.379	69.370	8	10:44:56.100	1:11.931	27.362	24.056	20.513	27.759	71.612
9	10:45:32.338	56.852	16.428	20.819	19.605	129.041	108.059	9	10:45:53.902	57.802	17.266	20.852	19.684	108.944	90.049
10	10:46:31.669	59.331	15.642	20.468	23.221	127.800	110.576	10	10:46:53.200	59.298	17.391	20.982	20.925	109.123	89.805
11	10:47:26.994	55.325	16.322	20.743	18.260	126.824	110.026	11	10:47:51.422	58.222	17.462	20.969	19.791	107.534	89.805
(89) William ROBSON															
1	10:30:54.109	1:07.032	20.316	26.037	20.679	41.981	103.838	12	10:50:10.917	2:19.495	20.169	25.555	1:33.771	108.411	74.670
2	10:31:54.236	1:00.127	18.060	22.309	19.758	123.524	106.842	13	10:51:19.683	1:08.766	24.807	23.752	20.207	34.362	77.817
3	10:32:55.540	1:01.304	17.464	23.854	19.986	126.824	103.514	(62) Paul RANKIN							
4	10:33:54.858	59.318	17.144	22.994	19.180	129.292	98.746	1	10:30:52.211	1:11.977	23.597	26.897	21.483	44.422	79.683
5	10:34:52.695	57.837	17.264	21.880	18.693	127.310	106.500	2	10:31:54.102	1:01.891	18.021	23.710	20.160	113.795	93.600
(48) Alan DONCASTER															
1	10:30:53.642	1:14.975	26.449	27.176	21.350	26.449	68.938	3	10:32:54.875	1:00.773	17.118	23.741	19.914	115.576	95.209
2	10:31:57.548	1:03.906	20.429	23.582	19.895	113.795	87.673	4	10:33:54.461	59.586	16.803	22.746	20.037	116.385	99.634
3	10:32:56.325	58.777	17.005	22.372	19.400	131.077	110.576	5	10:34:57.285	1:02.824	17.793	24.888	20.143	106.671	93.468
4	10:33:55.264	58.939	16.738	23.647	18.554	132.912	107.187	6	10:35:57.632	1:00.347	17.210	23.043	20.094	115.375	100.084
(83) Fraser JAMIESON															
1	10:30:46.019	1:13.107	24.705	25.630	22.772	45.927	70.101	7	10:43:47.222	1:08.390	21.131	24.996	22.263	44.752	81.044
2	10:31:47.572	1:01.553	18.648	22.634	20.271	104.163	86.757	8	10:45:41.342	1:04.120	19.242	24.240	20.638	90.171	85.309
3	10:32:52.161	1:04.589	18.392					9	10:46:39.224	57.882	16.425	22.049	19.408	115.175	101.460
4	10:33:55.470	1:03.309	20.105	22.500	20.704	84.765	84.335	10	10:47:37.790	58.566	16.741	22.412	19.413	116.589	95.620
5	10:35:02.449	1:06.979	20.226					11	10:48:36.379	58.589	16.406	22.665	19.518	117.413	99.634
6	10:36:02.415	59.966	17.931	22.015	20.020	107.187	86.644	(27) Paul WILSON							
7	10:43:31.348	7:28.933	17.988					1	10:30:46.219	1:14.395	24.004	25.613	24.778	40.473	80.847
8	10:44:37.942	1:06.594	21.926	23.486	21.182	40.871	86.083	2	10:31:50.146	1:03.927	21.652	22.526	19.749	80.945	76.739
9	10:45:37.728	59.786	17.913					3	10:32:51.924	1:01.778	17.375	22.272	22.131	110.760	90.911
10	10:46:37.176	59.448	17.968	21.691	19.789	108.766	86.083	4	10:33:50.414	58.490	17.698	21.118	19.674	106.842	89.203
11	10:47:36.625	59.449	17.996	21.670	19.783	108.944	86.871	5	10:34:51.331	1:00.917	19.182	21.784	19.951	108.944	84.122
12	10:48:41.336	1:04.711	17.656	24.058	22.997	107.534	87.098	6	10:35:50.072	58.741	17.558	21.297	19.886	108.588	89.203

Clerk of the Course.



Scottish Championship Raceday

Scottish Saloons & Sportscars Championship

Knockhill 1.267 miles

Qualifying 6

06/05/2018 10:30

Practice started at 10:29:16

Lap	Time of Day	Lap Tm	S1	S2	S3	SFSpd	S1Spd	Lap	Time of Day	Lap Tm	S1	S2	S3	SFSpd	S1Spd
13	10:49:41.002	59.666	17.740	21.693	20.233	107.883	86.984								
14	10:50:40.474	59.472	17.816	21.532	20.124	107.360	86.419								
(77) Jonny DREELAN															
1	10:31:08.119	1:11.418	22.184	26.750	22.484	48.297	84.122								
2	10:32:09.979	1:01.860	18.182	22.944	20.734	103.353	88.726								
3	10:33:10.253	1:00.274	17.805	22.176	20.293	106.500	88.964								
4	10:34:10.357	1:00.104	17.622	22.056	20.426	107.708	88.845								
5	10:35:14.161	1:03.804	17.517	23.003	23.284	106.500	88.726								
6	10:36:15.022	1:00.861	17.950	21.982	20.929	102.556	88.964								
7	10:43:45.041	7:30.019				105.822									
8	10:44:57.076	1:12.035		24.110	20.876	26.721	73.432								
9	10:45:57.056	59.980	17.648	21.622	20.710	107.187	88.021								
10	10:46:56.964	59.908	17.803	21.771	20.334	106.330	88.372								
11	10:47:59.217	1:02.253	17.913	22.618	21.722	106.330	88.138								
12	10:48:59.493	1:00.276	17.595	22.114	20.567	104.327	88.372								
13	10:49:59.885	1:00.392	17.647	22.244	20.501	104.986	87.789								
14	10:50:59.472	59.587	17.560	21.629	20.398	105.319	88.608								
15	10:51:59.741	1:00.269	17.598	22.089	20.582	105.653	87.442								
(43) Stuart BUCHAN															
1	10:31:03.567	1:12.026	23.069	26.380	22.577	38.392	78.926								
2	10:32:09.209	1:05.642	21.495	23.003	21.144	94.937	86.419								
3	10:33:09.314	1:00.105	17.745	22.028	20.332	107.360	88.138								
4	10:34:09.195	59.881	17.487	22.164	20.230	108.059	88.255								
5	10:35:13.496	1:04.301	17.922	23.083	23.296	108.059	86.757								
(26) Andrew PATERSON															
1	10:30:40.511	1:12.813	24.938	25.817	22.058	36.534	81.441								
2	10:31:45.988	1:05.477	19.353	24.676	21.448	101.615	80.358								
3	10:32:57.623	1:11.635	24.287	26.186	21.162	102.714	64.772								
4	10:34:03.738	1:06.115	18.638	24.133	23.344	104.163	83.803								
5	10:35:08.158	1:04.420	19.410	23.760	21.250	100.539	84.874								
6	10:36:13.153	1:04.995	20.160	24.056	20.779	102.083	81.943								
7	10:43:33.076	7:19.923				103.838									
8	10:44:43.558	1:10.482		23.377	25.145	42.168	84.122								
9	10:45:48.689	1:05.131	20.787	23.378	20.966	99.040	84.982								
10	10:46:55.277	1:06.588	19.721	23.465	23.402	104.163	80.067								
11	10:48:11.649	1:16.372	18.629	23.222	34.521	102.240	84.442								
12	10:49:16.798	1:05.149	20.858	23.550	20.741	91.411	85.309								
13	10:50:19.726	1:02.928	18.102	23.627	21.199	104.000	85.091								
14	10:51:22.518	1:02.792	18.434	23.330	21.028	103.353	84.228								
(34) Scott DUTHIE															
1	10:30:37.009	1:15.100	23.665	28.787	22.648	42.545	72.789								
2	10:31:44.847	1:07.838	19.675	26.061	22.102	103.193	76.739								
3	10:32:51.343	1:06.496	18.875	25.489	22.132	107.708	80.261								
4	10:34:02.279	1:10.936	20.663	27.920	22.353	105.822	78.000								
5	10:35:13.963	1:11.684	20.479	27.234	23.971	102.240	76.124								

Clerk of the Course.

Sig : Time :
Chief Timekeeper : Ian Sharp (SMART Timing)

Results available at www.speedhive.com and www.smart-timing.co.uk

Printed: 07/05/2018 08:07:58

Orbits





Scottish Championship Raceday


Scottish Saloons & Sportscars Championship

Knockhill 1.267 miles

Race 7 - 1st Race

06/05/2018 14:25

Race (12 Laps) started at 14:37:33



POLE POSITION

1	1 9 Ron CUMMING 53.726	2 29 Robert DRUMMOND 54.483
2	3 54 Andrew MORRISON 54.557	4 4 Mark DAWSON 54.675
3	5 16 Colin SIMPSON 55.205	6 89 William ROBSON 56.172
4	7 13 Alastair BAPTIE 57.401	8 70 Oliver MORTIMER 57.657
5	9 27 Paul WILSON 57.802	10 62 Paul RANKIN 57.882
6	11 48 Alan DONCASTER 58.777	12 83 Fraser JAMIESON 59.448
7	13 77 Jonny DREELAN 59.587	14 43 Stuart BUCHAN 59.881
8	15 26 Andrew PATERSON 1:02.792	16 34 Scott DUTHIE 1:06.496

Clerk of the Course.

Sig : Time :

Chief Timekeeper : Ian Sharp (SMART Timing)

Results available at www.speedhive.com and www.smart-timing.co.uk

Orbits



Scottish Championship Raceday
Sorted on Laps
Scottish Formula Ford 1600 Championship
Knockhill 1.267 miles
Race 1 - 1st Race
06/05/2018 11:00
Race (12 Laps) started at 11:02:58

Pos	No.	Name	Make/Model	CC	Class Code	Laps	Total Tm	Diff	Best Tm	In Lap	2nd Best
1	1	Ross MARTIN	Ray GR17	1600	FFA	12	10:56.370		53.649	12	53.698
2	38	Hugo BENTLEY-ELLIS	Spectrum 011	1600	Guest	12	10:56.920	0.550	53.413	5	53.445
3	27	Matt ROUND-GARRIDO	Medina Sport JL17	1600	Guest	12	10:58.333	1.963	53.805	12	53.878
4	9	Michael EASTWELL	Spectrum 011	1600	Guest	12	10:58.963	2.593	53.482	6	53.503
5	45	Rory SMITH	Medina Sport JL18	1600	Guest	12	11:00.273	3.903	53.621	5	53.840
6	88	Sebastian MELROSE	Ray GR14	1600	FFA	12	11:00.663	4.293	53.641	11	53.717
7	33	Jordan GRONKOWSKI	Van Diemen JL012K	1600	FFA	12	11:03.574	7.204	53.751	8	53.784
8	70	Gary SYKES	Ray GR10	1600	FFA	12	11:13.193	16.823	54.786	5	55.071
9	78	James CLARKE	Mygale SJ08	1600	FFA	12	11:15.237	18.867	54.525	9	54.555
10	50	Jamie THORBURN	Ray GR18	1600	FFA	12	11:15.332	18.962	53.821	11	53.871
11	77	Nico GRUBER	Ray GR15	1600	Guest	12	11:15.582	19.212	53.682	11	53.754
12	29	Ross HOWE	Van Diemen RF99	1600	FFA	12	11:18.492	22.122	54.904	8	55.076
13	22	Jonathan BROWNE	Ray GR18	1600	Guest	12	11:20.382	24.012	54.139	8	54.277
14	30	Steven BARLOW	Ray GR09	1600	FFA	12	11:21.628	25.258	54.910	6	54.966
15	3	Neil BROOME	Ray GR17	1600	FFA	12	11:22.542	26.172	54.691	10	55.131
16	92	Matthew CHISHOLM	Van Diemen RF00	1600	FFA	12	11:39.570	43.200	55.837	3	55.909
Not classified											
DNS	65	Jack WOLFENDEN	Firman RFR17	1600	Guest				DNS	0	

Announcements

New Track Record (53.641) for SMRC FF1600 (A) by Sebastian MELROSE.

Margin of Victory	Avg. Speed	Best Lap Tm	Best Speed	Best Lap by
0.550	83.383	53.413	85.388	38 - Hugo BENTLEY-ELLIS

Clerk of the Course.
Orbits

Sig : Time :

Chief Timekeeper : Ian Sharp (SMART Timing)

 Results available at www.speedhive.com and www.smart-timing.co.uk

Printed: 06/05/2018 13:08:11





Scottish Championship Raceday

Scottish Formula Ford 1600 Championship

Knockhill 1.267 miles

Race 1 - 1st Race

06/05/2018 11:00

Race (12 Laps) started at 11:02:58

Lap	Time of Day	Lap Tm	S1	S2	S3	SFSpd	S1Spd	Lap	Time of Day	Lap Tm	S1	S2	S3	SFSpd	S1Spd
(1) Ross MARTIN								(3) Jordan GRONKOWSKI							
1	11:04:00.562	55.898	17.666	19.728	18.504	72.156	94.264	3	11:05:51.045	54.183	16.191	19.708	18.284	116.589	96.174
2	11:04:54.785	54.223	16.196	19.678	18.349	114.777	95.209	4	11:06:47.829	56.784	18.481	20.140	18.163	118.460	89.684
3	11:05:48.737	53.952	16.203	19.500	18.249	115.175	95.896	5	11:07:41.960	54.131	16.177	19.676	18.278	117.830	96.734
4	11:06:42.960	54.223	16.429	19.489	18.305	115.777	96.035	6	11:08:36.252	54.292	15.991	20.070	18.231	117.413	96.734
5	11:07:37.283	54.323	16.528	19.541	18.254	115.777	95.620	7	11:09:30.259	54.007	16.037	19.763	18.207	117.413	96.875
6	11:08:31.420	54.137	16.291	19.554	18.292	115.979	96.453	8	11:10:24.185	53.926	16.002	19.716	18.208	117.413	96.734
7	11:09:25.332	53.912	16.222	19.408	18.282	116.182	96.313	9	11:11:18.144	53.959	15.892	19.808	18.259	117.000	97.158
8	11:10:19.495	54.163	16.333	19.560	18.270	116.794	96.313	10	11:12:12.125	53.981	16.016	19.736	18.229	117.413	97.158
9	11:11:14.070	54.575	15.989	19.911	18.675	116.385	96.593	11	11:13:05.766	53.641	16.011	19.418	18.212	117.000	97.443
10	11:12:07.843	53.773	16.211	19.357	18.205	115.576	96.174	12	11:13:59.483	53.717	15.839	19.668	18.210	118.671	98.308
11	11:13:01.541	53.698	15.971	19.385	18.342	115.979	96.734	(38) Hugo BENTLEY-ELLIS							
12	11:13:55.190	53.649	16.021	19.418	18.210	115.979	96.875	1	11:04:03.691	56.750	17.837	20.597	18.316	72.471	95.758
(38) Hugo BENTLEY-ELLIS								(70) Gary SYKES							
1	11:04:03.691	56.750	17.837	20.597	18.316	72.471	95.758	1	11:04:04.538	56.725	17.581	20.690	18.454	86.984	93.337
2	11:04:57.235	53.544	16.059	19.490	17.995	117.830	96.593	2	11:04:59.645	54.522	16.277	19.851	18.394	117.000	94.802
3	11:05:51.119	53.884	16.070	19.664	18.150	121.492	97.729	3	11:05:55.090	55.410	16.924	20.216	18.270	117.206	91.286
4	11:06:45.011	53.892	16.188	19.529	18.175	117.000	96.875	4	11:06:49.482	54.392	16.228			117.830	94.802
5	11:07:38.424	53.413	16.002	19.370	18.041	117.413	97.586	5	11:07:43.404	53.922	16.065	19.602	18.255	116.589	95.209
6	11:08:31.869	53.445	16.030	19.304	18.111	118.249	98.308	6	11:08:37.654	54.250	16.166	19.762	18.322	117.206	94.802
7	11:09:25.564	53.695	16.116	19.594	17.985	118.884	96.875	7	11:09:31.555	53.901	16.146	19.550	18.205	117.000	95.073
8	11:10:19.698	54.134	16.631	19.516	17.987	118.671	98.453	8	11:10:25.306	53.751	16.075	19.484	18.192	117.206	95.209
9	11:11:14.259	54.561	16.101	20.173	18.287	121.270	98.162	9	11:11:19.246	53.940	16.029	19.540	18.371	117.413	95.483
10	11:12:08.272	54.013	16.254	19.526	18.233	119.957	96.734	10	11:12:13.030	53.784	16.071	19.452	18.261	117.206	96.035
11	11:13:02.118	53.846	16.172	19.499	18.175	117.830	98.018	11	11:13:07.853	54.823	15.973	20.447	18.403	117.621	96.035
12	11:13:55.740	53.622	15.991	19.445	18.186	118.039	98.162	12	11:14:02.394	54.541	16.223	19.709	18.609	116.385	95.209
(27) Matt ROUND-GARRIDO								(78) James CLARKE							
1	11:04:00.800	55.659	17.469	19.756	18.434	75.690	94.937	1	11:04:07.280	57.572	18.185	20.670	18.717	86.419	93.206
2	11:04:55.011	54.211	16.183	19.726	18.302	111.879	97.873	2	11:05:02.992	55.712	16.880	20.248	18.584	116.385	94.667
3	11:05:48.889	53.878	16.136	19.600	18.142	112.637	98.018	3	11:05:58.977	55.985	16.750	20.667	18.568	117.206	93.997
4	11:06:42.978	54.089	16.434	19.576	18.079	115.375	93.864	4	11:06:50.292	55.288	16.527	20.182	18.579	115.375	95.620
5	11:07:37.512	54.534	16.677	19.565	18.292	117.000	95.346	5	11:07:45.078	54.786	16.279	19.955	18.552	116.385	94.802
6	11:08:31.448	53.936	16.159	19.671	18.106	113.213	97.300	6	11:08:40.149	55.071	16.461	20.101	18.509	115.979	94.130
7	11:09:25.446	53.998	16.387	19.450	18.161	119.311	98.162	7	11:09:35.498	55.349	16.415	20.051	18.883	115.576	94.264
8	11:10:19.544	54.098	16.442	19.560	18.096	115.777	96.174	8	11:10:30.938	55.440	16.563	20.170	18.707	112.637	93.600
9	11:11:14.087	54.543	16.084	19.991	18.468	117.621	98.453	9	11:11:25.252	55.314	16.519	20.193	18.602	114.186	93.206
10	11:12:09.271	55.184	16.788	20.044	18.352	114.976	94.398	10	11:12:21.419	55.167	16.344	20.169	18.654	114.382	93.997
11	11:13:03.348	54.077	16.218	19.690	18.169	118.460	98.162	11	11:13:16.674	55.255	16.331	20.141	18.783	113.990	94.532
12	11:13:57.153	53.805	16.121	19.326	18.358	118.039	97.729	12	11:14:12.013	55.339	16.450	20.243	18.646	113.600	94.264
(9) Michael EASTWELL								(50) Jamie THORBURN							
1	11:04:02.878	56.282	17.880	20.078	18.324	78.646	93.337	1	11:04:12.160	58.403	19.469	20.338	18.596	46.118	90.663
2	11:04:57.137	54.259	16.228	19.770	18.261	117.830	95.346	2	11:05:06.958	54.798	16.408	19.924	18.466	113.795	93.468
3	11:05:51.435	54.298	16.404	19.692	18.202	118.460	96.313	3	11:06:00.829	53.871	16.185	19.529	18.157	115.175	95.073
4	11:06:45.382	53.947	16.196	19.618	18.133	118.671	96.734	4	11:06:56.114	55.285	16.237	20.648	18.400	117.000	97.158
5	11:07:38.968	53.586	15.976	19.467	18.143	118.671	96.875	5	11:07:50.871	54.757	16.299	20.110	18.348	117.413	97.016
6	11:08:32.450	53.482	15.898	19.400	18.184	118.671	96.875	6	11:08:45.378	54.507	16.442	19.777	18.288	118.884	96.593
7	11:09:26.247	53.797	15.924	19.614	18.259	118.460	96.875	7	11:09:42.062	56.684	16.672	21.006	19.006	120.174	97.016
8	11:10:20.413	54.166	16.390	19.579	18.197	118.039	96.734	8	11:10:36.411	54.349	16.448	19.667	18.234	116.385	96.313
9	11:11:14.833	54.420	15.957	19.924	18.539	117.830	96.734	9	11:11:31.438	55.027	16.509	20.264	18.254	119.311	96.035
10	11:12:09.382	54.549	16.195	20.027	18.327	117.000	92.172	10	11:12:25.722	54.284	16.321	19.626	18.337	117.000	95.483
11	11:13:04.280	54.898	16.085	20.445	18.368	120.391	95.896	11	11:13:19.187	54.618	16.359	19.709	18.550	113.600	94.532
12	11:13:57.783	53.503	15.945	19.422	18.136	117.830	96.734	12	11:14:14.057	54.870	16.238	19.868	18.764	113.406	94.532
(45) Rory SMITH								(77) Nico GRUBER							
1	11:04:03.622	56.730	17.610	20.660	18.460	82.248	94.667	1	11:04:14.064	58.617	19.373	20.714	18.530	51.516	89.563
2	11:04:58.796	55.174	17.031	19.832	18.311	116.794	92.945	2	11:05:08.608	54.544	16.381	19.928	18.235	116.182	95.346
3	11:05:52.675	53.879	16.205	19.425	18.249	116.182	95.073	3	11:06:02.950	54.342	16.095	19.825	18.422	117.206	96.313
4	11:06:46.573	53.898	16.145	19.432	18.321	116.182	95.073	4	11:06:56.846	53.896	16.027	19.726	18.143	116.589	96.593
5	11:07:40.194	53.621	15.961	19.435	18.225	117.206	95.896	5	11:07:55.371	58.525	16.305	23.830	18.390	119.311	97.300
6	11:08:34.291	54.097	15.960	19.776	18.361	116.589	95.896	6	11:08:49.656	54.285	16.218	19.591	18.476	117.621	97.016
7	11														

Scottish Championship Raceday

Scottish Formula Ford 1600 Championship

Knockhill 1.267 miles

Race 1 - 1st Race

06/05/2018 11:00

Race (12 Laps) started at 11:02:58

Lap	Time of Day	Lap Tm	S1	S2	S3	SFSpd	S1Spd	Lap	Time of Day	Lap Tm	S1	S2	S3	SFSpd	S1Spd
7	11:09:43.410	53.754	16.013	19.604	18.137	116.182	97.443	11	11:13:39.222	57.690	17.177	20.692	19.821	103.033	87.098
8	11:10:37.473	54.063	15.914	19.846	18.303	119.097	97.729	12	11:14:38.390	59.168	17.274	21.728	20.166	102.714	86.306
9	11:11:31.959	54.486	16.285	20.034	18.167	119.097	97.729								
10	11:12:26.461	54.502	16.464	19.953	18.085	121.492	98.018								
11	11:13:20.143	53.682	16.175	19.342	18.165	119.097	97.729								
12	11:14:14.402	54.259	16.049	19.783	18.427	119.525	98.162								

(29) Ross HOWE

1	11:04:06.249	57.429	17.644	20.981	18.804	91.917	94.398
2	11:05:02.453	56.204	16.640	20.801	18.763	115.375	94.532
3	11:05:58.397	55.944	16.390	20.869	18.685	113.795	95.073
4	11:06:53.891	55.494	16.476	20.467	18.551	114.186	95.073
5	11:07:49.024	55.133	16.418	20.208	18.507	114.579	95.073
6	11:08:44.625	55.601	16.400	20.594	18.607	114.186	94.802
7	11:09:40.867	56.242	16.784	21.019	18.439	115.576	94.264
8	11:10:35.771	54.904	16.306	20.251	18.347	118.039	96.313
9	11:11:31.354	55.583	16.888	20.253	18.442	118.039	94.532
10	11:12:26.430	55.076	16.522	20.184	18.370	116.182	96.313
11	11:13:21.518	55.088	16.588	19.981	18.519	116.182	97.158
12	11:14:17.312	55.794	17.071	20.145	18.578	115.576	95.346

(22) Jonathan BROWNE

1	11:04:16.407	59.578	19.770			52.410	89.684
2	11:05:11.720	55.313	16.645			113.795	91.790
3	11:06:06.666	54.946	16.494			113.990	92.816
4	11:07:01.666	55.000	16.536			114.186	93.076
5	11:07:56.456	54.790	16.322			114.579	93.600
6	11:08:50.733	54.277	16.206			116.385	94.532
7	11:09:45.399	54.666	16.487			116.385	94.130
8	11:10:39.538	54.139	16.115			116.182	94.937
9	11:11:34.077	54.539	15.994			115.979	95.073
10	11:12:28.752	54.675	16.317			118.671	95.620
11	11:13:23.991	55.239	16.183			119.097	95.346
12	11:14:19.202	55.211	16.464			114.382	94.532

(30) Steven BARLOW

1	11:04:06.904	57.871	18.134	20.841	18.896	89.927	94.667
2	11:05:02.767	55.863	16.836	20.424	18.603	116.794	95.346
3	11:05:58.742	55.975	16.355	21.053	18.567	117.206	96.313
4	11:06:54.236	55.494	16.553	20.429	18.512	117.413	95.896
5	11:07:50.325	56.089	16.460	21.307	18.322	118.249	96.453
6	11:08:45.235	54.910	16.220	20.288	18.402	119.097	96.313
7	11:09:41.324	56.089	16.432	21.168	18.489	118.671	96.313
8	11:10:36.290	54.966	16.340	20.219	18.407	118.249	97.158
9	11:11:31.856	55.566	16.859	20.407	18.300	118.460	96.593
10	11:12:27.971	56.115	16.890	20.630	18.595	118.884	96.313
11	11:13:24.404	56.433	16.192	20.663	19.578	117.000	96.453
12	11:14:20.448	56.044	17.443	20.092	18.509	116.794	96.174

(3) Neil BROOME

1	11:04:08.242	58.609	18.926	21.165	18.518	88.845	87.905
2	11:05:03.818	55.576	16.543	20.534	18.499	118.460	95.896
3	11:05:59.261	55.443	16.179	20.626	18.638	117.621	96.593
4	11:06:55.598	56.337	16.639	21.072	18.626	119.957	96.875
5	11:07:50.751	55.153	16.197	20.528	18.428	116.794	97.016
6	11:08:46.457	55.706	16.929	20.202	18.575	119.097	96.313
7	11:09:42.272	55.815	16.228	21.079	18.508	118.249	93.206
8	11:10:37.403	55.131	16.521	20.066	18.544	119.525	95.758
9	11:11:33.891	56.488	16.690	21.066	18.732	118.039	96.875
10	11:12:28.582	54.691	16.111	19.991	18.589	117.621	96.174
11	11:13:24.777	56.195	17.473	20.376	18.346	118.671	88.490
12	11:14:21.362	56.585	17.213	20.615	18.757	119.097	95.483

(92) Matthew CHISHOLM

1	11:04:08.258	58.870	18.362	21.585	18.923	91.160	92.428
2	11:05:04.367	56.109	16.937	20.509	18.663	113.600	93.864
3	11:06:00.204	55.837	16.663	20.452	18.722	113.795	93.732
4	11:06:56.113	55.909	16.637	20.590	18.682	112.829	93.864
5	11:07:52.902	56.789	17.087	20.537	19.165	112.447	93.076
6	11:08:50.111	57.209	16.645	20.961	19.603	109.123	90.049
7	11:09:47.621	57.510	17.143	20.782	19.585	105.653	87.442
8	11:10:45.634	58.013	17.069	20.959	19.985	104.986	86.984
9	11:11:43.574	57.940	17.275	20.823	19.842	103.033	86.195
10	11:12:41.532	57.958	17.306	20.879	19.773	104.000	85.972

Clerk of the Course.

Sig : Time :

Chief Timekeeper : Ian Sharp (SMART Timing)

Results available at www.speedhive.com and www.smart-timing.co.uk

Printed: 06/05/2018 13:08:43

Orbits



Scottish Championship Raceday
Lapchart
Scottish Formula Ford 1600 Championship
Knockhill 1.267 miles
Race 1 - 1st Race
06/05/2018 11:00
Race (12 Laps) started at 11:02:58

Competitors	Laps												
	0	1	2	3	4	5	6	7	8	9	10	11	12
Ross MARTIN (1)	1	1	1	1	1	1	1	1	1	1	1	1	1
Matt ROUND-GARRIDO (27)	2	27	27	27	27	27	27	27	27	27	38	38	38
Sebastian MELROSE (88)	3	88	88	88	88	38	38	38	38	38	27	27	27
Michael EASTWELL (9)	4	9	9	9	38	9	9	9	9	9	9	9	9
Rory SMITH (45)	5	45	45	38	9	45	45	45	45	45	45	45	45
Hugo BENTLEY-ELLIS (38)	6	38	38	45	45	88	88	88	88	88	88	88	88
Gary SYKES (70)	7	70	70	70	70	33	33	33	33	33	33	33	33
Jordan GRONKOWSKI (33)	8	33	33	33	33	70	70	70	70	70	70	70	70
Ross HOWE (29)	9	29	29	29	29	29	29	78	78	78	78	78	78
Steven BARLOW (30)	10	30	30	30	30	78	78	29	29	29	50	50	50
Matthew CHISHOLM (92)	11	92	78	78	78	78	30	30	30	30	50	29	77
Neil BROOME (3)	12	3	3	3	3	3	3	50	50	50	30	77	29
James CLARKE (78)	13	78	92	92	92	92	50	3	3	3	77	30	22
Jamie THORBURN (50)	14	50	50	50	50	50	92	77	77	77	3	3	30
Nico GRUBER (77)	15	77	77	77	77	77	77	92	22	22	22	22	3
Jonathan BROWNE (22)	16	22	22	22	22	22	22	92	92	92	92	92	92
-	17												

Margin of Victory	Avg. Speed	Best Lap Tm	Best Speed	Best Lap by
0.550	83.383	53.413	85.388	38 - Hugo BENTLEY-ELLIS

Clerk of the Course.

 Sig : _____ Time : _____
 Chief Timekeeper : Ian Sharp (SMART Timing)

 Results available at www.speedhive.com and www.smart-timing.co.uk

Printed: 06/05/2018 13:09:05

Orbits


Scottish Championship Raceday


Scottish Formula Ford 1600 Championship

Knockhill 1.267 miles

Race 9 - 2nd Race

06/05/2018 15:15

Race (12 Laps)



POLE POSITION

1	1 1 Ross MARTIN
2	3 27 Matt ROUND-GARRIDO
3	5 45 Rory SMITH
4	7 33 Jordan GRONKOWSKI
5	9 78 James CLARKE
6	11 77 Nico GRUBER
7	13 22 Jonathan BROWNE
8	15 3 Neil BROOME
9	17 65 Jack WOLFENDEN

2	38 Hugo BENTLEY-ELLIS
4	9 Michael EASTWELL
6	88 Sebastian MELROSE
8	70 Gary SYKES
10	50 Jamie THORBURN
12	29 Ross HOWE
14	30 Steven BARLOW
16	92 Matthew CHISHOLM

Clerk of the Course.

Sig : Time :

Chief Timekeeper : Ian Sharp (SMART Timing)

Results available at www.speedhive.com and www.smart-timing.co.uk

Orbits



Scottish Championship Raceday

Sorted on Laps

Celtic Speed Mini Cooper Cup

Knockhill 1.267 miles

Race 2 - 1st Race - AMENDED RESULT

06/05/2018 11:25

Race (12 Laps) started at 11:26:09

Pos	No.	Name	Make/Model	CC	Class Code	Laps	Total Tm	Diff	Best Tm	In Lap	2nd Best
1	5	David SLEIGH	Mini Cooper	1600	SM	12	18:54.519		1:02.994	8	1:03.016
2	24	John DUNCAN	Mini Cooper	1600	SM	12	18:55.081	0.562	1:02.909	12	1:03.070
3	21	Ross WILKINSON	Mini Cooper	1600	SMN	12	19:04.162	9.643	1:03.859	7	1:03.937
4	95	Craig BLAKE	Mini Cooper	1600	SMN	12	19:04.486	9.967	1:03.755	10	1:04.005
5	8	Hannah CHAPMAN	Mini Cooper	1600	SM L	12	19:04.739	10.220	1:03.868	7	1:03.907
6	23	Ian MUNRO	Mini Cooper	1600	SM	12	19:05.618	11.099	1:03.692	7	1:03.995
7	26	William BLAKE	Mini Cooper	1600	SM	12	19:05.938	11.419	1:03.635	7	1:04.063
8	52	Simon HOLDERNESS	Mini Cooper	1600	SM	12	19:10.723	16.204	1:04.087	11	1:04.095
9	50	Andrew BELL	Mini Cooper	1600	SM	12	19:18.652	24.133	1:05.072	8	1:05.714
10	77	Ashleigh MORRIS	Mini Cooper	1600	SM L	12	19:22.558	28.039	1:05.372	7	1:05.914
11	30	David LONG	Mini Cooper	1600	SMN	12	19:22.643	28.124	1:05.664	7	1:05.950
12	4	Dominic WHEATLEY	Mini Cooper	1600	SM	12	19:51.366	56.847	1:03.388	8	1:03.818
Not classified											
DNF	28	David McNAUGHTON	Mini Cooper	1600	SM	11	17:53.535	DNF	1:02.938	11	1:03.274
DNF	81	Douglas SIMPSON	Mini Cooper	1600	SM	8	14:51.950	DNF	1:04.098	7	1:06.502
DNF	55	Fiona KINDNESS	Mini Cooper	1600	SM L	7	13:45.018	DNF	1:04.367	7	1:07.886
DNF	16	Craig DILLON	Mini Cooper	1600	SMN		9.420	DNF		0	
DNF	10	Jake HUTCHISON	Mini Cooper	1600	SMN		9.601	DNF		0	
DQ	7	Michael WEDDELL	Mini Cooper	1600	SMN	12	19:00.589	DQ	1:03.203	11	1:03.373

Announcements

Race distance increased to 12 Laps - 4 Laps completed behind the Safety Car.
 New Track Record (1:02.909) for SMRC Mini Cooper by John DUNCAN.
 New Track Record (1:03.203) for SMRC Mini Cooper (N) by Michael WEDDELL.
 12:33 AMENDED RESULT - Car No.7 - Excluded (C1.1.5) Driving standards.

Margin of Victory	Avg. Speed	Best Lap Tm	Best Speed	Best Lap by
0.562	48.241	1:02.909	72.499	24 - John DUNCAN

Clerk of the Course.

Orbits

Sig : Time :

Chief Timekeeper : Ian Sharp (SMART Timing)

 Results available at www.speedhive.com and www.smart-timing.co.uk

Printed: 06/05/2018 12:46:22



Scottish Championship Raceday

Celtic Speed Mini Cooper Cup

Knockhill 1.267 miles

Race 2 - 1st Race - AMENDED RESULT

06/05/2018 11:25

Race (12 Laps) started at 11:26:09

Lap	Time of Day	Lap Tm	S1	S2	S3	SFSpd	S1Spd	Lap	Time of Day	Lap Tm	S1	S2	S3	SFSpd	S1Spd
(5) David SLEIGH								(26) William BLAKE							
1	11:27:21.632	1:05.576	20.759			60.415	77.364	1	11:27:25.756	1:07.985	21.712	23.955	22.318	64.646	77.364
2	11:28:30.561	1:08.929	19.094			93.997	78.092	2	11:28:39.186	1:13.430	19.806	24.376	29.248	93.206	77.909
3	11:30:47.327	2:16.766	27.540	56.660	52.566	58.142	42.820	3	11:30:55.531	2:16.345	28.599	57.654	50.092	52.701	48.226
4	11:33:40.197	2:52.870	42.466			28.632	32.104	4	11:33:49.302	2:53.771	42.918	1:14.923	55.930	28.522	34.995
5	11:36:59.833	3:19.636	44.140	1:34.295	1:01.201	26.051	30.824	5	11:37:09.437	3:20.135	44.777	1:45.269	50.089	29.289	32.182
6	11:38:44.988	1:45.155	36.004			40.596	37.251	6	11:38:49.799	1:40.362	34.561	42.022	23.779	46.182	44.422
7	11:39:48.327	1:03.339	18.897			94.802	77.726	7	11:39:53.434	1:03.635	18.925	22.668	22.042	95.620	78.092
8	11:40:51.321	1:02.994	18.887			94.937	78.739	8	11:40:57.671	1:04.237	18.928	22.868	22.441	96.035	78.646
9	11:41:54.337	1:03.016	18.745			94.264	78.460	9	11:42:01.734	1:04.063	19.064	22.834	22.165	95.209	78.926
10	11:42:57.451	1:03.114	18.690			94.130	78.833	10	11:43:05.988	1:04.254	19.309	22.777	22.168	96.313	79.398
11	11:44:00.783	1:03.332	18.687			93.997	78.460	11	11:44:10.278	1:04.290	19.030	23.107	22.153	96.875	78.646
12	11:45:03.819	1:03.036	18.705			93.600	78.926	12	11:45:15.238	1:04.960	19.032	23.774	22.154	95.758	79.209
(24) John DUNCAN								(52) Simon HOLDERNESS							
1	11:27:22.414	1:05.812	21.182	22.828	21.802	61.081	78.368	1	11:27:25.615	1:07.531	20.745	23.891	22.895	67.468	78.092
2	11:28:34.011	1:11.597	18.895	23.998	28.704	95.896	77.817	2	11:28:41.641	1:16.026	18.818	27.511	29.697	94.130	78.739
3	11:30:49.758	2:15.747	26.886	56.470	52.391	58.193	43.266	3	11:30:57.822	2:16.181	28.010	59.961	48.210	49.081	44.721
4	11:33:42.477	2:52.719	43.111	1:12.883	56.725	27.783	32.673	4	11:33:53.051	2:55.229	43.641	1:17.105	54.483	27.484	35.748
5	11:37:02.896	3:20.419	44.680	1:39.227	56.512	27.759	29.084	5	11:37:12.896	3:19.845	43.732	1:50.356	45.757	30.401	28.608
6	11:38:45.665	1:42.769	35.350	44.193	23.226	50.384	40.203	6	11:38:51.548	1:38.652	32.954	42.286	23.412	54.161	41.770
7	11:39:48.735	1:03.070	18.647	22.806	21.617	96.453	77.726	7	11:39:55.643	1:04.095	18.723	23.163	22.209	96.035	79.493
8	11:40:51.896	1:03.161	18.905	22.488	21.768	95.620	78.000	8	11:41:00.848	1:05.205	18.707	23.288	23.210	95.483	78.368
9	11:41:55.038	1:03.142	18.688	22.574	21.880	95.209	79.020	9	11:42:05.311	1:04.463	18.803	23.164	22.496	93.732	78.368
10	11:42:58.127	1:03.089	18.634	22.497	21.958	95.073	78.646	10	11:43:09.614	1:04.303	18.971	22.964	22.368	92.945	77.636
11	11:44:01.472	1:03.345	18.750	22.591	22.004	93.997	78.646	11	11:44:13.701	1:04.037	18.832	22.880	22.375	93.337	78.276
12	11:45:04.381	1:02.909	18.630	22.513	21.766	94.532	77.817	12	11:45:20.023	1:06.322	19.039	24.672	22.611	93.732	77.817
(21) Ross WILKINSON								(50) Andrew BELL							
1	11:27:25.589	1:07.924	20.834	23.322	23.768	64.583	78.553	1	11:27:28.824	1:09.519	21.512	25.678	22.329	68.582	77.726
2	11:28:35.407	1:09.818	19.108	23.896	26.814	93.076	79.114	2	11:28:43.273	1:14.449	19.125	24.462	30.862	93.600	78.646
3	11:30:51.269	2:15.862	26.727	57.490	51.645	57.488	42.302	3	11:30:59.575	2:16.302	27.151	1:01.832	47.319	52.122	46.086
4	11:33:44.021	2:52.752	43.176	1:13.828	55.748	27.564	34.958	4	11:33:54.056	2:54.481	43.220	1:17.538	53.723	32.737	33.145
5	11:37:04.337	3:20.316	44.644	1:42.045	53.627	23.450	33.717	5	11:37:13.833	3:19.777	43.930	1:52.451	43.396	30.752	30.982
6	11:38:47.271	1:42.934	35.320	44.002	23.612	43.181	40.896	6	11:38:52.334	1:38.501	32.669	42.335	23.497	56.606	44.422
7	11:39:51.130	1:03.859	18.988	23.022	21.849	96.313	78.460	7	11:39:58.053	1:05.719	19.094	23.975	22.650	94.667	78.646
8	11:40:55.850	1:04.720	19.110	23.396	22.214	95.758	78.926	8	11:41:03.125	1:05.072	19.195	23.371	22.506	93.997	78.460
9	11:42:00.304	1:04.454	19.188	23.161	22.105	94.264	78.460	9	11:42:08.839	1:05.714	19.127	23.837	22.750	93.206	78.184
10	11:43:04.241	1:03.937	19.075	22.822	22.040	94.802	78.553	10	11:43:14.802	1:05.963	19.384	23.804	22.775	92.428	77.545
11	11:44:08.733	1:04.492	19.241	22.989	22.262	94.264	78.460	11	11:44:20.572	1:05.770	19.663	23.684	22.423	91.790	77.636
12	11:45:13.462	1:04.729	18.927	23.243	22.559	94.130	78.460	12	11:45:27.952	1:07.380	19.281	25.133	22.966	92.686	78.000
(95) Craig BLAKE								(77) Ashleigh MORRIS							
1	11:27:25.786	1:07.626	21.071	23.923	22.632	64.835	78.368	1	11:27:29.915	1:10.125	21.645	25.699	22.781	67.127	74.670
2	11:28:36.266	1:10.480	19.203	23.880	27.397	92.300	78.368	2	11:28:45.896	1:15.981	19.234	26.547	30.200	91.663	75.950
3	11:30:52.301	2:16.035	26.761	57.919	51.355	56.462	42.464	3	11:31:01.647	2:15.751	25.823	1:01.848	48.080	52.534	50.422
4	11:33:45.344	2:53.043	43.313	1:13.800	55.930	25.698	34.940	4	11:33:56.217	2:54.570	42.143	1:18.364	54.063	30.838	32.276
5	11:37:05.374	3:20.030	44.804	1:42.960	52.266	24.450	33.785	5	11:37:14.646	3:18.429	42.901	1:53.063	42.465	30.003	30.429
6	11:38:47.566	1:42.192	35.205	43.559	23.428	42.383	43.750	6	11:38:53.630	1:38.984	33.048	41.803	24.133	56.034	44.304
7	11:39:51.571	1:04.005	18.969	23.070	21.966	96.875	79.779	7	11:39:59.002	1:05.372	19.335	23.266	22.751	90.911	75.690
8	11:40:56.430	1:04.859	18.921	23.459	22.479	96.593	78.926	8	11:41:06.837	1:07.835	19.215	23.298	25.322	92.428	76.211
9	11:42:00.901	1:04.471	18.717	23.379	22.375	95.073	78.739	9	11:42:12.977	1:06.140	19.524	23.560	23.056	87.789	75.518
10	11:43:04.656	1:03.755	18.773	22.816	22.166	94.937	78.926	10	11:43:18.971	1:05.994	19.506	23.534	22.954	90.416	75.176
11	11:44:09.047	1:04.391	19.034	23.073	22.284	94.937	79.398	11	11:44:24.885	1:05.914	19.532	23.525	22.857	89.927	75.092
12	11:45:13.786	1:04.739	18.841	23.318	22.580	95.209	78.553	12	11:45:31.858	1:06.973	19.336	24.553	23.084	90.171	75.176
(8) Hannah CHAPMAN								(30) David LONG							
1	11:27:26.106	1:07.630	21.154	24.241	22.235	67.743	77.185	1	11:27:30.211	1:10.391	21.493	26.666	22.232	66.191	77.909
2	11:28:37.107	1:11.001	19.324	23.908	27.769	95.073	78.000	2	11:28:46.555	1:16.344	19.180	26.771	30.393	93.997	77.364
3	11:30:52.973	2:15.866	26.609	58.248	51.009	56.849	41.073	3	11:31:02.255	2:15.700	25.894	1:02.353	47.453	49.009	52.785
4	11:33:46.225	2:53.252	43.332	1:14.681	55.239	26.164	32.964	4	11:33:57.087	2:54.832	42.276	1:19.031	53.525	28.171	33.412
5	11:37:05.806	3:19.581	44.844	1:44.043	50.694	25.230	30.881	5	11:37:16.230	3:19.143	43.033	1:54.014	42.096	29.276	31.083
6	11:38:48.309	1:42.503	35.344	43.407	23.752	40.596	45.147	6	11:38:53.751	1:37.521	32.170	41.850	23.501	58.759	44.098
7	11:39:52.177	1:03.868	18.805	23.063	22.000	94.667	78.553								
8	11:40:57.140	1:04.963	18.831	23.205	22.927	96.035	78.739								
9	11:42:01.320	1:04.180	18.887	22.989	22.304	93.997	78.646								
10	11:43:05.227	1:03.907	18.976	22.797	22.134	95.346	79.020								
11	11:44:09.405	1:04.178	18.883	23.063	22.232	94.398	78.								

Scottish Championship Raceday

Celtic Speed Mini Cooper Cup

Knockhill 1.267 miles

Race 2 - 1st Race - AMENDED RESULT

06/05/2018 11:25

Race (12 Laps) started at 11:26:09

Lap	Time of Day	Lap Tm	S1	S2	S3	SFSpd	S1Spd	Lap	Time of Day	Lap Tm	S1	S2	S3	SFSpd	S1Spd
7	11:39:59.415	1:05.664	19.429	24.065	22.170	91.917	76.211								
8	11:41:06.935	1:07.520	19.260	23.739	24.521	95.073	77.455								
9	11:42:13.145	1:06.210	19.612	24.035	22.563	88.964	76.211								
10	11:43:19.768	1:06.623	19.722	24.322	22.579	92.557	76.562								
11	11:44:25.718	1:05.950	19.481	24.191	22.278	92.557	77.274								
12	11:45:31.943	1:06.225	19.010	24.702	22.513	93.600	78.000								

(4) Dominic WHEATLEY

1	11:27:22.080	1:05.461	20.981	22.552	21.928	62.167	78.833								
2	11:28:32.196	1:10.116	19.102	23.600	27.414	95.346	77.455								
3	11:30:49.089	2:16.893	28.135	56.304	52.454	56.034	45.959								
4	11:33:41.987	2:52.898	43.028	1:12.752	57.118	28.881	31.996								
5	11:37:02.299	3:20.312	44.337	1:37.006	58.969	27.214	30.043								
6	11:38:45.335	1:43.036	34.997	44.741	23.298	52.576	36.098								
7	11:39:49.153	1:03.818	18.988	23.174	21.656	96.035	79.114								
8	11:40:52.541	1:03.388	18.785	22.742	21.861	96.875	79.398								
9	11:41:57.133	1:04.592	18.935	23.692	21.965	94.937	77.364								
10	11:43:19.947	1:22.814	36.188	24.079	22.547	81.842	78.092								
11	11:44:41.230	1:21.283	19.525	30.342	31.416	93.732	59.548								
12	11:46:00.666	1:19.436	22.921	29.175	27.340	62.872	71.844								

(28) David McNAUGHTON

1	11:27:22.936	1:05.926	20.994	23.052	21.880	62.991	79.493								
2	11:28:34.637	1:11.701	20.630	22.878	28.193	96.734	74.336								
3	11:30:50.573	2:15.936	27.017	56.778	52.141	55.380	43.322								
4	11:33:43.206	2:52.633	43.167	1:13.311	56.155	26.413	34.433								
5	11:37:03.722	3:20.516	44.747	1:40.512	55.257	24.668	32.753								
6	11:38:46.134	1:42.412	35.365	43.830	23.217	47.605	40.721								
7	11:39:49.580	1:03.446	18.603	23.230	21.613	97.873	79.398								
8	11:40:52.854	1:03.274	18.550	22.781	21.943	98.453	79.875								
9	11:41:56.521	1:03.667	18.888	23.024	21.755	96.313	79.398								
10	11:42:59.897	1:03.376	18.779	22.625	21.972	97.729	79.493								
11	11:44:02.835	1:02.938	18.861	22.390	21.687	96.875	79.779								

(81) Douglas SIMPSON

1	11:27:24.731	1:07.716	21.511	23.488	22.717	62.635	77.095								
2	11:28:41.128	1:16.397	22.032	24.796	29.569	94.130	69.954								
3	11:30:57.177	2:16.049	28.055	59.673	48.321	49.118	43.952								
4	11:33:51.688	2:54.511	43.712	1:16.585	54.214	28.339	35.218								
5	11:37:12.501	3:20.813	44.469	1:48.939	47.405	31.556	28.436								
6	11:38:50.650	1:38.149	32.862	41.865	23.422	54.517	42.986								
7	11:39:54.748	1:04.098	18.860	22.837	22.401	95.758	78.646								
8	11:41:01.250	1:06.502	19.625	23.440	23.437	95.483	71.000								

(55) Fiona KINDNESS

1	11:27:26.274	1:07.886	21.624	24.176	22.086	64.962	77.726								
2	11:28:39.762	1:13.488	19.440	24.555	29.493	95.346	79.588								
3	11:30:56.237	2:16.475	28.485	58.028	49.962	50.118	46.182								
4	11:33:50.353	2:54.116	42.811	1:15.847	55.458	28.029	36.335								
5	11:37:10.239	3:19.886	44.500	1:46.669	48.717	26.487	31.318								
6	11:38:49.951	1:39.712	34.185	42.126	23.401	50.345	45.456								
7	11:39:54.318	1:04.367	19.103	23.074	22.190	95.896	78.833								

(7) Michael WEDDELL

1	11:27:21.872	1:05.521	20.860	22.817	21.844	59.978	77.909								
2	11:28:31.176	1:09.304	19.260	23.421	26.623	95.620	77.274								
3	11:30:48.164	2:16.988	27.881	56.817	52.290	56.414	43.952								
4	11:33:41.006	2:52.842	42.817	1:13.041	56.984	28.844	31.661								
5	11:37:00.884	3:19.878	44.312	1:36.002	59.564	27.292	30.540								
6	11:38:45.190	1:44.306	35.754	44.897	23.655	44.186	38.084								
7	11:39:48.563	1:03.373	18.876	22.677	21.820	96.593	76.739								
8	11:40:52.475	1:03.912	19.173			96.734	76.739								
9	11:41:56.159	1:03.684	19.084	22.733	21.867	93.732	78.553								
10	11:42:59.558	1:03.399	18.878			94.937	78.000								
11	11:44:02.761	1:03.203	18.716	22.622	21.865	94.532	78.092								
12	11:45:09.889	1:07.128	19.055	25.830	22.243	93.864	77.455								

Clerk of the Course.

Sig : Time :

Chief Timekeeper : Ian Sharp (SMART Timing)

 Results available at www.speedhive.com and www.smart-timing.co.uk

Printed: 06/05/2018 12:46:59

Orbits



Scottish Championship Raceday

Lapchart

Celtic Speed Mini Cooper Cup

Knockhill 1.267 miles

Race 2 - 1st Race

06/05/2018 11:25

Race (12 Laps) started at 11:26:09

Competitors	Laps												
	0	1	2	3	4	5	6	7	8	9	10	11	12
David SLEIGH (5)	1	5	5	5	5	5	5	5	5	5	5	5	5
Michael WEDDELL (7)	2	7	7	7	7	7	7	7	7	24	24	24	24
John DUNCAN (24)	3	24	4	4	4	4	4	4	24	7	7	7	7
Dominic WHEATLEY (4)	4	4	24	24	24	24	24	4	4	28	28	28	21
David McNAUGHTON (28)	5	28	28	28	28	28	28	28	28	4	21	21	95
Douglas SIMPSON (81)	6	81	81	21	21	21	21	21	21	21	95	95	8
Ian MUNRO (23)	7	23	23	95	95	95	95	95	95	95	8	8	23
Ross WILKINSON (21)	8	21	21	8	8	8	8	8	8	8	23	23	26
William BLAKE (26)	9	26	52	23	23	23	23	23	23	23	26	26	52
Simon HOLDERNESS (52)	10	52	26	26	26	26	26	26	26	26	52	52	50
Craig BLAKE (95)	11	95	95	55	55	55	55	55	55	52	52	50	77
Fiona KINDNESS (55)	12	55	8	81	81	81	81	81	81	50	77	77	30
Hannah CHAPMAN (8)	13	8	55	52	52	52	52	52	50	77	30	30	4
Craig DILLON (16)	14	16	50	50	50	50	50	50	77	30	4	4	
Jake HUTCHISON (10)	15	10	77	77	77	77	77	77	77	30			
Andrew BELL (50)	16	50	30	30	30	30	30	30	30				
Ashleigh MORRIS (77)	17	77											
David LONG (30)	18	30											

Margin of Victory	Avg. Speed	Best Lap Tm	Best Speed	Best Lap by
0.562	48.241	1:02.909	72.499	24 - John DUNCAN

Clerk of the Course.

Orbits

 Sig : Time :
 Chief Timekeeper : Ian Sharp (SMART Timing)

 Results available at www.speedhive.com and www.smart-timing.co.uk

Printed: 06/05/2018 12:18:31



Scottish Championship Raceday


Celtic Speed Mini Cooper Cup

Knockhill 1.267 miles

Race 6 - 2nd Race - AMENDED GRID

06/05/2018 14:00

Race (9 Laps)



AMENDED GRID - Car No.7 moved to back of grid

POLE POSITION

1	1 5 David SLEIGH	2 24 John DUNCAN
2	3 21 Ross WILKINSON	4 95 Craig BLAKE
3	5 8 Hannah CHAPMAN	6 23 Ian MUNRO
4	7 26 William BLAKE	8 52 Simon HOLDERNESS
5	9 50 Andrew BELL	10 77 Ashleigh MORRIS
6	11 30 David LONG	12 4 Dominic WHEATLEY
7	13 28 David McNAUGHTON	14 81 Douglas SIMPSON
8	15 55 Fiona KINDNESS	16 16 Craig DILLON
9	17 10 Jake HUTCHISON	18 7 Michael WEDDELL

Clerk of the Course.

Sig : Time :

Chief Timekeeper : Ian Sharp (SMART Timing)

Results available at www.speedhive.com and www.smart-timing.co.uk

Printed: 06/05/2018 12:47:43

Orbits





Race Results



Bulletin No. _____

Scottish Championship Raceday

Sorted on Laps

Scottish Legends Championship

Knockhill 1.267 miles

Race 3 - Heat 1

06/05/2018 11:50

Race (8 Laps) started at 12:00:58

Pos	No.	Name	Make/Model	CC	Class Code	Laps	Total Tm	Diff	Best Tm	In Lap	2nd Best
1	6	David HUNTER	Ford Coupe	1250	L	8	7:59.471		58.976	5	59.207
2	60	David NEWALL	Ford Coupe	1250	L	8	8:00.923	1.452	59.160	3	59.161
3	7	Duncan VINCENT	Ford Coupe	1250	L	8	8:01.234	1.763	58.774	4	59.015
4	15	Steven McGILL	Ford Coupe	1250	L	8	8:01.450	1.979	59.597	4	59.744
5	71	Ryan McLEISH	Ford Coupe	1250	L	8	8:02.090	2.619	58.903	7	59.100
6	37	Ivor GREENWOOD	Ford Coupe	1250	L	8	8:03.287	3.816	59.004	6	59.369
7	75	Pino PALAZZO	Ford Sedan	1250	L	8	8:05.369	5.898	59.875	6	59.923
8	52	Stewart BLACK	Ford Coupe	1250	L	8	8:05.632	6.161	58.491	6	58.624
9	1	John PATERSON	Ford Coupe	1250	L	8	8:06.721	7.250	58.129	6	58.711
10	8	Jordan HODGSON	Ford Coupe	1250	L	8	8:07.864	8.393	59.384	5	59.523
11	5	Michael PAXTON	Ford Coupe	1250	L	8	8:12.867	13.396	59.709	8	59.865
12	85	Mark BEATY	Ford Coupe	1250	L	8	8:14.636	15.165	1:00.439	6	1:00.507
13	4	Colin McNEILL	Ford Coupe	1250	L	8	8:20.023	20.552	1:00.853	3	1:00.869
14	17	Billy WAIT	37 Ford	1250	L	8	8:20.765	21.294	1:01.114	5	1:01.183
15	69	Gerard McCOSH	Ford Coupe	1250	L	8	8:25.886	26.415	1:02.085	4	1:02.142
16	16	John BUSHBY	Ford Coupe	1250	L	8	8:26.305	26.834	1:02.113	6	1:02.121
17	68	Charles FRASER	Ford Coupe	1250	Guest	8	8:26.368	26.897	1:01.576	6	1:01.975
18	86	Jon CRITCHLOW	Chevy Sedan	1250	LR	8	8:26.947	27.476	1:01.504	8	1:01.731
19	30	Mark FRENCH	Ford Coupe	1250	LR	8	8:57.185	57.714	1:05.733	7	1:05.914

Announcements

New Track Record (58.129) for SMRC Legends by John PATERSON.

Margin of Victory	Avg. Speed	Best Lap Tm	Best Speed	Best Lap by
1.452	76.098	58.129	78.461	1 - John PATERSON

Clerk of the Course.

Orbits

Sig : Time :
Chief Timekeeper : Ian Sharp (SMART Timing)

Results available at www.speedhive.com and www.smart-timing.co.uk

Printed: 07/05/2018 08:06:17



Scottish Championship Raceday

Scottish Legends Championship

Knockhill 1.267 miles

Race 3 - Heat 1

06/05/2018 11:50

Race (8 Laps) started at 12:00:58

Lap	Time of Day	Lap Tm	S1	S2	S3	SFSpd	S1Spd
(6) David HUNTER							
1	12:02:02.200	1:02.102	18.987	22.359	20.756	85.529	94.264
2	12:03:01.407	59.207	17.644	21.725	19.838	110.209	93.600
3	12:04:00.827	59.420	17.670	21.803	19.947	107.708	91.917
4	12:05:00.240	59.413	17.566	21.792	20.055	110.209	91.036
5	12:05:59.216	58.976	17.472	21.567	19.937	106.842	91.411
6	12:06:59.081	59.865	17.740	22.019	20.106	107.014	91.411
7	12:07:58.451	59.370	17.432	21.718	20.220	106.160	92.044
8	12:08:58.238	59.787	17.621	22.028	20.138	106.500	91.036

Lap	Time of Day	Lap Tm	S1	S2	S3	SFSpd	S1Spd
(60) David NEWALL							
1	12:02:02.435	1:01.959	18.826	22.881	20.252	87.905	94.667
2	12:03:02.526	1:00.091	18.220	22.126	19.745	112.257	94.667
3	12:04:01.686	59.160	17.343	22.187	19.630	111.317	91.790
4	12:05:01.262	59.576	18.046	21.830	19.700	110.760	91.160
5	12:06:00.423	59.161	17.363	21.932	19.866	110.945	94.130
6	12:06:59.696	59.273	17.742	21.554	19.977	111.130	95.620
7	12:07:59.816	1:00.120	17.979	21.542	20.599	110.760	93.076
8	12:08:59.690	59.874	18.141	21.813	19.920	108.235	91.790

Lap	Time of Day	Lap Tm	S1	S2	S3	SFSpd	S1Spd
(7) Duncan VINCENT							
1	12:02:02.332	1:02.321	19.156	22.702	20.463	84.982	92.300
2	12:03:02.147	59.815	17.690	22.364	19.761	108.766	94.532
3	12:04:03.265	1:01.118	18.862	21.765	20.491	110.576	87.673
4	12:05:02.039	58.774	17.546	21.437	19.791	105.990	90.293
5	12:06:01.054	59.015	17.558	21.555	19.902	107.708	90.787
6	12:07:00.321	59.267	17.610	21.655	20.002	107.883	91.036
7	12:07:59.995	59.674	17.870	21.674	20.130	109.483	90.911
8	12:09:00.001	1:00.006	18.247	21.809	19.950	106.842	89.684

Lap	Time of Day	Lap Tm	S1	S2	S3	SFSpd	S1Spd
(15) Steven McGILL							
1	12:02:01.182	1:01.346	18.819	22.032	20.495	83.487	92.044
2	12:03:01.010	59.828	17.696	21.973	20.159	103.033	90.171
3	12:04:00.758	59.748	17.576	21.959	20.213	103.193	90.049
4	12:05:00.355	59.597	18.053	21.761	19.783	104.655	91.411
5	12:06:00.123	59.768	17.718	21.763	20.287	107.883	91.790
6	12:07:00.186	1:00.063	17.935	22.038	20.090	105.990	91.917
7	12:07:59.930	59.744	17.554	21.917	20.273	108.411	91.663
8	12:09:00.217	1:00.287	18.307	22.266	19.714	107.360	89.927

Lap	Time of Day	Lap Tm	S1	S2	S3	SFSpd	S1Spd
(71) Ryan McLEISH							
1	12:02:03.097	1:02.753	19.376	23.145	20.232	84.550	91.411
2	12:03:03.541	1:00.444	18.551	22.120	19.773	108.944	92.044
3	12:04:03.435	59.894	17.820	21.911	20.163	110.026	91.411
4	12:05:03.196	59.761	18.124	21.538	20.099	109.845	90.540
5	12:06:02.296	59.100	17.472	21.561	20.067	108.588	90.911
6	12:07:01.405	59.109	17.669	21.486	19.954	108.059	90.787
7	12:08:00.308	58.903	17.540	21.406	19.957	108.235	92.044
8	12:09:00.857	1:00.549	18.064	22.324	20.161	108.235	87.673

Lap	Time of Day	Lap Tm	S1	S2	S3	SFSpd	S1Spd
(37) Ivor GREENWOOD							
1	12:02:03.930	1:02.739	19.290	23.247	20.202	92.300	93.864
2	12:03:03.877	59.947	18.213	22.012	19.722	110.760	93.732
3	12:04:03.965	1:00.088	17.737	22.507	19.844	110.945	93.600
4	12:05:03.601	59.636	17.903	21.989	19.744	110.392	93.468
5	12:06:03.380	59.779	18.006	21.448	20.325	111.503	92.557
6	12:07:02.384	59.004	17.208	21.467	20.329	108.411	92.428
7	12:08:01.753	59.369	17.620	21.697	20.052	106.160	92.428
8	12:09:02.054	1:00.301	17.416	21.906	20.979	108.411	92.945

Lap	Time of Day	Lap Tm	S1	S2	S3	SFSpd	S1Spd
(75) Pino PALAZZO							
1	12:02:02.143	1:02.598	18.864	21.990	21.744	79.683	91.160
2	12:03:03.137	1:00.994	18.430	22.816	19.748	107.014	93.732
3	12:04:03.613	1:00.476	17.860	21.629	20.987	109.845	92.300
4	12:05:03.550	59.937	18.145	21.807	19.985	109.845	92.686
5	12:06:03.473	59.923	17.688	21.603	20.632	110.209	91.160
6	12:07:03.348	59.875	17.723	21.966	20.186	111.317	92.686
7	12:08:03.307	59.959	17.530	21.788	20.641	107.360	92.172
8	12:09:04.136	1:00.829	18.233	22.227	20.369	104.986	89.563

Lap	Time of Day	Lap Tm	S1	S2	S3	SFSpd	S1Spd
(52) Stewart BLACK							
1	12:02:02.544	1:01.994	18.990	22.986	20.018	85.972	93.732
2	12:03:02.012	59.468	17.871	21.727	19.870	112.637	93.206

Lap	Time of Day	Lap Tm	S1	S2	S3	SFSpd	S1Spd
3	12:04:01.370	59.358	17.767	21.742	19.849	109.123	92.428
4	12:05:08.758	1:07.388	25.379	21.815	20.194	110.576	85.200
5	12:06:07.382	58.624	17.469	21.387	19.768	107.534	90.911
6	12:07:05.873	58.491	17.427	21.453	19.611	107.883	91.917
7	12:08:05.336	59.463	17.591	22.054	19.818	108.944	91.286
8	12:09:04.399	59.063	17.673	21.574	19.816	107.534	90.787

Lap	Time of Day	Lap Tm	S1	S2	S3	SFSpd	S1Spd
(1) John PATERSON							
1	12:02:03.296	1:02.555	19.041	23.624	19.890	89.083	90.663
2	12:03:10.645	1:07.349	23.978	22.985	20.386	111.691	89.563
3	12:04:10.029	59.384	17.653	22.130	19.601	109.663	93.997
4	12:05:09.341	59.312	17.630	21.920	19.762	109.845	92.172
5	12:06:08.052	58.711	17.246	21.329	20.136	110.392	93.076
6	12:07:06.181	58.129	17.440	21.203	19.486	107.708	93.206
7	12:08:06.563	1:00.382	17.404	22.491	20.487	110.209	93.600
8	12:09:05.488	58.925	17.392	21.774	19.759	104.491	92.945

Lap	Time of Day	Lap Tm	S1	S2	S3	SFSpd	S1Spd
(8) Jordan HODGSON							
1	12:02:01.726	1:01.997	19.228	22.179	20.590	82.863	93.206
2	12:03:01.305	59.579	17.627	21.928	20.024	108.235	92.686
3	12:04:01.081	59.776	17.775	22.224	19.777	109.123	91.537
4	12:05:00.714	59.633	17.932	21.942	19.759	110.945	93.337
5	12:06:00.098	59.384	17.512	21.977	19.895	111.130	93.732
6	12:06:59.621	59.523	17.432	21.824	20.267	110.392	92.686
7	12:07:59.758	1:00.137	17.461	21.789	20.887	107.534	92.557
8	12:09:06.631	1:06.873	23.340	23.304	20.229	107.360	86.531

Lap	Time of Day	Lap Tm	S1	S2	S3	SFSpd	S1Spd
(5) Michael PAXTON							
1	12:02:03.318	1:02.907	19.209	23.437	20.261	85.200	89.563
2	12:03:04.640	1:01.322	18.966	22.142	20.214	108.944	90.416
3	12:04:04.682	1:00.042	17.760	22.045	20.237	107.360	90.171
4	12:05:04.547	59.865	17.902	21.880	20.083	107.360	89.805
5	12:06:04.987	1:00.440	18.456	21.732	20.252	107.883	89.083
6	12:07:05.462	1:00.475	18.128	21.920	20.427	105.822	89.443
7	12:08:11.925	1:06.463	17.923	28.322	20.218	104.491	89.443
8	12:09:11.634	59.709	17.798	21.687	20.224	103.838	87.673

Lap	Time of Day	Lap Tm	S1	S2	S3	SFSpd	S1Spd
(85) Mark BEATY							
1	12:02:05.946	1:05.077	19.841	24.213	21.023	89.323	92.172
2	12:03:08.067	1:02.121					

Scottish Championship Raceday

Scottish Legends Championship

Knockhill 1.267 miles

Race 3 - Heat 1

06/05/2018 11:50

Race (8 Laps) started at 12:00:58

Lap	Time of Day	Lap Tm	S1	S2	S3	SFSpd	S1Spd	Lap	Time of Day	Lap Tm	S1	S2	S3	SFSpd	S1Spd
7	12:08:22.105	1:02.142	17.971	22.984	21.187	103.514	88.490								
8	12:09:24.653	1:02.548	18.100	22.904	21.544	102.083	87.905								
(16) John BUSHBY															
1	12:02:07.509	1:06.025	20.051	24.533	21.441	89.563	90.416								
2	12:03:11.788	1:04.279	18.777	23.812	21.690	108.944	89.563								
3	12:04:14.028	1:02.240	18.143	23.245	20.852	106.330	89.927								
4	12:05:16.423	1:02.395	18.303	23.076	21.016	106.500	89.563								
5	12:06:18.620	1:02.197	18.263	22.910	21.024	104.655	89.323								
6	12:07:20.733	1:02.113	18.015	22.978	21.120	104.820	89.927								
7	12:08:22.951	1:02.218	18.326	23.133	20.759	104.491	88.845								
8	12:09:25.072	1:02.121	18.070	23.056	20.995	105.319	87.905								
(68) Charles FRASER															
1	12:02:08.252	1:06.074	19.918			86.757									
2	12:03:12.173	1:03.921	19.298			107.883									
3	12:04:14.607	1:02.434	18.891			106.842									
4	12:05:17.131	1:02.524	18.842			101.926									
5	12:06:19.346	1:02.215	18.237			107.187									
6	12:07:20.922	1:01.576	18.273			102.240	91.286								
7	12:08:23.160	1:02.238	18.466			104.491									
8	12:09:25.135	1:01.975	18.498			106.330									
(86) Jon CRITCHLOW															
1	12:02:07.999	1:05.519	19.632	24.262	21.625	88.726	90.049								
2	12:03:11.898	1:03.899	18.731	23.937	21.231	106.842	90.293								
3	12:04:14.428	1:02.530	18.342	23.244	20.944	106.330	90.293								
4	12:05:16.741	1:02.313	18.212	22.993	21.108	105.822	89.805								
5	12:06:19.039	1:02.298	18.168	22.974	21.156	107.014	90.049								
6	12:07:20.770	1:01.731	18.253	22.648	20.830	105.486	89.323								
7	12:08:24.210	1:03.440	18.771	23.927	20.742	106.671	87.557								
8	12:09:25.714	1:01.504	17.888	22.788	20.828	104.655	88.964								
(30) Mark FRENCH															
1	12:02:11.149	1:08.575	21.200	24.764	22.611	82.452	83.592								
2	12:03:17.176	1:06.027	19.436	23.975	22.616	97.443	82.966								
3	12:04:23.345	1:06.169	19.356	23.967	22.846	95.346	81.842								
4	12:05:29.926	1:06.581	19.391	24.339	22.851	94.937	81.641								
5	12:06:36.563	1:06.637	19.384	24.218	23.035	95.073	79.683								
6	12:07:42.477	1:05.914	19.238	24.059	22.617	94.667	81.044								
7	12:08:48.210	1:05.733	18.962	24.293	22.478	94.532	82.760								
8	12:09:55.952	1:07.742	19.330	24.353	24.059	94.532	81.541								

Clerk of the Course.

Sig : Time :
 Chief Timekeeper : Ian Sharp (SMART Timing)
 Results available at www.speedhive.com and www.smart-timing.co.uk

Orbits





Race Results



Bulletin No. _____

Scottish Championship Raceday

Lapchart

Scottish Legends Championship

Knockhill 1.267 miles

Race 3 - Heat 1

06/05/2018 11:50

Race (8 Laps) started at 12:00:58

Competitors	Laps									
	0	1	2	3	4	5	6	7	8	
Pino PALAZZO (75)	1	75	15	15	15	6	6	6	6	6
Gerard McCOSH (69)	2	69	8	8	6	15	8	8	8	60
Jordan HODGSON (8)	3	8	75	6	8	8	15	60	60	7
Steven McGILL (15)	4	15	6	52	52	60	60	15	15	15
Duncan VINCENT (7)	5	7	7	7	60	7	7	7	7	71
David HUNTER (6)	6	6	60	60	7	71	71	71	71	37
Ryan McLEISH (71)	7	71	52	75	71	75	37	37	37	75
Michael PAXTON (5)	8	5	71	71	75	37	75	75	75	52
David NEWALL (60)	9	60	1	37	37	5	5	5	52	1
Stewart BLACK (52)	10	52	5	5	5	52	52	52	1	8
John PATERSON (1)	11	1	37	85	4	1	1	1	5	5
Colin McNEILL (4)	12	4	69	4	85	4	4	85	85	85
Mark BEATY (85)	13	85	85	69	1	85	85	4	4	4
Billy WAIT (17)	14	17	4	17	17	17	17	17	17	17
Ivor GREENWOOD (37)	15	37	17	1	69	69	69	69	69	69
John BUSHBY (16)	16	16	16	16	16	16	16	16	16	16
Charles FRASER (68)	17	68	86	86	86	86	86	86	68	68
Jon CRITCHLOW (86)	18	86	68	68	68	68	68	68	86	86
Mark FRENCH (30)	19	30	30	30	30	30	30	30	30	30

Margin of Victory	Avg. Speed	Best Lap Tm	Best Speed	Best Lap by
1.452	76.098	58.129	78.461	1 - John PATERSON

Clerk of the Course.

Orbits

Sig : Time :
Chief Timekeeper : Ian Sharp (SMART Timing)

Results available at www.speedhive.com and www.smart-timing.co.uk

Printed: 06/05/2018 12:13:42





Race Results



Bulletin No. _____

Scottish Championship Raceday

Sorted on Laps

Scottish Classic Sports & Saloon Championship

Knockhill 1.267 miles

Race 5 - 1st Race

06/05/2018 12:40

Race (12 Laps) started at 12:45:36

Pos	No.	Name	Make/Model	CC	Class Code	Laps	Total Tm	Diff	Best Tm	In Lap	2nd Best
1	63	John KINMOND	Rover 3500	3500	CE	12	12:10.226		59.679	3	59.803
2	78	Andrew GRAHAM	Triumph TR8	3900	CE	12	12:17.289	7.063	59.994	11	1:00.492
3	21	Jimmy CROW	Ford Escort	2000	CB	12	12:34.806	24.580	1:01.265	11	1:01.581
4	1	Alastair BAPTIE	Fiat X1/9	1498	CA	12	12:37.088	26.862	1:00.980	9	1:01.033
5	49	Raymond BOYD	Porsche 911	2998	CE	12	12:37.984	27.758	1:01.459	4	1:01.596
6	101	Stuart THORBURN	Ford Escort Mk1	1600	CB	12	12:54.590	44.364	1:02.849	8	1:02.944
7	27	Mario FERRARI	Alfa Sprint Trofeo	1498	CA	12	12:54.796	44.570	1:02.740	8	1:03.086
8	20	William CONWAY	Mini Clubman GT	1380	CA	11	12:12.407	1 Lap	1:02.863	4	1:03.384
9	33	Martin RAMSAY	Ford Fiesta XR2	1600	XR	11	12:25.378	1 Lap	1:05.393	11	1:05.640
10	66	Duncan O'NEILL	Ford Fiesta XR2	1600	XR	11	12:48.179	1 Lap	1:07.370	4	1:07.771
Not classified											
DNF	17	Charlie COPE	VW Golf Gti	1800	CB	2	2:20.321	DNF	1:03.830	2	1:08.449
DNF	5	Michael LONGSTAFFE	MG Midget	1380	CA	1	1:19.522	DNF	1:10.660	1	
DNF	57	Bruce MITCHELL	Lotus Europa TC	1760	CB		6.402	DNF		0	

Announcements

- New Track Record (59.679) for SMRC Classic S/S (E) by John KINMOND.
- New Track Record (1:00.980) for SMRC Classic S/S (A) by Alastair BAPTIE.
- New Track Record (1:05.393) for SMRC Ford Fiesta by Martin RAMSAY.

Margin of Victory	Avg. Speed	Best Lap Tm	Best Speed	Best Lap by
7.063	74.950	59.679	76.423	63 - John KINMOND

Clerk of the Course. Orbits

Sig : Time :
 Chief Timekeeper : Ian Sharp (SMART Timing)
 Results available at www.speedhive.com and www.smart-timing.co.uk





Scottish Championship Raceday

Scottish Classic Sports & Saloon Championship

Knockhill 1.267 miles

Race 5 - 1st Race

06/05/2018 12:40

Race (12 Laps) started at 12:45:36

Lap	Time of Day	Lap Tm	S1	S2	S3	SFSpd	S1Spd	Lap	Time of Day	Lap Tm	S1	S2	S3	SFSpd	S1Spd	
(63) John KINMOND																
1	12:46:42.895	1:00.511	18.129	22.377	20.005	74.502	99.634	3	12:49:00.170	1:02.944	18.974	22.952	21.018	100.691	86.083	
2	12:47:42.734	59.839	17.413	22.164	20.262	113.600	98.018	4	12:50:03.300	1:03.130	18.798	23.091	21.241	97.443	87.327	
3	12:48:42.413	59.679	17.239	22.386	20.054	120.391	97.300	5	12:51:07.079	1:03.779	18.886	23.503	21.390	99.040	87.098	
4	12:49:42.937	1:00.524	17.552	22.570	20.402	115.375	97.158	6	12:52:10.451	1:03.372	18.778	23.471	21.123	96.313	87.327	
5	12:50:43.651	1:00.714	17.981	22.046	20.687	104.655	95.758	7	12:53:14.285	1:03.834	18.756	23.904	21.174	104.000	85.639	
6	12:51:44.230	1:00.579	17.648	22.518	20.413	97.729	97.586	8	12:54:17.134	1:02.849	18.598	23.313	20.938	104.163	87.673	
7	12:52:44.937	1:00.707	17.735	22.847	20.125	118.249	98.893	9	12:55:20.817	1:03.683	18.584	23.929	21.170	105.822	84.874	
8	12:53:45.058	1:00.121	17.402	22.647	20.072	120.610	98.453	10	12:56:24.007	1:03.190	18.590	23.173	21.427	105.319	87.442	
9	12:54:45.079	1:00.021	17.550	22.471	20.000	121.270	99.040	11	12:57:27.674	1:03.667	18.622	23.768	21.277	103.033	87.213	
10	12:55:45.326	1:00.247	17.563	22.185	20.499	121.938	98.453	12	12:58:31.043	1:03.369	18.489	23.550	21.330	104.820	84.122	
11	12:56:45.129	59.803	17.479	22.218	20.106	118.671	99.188	(27) Mario FERRARI								
12	12:57:46.679	1:01.550	17.714	22.857	20.979	119.311	97.443	1	12:46:52.540	1:07.660	21.082	24.587	21.991	69.153	82.452	
(78) Andrew GRAHAM																
1	12:46:44.764	1:01.941	18.580			78.646	97.300	2	12:47:55.999	1:03.459	18.722	23.579	21.158	99.188	83.803	
2	12:47:48.180	1:01.339	17.959			120.829	97.586	3	12:48:59.278	1:03.279	18.579	23.475	21.225	100.084	83.174	
3	12:48:46.863	1:00.760	17.602			121.938	97.586	4	12:50:02.794	1:03.516	18.703	23.663	21.150	98.162	81.541	
4	12:49:47.585	1:00.722	17.947			113.213	98.162	5	12:51:06.721	1:03.927	18.834	23.624	21.469	100.691	83.070	
5	12:50:48.506	1:00.921	17.839			118.884	98.893	6	12:52:10.455	1:03.734	18.742	23.511	21.481	100.387	83.070	
6	12:51:49.995	1:01.489	17.915			119.311	99.336	7	12:53:14.219	1:03.764	18.682	23.644	21.438	99.040	82.349	
7	12:52:50.995	1:01.000	17.835			121.714	98.453	8	12:54:16.959	1:02.740	18.326	23.273	21.141	99.634	83.383	
8	12:53:52.044	1:01.049	17.714			123.067	98.746	9	12:55:20.676	1:03.717	18.606	23.633	21.478	100.691	82.146	
9	12:54:52.673	1:00.629	17.327	23.210	20.092	123.067	97.873	10	12:56:23.762	1:03.086	18.322	23.265	21.499	101.151	82.760	
10	12:55:53.165	1:00.492	17.510			123.985	98.453	11	12:57:27.689	1:03.927	18.546	23.716	21.665	100.691	81.842	
11	12:56:53.159	59.994	17.259			123.295	99.040	12	12:58:31.249	1:03.560	18.337	23.370	21.853	99.336	82.760	
12	12:57:53.742	1:00.583	17.547			122.613	98.746	(20) William CONWAY								
(21) Jimmy CROW																
1	12:46:46.333	1:02.859	18.878	23.308	20.673	73.351	90.416	1	12:46:53.873	1:08.848	22.086	24.581	22.181	67.743	80.847	
2	12:47:48.180	1:01.847	17.964	23.158	20.725	109.663	91.286	2	12:47:58.630	1:04.757	19.024	23.923	21.810	98.453	82.146	
3	12:48:49.958	1:01.778	17.996	22.954	20.828	108.944	90.293	3	12:49:02.014	1:03.384	18.465	23.124	21.795	97.873	82.349	
4	12:49:52.829	1:02.871	18.066	23.532	21.273	108.766	90.293	4	12:50:04.877	1:02.863	18.580	22.799	21.484	96.593	81.842	
5	12:50:55.970	1:03.141	18.039	23.570	21.532	108.059	89.927	5	12:51:09.602	1:04.725	18.611	24.211	21.903	96.734	82.554	
6	12:51:58.735	1:02.765	18.252	23.430	21.083	108.059	90.049	6	12:52:13.803	1:04.201	18.480	23.045	22.676	96.174	82.044	
7	12:53:01.966	1:03.231	18.361	23.581	21.289	108.059	90.416	7	12:53:17.458	1:03.655	18.620	23.043	21.992	95.483	81.842	
8	12:54:04.785	1:02.819	18.213	23.330	21.276	107.883	89.684	8	12:54:26.233	1:08.775	18.760	22.746	27.269	95.483	80.847	
9	12:55:06.656	1:01.871	17.891	23.178	20.802	107.883	90.293	9	12:55:37.090	1:10.857	18.750	23.162	28.945	93.468	81.242	
10	12:56:08.413	1:01.757	17.892	22.794	21.071	107.883	90.171	10	12:56:43.091	1:06.001	19.520	23.341	23.140	91.663	80.455	
11	12:57:09.678	1:01.265	17.721	22.757	20.787	108.588	90.663	11	12:57:48.860	1:05.769	19.016	24.220	22.533	93.468	81.341	
12	12:58:11.259	1:01.581	17.895	23.068	20.618	108.766	90.911	(33) Martin RAMSAY								
(1) Alastair BAPTIE																
1	12:46:52.844	1:08.766	21.941	24.957	21.868	60.635	79.683	1	12:46:57.034	1:11.005	21.845	26.157	23.003	63.533	74.004	
2	12:47:56.661	1:03.817	19.549	23.267	21.001	102.240	85.529	2	12:48:06.611	1:09.577	19.425	24.860	25.292	92.428	75.863	
3	12:48:59.364	1:02.703	18.543	23.210	20.950	104.000	84.550	3	12:49:14.488	1:07.877	19.892	24.441	23.544	88.021	74.922	
4	12:50:01.066	1:01.702	18.550	22.407	20.745	104.327	86.644	4	12:50:20.382	1:05.894	19.559	23.746	22.589	90.049	76.299	
5	12:51:02.750	1:01.684	18.348	22.466	20.870	103.514	84.765	5	12:51:26.579	1:06.197	19.619	23.931	22.647	91.160	76.474	
6	12:52:04.241	1:01.491	18.525	22.335	20.631	104.000	85.091	6	12:52:32.571	1:05.992	19.675	23.672	22.645	91.036	77.006	
7	12:53:05.385	1:01.144	18.256	22.396	20.492	104.655	86.083	7	12:53:38.379	1:05.808	19.599	23.606	22.603	91.036	76.828	
8	12:54:08.034	1:02.649	19.249	22.374	21.026	105.990	87.098	8	12:54:44.096	1:05.717	19.414	23.341	22.962	90.787	76.739	
9	12:55:09.014	1:00.980	18.107	22.149	20.724	105.653	86.644	9	12:55:50.798	1:06.702	20.686	23.496	22.520	90.416	76.739	
10	12:56:10.633	1:01.619	18.293	22.379	20.947	105.152	86.644	10	12:56:56.438	1:05.640	19.747	23.597	22.296	91.411	72.235	
11	12:57:12.508	1:01.875	18.319	23.120	20.436	107.187	86.306	11	12:58:01.831	1:05.393	19.419	23.421	22.553	92.557	77.274	
12	12:58:13.541	1:01.033	18.067	22.084	20.882	103.838	85.972	(66) Duncan O'NEILL								
(49) Raymond BOYD																
1	12:46:50.754	1:06.564	21.138	24.421	21.005	80.358	88.608	1	12:46:57.468	1:10.925	21.595	26.298	23.032	67.127	75.950	
2	12:47:53.118	1:02.364	18.298	23.301	20.765	113.600	95.483	2	12:48:07.330	1:09.862	19.565	24.857	25.440	94.264	77.095	
3	12:48:55.405	1:02.287	18.240	23.300	20.747	117.621	96.593	3	12:49:15.137	1:07.807	19.849	24.620	23.338	90.293	76.474	
4	12:49:56.864	1:01.459	17.996	23.130	20.333	113.213	97.586	4	12:50:22.507	1:07.370	19.877	24.407	23.086	91.411	76.474	
5	12:51:00.238	1:03.374	18.420	23.464	21.490	115.777	95.073	5	12:51:30.278	1:07.771	20.015	24.482	23.274	90.911	75.863	
6	12:52:02.940	1:02.702	18.832	23.458	20.412	99.188	96.313	6	12:52:38.365	1:08.087	20.201	24.534	23.352	91.160	75.518	
7	12:53:04.635	1:01.695	18.048	22.704	20.943	117.830	98.308	7	12:53:46.535	1:08.170	19.833	24.648	23.689	90.663	75.604	
8	12:54:06.834	1:02.199	18.811	23.091	20.297	99.188	99.040	8	12:54:56.495	1:09.960	20.208	25.835	23.917	90.171	76.124	
9	12:55:08.634	1:01.800	17.983	22.880	20.937	123.295	94.937	9	12:56:04.767	1:08.272	20.075	24.660	23.537	90.416	74.754	
10	12:56:10.242	1:01.608	18.143	22.664	20.801	112.447	95.346	10	12:57:16.666	1:11.899	20.188	27.936	23.775	90.416	74.838	
11	12:57:11.838	1:01.596	17.535	23.091	20.970	118.249	98.018	11	12:58:24.632	1:07.966	19.964	24.522	23.480	91.537	75.176	
12	12:58:14.437	1:02.599	17.247	22.941	22.411	119.957	96.875	(17) Charlie COPE								
(5) Michael LONGSTAFFE																
1	12:46:55.975	1:10.660	22.248	26.073	22.339	71.844	76.386	1	12:46:52.944	1:08.449	22.425	24.418	21.606	71.152	83.278	



Scottish Championship Raceday

Lapchart

Scottish Classic Sports & Saloon Championship

Knockhill 1.267 miles

Race 5 - 1st Race

06/05/2018 12:40

Race (12 Laps) started at 12:45:36

Competitors	Laps												
	0	1	2	3	4	5	6	7	8	9	10	11	12
John KINMOND (63)	1	63	63	63	63	63	63	63	63	63	63	63	63
Andrew GRAHAM (78)	2	78	78	78	78	78	78	78	78	78	78	78	78
Bruce MITCHELL (57)	3	57	21	21	21	21	21	21	21	21	21	21	21
Jimmy CROW (21)	4	21	49	49	49	49	49	49	49	49	49	49	1
Alastair BAPTIE (1)	5	1	101	27	27	1	1	1	1	1	1	1	49
Stuart THORBURN (101)	6	101	27	1	1	27	27	101	27	27	27	27	101
Raymond BOYD (49)	7	49	1	17	101	101	101	27	101	101	101	101	27
Charlie COPE (17)	8	17	17	101	20	20	20	20	20	20	20	20	20
Mario FERRARI (27)	9	27	20	20	33	33	33	33	33	33	33	33	33
William CONWAY (20)	10	20	5	33	66	66	66	66	66	66	66	66	66
Michael LONGSTAFFE (5)	11	5	33	66									
Martin RAMSAY (33)	12	33	66										
Duncan O'NEILL (66)	13	66											

Margin of Victory	Avg. Speed	Best Lap Tm	Best Speed	Best Lap by
7.063	74.950	59.679	76.423	63 - John KINMOND

Clerk of the Course.

Orbits

Sig : Time :
 Chief Timekeeper : Ian Sharp (SMART Timing)
 Results available at www.speedhive.com and www.smart-timing.co.uk





Scottish Championship Raceday


Scottish Classic Sports & Saloon Championship

Knockhill 1.267 miles

Race 10 - 2nd Race

06/05/2018 15:40

Race (12 Laps)



POLE POSITION

1	1 63 John KINMOND	2 78 Andrew GRAHAM
2	3 21 Jimmy CROW	4 1 Alastair BAPTIE
3	5 49 Raymond BOYD	6 101 Stuart THORBURN
4	7 27 Mario FERRARI	8 20 William CONWAY
5	9 33 Martin RAMSAY	10 66 Duncan O'NEILL
6	11 17 Charlie COPE	12 5 Michael LONGSTAFFE
7	13 57 Bruce MITCHELL	

Clerk of the Course. Orbits

Sig : Time :
Chief Timekeeper : Ian Sharp (SMART Timing)
Results available at www.speedhive.com and www.smart-timing.co.uk



Scottish Championship Raceday

Sorted on Laps

SMTA Fiesta Hot Hatch Championship / Scottish BMW

Knockhill 1.267 miles

Race 4 - 1st Race

06/05/2018 12:15

Race (12 Laps) started at 12:22:57

Pos	No.	Name	Make/Model	CC	Class Code	Laps	Total Tm	Diff	Best Tm	In Lap	2nd Best
1	1	Wayne MacCAULAY	Ford Fiesta ST	2000	ST	12	12:32.941		1:01.295	3	1:01.344
2	67	Mark GERAGHTY	Ford Fiesta ST	2000	Guest	12	12:43.021	10.080	1:02.285	2	1:02.454
3	85	Blair MURDOCH	Ford Fiesta ST	2000	ST	12	12:44.164	11.223	1:02.638	7	1:02.675
4	27	Cameron BRYANT	Ford Fiesta ST	2000	ST	12	12:46.916	13.975	1:02.666	5	1:02.681
5	14	John BALFOUR	Ford Fiesta ST	2000	ST	12	12:47.958	15.017	1:02.678	10	1:02.687
6	37	Russell MORGAN	Ford Fiesta ST	2000	ST	12	12:59.264	26.323	1:03.018	4	1:03.735
7	3	Stewart SCOTT	Ford Fiesta ST	2000	ST	12	12:59.489	26.548	1:03.129	4	1:03.542
8	5	Lorn MURRAY	Ford Fiesta ST	2000	ST	12	13:04.308	31.367	1:03.820	3	1:03.890
9	98	Gordon HASTON	Ford Fiesta ST	2000	ST	12	13:22.615	49.674	1:05.389	4	1:05.419

Announcements

New Track Record (1:01.295) for SMRC Ford Fiesta ST by Wayne MacCAULAY.

Margin of Victory	Avg. Speed	Best Lap Tm	Best Speed	Best Lap by
10.080	72.688	1:01.295	74.408	1 - Wayne MacCAULAY

Clerk of the Course.

Orbits

 Sig : Time :
 Chief Timekeeper : Ian Sharp (SMART Timing)

 Results available at www.speedhive.com and www.smart-timing.co.uk

Printed: 06/05/2018 12:42:19



Scottish Championship Raceday

SMTA Fiesta Hot Hatch Championship / Scottish BMW

Knockhill 1.267 miles

Race 4 - 1st Race

06/05/2018 12:15

Race (12 Laps) started at 12:22:57

Lap	Time of Day	Lap Tm	S1	S2	S3	SFSpd	S1Spd	Lap	Time of Day	Lap Tm	S1	S2	S3	SFSpd	S1Spd
(1) Wayne MacCAULAY								(3) Stewart SCOTT							
1	12:24:07.606	1:03.088	19.711	22.195	21.182	64.458	82.657	3	12:26:20.225	1:03.833	18.710	23.163	21.960	101.926	81.641
2	12:25:08.957	1:01.351	18.116	22.238	20.997	102.398	83.592	4	12:27:23.243	1:03.018	18.555	22.918	21.545	101.615	81.742
3	12:26:10.252	1:01.295	18.044	22.247	21.004	103.033	83.803	5	12:28:28.903	1:05.660	18.538	25.417	21.705	101.615	81.143
4	12:27:11.596	1:01.344	18.029	22.319	20.996	102.398	83.070	6	12:29:32.638	1:03.735	18.676	23.252	21.807	101.151	82.349
5	12:28:13.102	1:01.506	18.069			102.873	83.174	7	12:30:36.448	1:03.810	18.616	23.634	21.560	100.997	82.146
6	12:29:14.707	1:01.605	18.174			102.714	81.742	8	12:31:40.347	1:03.899	18.679	23.204	22.016	101.460	80.553
7	12:30:16.606	1:01.899	18.431	22.510	20.958	102.556	80.748	9	12:32:44.146	1:03.799	18.684	23.270	21.845	99.784	80.261
8	12:31:18.998	1:02.392	18.255	22.760	21.377	101.770	81.742	10	12:33:48.725	1:04.579	19.902	23.136	21.541	99.336	77.274
9	12:32:21.723	1:02.725	18.987	22.535	21.203	101.151	79.971	11	12:34:52.765	1:04.040	18.852	23.386	21.802	101.305	79.971
10	12:33:24.929	1:03.206	18.733	22.776	21.697	101.305	82.044	12	12:35:57.039	1:04.274	18.990	23.339	21.945	99.188	79.875
11	12:34:27.573	1:02.644	18.737	22.634	21.273	100.235	81.742	(67) Mark GERAGHTY							
12	12:35:30.716	1:03.143	18.858	23.015	21.270	100.844	80.553	1	12:24:08.887	1:04.490	20.538	22.569	21.383	62.283	82.044
(67) Mark GERAGHTY								(5) Lorn MURRAY							
1	12:25:11.172	1:02.285	18.495	22.468	21.322	101.305	82.554	1	12:24:13.417	1:07.373	21.248	24.226	21.899	62.872	79.779
2	12:26:13.626	1:02.454	18.546	22.614	21.294	100.691	82.146	2	12:25:17.414	1:03.997	18.690	23.340	21.967	100.387	80.650
3	12:27:16.290	1:02.664	18.516	22.735	21.413	100.691	81.842	3	12:26:21.234	1:03.820	18.752	23.301	21.767	99.784	80.553
4	12:28:19.287	1:02.997	18.790	22.865	21.342	100.387	81.341	4	12:27:25.124	1:03.890	18.679	23.240	21.971	100.539	80.455
5	12:29:22.253	1:02.966	18.813	22.816	21.337	100.235	81.441	5	12:28:29.574	1:04.450	18.826	23.784	21.840	99.634	79.020
6	12:30:25.478	1:03.225	18.683	23.004	21.538	100.084	81.242	6	12:29:33.632	1:04.058	18.845	23.293	21.920	100.539	79.971
7	12:31:28.365	1:02.887	18.700	22.684	21.503	99.485	81.143	7	12:30:38.195	1:04.563	18.793	23.758	22.012	99.485	79.493
8	12:32:31.039	1:02.674	18.703	22.605	21.366	99.934	81.742	8	12:31:42.605	1:04.410	18.918	23.507	21.985	98.746	79.303
9	12:33:34.100	1:03.061	18.677	22.816	21.568	100.084	81.641	9	12:32:47.387	1:04.782	18.983	23.701	22.098	99.336	79.209
10	12:34:37.343	1:03.243	18.855	22.920	21.468	99.485	81.242	10	12:33:52.271	1:04.884	19.260	23.583	22.041	98.599	79.493
11	12:35:40.796	1:03.453	18.830	23.090	21.533	99.485	80.748	11	12:34:56.718	1:04.447	19.036	23.472	21.939	98.599	79.398
(85) Blair MURDOCH								(98) Gordon HASTON							
1	12:24:09.944	1:04.858	20.403	23.012	21.443	62.932	81.341	1	12:24:14.372	1:08.547	21.250			64.835	80.067
2	12:25:12.792	1:02.848	18.421	23.178	21.249	101.305	82.248	2	12:25:20.226	1:05.854	19.899	23.509	22.446	96.174	76.299
3	12:26:15.467	1:02.675	18.576	22.815	21.284	102.083	82.248	3	12:26:25.853	1:05.627	19.414	23.322	22.891	95.073	77.185
4	12:27:18.521	1:03.054	18.558	23.132	21.364	101.615	81.943	4	12:27:31.242	1:05.389	19.306	23.367	22.716	95.209	77.274
5	12:28:21.370	1:02.849	18.529	22.996	21.324	101.305	82.248	5	12:28:37.108	1:05.866	19.737	23.456	22.673	94.398	77.006
6	12:29:24.337	1:02.967	18.457	23.187	21.323	101.460	82.146	6	12:29:42.527	1:05.419	19.551	23.482	22.386	95.073	76.917
7	12:30:26.975	1:02.638	18.469	22.882	21.287	101.460	82.044	7	12:30:49.449	1:06.922	19.366	23.723	23.833	94.532	77.455
8	12:31:29.798	1:02.823	18.576	23.092	21.155	101.151	81.943	8	12:31:56.108	1:06.659	19.310	24.278	23.071	93.076	76.651
9	12:32:32.619	1:02.821	18.502	23.031	21.288	101.770	81.541	9	12:33:01.978	1:05.870	19.552	23.659	22.659	89.203	76.651
10	12:33:35.530	1:02.911	18.422	23.132	21.357	101.305	82.044	10	12:34:08.497	1:06.519	19.750	24.106	22.663	94.264	76.474
11	12:34:38.654	1:03.124	18.709	23.025	21.390	101.305	81.742	11	12:35:14.455	1:05.958	19.552	23.682	22.724	94.130	76.739
12	12:35:41.939	1:03.285	18.539	23.199	21.547	100.997	82.146	12	12:36:20.390	1:05.935	19.569	23.845	22.521	94.130	77.095
(27) Cameron BRYANT								(14) John BALFOUR							
1	12:24:11.435	1:05.776	20.368	24.179	21.229	68.160	80.358	1	12:24:11.113	1:05.919	20.799	23.432	21.688	62.754	80.650
2	12:25:14.895	1:03.460	18.515	23.514	21.431	103.838	76.386	2	12:25:14.474	1:03.361	18.669	23.179	21.513	101.926	80.748
3	12:26:17.793	1:02.898	18.543	22.732	21.623	103.193	81.441	3	12:26:18.284	1:03.810	19.284	22.913	21.613	100.997	79.683
4	12:27:20.621	1:02.828	18.792	22.607	21.429	101.770	81.541	4	12:27:21.210	1:02.926	18.773	22.862	21.291	101.926	80.067
5	12:28:23.287	1:02.666	18.410	22.863	21.393	102.083	81.943	5	12:28:24.068	1:02.858	18.614			101.770	80.553
6	12:29:26.497	1:03.210	18.480	23.317	21.413	102.083	82.452	6	12:29:27.153	1:03.085	18.696	22.978	21.411	101.926	80.358
7	12:30:29.178	1:02.681	18.556	22.814	21.311	102.083	82.146	7	12:30:30.304	1:03.151	18.864			101.770	80.164
8	12:31:32.813	1:03.635	18.531	23.356	21.748	101.770	82.452	8	12:31:33.491	1:03.187	18.882	22.830	21.475	100.387	79.779
9	12:32:35.807	1:02.994	18.435	22.904	21.655	101.305	81.842	9	12:32:36.178	1:02.687	18.552	22.434	21.701	100.844	80.650
10	12:33:38.596	1:02.789	18.437	22.725	21.627	101.460	81.842	10	12:33:38.856	1:02.678	18.664	22.534	21.480	100.844	80.650
11	12:34:41.367	1:02.771	18.580	22.806	21.385	101.151	82.452	11	12:34:41.813	1:02.957	19.035	22.522	21.400	101.615	80.748
12	12:35:44.691	1:03.324	18.433	23.339	21.552	101.615	81.641	12	12:35:45.733	1:03.920	19.309	22.960	21.651	101.460	76.828
(37) Russell MORGAN								(14) John BALFOUR							
1	12:24:12.561	1:06.534	20.478	24.336	21.720	67.605	81.341	1	12:24:11.113	1:05.919	20.799	23.432	21.688	62.754	80.650
2	12:25:16.392	1:03.831	18.331	23.726	21.774	101.615	82.657	2	12:25:14.474	1:03.361	18.669	23.179	21.513	101.926	80.748

Clerk of the Course.

Sig : _____ Time : _____

Chief Timekeeper : Ian Sharp (SMART Timing)

 Results available at www.speedhive.com and www.smart-timing.co.uk

Printed: 06/05/2018 12:42:39

Orbits



Scottish Championship Raceday

Lapchart

SMTA Fiesta Hot Hatch Championship / Scottish BMW

Knockhill 1.267 miles

Race 4 - 1st Race

06/05/2018 12:15

Race (12 Laps) started at 12:22:57

Competitors	Laps												
	0	1	2	3	4	5	6	7	8	9	10	11	12
Mark GERAGHTY (67)	1	67	1	1	1	1	1	1	1	1	1	1	1
Wayne MacCAULAY (1)	2	1	67	67	67	67	67	67	67	67	67	67	67
Blair MURDOCH (85)	3	85	85	85	85	85	85	85	85	85	85	85	85
Stewart SCOTT (3)	4	3	3	14	27	27	27	27	27	27	27	27	27
John BALFOUR (14)	5	14	14	27	14	14	14	14	14	14	14	14	14
Cameron BRYANT (27)	6	27	27	3	3	3	3	3	3	37	37	3	37
Gordon HASTON (98)	7	98	37	37	37	37	37	37	3	3	37	3	3
Russell MORGAN (37)	8	37	5	5	5	5	5	5	5	5	5	5	5
Lorn MURRAY (5)	9	5	98	98	98	98	98	98	98	98	98	98	98

Margin of Victory	Avg. Speed	Best Lap Tm	Best Speed	Best Lap by
10.080	72.688	1:01.295	74.408	1 - Wayne MacCAULAY

Clerk of the Course.

Orbits

 Sig : Time :
 Chief Timekeeper : Ian Sharp (SMART Timing)

 Results available at www.speedhive.com and www.smart-timing.co.uk


Scottish Championship Raceday


SMTA Fiesta Hot Hatch Championship / Scottish BMW

Knockhill 1.267 miles

Race 11 - 2nd Race

06/05/2018 16:05

Race (12 Laps)



POLE POSITION

1	1 1 Wayne MacCAULAY
2	3 85 Blair MURDOCH
3	5 14 John BALFOUR
4	7 3 Stewart SCOTT
5	9 98 Gordon HASTON

2	67 Mark GERAGHTY
4	27 Cameron BRYANT
6	37 Russell MORGAN
8	5 Lorn MURRAY

Clerk of the Course.

 Sig : _____ Time : _____
 Chief Timekeeper : Ian Sharp (SMART Timing)

 Results available at www.speedhive.com and www.smart-timing.co.uk

Printed: 06/05/2018 12:39:56

Orbits



Scottish Championship Raceday

Sorted on Laps

Celtic Speed Mini Cooper Cup

Knockhill 1.267 miles

Race 6 - 2nd Race

06/05/2018 14:00

Race (9 Laps) started at 14:09:54

Pos	No.	Name	Make/Model	CC	Class Code	Laps	Total Tm	Diff	Best Tm	In Lap	2nd Best
1	24	John DUNCAN	Mini Cooper	1600	SM	9	9:42.522		1:03.497	5	1:03.535
2	5	David SLEIGH	Mini Cooper	1600	SM	9	9:43.611	1.089	1:03.508	5	1:03.548
3	28	David McNAUGHTON	Mini Cooper	1600	SM	9	9:48.420	5.898	1:03.708	2	1:03.776
4	23	Ian MUNRO	Mini Cooper	1600	SM	9	9:51.123	8.601	1:04.272	7	1:04.351
5	95	Craig BLAKE	Mini Cooper	1600	SMN	9	9:51.559	9.037	1:04.181	7	1:04.383
6	8	Hannah CHAPMAN	Mini Cooper	1600	SM L	9	9:51.824	9.302	1:04.296	8	1:04.411
7	52	Simon HOLDERNESS	Mini Cooper	1600	SM	9	9:52.080	9.558	1:03.887	4	1:04.319
8	21	Ross WILKINSON	Mini Cooper	1600	SMN	9	9:52.994	10.472	1:04.038	8	1:04.518
9	7	Michael WEDDELL	Mini Cooper	1600	SMN	9	9:53.324	10.802	1:03.581	7	1:04.032
10	16	Craig DILLON	Mini Cooper	1600	SMN	9	10:00.160	17.638	1:04.548	4	1:04.800
11	55	Fiona KINDNESS	Mini Cooper	1600	SM L	9	10:05.000	22.478	1:05.009	5	1:05.039
12	50	Andrew BELL	Mini Cooper	1600	SM	9	10:05.460	22.938	1:05.283	5	1:05.336
13	30	David LONG	Mini Cooper	1600	SMN	9	10:09.288	26.766	1:05.710	4	1:06.212
14	77	Ashleigh MORRIS	Mini Cooper	1600	SM L	9	10:11.362	28.840	1:05.796	4	1:05.961
Not classified											
DNF	4	Dominic WHEATLEY	Mini Cooper	1600	SM	6	6:36.914	DNF	1:03.700	6	1:04.255
DNF	26	William BLAKE	Mini Cooper	1600	SM		8.066	DNF		0	
DNS	81	Douglas SIMPSON	Mini Cooper	1600	SM			DNS		0	
DNS	10	Jake HUTCHISON	Mini Cooper	1600	SMN			DNS		0	

Margin of Victory	Avg. Speed	Best Lap Tm	Best Speed	Best Lap by
1.089	70.465	1:03.497	71.828	24 - John DUNCAN

Clerk of the Course.

Orbits

 Sig : Time :
 Chief Timekeeper : Ian Sharp (SMART Timing)

 Results available at www.speedhive.com and www.smart-timing.co.uk

Printed: 06/05/2018 14:21:58



Scottish Championship Raceday

Celtic Speed Mini Cooper Cup

Knockhill 1.267 miles

Race 6 - 2nd Race

06/05/2018 14:00

Race (9 Laps) started at 14:09:54

Lap	Time of Day	Lap Tm	S1	S2	S3	SFSpd	S1Spd	Lap	Time of Day	Lap Tm	S1	S2	S3	SFSpd	S1Spd
(24) John DUNCAN															
1	14:11:06.547	1:05.750	20.788	23.169	21.793	59.924	77.909	7	14:17:37.334	1:04.445	19.029	23.231	22.185	96.035	78.092
2	14:12:10.631	1:04.084	19.163	22.888	22.033	94.802	77.726	8	14:18:41.870	1:04.536	18.972	23.229	22.335	94.398	77.545
3	14:13:14.365	1:03.734	19.067	22.820	21.847	95.483	77.006	9	14:19:46.285	1:04.415	18.950	23.169	22.296	93.732	78.000
4	14:14:18.016	1:03.651	19.034	22.780	21.837	94.130	77.095	(21) Ross WILKINSON							
5	14:15:21.513	1:03.497	18.784	22.787	21.926	94.398	77.455	1	14:11:07.515	1:06.153	20.654	23.323	22.176	61.590	77.636
6	14:16:25.048	1:03.535	18.791	22.769	21.975	94.130	77.364	2	14:12:12.215	1:04.700	19.407	23.309	21.984	95.346	77.274
7	14:17:28.952	1:03.904	18.810	22.876	22.218	93.337	77.545	3	14:13:16.989	1:04.774	19.339	23.366	22.069	95.073	77.909
8	14:18:32.800	1:03.848	18.998	22.828	22.022	93.600	76.917	4	14:14:21.507	1:04.518	19.220	23.194	22.104	94.802	78.184
9	14:19:36.727	1:03.927	18.879	22.777	22.271	92.557	77.364	5	14:15:28.654	1:07.147	21.040	24.167	21.940	95.209	73.676
(5) David SLEIGH															
1	14:11:06.339	1:05.537	20.651			59.709	77.364	6	14:16:33.304	1:04.650	19.305	22.994	22.351	98.162	76.917
2	14:12:10.419	1:04.080	19.082			94.130	77.006	7	14:17:38.256	1:04.952	19.818	23.018	22.116	96.313	75.092
3	14:13:14.657	1:04.238	19.547			94.398	77.185	8	14:18:42.294	1:04.038	18.884	23.079	22.075	95.620	78.276
4	14:14:18.498	1:03.841	19.104			96.453	77.909	9	14:19:47.199	1:04.905	19.125	23.343	22.437	95.758	77.364
5	14:15:22.006	1:03.508	18.686			95.483	78.646	(7) Michael WEDDELL							
6	14:16:25.554	1:03.548	18.707			95.620	78.000	1	14:11:12.493	1:08.504	21.222	24.508	22.774	68.938	76.651
7	14:17:29.136	1:03.582	18.730			94.532	77.455	2	14:12:17.743	1:05.250	19.874	23.442	21.934	91.537	77.545
8	14:18:33.661	1:04.525	19.096			94.130	77.636	3	14:13:22.461	1:04.718	19.200	22.812	22.706	95.620	77.006
9	14:19:37.816	1:04.155	18.800			92.686	77.726	4	14:14:26.581	1:04.120	19.120	22.976	22.024	93.997	76.739
(28) David McNAUGHTON															
1	14:11:10.228	1:07.280	20.418	23.259	23.603	67.674	77.185	5	14:15:31.058	1:04.477	19.190	23.141	22.146	95.620	76.562
2	14:12:13.936	1:03.708	19.190	22.482	22.036	92.428	77.185	6	14:16:35.090	1:04.032	18.954	22.909	22.169	94.130	76.562
3	14:13:18.055	1:04.119	19.026	23.082	22.011	96.593	78.553	7	14:17:38.671	1:03.581	18.938	22.661	21.982	93.997	77.185
4	14:14:22.307	1:04.252	19.036	23.125	22.091	95.483	77.817	8	14:18:43.042	1:04.371	18.895	22.819	22.657	95.896	77.636
5	14:15:26.718	1:04.411	19.394	22.599	22.418	96.875	76.211	9	14:19:47.529	1:04.487	18.905	22.989	22.593	93.468	77.185
6	14:16:30.902	1:04.184	19.255	22.812	22.117	93.076	76.124	(16) Craig DILLON							
7	14:17:34.930	1:04.028	19.318	22.685	22.025	92.686	76.211	1	14:11:11.720	1:08.386	20.799	25.035	22.552	67.812	77.545
8	14:18:38.849	1:03.919	19.041	22.832	22.046	92.300	76.651	2	14:12:16.803	1:05.083	19.361	23.454	22.268	93.732	77.455
9	14:19:42.625	1:03.776	18.937	22.781	22.058	91.537	77.006	3	14:13:21.894	1:05.091	19.374	23.367	22.350	94.264	77.726
(23) Ian MUNRO															
1	14:11:08.446	1:06.487	20.754	23.675	22.058	62.167	76.739	4	14:14:26.442	1:04.548	19.233	23.098	22.217	94.264	77.455
2	14:12:13.334	1:04.888	19.818	23.033	22.037	95.483	77.636	5	14:15:31.663	1:05.221	19.330	23.623	22.268	96.035	75.863
3	14:13:18.180	1:04.846	19.679	23.332	21.835	95.620	77.636	6	14:16:36.463	1:04.800	19.108	23.292	22.400	95.483	77.726
4	14:14:22.531	1:04.351	19.378	22.949	22.024	96.593	77.274	7	14:17:41.517	1:05.054	19.432	23.345	22.277	94.130	77.636
5	14:15:27.223	1:04.692	19.273	23.241	22.178	97.016	77.545	8	14:18:47.151	1:05.634	19.322	23.587	22.725	92.945	76.917
6	14:16:31.810	1:04.587	19.150	23.252	22.185	95.209	76.211	9	14:19:54.365	1:07.214	19.699	24.944	22.571	91.917	75.863
7	14:17:36.082	1:04.272	18.943	22.937	22.392	95.209	77.726	(55) Fiona KINDNESS							
8	14:18:40.633	1:04.551	19.175	22.934	22.442	93.468	77.274	1	14:11:12.072	1:08.414	21.220	24.641	22.553	67.263	76.386
9	14:19:45.328	1:04.695	19.131	22.972	22.592	92.044	77.185	2	14:12:18.665	1:06.593	19.857	24.490	22.246	93.997	78.553
(95) Craig BLAKE															
1	14:11:07.805	1:06.221	20.805	23.208	22.208	61.193	78.184	3	14:13:23.802	1:05.137	19.031	23.747	22.359	94.802	78.833
2	14:12:12.593	1:04.788	19.339	23.312	22.137	95.483	78.092	4	14:14:28.989	1:05.187	18.930	23.694	22.563	95.346	79.020
3	14:13:17.445	1:04.852	19.470	23.084	22.298	95.758	78.460	5	14:15:33.998	1:05.009	19.101	23.666	22.242	95.073	78.000
4	14:14:21.828	1:04.383	19.002	23.160	22.221	95.483	78.276	6	14:16:39.037	1:05.039	19.098	23.491	22.450	95.758	77.006
5	14:15:27.009	1:05.181	19.109	23.121	22.951	96.305	76.828	7	14:17:45.479	1:06.442	19.429	24.051	22.962	93.206	76.917
6	14:16:32.097	1:05.088	19.642	23.359	22.087	95.209	76.651	8	14:18:53.144	1:07.665	19.440	25.504	22.721	93.468	76.828
7	14:17:36.278	1:04.181	18.837	23.073	22.271	96.035	78.000	9	14:19:59.205	1:06.061	19.293	24.054	22.714	92.816	76.739
8	14:18:40.998	1:04.720	19.232	23.016	22.472	94.532	78.000	(50) Andrew BELL							
9	14:19:45.764	1:04.766	18.950	23.205	22.611	93.864	77.006	1	14:11:11.855	1:09.068	21.121	24.673	23.274	65.603	75.863
(8) Hannah CHAPMAN															
1	14:11:08.203	1:06.571	20.683	23.809	22.079	63.231	76.562	2	14:12:17.524	1:05.669	19.798	23.615	22.256	92.816	77.455
2	14:12:13.198	1:04.995	19.538	23.278	22.179	95.209	77.545	3	14:13:22.981	1:05.457	19.826	23.190	22.441	95.209	77.455
3	14:13:17.643	1:04.445	19.254	23.069	22.122	95.483	78.460	4	14:14:28.317	1:05.336	19.253	23.428	22.655	94.937	77.817
4	14:14:22.143	1:04.500	19.079	23.247	22.174	95.209	78.092	5	14:15:33.600	1:05.283	19.242	23.671	22.370	94.130	77.274
5	14:15:28.168	1:06.025	19.610	24.503	21.912	95.896	75.518	6	14:16:39.419	1:05.819	19.802	23.646	22.371	93.732	76.562
6	14:16:32.579	1:04.411	18.859	23.513	22.039	96.174	77.909	7	14:17:45.830	1:06.411	19.786	23.683	22.942	94.130	75.777
7	14:17:37.181	1:04.602	18.923	23.216	22.463	95.483	78.092	8	14:18:53.594	1:07.764	19.611	25.405	22.748	93.732	77.006
8	14:18:41.477	1:04.296	18.915	23.229	22.152	94.802	78.276	9	14:19:59.665	1:06.071	19.365	23.982	22.724	93.337	76.386
9	14:19:46.029	1:04.552	19.003	23.260	22.289	94.264	77.817	(30) David LONG							
(52) Simon HOLDERNESS															
1	14:11:10.985	1:08.744	21.809	23.300	23.635	64.085	73.758	1	14:11:13.023	1:09.673	21.536	25.404	22.733	62.635	76.124
2	14:12:15.464	1:04.479	19.134	22.983	22.362	91.537	78.184	2	14:12:19.314	1:06.291	19.880	24.154	22.257 </		

Scottish Championship Raceday

Celtic Speed Mini Cooper Cup

Knockhill 1.267 miles

Race 6 - 2nd Race

06/05/2018 14:00

Race (9 Laps) started at 14:09:54

Lap	Time of Day	Lap Tm	S1	S2	S3	SFSpd	S1Spd	Lap	Time of Day	Lap Tm	S1	S2	S3	SFSpd	S1Spd
4	14:14:33.883	1:05.796	19.357	23.450	22.989	90.540	74.502								
5	14:15:40.055	1:06.172	19.418	23.555	23.199	90.049	74.253								
6	14:16:46.120	1:06.065	19.407	23.590	23.068	90.416	73.676								
7	14:17:52.173	1:06.053	19.452	23.568	23.033	89.805	73.758								
8	14:18:58.291	1:06.118	19.436	23.542	23.140	89.684	73.840								
9	14:20:05.567	1:07.276	19.386	23.895	23.995	89.443	73.676								

(4) Dominic WHEATLEY

1	14:11:09.069	1:06.116	20.934			66.456	76.828
2	14:12:13.559	1:04.490	19.438			95.620	78.184
3	14:13:17.814	1:04.255	19.086	23.013	22.156	95.483	78.553
4	14:14:22.917	1:05.103	19.990	22.892	22.221	96.734	75.092
5	14:15:27.419	1:04.502	19.458	23.184	21.860	94.532	77.455
6	14:16:31.119	1:03.700	18.970	22.909	21.821	96.875	77.545

Clerk of the Course.

Orbits

Sig : Time :

Chief Timekeeper : Ian Sharp (SMART Timing)

 Results available at www.speedhive.com and www.smart-timing.co.uk

Printed: 06/05/2018 14:22:25



Scottish Championship Raceday

Lapchart

Celtic Speed Mini Cooper Cup

Knockhill 1.267 miles

Race 6 - 2nd Race

06/05/2018 14:00

Race (9 Laps) started at 14:09:54

Competitors	Laps										
	0	1	2	3	4	5	6	7	8	9	
John DUNCAN (24)	1	24	5	5	24	24	24	24	24	24	24
David SLEIGH (5)	2	5	24	24	5	5	5	5	5	5	5
Ross WILKINSON (21)	3	21	21	21	21	28	28	28	28	28	28
Craig BLAKE (95)	4	95	95	95	95	95	4	23	23	23	23
Hannah CHAPMAN (8)	5	8	8	8	8	23	23	95	95	95	95
Ian MUNRO (23)	6	23	23	23	4	28	4	95	8	8	8
Simon HOLDERNESS (52)	7	52	4	4	28	23	8	8	52	52	52
William BLAKE (26)	8	26	28	28	23	4	52	52	21	21	21
Andrew BELL (50)	9	50	52	52	52	52	21	21	7	7	7
David McNAUGHTON (28)	10	28	16	16	16	16	7	7	16	16	16
Dominic WHEATLEY (4)	11	4	50	50	7	7	16	16	55	55	55
Ashleigh MORRIS (77)	12	77	55	7	50	50	50	55	50	50	50
Craig DILLON (16)	13	16	7	55	55	55	55	50	30	30	30
David LONG (30)	14	30	30	30	30	30	30	30	77	77	77
Fiona KINDNESS (55)	15	55	77	77	77	77	77	77			
Michael WEDDELL (7)	16	7									
-	17										
-	18										

Margin of Victory	Avg. Speed	Best Lap Tm	Best Speed	Best Lap by
1.089	70.465	1:03.497	71.828	24 - John DUNCAN

Clerk of the Course.

Orbits

Sig : Time :
 Chief Timekeeper : Ian Sharp (SMART Timing)
 Results available at www.speedhive.com and www.smart-timing.co.uk



Scottish Championship Raceday


Celtic Speed Mini Cooper Cup

Knockhill 1.267 miles

Race 12 - 3rd Race

06/05/2018 16:30

Race (9 Laps)



Top 5 cars reversed

POLE POSITION

1	1 95 Craig BLAKE	2 23 Ian MUNRO
	3 28 David McNAUGHTON	
2	5 24 John DUNCAN	6 8 Hannah CHAPMAN
	7 52 Simon HOLDERNESS	
3	9 7 Michael WEDDELL	10 16 Craig DILLON
	11 55 Fiona KINDNESS	
4	13 30 David LONG	14 77 Ashleigh MORRIS
	15 4 Dominic WHEATLEY	
5	17 81 Douglas SIMPSON	18 10 Jake HUTCHISON

Clerk of the Course.

Sig : Time :

Chief Timekeeper : Ian Sharp (SMART Timing)

Results available at www.speedhive.com and www.smart-timing.co.uk

Printed: 06/05/2018 16:44:08

Orbits





Scottish Championship Raceday

Sorted on Laps

Scottish Saloons & Sportscars Championship

Knockhill 1.267 miles

Race 7 - 1st Race

06/05/2018 14:25

Race (12 Laps) started at 14:37:33

Pos	No.	Name	Make/Model	CC	Class Code	Laps	Total Tm	Diff	Best Tm	In Lap	2nd Best
1	29	Robert DRUMMOND	Ford Escort Cosworth	2000	A1	5	4:50.785		55.807	3	56.318
2	16	Colin SIMPSON	Marcos Mantis	5000	A2	5	4:50.787	0.002	55.488	2	56.141
3	54	Andrew MORRISON	Seat Cupra TCR	1984	A2	5	4:51.444	0.659	55.892	3	55.966
4	4	Mark DAWSON	Seat Leon Supercopa	1994	A2	5	4:52.231	1.446	56.106	5	56.116
5	89	William ROBSON	Ford Focus RS	2522	B1	5	4:57.759	6.974	57.010	5	57.305
6	13	Alastair BAPTIE	MGB GT V8	3900	B1	5	4:58.008	7.223	56.837	5	56.955
7	70	Oliver MORTIMER	Mini Cooper R53	1600	R53	5	5:07.306	16.521	58.747	4	59.077
8	62	Paul RANKIN	Westfield Aero		B2	5	5:09.245	18.460	58.993	5	59.704
9	27	Paul WILSON	Mini Cooper R53	2000	R53	5	5:14.136	23.351	59.265	5	59.904
10	83	Fraser JAMIESON	Mini Cooper R53	1600	R53	5	5:17.041	26.256	1:00.984	4	1:01.011
11	43	Stuart BUCHAN	Mini Cooper R53	1600	R53	5	5:17.320	26.535	1:00.925	2	1:01.036
12	77	Jonny DREELAN	Mini Cooper R53	1600	Guest	5	5:17.613	26.828	1:00.301	4	1:00.362
13	26	Andrew PATERSON	BMW E36 318i	1796	B3	5	5:25.945	35.160	1:02.124	5	1:02.138
14	34	Scott DUTHIE	BMW Z3	2500	B1	5	5:45.530	54.745	1:06.310	4	1:06.775

Not classified (from pos 15)

9	Ron CUMMING	Nemesis Kit Car	2000	A3	5	4:52.460	1.675	53.047	4	53.857
DNF	Alan DONCASTER	Mitsubishi EVO 6RS	2000	B1	4	3:53.556	DNF	56.190	4	56.702

Announcements

- New Track Record (56.190) for SMRC Sports/Sal. (B1) by Alan DONCASTER.
- New Track Record (58.993) for SMRC Sports/Sal. (B2) by Paul RANKIN.
- New Track Record (53.047) for SMRC Sports/Sal. (A3) by Ron CUMMING.
- New Track Record (1:02.124) for SMRC Sports/Sal. (B3) by Andrew PATERSON.
- New Track Record (58.522) for SMRC Sports/Sal. (R53) by Oliver MORTIMER.
- RED FLAG after Leader completed 6 Laps - Result declared at 5 Laps.
- Car No.9 - Not classified - Not running at time of Red Flag.

Margin of Victory	Avg. Speed	Best Lap Tm	Best Speed	Best Lap by
0.002	78.423	53.047	85.977	9 - Ron CUMMING

Clerk of the Course.

Orbits

Sig : Time :
Chief Timekeeper : Ian Sharp (SMART Timing)

Results available at www.speedhive.com and www.smart-timing.co.uk

Printed: 06/05/2018 16:41:03





Scottish Championship Raceday

Scottish Saloons & Sportscars Championship

Knockhill 1.267 miles

Race 7 - 1st Race

06/05/2018 14:25

Race (12 Laps) started at 14:37:33

Lap	Time of Day	Lap Tm	S1	S2	S3	SFSpd	S1Spd	Lap	Time of Day	Lap Tm	S1	S2	S3	SFSpd	S1Spd
(29) Robert DRUMMOND								(77) Jonny DREELAN							
1	14:38:39.704	59.503	18.474	22.806	18.223	68.724	99.934	1	14:38:49.636	1:05.529	20.488	23.119	21.922	56.271	86.757
2	14:39:36.073	56.369	16.479	21.965	17.925	131.077	105.822	2	14:39:50.304	1:00.668	17.968	21.896	20.804	106.500	87.673
3	14:40:31.880	55.807	16.100	21.910	17.797	137.590	101.460	3	14:40:50.666	1:00.362	18.054	21.907	20.401	106.160	86.757
4	14:41:28.198	56.318	16.502	22.207	17.609	135.624	94.264	4	14:41:50.967	1:00.301	17.955	21.974	20.372	106.160	86.531
5	14:42:24.625	56.427	16.420	21.872	18.135	139.613	105.653	5	14:42:51.453	1:00.486	18.035	21.715	20.736	106.500	86.195
(16) Colin SIMPSON								(26) Andrew PATERSON							
1	14:38:39.197	58.078	17.135	21.504	19.439	86.531	105.990	1	14:38:48.837	1:06.089	20.429	24.053	21.607	74.670	85.200
2	14:39:34.685	55.488	16.241	21.013	18.234	129.292	112.257	2	14:39:52.154	1:03.317	18.724	23.563	21.030	104.327	83.487
3	14:40:31.519	56.834	17.066	21.627	18.141	134.255	103.353	3	14:40:54.292	1:02.138	18.087	23.259	20.792	104.327	83.803
4	14:41:27.660	56.141	16.574	21.218	18.349	132.912	103.514	4	14:41:57.661	1:03.369	18.493	23.578	21.298	103.514	82.863
5	14:42:24.627	56.967	16.800	21.457	18.710	129.292	100.997	5	14:42:59.785	1:02.124	18.360	22.884	20.880	102.240	83.698
(54) Andrew MORRISON								(34) Scott DUTHIE							
1	14:38:40.859	59.720	18.636	22.048	19.036	75.604	101.305	1	14:38:52.003	1:08.567	20.719	25.864	21.984	72.392	83.909
2	14:39:37.082	56.223	16.434	21.210	18.579	123.524	101.460	2	14:39:59.335	1:07.332	20.053	25.473	21.806	103.676	82.349
3	14:40:32.974	55.892	16.106	21.272	18.514	125.864	101.926	3	14:41:06.285	1:06.950	19.421	25.710	21.819	108.766	84.228
4	14:41:29.318	56.344	16.163	21.701	18.480	126.342	102.398	4	14:42:12.595	1:06.310	19.350	25.282	21.678	108.588	80.358
5	14:42:25.284	55.966	16.112	21.313	18.541	126.583	102.556	5	14:43:19.370	1:06.775	19.364	25.443	21.968	108.766	82.146
(4) Mark DAWSON								(9) Ron CUMMING							
1	14:38:41.214	1:00.490	19.034	22.479	18.977	77.909	96.313	1	14:38:47.158	59.266	17.079	23.214	18.973	85.309	91.917
2	14:39:37.569	56.355	16.872	21.218	18.265	122.387	98.599	2	14:39:41.015	53.857	15.383	20.717	17.757	128.542	108.411
3	14:40:33.685	56.116	16.664	21.058	18.394	123.524	98.453	3	14:40:37.939	56.924	16.881	21.867	18.176	138.162	91.160
4	14:41:29.965	56.280	16.575	20.964	18.741	123.524	98.893	4	14:41:30.986	53.047	15.213	19.883	17.951	137.876	113.020
5	14:42:26.071	56.106	16.765	20.880	18.461	122.387	98.453	5	14:42:26.300	55.314	16.775	20.583	17.956	136.180	104.491
(89) William ROBSON								(48) Alan DONCASTER							
1	14:38:41.893	1:00.714	18.806	22.793	19.115	79.588	95.483	1	14:38:37.670	57.191	17.296	21.281	18.614	88.608	103.838
2	14:39:39.198	57.305	16.735	21.717	18.853	126.824	103.838	2	14:39:34.504	56.834	16.885	21.378	18.571	127.800	104.820
3	14:40:36.892	57.694	17.124	21.242	19.328	126.583	103.353	3	14:40:31.206	56.702	16.988	21.285	18.429	124.917	108.059
4	14:41:34.589	57.697	17.404	21.481	18.812	128.293	102.398	4	14:41:27.396	56.190	16.668	20.996	18.526	130.562	107.708
5	14:42:31.599	57.010	16.745	21.453	18.812	127.555	104.163	(70) Oliver MORTIMER							
(13) Alastair BAPTIE								(62) Paul RANKIN							
1	14:38:42.591	1:00.947	18.834	22.762	19.351	80.455	100.235	1	14:38:44.792	1:02.870	19.527	23.668	19.675	74.502	97.300
2	14:39:40.231	57.640	17.023	21.702	18.915	120.174	98.746	2	14:39:44.676	59.884	17.200	23.372	19.312	109.483	87.673
3	14:40:38.056	57.825	17.393	21.550	18.882	118.884	100.539	3	14:40:44.388	59.712	16.972	23.083	19.657	116.182	95.483
4	14:41:35.011	56.955	16.683	21.605	18.667	121.270	100.997	4	14:41:44.092	59.704	16.985	22.929	19.790	116.589	95.896
5	14:42:31.848	56.837	16.710	21.499	18.628	124.217	101.305	5	14:42:43.085	58.993	16.805	22.640	19.548	114.976	95.620
(27) Paul WILSON								(83) Fraser JAMIESON							
1	14:38:47.547	1:03.812	20.594	22.872	20.346	52.286	88.964	1	14:38:46.470	1:04.030	20.400			71.844	86.306
2	14:39:47.451	59.904	17.546	21.936	20.422	111.130	90.171	2	14:39:47.794	1:01.324	18.269	22.167	20.888	110.392	86.306
3	14:40:48.216	1:00.765	18.224	21.900	20.641	110.392	87.557	3	14:40:48.805	1:01.011	18.467	22.261	20.283	110.392	83.174
4	14:41:48.711	1:00.495	17.954	22.025	20.516	108.059	87.557	4	14:41:49.789	1:00.984	17.776	22.404	20.804	108.059	86.871
5	14:42:47.976	59.265	17.757	21.502	20.006	106.330	85.860	5	14:42:50.881	1:01.092	18.000	22.259	20.833	109.663	87.442
(43) Stuart BUCHAN								(43) Stuart BUCHAN							
1	14:38:46.195	1:03.808	20.169	22.962	20.677	72.868	85.309	1	14:38:46.195	1:03.808	20.169	22.962	20.677	72.868	85.309
2	14:39:47.120	1:00.925	17.812	22.346	20.767	105.486	85.860	2	14:39:47.120	1:00.925	17.812	22.346	20.767	105.486	85.860

Clerk of the Course.

Sig : Time :
Chief Timekeeper : Ian Sharp (SMART Timing)

Results available at www.speedhive.com and www.smart-timing.co.uk

Printed: 06/05/2018 16:41:32

Orbits





Scottish Championship Raceday


Scottish Saloons & Sportscars Championship

Knockhill 1.267 miles

Race 14 - 2nd Race

06/05/2018 17:20

Race (12 Laps)



POLE POSITION

1	1 29 Robert DRUMMOND
2	3 54 Andrew MORRISON
3	5 89 William ROBSON
4	7 70 Oliver MORTIMER
5	9 27 Paul WILSON
6	11 43 Stuart BUCHAN
7	13 26 Andrew PATERSON
8	15 9 Ron CUMMING

2	16 Colin SIMPSON
4	4 Mark DAWSON
6	13 Alastair BAPTIE
8	62 Paul RANKIN
10	83 Fraser JAMIESON
12	77 Jonny DREELAN
14	34 Scott DUTHIE
16	48 Alan DONCASTER

Clerk of the Course.

Sig : Time :

Chief Timekeeper : Ian Sharp (SMART Timing)

Results available at www.speedhive.com and www.smart-timing.co.uk

Orbits





Scottish Championship Raceday

Lapchart

Scottish Saloons & Sportscars Championship

Knockhill 1.267 miles

Race 7 - 1st Race

06/05/2018 14:25

Race (12 Laps) started at 14:37:33

Competitors	Laps					
	0	1	2	3	4	5
Robert DRUMMOND (29)	1	29	48	48	48	29
Alan DONCASTER (48)	2	48	16	16	16	16
Mark DAWSON (4)	3	4	29	29	29	54
Colin SIMPSON (16)	4	16	54	54	54	4
Andrew MORRISON (54)	5	54	4	4	4	9
William ROBSON (89)	6	89	89	89	9	89
Oliver MORTIMER (70)	7	70	13	13	9	89
Alastair BAPTIE (13)	8	13	70	9	13	70
Paul RANKIN (62)	9	62	62	70	70	62
Stuart BUCHAN (43)	10	43	43	62	62	27
Fraser JAMIESON (83)	11	83	83	43	43	27
Andrew PATERSON (26)	12	26	9	27	27	43
Scott DUTHIE (34)	13	34	27	83	83	77
Paul WILSON (27)	14	27	26	77	77	26
Jonny DREELAN (77)	15	77	77	26	26	34
Ron CUMMING (9)	16	9	34	34	34	34

Margin of Victory	Avg. Speed	Best Lap Tm	Best Speed	Best Lap by
0.002	78.423	53.047	85.977	9 - Ron CUMMING

Clerk of the Course.

Orbits

Sig : Time :
Chief Timekeeper : Ian Sharp (SMART Timing)

Results available at www.speedhive.com and www.smart-timing.co.uk

Printed: 06/05/2018 16:42:27





Race Results



Bulletin No. _____

Scottish Championship Raceday

Sorted on Laps

Scottish Legends Championship

Knockhill 1.267 miles

Race 8 - Heat 2

06/05/2018 14:50

Race (8 Laps) started at 15:35:30

Pos	No.	Name	Make/Model	CC	Class Code	Laps	Total Tm	Diff	Best Tm	In Lap	2nd Best
1	1	John PATERSON	Ford Coupe	1250	L	8	7:56.981		59.010	3	59.084
2	60	David NEWALL	Ford Coupe	1250	L	8	8:00.889	3.908	58.704	4	58.808
3	52	Stewart BLACK	Ford Coupe	1250	L	8	8:03.381	6.400	59.058	3	59.169
4	7	Duncan VINCENT	Ford Coupe	1250	L	8	8:05.802	8.821	58.914	4	59.285
5	71	Ryan McLEISH	Ford Coupe	1250	L	8	8:05.819	8.838	59.130	3	59.389
6	6	David HUNTER	Ford Coupe	1250	L	8	8:07.029	10.048	58.834	4	58.991
7	37	Ivor GREENWOOD	Ford Coupe	1250	L	8	8:11.414	14.433	59.315	4	59.395
8	5	Michael PAXTON	Ford Coupe	1250	L	8	8:11.904	14.923	59.959	6	1:00.138
9	85	Mark BEATY	Ford Coupe	1250	L	8	8:12.514	15.533	1:00.194	5	1:00.293
10	8	Jordan HODGSON	Ford Coupe	1250	L	8	8:12.514	15.533	1:00.113	7	1:00.194
11	75	Pino PALAZZO	Ford Sedan	1250	L	8	8:12.609	15.628	59.820	4	59.884
12	17	Billy WAIT	37 Ford	1250	L	8	8:17.152	20.171	1:00.861	6	1:01.542
13	16	John BUSHBY	Ford Coupe	1250	L	8	8:28.794	31.813	1:02.288	4	1:02.923
14	69	Gerard McCOSH	Ford Coupe	1250	L	8	8:29.081	32.100	1:01.862	4	1:02.277
15	68	Charles FRASER	Ford Coupe	1250	Guest	8	8:29.117	32.136	1:01.733	4	1:02.319
16	86	Jon CRITCHLOW	Chevy Sedan	1250	LR	8	8:29.327	32.346	1:01.827	4	1:02.459
17	4	Colin McNEILL	Ford Coupe	1250	L	8	8:38.522	41.541	1:00.464	5	1:00.543
18	30	Mark FRENCH	Ford Coupe	1250	LR	8	8:59.287	1:02.306	1:05.911	5	1:06.281
Not classified											
DNF	15	Steven McGILL	Ford Coupe	1250	L				DNF	0	

Margin of Victory	Avg. Speed	Best Lap Tm	Best Speed	Best Lap by
3.908	76.495	58.704	77.692	60 - David NEWALL

Clerk of the Course.

Orbits

Sig : Time :
Chief Timekeeper : Ian Sharp (SMART Timing)

Results available at www.speedhive.com and www.smart-timing.co.uk

Printed: 06/05/2018 16:35:42



Scottish Championship Raceday

Scottish Legends Championship

Knockhill 1.267 miles

Race 8 - Heat 2

06/05/2018 14:50

Race (8 Laps) started at 15:35:30

Lap	Time of Day	Lap Tm	S1	S2	S3	SFSpd	S1Spd	Lap	Time of Day	Lap Tm	S1	S2	S3	SFSpd	S1Spd
(1) John PATERSON															
1	15:36:32.250	1:01.158	18.655	21.934	20.569	86.083	92.686	3	15:38:39.645	1:00.332	18.074	21.923	20.335	105.822	90.049
2	15:37:31.513	59.263	17.547	21.343	20.373	104.327	91.537	4	15:39:40.238	1:00.593	18.082	21.825	20.686	105.319	88.490
3	15:38:30.523	59.010	17.684	21.208	20.118	104.327	91.160	5	15:40:40.376	1:00.138	17.631	21.857	20.650	103.033	88.372
4	15:39:29.607	59.084	17.620	21.329	20.135	104.327	90.416	6	15:41:40.335	59.959	17.782	21.888	20.289	101.305	88.372
5	15:40:29.122	59.515	18.051	21.335	20.129	104.000	89.323	7	15:42:41.379	1:01.044	18.778	21.910	20.356	103.838	89.443
6	15:41:28.447	59.325	17.625	21.469	20.231	103.838	90.540	8	15:43:41.951	1:00.572	18.053	21.921	20.598	103.193	87.557
7	15:42:27.603	59.156	17.642	21.306	20.208	103.676	90.171	(85) Mark BEATY							
8	15:43:27.028	59.425	17.687	21.471	20.267	103.676	90.293	1	15:36:35.762	1:04.918	19.007	24.643	21.268	83.487	88.372
(60) David NEWALL															
1	15:36:34.327	1:02.919	18.891	23.662	20.366	85.860	94.130	2	15:37:37.592	1:01.830	17.877	22.752	21.201	103.514	91.160
2	15:37:33.135	58.808	17.134	21.814	19.860	108.588	92.044	3	15:38:37.885	1:00.293	18.221	21.593	20.479	107.014	91.160
3	15:38:32.329	59.194	17.512	21.701	19.981	107.187	92.428	4	15:39:38.210	1:00.325	17.728	22.069	20.528	105.822	90.540
4	15:39:31.033	58.704	17.249	21.630	19.825	107.187	93.206	5	15:40:38.404	1:00.194	17.944	21.705	20.545	103.353	91.917
5	15:40:30.323	59.290	17.470	21.683	20.137	110.026	92.557	6	15:41:40.025	1:01.621	18.215	22.520	20.886	104.327	88.726
6	15:41:30.100	59.777	17.658	21.801	20.318	105.486	91.790	7	15:42:41.369	1:01.344	17.885	22.575	20.884	101.770	89.323
7	15:42:29.507	59.407	17.397	21.805	20.205	103.514	91.411	8	15:43:42.561	1:01.192	18.509	22.021	20.662	102.083	89.563
8	15:43:30.936	1:01.429	17.919	22.099	21.411	104.655	90.416	(8) Jordan HODGSON							
(52) Stewart BLACK															
1	15:36:35.659	1:04.329	19.158	24.197	20.974	86.871	92.945	1	15:36:38.179	1:05.883	19.477	24.371	22.035	89.083	91.790
2	15:37:35.627	59.968	17.546	22.019	20.403	105.822	91.917	2	15:37:39.348	1:01.169	18.070	22.387	20.712	108.059	94.130
3	15:38:34.685	59.058	17.505	21.477	20.076	104.327	90.540	3	15:38:40.773	1:01.425	18.480	22.337	20.608	107.534	90.171
4	15:39:34.071	59.386	17.380	21.840	20.166	104.000	90.416	4	15:39:41.277	1:00.504	17.898	22.017	20.589	103.514	90.787
5	15:40:33.240	59.169	17.788	21.504	19.877	103.514	88.964	5	15:40:41.821	1:00.544	17.974	22.134	20.436	104.491	90.171
6	15:41:32.604	59.364	17.684	21.614	20.066	104.820	90.540	6	15:41:42.015	1:00.194	17.976	21.863	20.355	105.152	90.787
7	15:42:32.052	59.448	17.705	21.695	20.048	103.193	89.323	7	15:42:42.128	1:00.113	17.623	22.278	20.212	104.986	92.686
8	15:43:33.428	1:01.376	17.723	22.254	21.399	103.353	89.684	8	15:43:42.561	1:00.433	17.980	22.096	20.357	107.883	92.172
(7) Duncan VINCENT															
1	15:36:36.922	1:04.963	18.828	24.583	21.552	88.726	93.600	(75) Pino PALAZZO							
2	15:37:37.647	1:00.725	17.552	22.380	20.793	107.014	94.130	1	15:36:38.343	1:05.788	19.778	24.258	21.752	88.726	92.557
3	15:38:37.166	59.519	17.562	21.271	20.686	107.708	91.917	2	15:37:40.212	1:01.869	18.707	22.604	20.558	105.822	90.787
4	15:39:36.080	58.914	17.595	21.355	19.964	105.152	90.293	3	15:38:41.567	1:01.355	18.444	22.580	20.331	107.883	90.540
5	15:40:35.365	59.285	17.496	21.545	20.244	105.990	89.443	4	15:39:41.387	59.820	17.748	21.983	20.089	105.990	91.663
6	15:41:35.130	59.765	17.795	21.637	20.333	103.353	89.083	5	15:40:42.064	1:00.677	18.099	22.214	20.364	107.014	92.044
7	15:42:35.123	59.993	17.653	21.710	20.630	104.491	88.490	6	15:41:42.388	1:00.324	17.822	22.066	20.436	107.708	89.563
8	15:43:35.849	1:00.726	17.933	21.914	20.879	101.305	88.021	7	15:42:42.272	59.884	17.683	22.090	20.111	106.500	92.428
(71) Ryan McLEISH															
1	15:36:36.167	1:04.514	18.982	24.547	20.985	85.750	93.206	8	15:43:42.656	1:00.384	18.301	22.054	20.029	108.235	85.750
2	15:37:37.335	1:01.168	18.087	22.321	20.760	106.842	91.917	(17) Billy WAIT							
3	15:38:36.465	59.130	17.467	21.381	20.282	105.152	90.663	1	15:36:34.277	1:03.527	18.780	23.485	21.262	82.657	89.443
4	15:39:35.854	59.389	17.559	21.588	20.242	104.000	90.049	2	15:37:37.333	1:03.056	18.166	23.710	21.180	102.873	89.805
5	15:40:35.496	59.642	17.949	21.630	20.063	103.033	91.036	3	15:38:39.663	1:02.330	18.775	22.516	21.039	102.714	91.411
6	15:41:35.445	59.949	17.715	21.839	20.395	106.330	90.663	4	15:39:41.205	1:01.542	18.262	22.469	20.811	103.838	91.160
7	15:42:35.042	59.597	17.993	21.342	20.262	104.327	90.171	5	15:40:43.062	1:01.857	18.346	22.629	20.882	104.000	88.964
8	15:43:35.866	1:00.824	18.105	22.014	20.765	102.873	85.972	6	15:41:43.923	1:00.861	17.599		104.000	90.911	
(6) David HUNTER															
1	15:36:38.105	1:06.092	19.387	24.278	22.427	88.608	92.557	7	15:42:45.653	1:01.730	18.123	22.563	21.044	103.193	89.323
2	15:37:39.243	1:01.138	17.635	22.152	21.351	107.014	92.300	8	15:43:47.199	1:01.546	17.824		101.770	88.964	
3	15:38:39.565	1:00.322	17.708	22.025	20.589	108.411	92.044	(16) John BUSHBY							
4	15:39:38.399	58.834	17.450	21.625	19.759	106.330	91.790	1	15:36:35.694	1:05.236	19.226	24.175	21.835	80.261	90.049
5	15:40:37.390	58.991	17.469	21.493	20.029	109.123	91.411	2	15:37:39.409	1:03.715	18.757	23.281	21.677	97.016	88.255
6	15:41:36.696	59.306	17.686	21.690	19.930	105.822	91.537	3	15:38:44.139	1:04.730	18.925	24.100	21.705	102.398	74.754
7	15:42:37.748	1:01.052	17.647	22.655	20.750	106.842	86.531	4	15:39:46.427	1:02.288	17.964	23.032	21.292	101.770	88.021
8	15:43:37.076	59.328	17.482	21.749	20.097	104.820	91.411	5	15:40:49.350	1:02.923	18.373	23.045	21.505	100.539	87.213
(37) Ivor GREENWOOD															
1	15:36:32.534	1:01.957	18.432	22.189	21.336	81.541	89.684	6	15:41:52.711	1:03.361	18.413	23.097	21.851	99.188	87.213
2	15:37:31.929	59.395	17.698	21.493	20.204	106.500	92.816	7	15:42:55.812	1:03.101	18.270	23.293	21.538	99.634	87.442
3	15:38:31.503	59.574	17.802	21.472	20.300	108.235	92.686	8	15:43:58.841	1:03.029	18.179	23.158	21.692	100.997	87.213
4	15:39:30.818	59.315	17.569	21.484	20.262	105.653	91.286	(69) Gerard McCOSH							
5	15:40:32.265	1:01.447	18.035	22.277	21.135	104.820	92.428	1	15:36:40.086	1:07.293	21.596	24.251	21.446	85.200	83.174
6	15:41:34.967	1:02.702	18.721	22.506	21.475	96.035	83.174	2	15:37:42.363	1:02.277	18.510	23.148	20.619	103.033	88.964
7	15:42:38.263	1:03.296	19.139	22.491	21.666	94.398	84.550	3	15:38:46.125	1:03.762	18.473	22.975	22.314	104.986	88.964
8	15:43:41.461	1:03.198	18.918	22.554	21.726	94.532	82.966	4	15:39:47.987	1:01.862	18.348	22.646	20.868	105.319	89.563
(5) Michael PAXTON															
1	15:36:38.080	1:06.335	19.903	24.191	22.241	85.860	89.203	5	15:40:51.100	1:03.113	18.441	23.221	21.451	105.990	86.871
2	15:37:39.313	1:01.233	17.847	22.132	21.254	104.491	91.917	6	15:41:53.387	1:02.287	18.339	23.048	20.900	107.534	89.323
(68) Charles FRASER															
1	15:36:38.960	1:05.857	19.985					7	15:42:56.718	1:03.331	18.787	23.179	21.365	103.838	88.255
2	15:37:41.418	1:02.458	18.556					8	15:43:59.128	1					

Scottish Championship Raceday

Scottish Legends Championship

Knockhill 1.267 miles

Race 8 - Heat 2

06/05/2018 14:50

Race (8 Laps) started at 15:35:30

Lap	Time of Day	Lap Tm	S1	S2	S3	SFSpd	S1Spd	Lap	Time of Day	Lap Tm	S1	S2	S3	SFSpd	S1Spd
7	15:42:56.845	1:04.161	19.409			99.336									
8	15:43:59.164	1:02.319	18.414			106.160									
(86) Jon CRITCHLOW															
1	15:36:38.555	1:05.415	19.697	24.482	21.236	88.138	89.805								
2	15:37:41.242	1:02.687	18.550	23.008	21.129	107.708	89.083								
3	15:38:45.793	1:04.551	18.387	23.347	22.817	104.986	86.984								
4	15:39:47.620	1:01.827	18.312	22.521	20.994	103.193	87.673								
5	15:40:50.079	1:02.459	18.669	22.926	20.864	102.556	87.442								
6	15:41:52.834	1:02.755	18.603	22.818	21.334	104.655	88.255								
7	15:42:56.290	1:03.456	18.970	23.055	21.431	103.033	89.083								
8	15:43:59.374	1:03.084	18.237	22.870	21.977	104.655	86.871								
(4) Colin McNEILL															
1	15:36:37.513	1:06.375	19.091	24.829	22.455	84.442	92.686								
2	15:37:39.727	1:02.214	18.461	23.360	20.393	107.883	88.372								
3	15:38:49.614	1:09.887	19.644	23.320	26.923	106.330	90.293								
4	15:39:50.157	1:00.543	18.052	22.104	20.387	104.163	88.964								
5	15:40:50.621	1:00.464	17.974	21.856	20.634	104.655	90.416								
6	15:41:52.968	1:02.347	18.201	23.140	21.006	109.123	89.927								
7	15:42:55.877	1:02.909	18.579	22.993	21.337	103.838	89.927								
8	15:44:08.569	1:12.692	28.822	23.407	20.463	101.615	66.924								
(30) Mark FRENCH															
1	15:36:42.625	1:08.459	21.018	24.448	22.993	83.592	82.452								
2	15:37:50.134	1:07.509	19.915	24.286	23.308	94.802	81.143								
3	15:38:57.298	1:07.164	19.427	24.740	22.997	92.945	81.641								
4	15:40:04.149	1:06.851	19.275	24.411	23.165	92.686	79.971								
5	15:41:10.060	1:05.911	19.469	24.025	22.417	92.172	81.541								
6	15:42:16.341	1:06.281	19.338	24.327	22.616	92.945	79.971								
7	15:43:22.937	1:06.596	19.066	24.782	22.748	93.468	81.143								
8	15:44:29.334	1:06.397	19.250	24.721	22.426	93.076	81.341								

Clerk of the Course.

Sig : Time :
 Chief Timekeeper : Ian Sharp (SMART Timing)
 Results available at www.speedhive.com and www.smart-timing.co.uk

Printed: 06/05/2018 16:36:21

Orbits





Scottish Championship Raceday

Lapchart

Scottish Legends Championship

Knockhill 1.267 miles

Race 8 - Heat 2

06/05/2018 14:50

Race (8 Laps) started at 15:35:30

Competitors	Laps								
	0	1	2	3	4	5	6	7	8
John BUSHBY (16)	1	16	1	1	1	1	1	1	1
Ivor GREENWOOD (37)	2	37	37	37	37	37	60	60	60
Billy WAIT (17)	3	17	17	60	60	60	37	52	52
Mark BEATY (85)	4	85	60	52	52	52	37	71	7
John PATERSON (1)	5	1	52	17	71	71	7	7	71
Colin McNEILL (4)	6	4	16	71	7	7	71	71	6
Stewart BLACK (52)	7	52	85	85	85	85	6	6	37
David NEWALL (60)	8	60	71	7	6	6	85	85	5
Ryan McLEISH (71)	9	71	7	6	5	5	5	5	85
Michael PAXTON (5)	10	5	4	5	17	17	8	8	8
Duncan VINCENT (7)	11	7	5	8	8	8	75	75	75
David HUNTER (6)	12	6	6	16	75	75	17	17	17
Jordan HODGSON (8)	13	8	8	4	16	16	16	68	16
Pino PALAZZO (75)	14	75	75	75	68	68	68	16	4
Gerard McCOSH (69)	15	69	86	86	86	86	86	86	68
Charles FRASER (68)	16	68	68	68	69	69	4	4	69
Jon CRITCHLOW (86)	17	86	69	69	4	4	69	69	4
Mark FRENCH (30)	18	30	30	30	30	30	30	30	30
-	19								

Margin of Victory	Avg. Speed	Best Lap Tm	Best Speed	Best Lap by
3.908	76.495	58.704	77.692	60 - David NEWALL

Clerk of the Course.

Orbits

Sig : Time :
 Chief Timekeeper : Ian Sharp (SMART Timing)
 Results available at www.speedhive.com and www.smart-timing.co.uk



Scottish Championship Raceday
Sorted on Laps
Scottish Formula Ford 1600 Championship
Knockhill 1.267 miles
Race 9 - 2nd Race
06/05/2018 15:15
Race (12 Laps) started at 15:53:13

Pos	No.	Name	Make/Model	CC	Class Code	Laps	Total Tm	Diff	Best Tm	In Lap	2nd Best
1	27	Matt ROUND-GARRIDO	Medina Sport JL17	1600	Guest	9	8:14.555		53.638	5	53.683
2	1	Ross MARTIN	Ray GR17	1600	FFA	9	8:15.748	1.193	53.628	7	53.705
3	38	Hugo BENTLEY-ELLIS	Spectrum 011	1600	Guest	9	8:15.956	1.401	53.441	8	53.588
4	88	Sebastian MELROSE	Ray GR14	1600	FFA	9	8:21.062	6.507	54.140	5	54.389
5	45	Rory SMITH	Medina Sport JL18	1600	Guest	9	8:22.012	7.457	54.196	5	54.236
6	9	Michael EASTWELL	Spectrum 011	1600	Guest	9	8:22.108	7.553	54.248	9	54.349
7	33	Jordan GRONKOWSKI	Van Diemen JL012K	1600	FFA	9	8:26.302	11.747	54.482	5	54.711
8	78	James CLARKE	Mygale SJ08	1600	FFA	9	8:28.645	14.090	54.842	8	54.920
9	29	Ross HOWE	Van Diemen RF99	1600	FFA	9	8:32.652	18.097	55.424	5	55.456
10	3	Neil BROOME	Ray GR17	1600	FFA	9	8:33.115	18.560	55.474	2	55.475
11	77	Nico GRUBER	Ray GR15	1600	Guest	9	8:33.179	18.624	54.204	4	54.655
12	30	Steven BARLOW	Ray GR09	1600	FFA	9	8:34.565	20.010	55.236	4	55.545
13	92	Matthew CHISHOLM	Van Diemen RF00	1600	FFA	9	8:35.016	20.461	55.467	8	55.511
14	22	Jonathan BROWNE	Ray GR18	1600	Guest	9	8:36.391	21.836	54.622	7	54.657
15	50	Jamie THORBURN	Ray GR18	1600	FFA	9	8:37.658	23.103	54.136	7	54.160

Not classified (from pos 16)

	70	Gary SYKES	Ray GR10	1600	FFA	9	8:33.587	19.032	55.467	9	55.588
DNS	65	Jack WOLFENDEN	Firman RFR17	1600	Guest			DNS		0	

Announcements

New Track Record (53.628) for SMRC FF1600 (A) by Ross MARTIN.
 RED FLAG after Leader completed 10 Laps - Result declared at 9 Laps.
 Car No.70 - Not classified - Not running at time of Red Flag.

Margin of Victory	Avg. Speed	Best Lap Tm	Best Speed	Best Lap by
1.193	82.999	53.441	85.343	38 - Hugo BENTLEY-ELLIS

Clerk of the Course.
Orbits

Sig : Time :

Chief Timekeeper : Ian Sharp (SMART Timing)

 Results available at www.speedhive.com and www.smart-timing.co.uk

Printed: 06/05/2018 16:33:54





Scottish Championship Raceday

Scottish Formula Ford 1600 Championship

Knockhill 1.267 miles

Race 9 - 2nd Race

06/05/2018 15:15

Race (12 Laps) started at 15:53:13

Lap	Time of Day	Lap Tm	S1	S2	S3	SFSpd	S1Spd	Lap	Time of Day	Lap Tm	S1	S2	S3	SFSpd	S1Spd
(27) Matt ROUND-GARRIDO															
1	15:54:14.759	55.328	17.414	19.664	18.250	75.262	96.875	7	15:59:48.842	55.174	16.412			113.020	93.732
2	15:55:09.623	54.864	16.900	19.699	18.265	117.206	97.016	8	16:00:43.793	54.951	16.475			113.795	93.337
3	15:56:05.296	55.673	16.539	20.707	18.427	116.182	95.758	9	16:01:39.313	55.520	16.411	20.546	18.563	114.579	86.871
4	15:56:59.069	53.773	15.976	19.447	18.350	113.406	96.875	(78) James CLARKE							
5	15:57:52.707	53.638	16.015	19.343	18.280	114.382	96.734	1	15:54:18.901	57.365	18.164	20.474	18.727	82.146	92.300
6	15:58:46.391	53.684	15.968	19.377	18.339	114.579	96.875	2	15:55:14.163	55.262	16.621	20.031	18.610	115.375	92.945
7	15:59:40.118	53.727	16.080	19.327	18.320	115.175	96.875	3	15:56:11.250	57.087	16.682	20.666	19.739	114.579	93.864
8	16:00:33.801	53.683	15.986	19.310	18.387	115.375	96.734	4	15:57:06.698	55.448	16.714	19.852	18.882	109.663	92.816
9	16:01:27.566	53.765	16.055	19.458	18.252	115.175	97.016	5	15:58:01.919	55.221	16.640	19.826	18.755	110.392	92.686
(1) Ross MARTIN															
1	15:54:14.733	56.144	17.821	19.842	18.481	71.844	94.130	6	15:58:56.839	54.920	16.444	19.784	18.692	110.576	93.076
2	15:55:09.558	54.825	16.727	19.608	18.490	113.600	94.937	7	15:59:51.777	54.938	16.374	19.851	18.713	111.503	93.076
3	15:56:05.606	56.048	16.551	21.042	18.455	113.990	94.802	8	16:00:46.619	54.842	16.379	19.765	18.698	111.691	92.945
4	15:56:59.610	54.004	16.096	19.551	18.357	115.979	96.734	9	16:01:41.656	55.037	16.407	19.936	18.694	111.691	92.816
5	15:57:53.315	53.705	16.058	19.424	18.223	115.576	96.593	(29) Ross HOWE							
6	15:58:47.034	53.719	16.051	19.428	18.240	115.979	96.734	1	15:54:18.686	57.325	17.801	20.680	18.844	84.657	93.732
7	15:59:40.662	53.628	16.084	19.354	18.190	116.385	96.734	2	15:55:14.750	56.064	16.871	20.592	18.601	114.976	94.937
8	16:00:34.639	53.977	15.978	19.353	18.646	116.794	97.300	3	15:56:11.636	56.886	16.845	20.465	19.576	114.777	94.532
9	16:01:28.759	54.120	16.460	19.378	18.282	115.777	96.313	4	15:57:07.625	55.989	16.788	20.559	18.642	111.317	95.896
(38) Hugo BENTLEY-ELLIS															
1	15:54:16.762	56.896	18.033	20.596	18.267	73.351	94.264	5	15:58:03.049	55.424	16.521	20.356	18.547	116.385	95.896
2	15:55:10.954	54.192	16.174	19.770	18.248	116.182	96.875	6	15:58:59.223	56.174	16.787	20.825	18.562	116.589	96.313
3	15:56:06.038	55.084	16.753	20.128	18.203	116.385	96.593	7	15:59:54.683	55.460	16.458	20.473	18.529	116.385	95.896
4	15:56:59.924	53.886	16.256	19.547	18.083	118.039	96.734	8	16:00:50.139	55.456	16.244	20.554	18.658	116.385	93.864
5	15:57:54.040	54.116	16.206	19.708	18.202	118.249	97.016	9	16:01:45.663	55.524	16.606	20.354	18.564	112.829	93.997
6	15:58:47.721	53.681	16.180	19.402	18.099	116.794	96.593	(3) Neil BROOME							
7	15:59:41.309	53.588	16.225	19.280	18.083	117.206	96.593	1	15:54:19.685	57.687	18.006	20.963	18.718	88.608	94.532
8	16:00:34.750	53.441	16.036	19.337	18.068	117.621	96.875	2	15:55:15.159	55.474	16.585	20.353	18.536	115.576	95.073
9	16:01:28.967	54.217	16.577	19.573	18.067	117.830	98.018	3	15:56:11.640	56.481	16.839	20.648	18.994	117.000	95.346
(88) Sebastian MELROSE															
1	15:54:16.522	56.506	17.761	20.158	18.587	80.358	93.337	4	15:57:07.297	55.657	16.651	20.472	18.534	115.175	96.035
2	15:55:10.928	54.406	16.227	19.699	18.480	113.406	95.073	5	15:58:02.789	55.492	16.665	20.343	18.484	117.206	95.896
3	15:56:07.121	56.193	16.714	20.980	18.499	114.777	94.667	6	15:58:58.930	56.141	16.822	20.875	18.444	114.382	96.174
4	15:57:01.704	54.583	16.264	19.691	18.628	114.777	95.758	7	15:59:54.518	55.588	16.506	20.380	18.702	116.589	94.532
5	15:57:55.844	54.140	16.130	19.618	18.392	114.186	95.483	8	16:00:50.651	56.133	16.539	20.927	18.667	113.795	96.593
6	15:58:50.659	54.815	16.568	19.855	18.392	114.186	94.264	9	16:01:46.126	55.475	16.422	20.365	18.688	115.576	96.313
7	15:59:45.170	54.511	16.243	19.889	18.379	114.186	95.346	(77) Nico GRUBER							
8	16:00:39.684	54.514	16.233	19.819	18.462	114.777	95.483	1	15:54:26.009	59.294	19.462	20.802	19.030	50.345	91.160
9	16:01:34.073	54.389	16.240	19.681	18.468	113.795	95.483	2	15:55:21.137	55.128	16.683	19.859	18.586	111.503	94.264
(45) Rory SMITH															
1	15:54:17.415	57.300	17.954	20.813	18.533	79.588	94.667	3	15:56:15.936	54.799	16.370	19.845	18.584	113.406	94.532
2	15:55:12.150	54.735	16.227	20.158	18.350	115.576	95.483	4	15:57:10.140	54.204	16.245	19.658	18.301	114.382	95.620
3	15:56:07.437	55.287	16.294	20.615	18.378	117.000	95.346	5	15:58:04.795	54.655	16.389	19.979	18.287	116.794	96.593
4	15:57:02.595	55.158	17.112	19.724	18.322	118.460	92.172	6	15:58:59.845	55.050	16.081	20.550	18.419	116.385	97.158
5	15:57:56.791	54.196	16.118	19.507	18.571	116.589	93.732	7	15:59:55.153	55.308	16.612	20.409	18.287	118.884	96.313
6	15:58:51.725	54.934	16.545	19.833	18.556	113.213	94.130	8	16:00:51.012	55.859	16.300	20.781	18.778	116.589	97.300
7	15:59:46.183	54.458	16.404		112.829	93.997		9	16:01:46.190	55.178	16.368	20.393	18.417	114.579	97.586
8	16:00:40.787	54.604	16.374	19.581	18.649	114.777	93.864	(30) Steven BARLOW							
9	16:01:35.023	54.236	16.226	19.516	18.494	113.213	94.130	1	15:54:21.032	59.158	18.608	21.261	19.289	87.673	93.468
(9) Michael EASTWELL															
1	15:54:16.745	56.713	17.901	20.333	18.479	76.562	92.300	2	15:55:16.981	55.949	16.664	20.402	18.883	112.447	94.398
2	15:55:11.838	55.093	16.749	19.978	18.366	115.175	93.997	3	15:56:12.829	55.848	16.698	20.320	18.830	113.020	94.398
3	15:56:07.304	55.466	16.199	20.822	18.445	115.375	95.073	4	15:57:08.065	55.236	16.423	20.211	18.602	114.186	95.483
4	15:57:02.476	55.172	17.075	19.643	18.454	117.621	92.428	5	15:58:03.656	55.591	16.733	20.204	18.654	115.375	95.209
5	15:57:56.825	54.349	16.352	19.700	18.297	113.990	95.896	6	15:58:59.756	56.100	16.638	20.773	18.689	115.777	96.174
6	15:58:51.730	54.905	16.466	20.226	18.213	115.777	94.802	7	15:59:55.967	56.211	16.909	20.674	18.628	116.182	95.483
7	15:59:46.276	54.546	16.504	19.660	18.382	115.375	94.802	8	16:00:52.031	56.064	17.196	20.215	18.653	114.976	93.732
8	16:00:40.871	54.595	16.384	19.699	18.512	114.579	96.035	9	16:01:47.576	55.545	16.634	20.237	18.674	115.576	94.667
9	16:01:35.119	54.248	16.356	19.513	18.379	113.406	96.313	(92) Matthew CHISHOLM							
(33) Jordan GRONKOWSKI															
1	15:54:17.754	56.946	17.905	20.466	18.575	78.926	92.172	1	15:54:21.494	58.375	17.793	21.404	19.178	88.021	93.206
2	15:55:12.465	54.711	16.399	19.945	18.367	115.777	94.264	2	15:55:18.081	56.587	16.866	20.733	18.988	113.213	93.076
3	15:56:07.849	55.384	16.320	20.491	18.573	116.794	94.937	3	15:56:13.897	55.816	16.618	20.386	18.812	112.067	92.945
4	15:57:02.966	55.117	16.917		115.777	92.172		4	15:57:09.806	55.909	16.680	20.388	18.841	113.406	93.468
5	15:57:57.448	54.482	16.347	19.659	18.476	116.182	94.398	5	15:58:05.952	56.146	16.581	20.876	18.689	111.691	93.206
6	15:58:53.668	56.220	16.369		115.576	94.264		6	15:59:01.520	55.568	16.521	20.315	18.732	112.257	93.206
								7	15:59:57.049	55.529	16.506	20.393	18.630	113.795	93.732
								8	16:00:52						



Scottish Championship Raceday

Scottish Formula Ford 1600 Championship

Knockhill 1.267 miles

Race 9 - 2nd Race

06/05/2018 15:15

Race (12 Laps) started at 15:53:13

Lap	Time of Day	Lap Tm	S1	S2	S3	SFSpd	S1Spd	Lap	Time of Day	Lap Tm	S1	S2	S3	SFSpd	S1Spd
4	15:57:15.250	55.335	16.492			110.945	92.686								
5	15:58:10.157	54.907	16.394			111.317	92.945								
6	15:59:05.227	55.070	16.505			111.503	93.468								
7	15:59:59.849	54.622	16.304			112.829	93.337								
8	16:00:54.506	54.657	16.216			113.020	93.076								
9	16:01:49.402	54.896	16.315			113.020	93.468								

(50) Jamie THORBURN

1	15:54:27.710	1:01.372	20.131	22.162	19.079	48.757	78.460
2	15:55:22.762	55.052	16.504	19.802	18.746	109.123	92.557
3	15:56:17.440	54.678	16.357	19.726	18.595	111.503	92.945
4	15:57:11.948	54.508	16.302	19.639	18.567	112.067	93.468
5	15:58:06.115	54.167	16.261	19.654	18.252	112.067	93.732
6	15:59:03.702	57.587	17.785	21.122	18.680	116.182	93.076
7	15:59:57.838	54.136	16.180	19.563	18.393	113.406	94.802
8	16:00:56.509	58.671	16.698	23.057	18.916	114.976	86.419
9	16:01:50.669	54.160	16.163	19.553	18.444	113.020	94.264

(70) Gary SYKES

1	15:54:18.238	57.275	17.909	20.742	18.624	80.553	93.076
2	15:55:13.910	55.672	16.554	20.284	18.834	114.976	93.732
3	15:56:11.306	57.396	16.747	21.241	19.408	112.637	92.172
4	15:57:07.102	55.796	16.840	20.148	18.808	111.317	93.997
5	15:58:02.690	55.588	16.620	20.198	18.770	113.213	93.732
6	15:58:58.886	56.196	16.746	20.623	18.827	113.020	93.468
7	15:59:55.101	56.215	16.661	21.006	18.548	113.213	93.206
8	16:00:51.131	56.030	16.741	20.742	18.547	114.579	94.937
9	16:01:46.598	55.467	16.775	20.155	18.537	116.182	94.937

Clerk of the Course.

Sig : Time :
Chief Timekeeper : Ian Sharp (SMART Timing)

Results available at www.speedhive.com and www.smart-timing.co.uk

Printed: 06/05/2018 16:34:29

Orbits



Scottish Championship Raceday

Lapchart

Scottish Formula Ford 1600 Championship

Knockhill 1.267 miles

Race 9 - 2nd Race

06/05/2018 15:15

Race (12 Laps) started at 15:53:13

Competitors	Laps										
	0	1	2	3	4	5	6	7	8	9	
Ross MARTIN (1)	1	1	1	27	27	27	27	27	27	27	27
Matt ROUND-GARRIDO (27)	2	27	27	27	1	1	1	1	1	1	1
Hugo BENTLEY-ELLIS (38)	3	38	88	88	38	38	38	38	38	38	38
Sebastian MELROSE (88)	4	88	9	38	88	88	88	88	88	88	88
Michael EASTWELL (9)	5	9	38	9	9	9	45	45	45	45	45
Rory SMITH (45)	6	45	45	45	45	45	9	9	9	9	9
Jordan GRONKOWSKI (33)	7	33	33	33	33	33	33	33	33	33	33
Gary SYKES (70)	8	70	70	70	78	78	78	78	78	78	78
Ross HOWE (29)	9	29	29	78	70	70	70	70	3	29	29
James CLARKE (78)	10	78	78	29	29	3	3	3	29	3	3
Steven BARLOW (30)	11	30	3	3	3	29	29	29	70	77	77
Neil BROOME (3)	12	3	30	30	30	30	30	30	77	70	70
Matthew CHISHOLM (92)	13	92	92	92	92	92	77	77	30	30	30
Jamie THORBURN (50)	14	50	77	77	77	77	92	92	92	92	92
Nico GRUBER (77)	15	77	50	50	50	50	50	50	50	22	22
Jonathan BROWNE (22)	16	22	22	22	22	22	22	22	22	50	50
-	17										

Margin of Victory	Avg. Speed	Best Lap Tm	Best Speed	Best Lap by
1.193	82.999	53.441	85.343	38 - Hugo BENTLEY-ELLIS

Clerk of the Course.

Orbits

Sig : Time :
Chief Timekeeper : Ian Sharp (SMART Timing)

Results available at www.speedhive.com and www.smart-timing.co.uk

Printed: 06/05/2018 16:35:05





Race Results



Bulletin No. _____

Scottish Championship Raceday

Sorted on Laps

Scottish Classic Sports & Saloon Championship

Knockhill 1.267 miles

Race 10 - 2nd Race

06/05/2018 15:40

Race (12 Laps) started at 16:13:57

Pos	No.	Name	Make/Model	CC	Class Code	Laps	Total Tm	Diff	Best Tm	In Lap	2nd Best
1	78	Andrew GRAHAM	Triumph TR8	3900	CE	12	12:20.444		59.266	10	1:00.398
2	1	Alastair BAPTIE	Fiat X1/9	1498	CA	12	12:23.194	2.750	1:00.132	9	1:00.146
3	21	Jimmy CROW	Ford Escort	2000	CB	12	12:41.237	20.793	1:01.248	6	1:01.796
4	49	Raymond BOYD	Porsche 911	2998	CE	12	12:55.532	35.088	1:02.445	11	1:02.600
5	20	William CONWAY	Mini Clubman GT	1380	CA	12	13:03.213	42.769	1:03.600	8	1:03.798
6	5	Michael LONGSTAFFE	MG Midget	1380	CA	12	13:18.537	58.093	1:04.344	6	1:04.402
7	33	Martin RAMSAY	Ford Fiesta XR2	1600	XR	12	13:22.795	1:02.357	1:05.558	11	1:05.578
8	57	Bruce MITCHELL	Lotus Europa TC	1760	CB	11	12:22.517	1 Lap	1:01.446	11	1:02.871
9	66	Duncan O'NEILL	Ford Fiesta XR2	1600	XR	11	12:45.989	1 Lap	1:07.751	7	1:07.823
10	101	Stuart THORBURN	Ford Escort Mk1	1600	CB	9	13:09.534	3 Laps	1:01.626	9	1:01.883
Not classified (80% = 9 Laps)											
DNF	17	Charlie COPE	VW Golf Gti	1800	CB	6	6:28.636	DNF	1:02.033	6	1:02.078
DNF	63	John KINMOND	Rover 3500	3500	CE	4	4:06.089	DNF	59.550	2	59.805
DNS	27	Mario FERRARI	Alfa Sprint Trofeo	1498	CA			DNF		0	

Announcements

New Track Record (59.266) for SMRC Classic S/S (E) by Andrew GRAHAM.

New Track Record (1:00.132) for SMRC Classic S/S (A) by Alastair BAPTIE.

Margin of Victory	Avg. Speed	Best Lap Tm	Best Speed	Best Lap by
2.750	73.915	59.266	76.955	78 - Andrew GRAHAM

Clerk of the Course.

Orbits

Sig : Time :

Chief Timekeeper : Ian Sharp (SMART Timing)

Results available at www.speedhive.com and www.smart-timing.co.uk

Printed: 06/05/2018 16:32:26





Scottish Championship Raceday

Scottish Classic Sports & Saloon Championship

Knockhill 1.267 miles

Race 10 - 2nd Race

06/05/2018 15:40

Race (12 Laps) started at 16:13:57

Lap	Time of Day	Lap Tm	S1	S2	S3	SFSpd	S1Spd	Lap	Time of Day	Lap Tm	S1	S2	S3	SFSpd	S1Spd
(78) Andrew GRAHAM															
1	16:15:04.167	1:00.888	18.560			74.087	99.336	3	16:17:29.825	1:06.154	19.330	24.833	21.991	98.893	84.122
2	16:16:04.565	1:00.398	17.438			123.295	99.934	4	16:18:35.094	1:05.269	18.957	24.391	21.921	98.893	85.091
3	16:17:05.146	1:00.581	17.332			122.839	99.634	5	16:19:39.806	1:04.712	18.869	23.918	21.925	100.084	84.982
4	16:18:06.761	1:01.615	17.947			121.270	98.746	6	16:20:44.150	1:04.344	18.684	24.005	21.655	99.934	84.982
5	16:19:08.205	1:01.444	17.898			120.829	99.634	7	16:21:49.717	1:05.567	19.317	24.485	21.765	99.634	81.943
6	16:20:09.957	1:01.752	18.265			119.741	98.746	8	16:22:54.771	1:05.054	18.585	24.507	21.962	100.084	83.383
7	16:21:12.589	1:02.632	18.091			120.391	98.162	9	16:24:00.300	1:05.529	18.657	24.171	22.701	101.151	83.698
8	16:22:15.298	1:02.709	18.332			113.600	97.158	10	16:25:05.902	1:05.620	19.771	24.396	21.435	96.453	84.122
9	16:23:15.923	1:00.625	17.615			121.049	99.188	11	16:26:10.304	1:04.402	18.703	23.802	21.897	101.770	84.550
10	16:24:15.189	59.266	17.129			123.754	99.934	12	16:27:15.754	1:05.450	18.576	24.288	22.586	101.615	83.174
11	16:25:16.377	1:01.188	17.958			123.524	99.040	(33) Martin RAMSAY							
12	16:26:17.661	1:01.284	17.572			121.938	98.746	1	16:15:13.587	1:07.583	21.027	23.982	22.574	63.051	76.651
(1) Alastair BAPTIE															
1	16:15:08.286	1:03.301	20.160	22.521	20.620	63.412	85.200	2	16:16:19.735	1:06.148	19.430	24.066	22.652	89.684	77.274
2	16:16:12.633	1:04.347	18.851	24.422	21.074	104.327	86.419	3	16:17:25.694	1:05.959	19.605	23.672	22.682	91.036	77.185
3	16:17:13.830	1:01.197	18.347	22.265	20.585	100.691	85.639	4	16:18:31.502	1:05.808	19.644	23.496	22.668	89.563	77.545
4	16:18:15.737	1:01.907	18.613	22.461	20.833	102.240	85.639	5	16:19:37.490	1:05.988	19.611	23.661	22.716	89.927	77.364
5	16:19:17.324	1:01.587	18.273	22.724	20.590	102.240	86.531	6	16:20:43.068	1:05.578	19.412	23.705	22.461	89.927	77.636
6	16:20:18.029	1:00.705	18.186	22.064	20.455	103.033	86.531	7	16:21:48.682	1:05.614	19.535	23.530	22.549	90.663	76.828
7	16:21:18.573	1:00.544	18.065	22.080	20.399	103.676	85.972	8	16:22:56.316	1:07.634	19.458	25.227	22.949	90.171	76.651
8	16:22:18.829	1:00.256	18.009	21.904	20.343	103.676	86.871	9	16:24:02.961	1:06.645	20.148	23.651	22.846	91.411	76.917
9	16:23:18.961	1:00.132	17.787	21.880	20.465	105.319	86.306	10	16:25:08.613	1:05.652	19.508	23.424	22.720	91.411	76.828
10	16:24:19.107	1:00.146	17.846	21.646	20.654	103.514	86.419	11	16:26:14.171	1:05.558	19.454	23.412	22.692	91.160	76.739
11	16:25:19.570	1:00.463	18.056	22.135	20.272	102.240	85.200	12	16:27:20.012	1:05.841	19.315	23.357	23.169	91.160	76.828
12	16:26:20.411	1:00.841	18.026	22.203	20.612	105.486	86.757	(57) Bruce MITCHELL							
(21) Jimmy CROW															
1	16:15:07.751	1:03.999	19.775	23.352	20.872	71.228	88.845	1	16:15:14.840	1:07.961	21.285	24.547	22.129	69.733	81.742
2	16:16:13.182	1:05.431	18.259	26.192	20.980	108.235	90.911	2	16:16:30.780	1:15.940	21.946	28.591	25.403	86.871	72.156
3	16:17:15.635	1:02.453	18.151	23.485	20.817	108.411	90.663	3	16:17:39.860	1:09.080	20.792	25.536	22.752	85.860	85.419
4	16:18:17.431	1:01.796	17.822	23.354	20.620	108.235	90.663	4	16:18:46.302	1:06.442	19.576	25.104	21.762	108.411	82.657
5	16:19:19.396	1:01.965	17.955	23.356	20.654	107.708	92.044	5	16:19:54.021	1:07.719	20.108	25.258	22.353	99.485	81.541
6	16:20:20.644	1:01.248	17.930	22.819	20.499	107.883	91.411	6	16:21:01.994	1:07.973	19.980	25.534	22.459	104.820	79.779
7	16:21:22.784	1:02.140	18.079	23.206	20.855	108.059	91.411	7	16:22:08.137	1:06.143	20.865	24.261	21.017	87.557	82.657
8	16:22:24.729	1:01.945	17.819	23.336	20.790	108.059	90.663	8	16:23:11.008	1:02.871	18.592	23.431	20.848	109.845	89.927
9	16:23:26.757	1:02.028	17.927	23.228	20.873	108.411	90.663	9	16:24:14.553	1:03.545	18.532	23.797	21.216	111.879	90.663
10	16:24:29.157	1:02.400	18.101	23.397	20.902	108.235	89.684	10	16:25:18.288	1:03.735	18.728	23.940	21.067	112.067	89.927
11	16:25:31.976	1:02.819	18.205	23.431	21.183	108.766	90.049	11	16:26:19.734	1:01.446	18.091	22.797	20.558	111.503	94.130
12	16:26:38.454	1:06.478	18.749	24.996	22.733	101.305	84.015	(66) Duncan O'NEILL							
(49) Raymond BOYD															
1	16:15:07.109	1:03.377	19.289	23.218	20.870	69.370	96.313	1	16:15:18.346	1:11.905	21.554	27.079	23.272	63.777	75.690
2	16:16:13.048	1:05.939	19.564	24.209	22.166	113.795	75.777	2	16:16:28.743	1:10.397	19.914	26.678	23.805	90.540	76.299
3	16:17:17.047	1:03.999	18.938	23.459	21.602	99.336	90.293	3	16:17:36.566	1:07.823	19.873	24.629	23.321	89.203	75.432
4	16:18:20.177	1:03.130	18.613	23.241	21.276	95.346	94.398	4	16:18:44.966	1:08.400	19.911	24.646	23.843	89.203	76.651
5	16:19:27.993	1:07.816	19.449	24.239	24.128	91.917	92.300	5	16:19:53.074	1:08.108	19.845	24.882	23.381	89.563	76.562
6	16:20:34.234	1:06.241	20.294	24.208	21.739	102.714	85.972	6	16:21:00.915	1:07.841	19.785	24.548	23.508	88.726	76.562
7	16:21:38.347	1:04.113	18.969	23.867	21.277	106.671	91.537	7	16:22:08.666	1:07.751	20.122	24.366	23.263	89.563	75.604
8	16:22:41.279	1:02.932	18.294	23.868	20.770	116.794	94.937	8	16:23:16.728	1:08.062	20.061	24.621	23.380	91.663	75.863
9	16:23:44.144	1:02.865	18.759	23.293	20.813	108.944	95.073	9	16:24:24.905	1:08.177	20.289	24.653	23.235	90.663	74.922
10	16:24:46.744	1:02.600	18.374	23.646	20.580	111.317	94.532	10	16:25:34.100	1:09.195	20.314	24.988	23.893	90.049	75.690
11	16:25:49.189	1:02.445	18.644	23.283	20.518	113.406	94.398	11	16:26:43.206	1:09.106	20.034	25.116	23.956	89.563	75.007
12	16:26:52.749	1:03.560	18.976	23.684	20.900	117.621	92.300	(101) Stuart THORBURN							
(20) William CONWAY															
1	16:15:11.401	1:06.124	20.196	23.492	22.436	66.656	81.842	1	16:18:09.055	1:22.935	27.028	28.081	27.826	35.481	65.603
2	16:16:16.285	1:04.884	19.266	23.195	22.423	92.945	81.742	2	16:19:25.501	1:16.446	22.737	28.712	24.997	72.313	70.324
3	16:17:20.698	1:04.413	18.822	23.544	22.047	94.130	82.044	3	16:20:42.468	1:16.967	26.137	26.703	24.127	77.817	68.938
4	16:18:25.616	1:04.918	19.159	23.203	22.556	95.209	82.044	4	16:21:50.874	1:08.406	22.707	24.262	21.437	85.200	74.922
5	16:19:30.176	1:04.560	19.030	23.376	22.154	93.468	81.441	5	16:22:56.024	1:05.150	19.088	23.941	22.121	98.746	85.309
6	16:20:35.969	1:05.793	19.165	23.436	23.192	94.532	82.554	6	16:24:00.348	1:04.324	18.812	23.302	22.210	98.453	85.972
7	16:21:40.272	1:04.303	18.740	22.927	22.636	94.667	81.943	7	16:25:03.242	1:02.894	19.134	23.110	20.650	100.844	83.909
8	16:22:43.872	1:03.600	18.555	22.762	22.283	93.864	81.541	8	16:26:05.125	1:01.883	18.485	22.736	20.662	104.000	86.871
9	16:23:47.670	1:03.798	18.777	22.931	22.090	95.346	81.441	9	16:27:06.751	1:01.626	18.410	22.614	20.602	104.491	87.098
10	16:24:52.538	1:04.868	18.634	22.873	23.361	94.532	80.847	(17) Charlie COPE							
11	16:25:56.510	1:03.972	18.802	23.051	22.119	93.732	80.650	1	16:15:14.566	1:06.849	21.220	24.265	21.364	62.932	85.091
12	16:27:00.430	1:03.920	18.656	23.202	22.062	94.802	80.945	2	16:16:16.880	1:02.314	18.450	22.956	20.908	103.193	88.138
(5) Michael LONGSTAFFE															
1	16:15:17.050	1:10.437	21.192	26.673	22.572	69.081	79.971	3	16:17:19.100	1:02.220	18.423	22.848	20.949	104.986	89.684
2	16:														



Lap times

Bulletin No. _____



Scottish Championship Raceday

Scottish Classic Sports & Saloon Championship

Knockhill 1.267 miles

Race 10 - 2nd Race

06/05/2018 15:40

Race (12 Laps) started at 16:13:57

Lap	Time of Day	Lap Tm	S1	S2	S3	SFSpd	S1Spd	Lap	Time of Day	Lap Tm	S1	S2	S3	SFSpd	S1Spd
4	16:18:03.306	1:00.389	17.250	22.700	20.439	121.049	98.746								

Clerk of the Course.

Orbits

Sig : Time :

Chief Timekeeper : Ian Sharp (SMART Timing)

Results available at www.speedhive.com and www.smart-timing.co.uk

Printed: 06/05/2018 16:32:50





Scottish Championship Raceday

Lapchart

Scottish Classic Sports & Saloon Championship

Knockhill 1.267 miles

Race 10 - 2nd Race

06/05/2018 15:40

Race (12 Laps) started at 16:13:57

Competitors	Laps												
	0	1	2	3	4	5	6	7	8	9	10	11	12
John KINMOND (63)	1	63	63	63	63	63	78	78	78	78	78	78	78
Andrew GRAHAM (78)	2	78	78	78	78	78	1	1	1	1	1	1	1
Raymond BOYD (49)	3	49	49	1	1	1	21	21	21	21	21	21	21
Jimmy CROW (21)	4	21	21	49	21	21	17	17	49	49	49	49	49
Alastair BAPTIE (1)	5	1	1	21	49	49	49	49	20	20	20	20	20
William CONWAY (20)	6	20	20	20	17	17	20	20	33	5	5	5	5
Martin RAMSAY (33)	7	33	33	17	20	20	33	33	5	33	33	33	33
Duncan O'NEILL (66)	8	66	17	33	33	33	5	5	57	57	57	57	57
Michael LONGSTAFFE (5)	9	5	57	5	5	5	66	66	66	66	66	66	66
Bruce MITCHELL (57)	10	57	5	66	66	66	57	57	101	101	101		
Charlie COPE (17)	11	17	66	57	57	57	101	101					
Stuart THORBURN (101)	12	101	101	101	101	101							
-	13												

Margin of Victory	Avg. Speed	Best Lap Tm	Best Speed	Best Lap by
2.750	73.915	59.266	76.955	78 - Andrew GRAHAM

Clerk of the Course.

Orbits

Sig : Time :
Chief Timekeeper : Ian Sharp (SMART Timing)

Results available at www.speedhive.com and www.smart-timing.co.uk

Printed: 06/05/2018 16:33:27



Scottish Championship Raceday
Sorted on Laps
SMTA Fiesta Hot Hatch Championship / Scottish BMW
Knockhill 1.267 miles
Race 11 - 2nd Race
06/05/2018 16:05
Race (12 Laps) started at 16:36:34

Pos	No.	Name	Make/Model	CC	Class Code	Laps	Total Tm	Diff	Best Tm	In Lap	2nd Best
1	1	Wayne MacCAULAY	Ford Fiesta ST	2000	ST	12	12:34.259		1:01.377	4	1:01.415
2	67	Mark GERAGHTY	Ford Fiesta ST	2000	Guest	12	12:43.019	8.760	1:02.029	2	1:02.676
3	27	Cameron BRYANT	Ford Fiesta ST	2000	ST	12	12:44.229	9.970	1:02.769	8	1:02.776
4	14	John BALFOUR	Ford Fiesta ST	2000	ST	12	12:48.304	14.045	1:02.737	3	1:02.823
5	85	Blair MURDOCH	Ford Fiesta ST	2000	ST	12	12:48.428	14.169	1:02.589	7	1:02.816
6	37	Russell MORGAN	Ford Fiesta ST	2000	ST	12	13:03.073	28.814	1:03.391	6	1:03.547
7	3	Stewart SCOTT	Ford Fiesta ST	2000	ST	12	13:03.365	29.106	1:03.525	12	1:03.909
8	5	Lorn MURRAY	Ford Fiesta ST	2000	ST	12	13:04.130	29.871	1:03.534	9	1:03.587
9	98	Gordon HASTON	Ford Fiesta ST	2000	ST	12	13:16.326	42.067	1:04.385	5	1:04.785

Margin of Victory	Avg. Speed	Best Lap Tm	Best Speed	Best Lap by
8.760	72.561	1:01.377	74.309	1 - Wayne MacCAULAY

Clerk of the Course.

Orbits

 Sig : Time :
 Chief Timekeeper : Ian Sharp (SMART Timing)

 Results available at www.speedhive.com and www.smart-timing.co.uk

Printed: 06/05/2018 16:49:35



Scottish Championship Raceday

SMTA Fiesta Hot Hatch Championship / Scottish BMW

Knockhill 1.267 miles

Race 11 - 2nd Race

06/05/2018 16:05

Race (12 Laps) started at 16:36:34

Lap	Time of Day	Lap Tm	S1	S2	S3	SFSpd	S1Spd	Lap	Time of Day	Lap Tm	S1	S2	S3	SFSpd	S1Spd
(1) Wayne MacCAULAY								(3) Stewart SCOTT							
1	16:37:44.270	1:03.411	20.005	22.367	21.039	62.167	82.248	3	16:40:00.393	1:03.958	18.885	23.145	21.928	100.084	81.242
2	16:38:45.735	1:01.465	18.203	22.111	21.151	101.926	83.698	4	16:41:04.197	1:03.804	18.845	23.473	21.486	100.997	81.842
3	16:39:47.150	1:01.415	18.133	22.281	21.001	101.926	83.592	5	16:42:09.364	1:05.167	18.773	23.090	23.304	100.387	82.452
4	16:40:48.527	1:01.377	18.072	22.171	21.134	101.151	83.698	6	16:43:12.755	1:03.391	18.673	23.007	21.711	99.784	82.248
5	16:41:50.136	1:01.609	18.061	22.395	21.153	101.305	83.909	7	16:44:17.853	1:05.098	19.082	22.872	23.144	100.387	81.641
6	16:42:52.339	1:02.203	18.180	22.738	21.285	101.615	82.760	8	16:45:21.402	1:03.549	18.622	22.918	22.009	99.336	82.146
7	16:43:54.672	1:02.333	18.185	22.880	21.268	101.615	82.146	9	16:46:25.016	1:03.614	18.722	22.912	21.980	99.485	81.541
8	16:44:57.677	1:03.005	18.887	23.012	21.106	99.934	80.358	10	16:47:29.825	1:04.809	18.758	23.260	22.791	101.305	80.358
9	16:46:00.031	1:02.354	18.440	22.724	21.190	100.084	82.146	11	16:48:33.372	1:03.547	18.842	22.759	21.946	99.784	80.164
10	16:47:02.874	1:02.843	18.543	22.996	21.304	100.084	80.650	12	16:49:37.226	1:03.854	18.660	23.041	22.153	99.784	81.143
11	16:48:05.748	1:02.874	18.571	23.084	21.219	99.634	81.441	(67) Mark GERAGHTY							
12	16:49:08.412	1:02.664	18.675	22.711	21.278	99.934	80.650	1	16:37:50.190	1:08.136	21.471	24.304	22.361	66.857	78.553
(67) Mark GERAGHTY								2	16:38:54.983	1:04.793	18.862	23.854	22.077	99.040	82.044
1	16:37:45.165	1:04.221	20.303	22.796	21.122	63.171	82.760	3	16:39:59.314	1:04.331	18.635	23.529	22.167	100.539	81.143
2	16:38:47.194	1:02.029	18.239	22.551	21.239	101.926	83.487	4	16:41:03.436	1:04.122	18.952	23.138	22.032	98.308	81.742
3	16:39:50.937	1:03.743	19.204	22.980	21.559	101.151	76.562	5	16:42:07.996	1:04.560	19.064	23.252	22.244	98.599	81.943
4	16:40:53.724	1:02.787	18.761	22.605	21.421	99.784	81.441	6	16:43:12.329	1:04.333	19.095	23.172	22.066	97.443	81.341
5	16:41:56.507	1:02.783	18.643	22.790	21.350	99.336	81.842	7	16:44:16.435	1:04.106	18.851			98.599	81.842
6	16:42:59.400	1:02.893	18.741	22.792	21.360	99.485	81.842	8	16:45:20.595	1:04.160	19.035	23.167	21.958	98.746	82.044
7	16:44:02.076	1:02.676	18.702	22.616	21.358	99.485	81.341	9	16:46:24.504	1:03.909	18.759	23.185	21.965	98.893	80.847
8	16:45:04.906	1:02.830	18.785	22.551	21.494	99.485	81.541	10	16:47:30.064	1:05.560	19.398	23.638	22.524	98.162	80.847
9	16:46:07.979	1:03.073	18.686	22.829	21.558	99.336	81.044	11	16:48:33.993	1:03.929	18.840	23.219	21.870	98.746	81.541
10	16:47:10.954	1:02.975	18.746	22.794	21.435	99.485	80.748	12	16:49:37.518	1:03.525	18.329	23.144	22.052	99.485	82.146
11	16:48:13.736	1:02.782	18.755	22.618	21.409	99.336	81.341	(5) Lorn MURRAY							
12	16:49:17.172	1:03.436	18.836	23.040	21.560	99.485	81.044	1	16:37:50.569	1:08.124	21.670	24.529	21.925	65.474	79.971
(27) Cameron BRYANT								2	16:38:55.622	1:05.053	19.156	23.527	22.370	100.235	81.341
1	16:37:46.177	1:04.794	20.102	23.401	21.291	64.898	81.341	3	16:39:59.934	1:04.312	18.976	23.387	21.949	99.188	80.553
2	16:38:48.953	1:02.776	18.477	22.825	21.474	101.926	82.452	4	16:41:05.277	1:05.343	19.198	24.244	21.901	99.934	80.455
3	16:39:52.008	1:03.055	18.794	22.934	21.327	100.691	82.760	5	16:42:09.674	1:04.397	18.933	23.411	22.053	98.746	80.358
4	16:40:55.076	1:03.068	18.634	23.019	21.415	101.151	82.452	6	16:43:13.751	1:04.077	19.106	23.284	21.687	99.188	80.358
5	16:41:57.996	1:02.920	18.481	22.989	21.450	100.844	82.349	7	16:44:18.145	1:04.394	18.867	23.225	22.302	99.634	80.455
6	16:43:00.782	1:02.786	18.335	23.019	21.432	101.305	82.452	8	16:45:22.113	1:03.968	19.017	23.118	21.833	98.308	80.067
7	16:44:03.601	1:02.819	18.412	22.933	21.474	100.997	81.742	9	16:46:25.647	1:03.534	18.832	22.993	21.709	98.893	80.164
8	16:45:06.370	1:02.769	18.440	22.861	21.468	100.997	82.349	10	16:47:30.273	1:04.626	18.964	23.448	22.214	99.336	79.875
9	16:46:09.476	1:03.106	18.577	23.162	21.367	100.997	81.842	11	16:48:34.696	1:04.423	19.378	23.155	21.890	98.893	79.779
10	16:47:12.516	1:03.040	18.650	22.907	21.483	100.997	81.842	12	16:49:38.283	1:03.587	18.917	22.993	21.677	99.634	79.875
11	16:48:15.343	1:02.827	18.392	23.005	21.430	101.151	82.452	(98) Gordon HASTON							
12	16:49:18.382	1:03.039	18.416	22.995	21.628	101.151	81.943	1	16:37:52.181	1:09.112	20.737	25.790	22.585	66.060	77.364
(14) John BALFOUR								2	16:38:56.966	1:04.785	19.192	23.468	22.125	95.483	78.276
1	16:37:46.940	1:04.766	19.930			66.656	82.146	3	16:40:01.889	1:04.923	19.220	23.499	22.204	96.035	77.185
2	16:38:49.984	1:03.044	18.764	22.795	21.485	102.240	81.341	4	16:41:07.028	1:05.139	19.251	23.487	22.401	94.264	76.917
3	16:39:52.721	1:02.737	18.798	22.685	21.254	101.151	81.242	5	16:42:11.413	1:04.385	19.121	22.927	22.337	94.532	77.636
4	16:40:55.548	1:02.827	18.557	22.768	21.502	101.460	81.242	6	16:43:16.310	1:04.897	19.151	23.367	22.379	93.997	77.636
5	16:41:58.597	1:03.049	18.626	23.015	21.408	101.305	80.945	7	16:44:21.917	1:05.607	19.271	23.465	22.871	94.130	76.651
6	16:43:01.538	1:02.941	18.461	22.908	21.572	100.997	81.341	8	16:45:27.604	1:05.687	19.513	23.427	22.747	93.076	75.432
7	16:44:04.361	1:02.823	18.429	22.940	21.454	100.387	81.143	9	16:46:33.081	1:05.477	19.236	23.809	22.432	93.468	75.604
8	16:45:07.521	1:03.160	18.741	22.933	21.486	100.539	79.779	10	16:47:38.445	1:05.364	19.548	23.180	22.636	93.864	76.299
9	16:46:10.621	1:03.100	18.589	22.923	21.588	100.084	80.067	11	16:48:44.091	1:05.646	19.375	23.617	22.654	93.468	76.474
10	16:47:14.435	1:03.814	18.881	22.994	21.939	100.084	79.875	12	16:49:50.479	1:06.388	19.679	23.558	23.151	92.686	76.386
11	16:48:17.965	1:03.530	18.841	22.632	22.057	99.784	80.358	(85) Blair MURDOCH							
12	16:49:22.457	1:04.492	18.845	23.010	22.637	99.485	79.875	1	16:37:47.467	1:05.806	20.418	24.010	21.378	63.412	80.650
(37) Russell MORGAN								2	16:38:50.470	1:03.003	18.595	23.075	21.333	103.193	82.554
1	16:37:51.228	1:09.075	21.949	25.090	22.036	65.733	75.777	3	16:39:53.321	1:02.851	18.650	22.971	21.230	102.240	82.554
2	16:38:56.435	1:05.207	18.979	23.387	22.841	101.460	81.943	4	16:40:56.794	1:03.473	18.673	23.272	21.528	102.240	82.452

Clerk of the Course.

 Sig : _____ Time : _____
 Chief Timekeeper : Ian Sharp (SMART Timing)

 Results available at www.speedhive.com and www.smart-timing.co.uk

Printed: 07/05/2018 08:02:42

Orbits



Scottish Championship Raceday

Lapchart

SMTA Fiesta Hot Hatch Championship / Scottish BMW

Knockhill 1.267 miles

Race 11 - 2nd Race

06/05/2018 16:05

Race (12 Laps) started at 16:36:34

Competitors	Laps												
	0	1	2	3	4	5	6	7	8	9	10	11	12
Wayne MacCAULAY (1)	1	1	1	1	1	1	1	1	1	1	1	1	1
Mark GERAGHTY (67)	2	67	67	67	67	67	67	67	67	67	67	67	67
Cameron BRYANT (27)	3	27	27	27	27	27	27	27	27	27	27	27	27
Blair MURDOCH (85)	4	85	14	14	14	14	14	14	14	14	14	14	14
Stewart SCOTT (3)	5	3	85	85	85	85	85	85	85	85	85	85	85
Russell MORGAN (37)	6	37	3	3	3	3	3	3	3	3	37	37	37
John BALFOUR (14)	7	14	5	5	5	37	37	37	37	37	3	3	3
Lorn MURRAY (5)	8	5	37	37	37	5	5	5	5	5	5	5	5
Gordon HASTON (98)	9	98	98	98	98	98	98	98	98	98	98	98	98

Margin of Victory	Avg. Speed	Best Lap Tm	Best Speed	Best Lap by
8.760	72.561	1:01.377	74.309	1 - Wayne MacCAULAY

Clerk of the Course.

Orbits

 Sig : Time :
 Chief Timekeeper : Ian Sharp (SMART Timing)

 Results available at www.speedhive.com and www.smart-timing.co.uk

Printed: 07/05/2018 08:03:42



Scottish Championship Raceday

Sorted on Laps

Celtic Speed Mini Cooper Cup

Knockhill 1.267 miles

Race 12 - 3rd Race

06/05/2018 16:30

Race (9 Laps) started at 16:57:56

Pos	No.	Name	Make/Model	CC	Class Code	Laps	Total Tm	Diff	Best Tm	In Lap	2nd Best
1	24	John DUNCAN	Mini Cooper	1600	SM	9	9:44.295		1:03.159	5	1:03.545
2	23	Ian MUNRO	Mini Cooper	1600	SM	9	9:47.054	2.759	1:03.749	5	1:03.982
3	5	David SLEIGH	Mini Cooper	1600	SM	9	9:47.123	2.828	1:03.367	4	1:03.494
4	95	Craig BLAKE	Mini Cooper	1600	SMN	9	9:47.874	3.579	1:03.939	7	1:03.996
5	52	Simon HOLDERNESS	Mini Cooper	1600	SM	9	9:50.533	6.238	1:03.647	4	1:03.901
6	7	Michael WEDDELL	Mini Cooper	1600	SMN	9	9:51.149	6.854	1:03.739	4	1:03.939
7	4	Dominic WHEATLEY	Mini Cooper	1600	SM	9	9:51.332	7.037	1:03.389	7	1:03.415
8	8	Hannah CHAPMAN	Mini Cooper	1600	SM L	9	9:51.920	7.625	1:04.209	9	1:04.233
9	28	David McNAUGHTON	Mini Cooper	1600	SM	9	9:52.083	7.788	1:03.492	4	1:03.678
10	26	William BLAKE	Mini Cooper	1600	SM	9	9:52.422	8.127	1:03.861	6	1:03.920
11	21	Ross WILKINSON	Mini Cooper	1600	SMN	9	9:54.010	9.715	1:04.024	6	1:04.046
12	16	Craig DILLON	Mini Cooper	1600	SMN	9	9:54.206	9.911	1:04.048	4	1:04.085
13	50	Andrew BELL	Mini Cooper	1600	SM	9	10:04.491	20.196	1:05.233	5	1:05.242
14	55	Fiona KINDNESS	Mini Cooper	1600	SM L	9	10:08.241	23.946	1:05.432	4	1:05.928
15	77	Ashleigh MORRIS	Mini Cooper	1600	SM L	9	10:09.242	24.947	1:05.494	7	1:05.567
16	30	David LONG	Mini Cooper	1600	SMN	9	10:10.731	26.436	1:05.699	9	1:06.032
Not classified											
DNS	81	Douglas SIMPSON	Mini Cooper	1600	SM			DNS		0	
DNS	10	Jake HUTCHISON	Mini Cooper	1600	SMN			DNS		0	

Margin of Victory	Avg. Speed	Best Lap Tm	Best Speed	Best Lap by
2.759	70.251	1:03.159	72.212	24 - John DUNCAN

Clerk of the Course.

Orbits

 Sig : Time :
 Chief Timekeeper : Ian Sharp (SMART Timing)

 Results available at www.speedhive.com and www.smart-timing.co.uk

Printed: 06/05/2018 17:12:00



Scottish Championship Raceday

Celtic Speed Mini Cooper Cup

Knockhill 1.267 miles

Race 12 - 3rd Race

06/05/2018 16:30

Race (9 Laps) started at 16:57:56

Lap	Time of Day	Lap Tm	S1	S2	S3	SFSpd	S1Spd	Lap	Time of Day	Lap Tm	S1	S2	S3	SFSpd	S1Spd
(24) John DUNCAN															
1	16:59:10.564	1:06.287	20.753	23.336	22.198	62.813	77.636	7	17:05:39.040	1:03.389	18.816			93.337	79.209
2	17:00:14.129	1:03.565	19.033	22.543	21.989	92.300	78.092	8	17:06:42.675	1:03.635	18.774			95.896	78.739
3	17:01:17.928	1:03.799	18.793	23.099	21.907	94.130	78.184	9	17:07:48.016	1:05.341	19.240	23.178	22.923	93.600	75.863
4	17:02:22.312	1:04.384	19.069	23.083	22.232	93.206	78.000	(8) Hannah CHAPMAN							
5	17:03:25.471	1:03.159	18.573	22.618	21.968	92.945	78.276	1	16:59:11.051	1:06.549	21.297	23.289	21.963	62.517	76.386
6	17:04:29.016	1:03.545	18.765	22.902	21.878	92.300	78.184	2	17:00:15.385	1:04.334	19.141	23.127	22.066	94.130	78.553
7	17:05:32.719	1:03.703	18.849	22.754	22.100	92.300	78.276	3	17:01:20.109	1:04.724	18.901	23.036	22.787	93.076	77.909
8	17:06:36.603	1:03.884	18.773	22.981	22.130	91.790	78.276	4	17:02:24.342	1:04.233	19.041	23.149	22.043	90.787	78.553
9	17:07:40.979	1:04.376	18.762	23.089	22.525	92.172	78.092	5	17:03:28.620	1:04.278	18.868	23.046	22.364	94.398	78.368
(23) Ian MUNRO															
1	16:59:09.667	1:06.060	20.723	23.115	22.222	59.177	76.917	6	17:04:35.643	1:07.023	19.517	24.369	23.137	94.398	77.364
2	17:00:13.742	1:04.075	18.908	22.963	22.204	91.036	77.274	7	17:05:40.035	1:04.392	18.970	23.301	22.121	91.790	78.646
3	17:01:17.838	1:04.096	18.964	22.974	22.158	91.160	77.095	8	17:06:44.395	1:04.360	18.956	23.053	22.351	94.398	78.092
4	17:02:22.618	1:04.780	19.217	23.430	22.133	92.686	76.299	9	17:07:48.604	1:04.209	18.898	23.001	22.310	92.816	77.909
5	17:03:26.367	1:03.749	18.797	22.887	22.065	93.732	77.817	(28) David McNAUGHTON							
6	17:04:30.369	1:04.002	18.850	22.954	22.198	92.816	78.092	1	16:59:11.680	1:07.761	22.196	23.452	22.113	59.924	75.777
7	17:05:34.530	1:04.161	18.940	22.870	22.351	92.300	77.636	2	17:00:16.136	1:04.456	19.088	22.951	22.417	94.532	78.276
8	17:06:38.512	1:03.982	19.008	22.831	22.143	91.917	77.274	3	17:01:21.367	1:05.231	19.120	24.009	22.102	91.537	78.833
9	17:07:43.738	1:05.226	19.357	23.308	22.561	93.337	77.006	4	17:02:24.859	1:03.492	18.758	22.614	22.120	94.264	78.926
(5) David SLEIGH															
1	16:59:12.074	1:08.316	22.778			61.647	75.092	5	17:03:29.035	1:04.176	18.902	22.842	22.432	95.483	79.588
2	17:00:16.124	1:04.050	19.173			95.896	77.909	6	17:04:33.825	1:04.790	19.565	23.331	21.894	95.073	77.909
3	17:01:20.132	1:04.008	18.743			96.035	78.833	7	17:05:38.554	1:04.729	19.246	23.533	21.950	95.073	76.828
4	17:02:23.499	1:03.367	18.877			92.044	77.726	8	17:06:45.089	1:06.535	20.939	22.783	22.813	95.758	74.502
5	17:03:26.993	1:03.494	18.781			94.532	79.493	9	17:07:48.767	1:03.678	18.833	22.705	22.140	93.600	77.909
6	17:04:30.551	1:03.558	18.989			92.172	78.000	(26) William BLAKE							
7	17:05:34.728	1:04.177	19.045			93.600	79.114	1	16:59:14.984	1:08.695	20.891	24.753	23.051	68.160	78.460
8	17:06:38.634	1:03.906	19.001			93.600	78.368	2	17:00:20.291	1:05.307	19.366	22.729	23.212	93.997	78.000
9	17:07:43.807	1:05.173	19.360			92.428	77.636	3	17:01:24.499	1:04.208	19.235	22.652	22.321	92.686	77.636
(95) Craig BLAKE															
1	16:59:10.609	1:06.803	20.917	23.370	22.516	59.020	76.828	4	17:02:28.526	1:04.027	19.085	22.579	22.363	94.130	78.553
2	17:00:14.605	1:03.996	19.199	22.665	22.132	91.663	78.184	5	17:03:32.732	1:04.206	19.067	22.846	22.293	93.732	79.209
3	17:01:18.633	1:04.028	18.732	23.090	22.206	93.600	78.460	6	17:04:36.593	1:03.861	18.819	22.958	22.084	94.667	79.020
4	17:02:23.043	1:04.410	19.036	23.168	22.206	93.206	77.909	7	17:05:40.933	1:04.340	18.911	23.145	22.284	95.073	79.020
5	17:03:27.072	1:04.029	18.706	22.896	22.427	94.398	78.553	8	17:06:45.186	1:04.253	18.865	23.151	22.237	95.073	78.739
6	17:04:31.163	1:04.091	18.936	22.930	22.225	91.160	78.926	9	17:07:49.106	1:03.920	18.962	22.606	22.352	94.398	78.460
7	17:05:35.102	1:03.939	18.947	22.759	22.233	93.864	78.368	(21) Ross WILKINSON							
8	17:06:39.274	1:04.172	19.002	22.825	22.345	93.997	78.000	1	16:59:12.830	1:07.844	21.473	24.062	22.309	63.716	76.386
9	17:07:44.558	1:05.284	18.961	23.951	22.372	93.732	78.184	2	17:00:16.876	1:04.046	19.144	22.835	22.067	95.620	78.833
(52) Simon HOLDERNES															
1	16:59:11.757	1:06.855	21.307	23.705	21.843	63.839	76.917	3	17:01:21.936	1:05.060	19.247	23.787	22.026	95.758	78.646
2	17:00:16.361	1:04.604	19.504	23.153	21.947	95.483	77.545	4	17:02:27.164	1:05.228	19.187	22.891	23.150	96.734	78.000
3	17:01:21.615	1:05.254	19.276	24.060	21.918	95.346	78.739	5	17:03:33.253	1:06.089	19.205	24.730	22.154	94.937	77.545
4	17:02:25.262	1:03.647	18.878	22.784	21.985	96.035	79.493	6	17:04:37.277	1:04.024	18.931	22.976	22.117	95.896	78.368
5	17:03:29.163	1:03.901	18.784	22.858	22.259	95.896	78.739	7	17:05:41.333	1:04.056	19.017	22.961	22.078	95.758	78.646
6	17:04:33.697	1:04.534	19.296	23.006	22.232	94.937	77.817	8	17:06:45.964	1:04.631	18.889	23.165	22.577	96.593	78.646
7	17:05:38.404	1:04.707	19.416	23.118	22.173	94.398	77.545	9	17:07:50.694	1:04.730	19.259	22.763	22.708	95.073	78.092
8	17:06:42.405	1:04.001	18.981	22.808	22.212	93.997	77.274	(16) Craig DILLON							
9	17:07:47.217	1:04.812	19.335	23.005	22.472	93.206	77.185	1	16:59:13.180	1:08.030	21.693	24.237	22.100	64.583	77.006
(7) Michael WEDDELL															
1	16:59:11.293	1:06.015	20.715	23.292	22.008	64.709	76.828	2	17:00:17.954	1:04.774	19.552	23.065	22.157	94.398	75.863
2	17:00:15.722	1:04.429	19.088	23.089	22.252	93.468	78.092	3	17:01:23.467	1:05.513	19.329	23.319	22.865	93.600	77.455
3	17:01:20.851	1:05.129	19.517	23.536	22.076	93.600	77.274	4	17:02:27.515	1:04.048	19.059	22.837	22.152	94.130	77.364
4	17:02:24.590	1:03.739	19.082	22.571	22.086	93.864	77.545	5	17:03:32.079	1:04.564	19.104	23.100	22.360	94.802	77.909
5	17:03:28.814	1:04.224	18.971	22.830	22.423	95.209	77.909	6	17:04:36.164	1:04.085	18.940	23.119	22.026	92.816	78.092
6	17:04:34.350	1:05.536	20.001	23.372	22.163	93.732	76.386	7	17:05:40.542	1:04.378	19.219	23.064	22.095	95.073	77.817
7	17:05:38.743	1:04.393	18.954	23.587	21.852	93.600	78.368	8	17:06:46.199	1:05.657	18.948	24.203	22.506	94.667	77.817
8	17:06:42.682	1:03.939	18.970	22.658	22.311	95.073	78.368	9	17:07:50.890	1:04.691	19.208	23.134	22.349	94.667	77.817
9	17:07:47.833	1:05.151	19.263	22.990	22.898	91.790	76.124	(50) Andrew BELL							
(4) Dominic WHEATLEY															
1	16:59:14.625	1:07.978	20.722	24.801	22.455	67.127	78.833	1	16:59:15.164	1:09.247	21.154	25.527	22.566	65.281	77.364
2	17:00:19.478	1:04.853	18.728	23.401	22.724	94.398	78.460	2	17:0						

Scottish Championship Raceday

Celtic Speed Mini Cooper Cup

Knockhill 1.267 miles

Race 12 - 3rd Race

06/05/2018 16:30

Race (9 Laps) started at 16:57:56

Lap	Time of Day	Lap Tm	S1	S2	S3	SFSpd	S1Spd	Lap	Time of Day	Lap Tm	S1	S2	S3	SFSpd	S1Spd
4	17:02:32.552	1:05.432	19.052	23.872	22.508	93.337	78.739								
5	17:03:38.894	1:06.342	19.062	24.087	23.193	93.076	78.553								
6	17:04:45.003	1:06.109	19.439	24.009	22.661	91.917	77.909								
7	17:05:51.230	1:06.227	19.004	24.322	22.901	92.428	78.368								
8	17:06:58.528	1:07.298	19.229	24.185	23.884	91.917	78.000								
9	17:08:04.925	1:06.397	19.553	24.276	22.568	90.293	77.545								

(77) Ashleigh MORRIS

1	16:59:17.350	1:10.737	21.425	25.323	23.989	64.395	75.176
2	17:00:25.297	1:07.947	19.603	23.798	24.546	88.845	74.838
3	17:01:31.056	1:05.759	19.295	23.423	23.041	88.608	75.007
4	17:02:37.085	1:06.029	19.380	23.665	22.984	90.171	75.262
5	17:03:43.191	1:06.106	19.267	23.793	23.046	90.171	75.262
6	17:04:49.004	1:05.813	19.299	23.401	23.113	90.049	74.670
7	17:05:54.498	1:05.494	19.246	23.267	22.981	88.608	74.754
8	17:07:00.065	1:05.567	19.341	23.214	23.012	89.203	74.754
9	17:08:05.926	1:05.861	19.298	23.432	23.131	89.563	74.670

(30) David LONG

1	16:59:17.126	1:10.622	21.447	25.138	24.037	63.716	76.917
2	17:00:23.791	1:06.665	19.273	24.087	23.305	90.293	76.917
3	17:01:30.197	1:06.406	19.737	23.971	22.698	90.171	76.211
4	17:02:36.391	1:06.194	19.717	23.816	22.661	90.540	76.474
5	17:03:42.423	1:06.032	19.582	23.762	22.688	91.411	76.739
6	17:04:49.588	1:07.165	19.958	24.448	22.759	91.286	71.922
7	17:05:55.648	1:06.060	19.447	23.550	23.063	92.300	77.274
8	17:07:01.716	1:06.068	19.465	23.761	22.842	91.917	76.917
9	17:08:07.415	1:05.699	19.485	23.576	22.638	91.286	76.474

Clerk of the Course.

Sig : Time :

Chief Timekeeper : Ian Sharp (SMART Timing)

 Results available at www.speedhive.com and www.smart-timing.co.uk

Printed: 06/05/2018 17:12:18

Orbits



Scottish Championship Raceday

Lapchart

Celtic Speed Mini Cooper Cup

Knockhill 1.267 miles

Race 12 - 3rd Race

06/05/2018 16:30

Race (9 Laps) started at 16:57:56

Competitors	Laps										
	0	1	2	3	4	5	6	7	8	9	
Ian MUNRO (23)	1	23	23	23	23	24	24	24	24	24	24
David SLEIGH (5)	2	5	24	24	24	23	23	23	23	23	23
Craig BLAKE (95)	3	95	95	95	95	95	5	5	5	5	5
David McNAUGHTON (28)	4	28	8	8	8	5	95	95	95	95	95
John DUNCAN (24)	5	24	7	7	5	8	8	52	52	52	52
Hannah CHAPMAN (8)	6	8	28	5	7	7	7	28	28	4	7
Simon HOLDERNESS (52)	7	52	52	28	28	28	28	7	7	7	4
Ross WILKINSON (21)	8	21	5	52	52	52	52	8	4	8	8
Craig DILLON (16)	9	16	21	21	21	4	4	4	8	28	28
Michael WEDDELL (7)	10	7	16	16	4	21	16	16	16	26	26
Fiona KINDNESS (55)	11	55	55	4	16	16	26	26	26	21	21
Andrew BELL (50)	12	50	4	26	26	26	21	21	21	16	16
William BLAKE (26)	13	26	26	55	50	50	50	50	50	50	50
David LONG (30)	14	30	50	50	55	55	55	55	55	55	55
Ashleigh MORRIS (77)	15	77	30	30	30	30	30	77	77	77	77
Dominic WHEATLEY (4)	16	4	77	77	77	77	77	30	30	30	30
-	17										
-	18										

Margin of Victory	Avg. Speed	Best Lap Tm	Best Speed	Best Lap by
2.759	70.251	1:03.159	72.212	24 - John DUNCAN

Clerk of the Course.

Orbits

 Sig : Time :
 Chief Timekeeper : Ian Sharp (SMART Timing)

 Results available at www.speedhive.com and www.smart-timing.co.uk

Printed: 06/05/2018 17:12:59



Scottish Championship Raceday

Sorted on Laps

Scottish Legends Championship

Knockhill 1.267 miles

Race 131- Final

06/05/2018 16:55

Race (12 Laps) started at 17:20:14

Pos	No.	Name	Make/Model	CC	Class Code	Laps	Total Tm	Diff	Best Tm	In Lap	2nd Best
1	37	Ivor GREENWOOD	Ford Coupe	1250	L	12	15:32.976		59.047	5	59.867
2	8	Jordan HODGSON	Ford Coupe	1250	L	12	15:33.693	0.717	59.509	5	59.982
3	15	Steven McGILL	Ford Coupe	1250	L	12	15:34.967	1.991	59.323	5	1:00.129
4	71	Ryan McLEISH	Ford Coupe	1250	L	12	15:35.533	2.557	58.835	5	59.433
5	52	Stewart BLACK	Ford Coupe	1250	L	12	15:39.774	6.798	58.823	5	1:00.347
6	75	Pino PALAZZO	Ford Sedan	1250	L	12	15:39.838	6.862	59.510	4	59.847
7	60	David NEWALL	Ford Coupe	1250	L	12	15:42.268	9.292	58.521	4	59.778
8	17	Billy WAIT	37 Ford	1250	L	12	15:43.727	10.751	1:01.428	5	1:01.439
9	5	Michael PAXTON	Ford Coupe	1250	L	12	15:43.830	10.854	1:00.332	4	1:01.034
10	69	Gerard McCOSH	Ford Coupe	1250	L	12	15:45.513	12.537	1:01.537	4	1:01.594
11	68	Charles FRASER	Ford Coupe	1250	Guest	12	15:48.324	15.348	1:01.691	4	1:02.089
12	16	John BUSHBY	Ford Coupe	1250	L	12	15:49.055	16.079	1:02.177	6	1:02.485
13	30	Mark FRENCH	Ford Coupe	1250	LR	12	16:05.051	32.075	1:04.621	2	1:05.416
14	1	John PATERSON	Ford Coupe	1250	L	12	16:16.837	43.861	58.900	5	59.183

Not classified

DNF	4	Colin McNEILL	Ford Coupe	1250	L	10	13:36.420	DNF	1:00.156	5	1:00.343
DNF	6	David HUNTER	Ford Coupe	1250	L	10	13:36.510	DNF	58.630	4	58.673
DNF	7	Duncan VINCENT	Ford Coupe	1250	L	9	12:33.388	DNF	59.993	5	1:00.004
DNF	85	Mark BEATY	Ford Coupe	1250	L	4	4:07.013	DNF	1:00.223	3	1:00.372
DNF	86	Jon CRITCHLOW	Chevy Sedan	1250	LR	4	4:17.092	DNF	1:02.297	2	1:02.571

Announcements

Race distance increased to 12 Laps - 2 laps completed behind the Safety Car.

Margin of Victory	Avg. Speed	Best Lap Tm	Best Speed	Best Lap by
0.717	58.662	58.521	77.935	60 - David NEWALL

Clerk of the Course.

Orbits

Sig : Time :

Chief Timekeeper : Ian Sharp (SMART Timing)

Results available at www.speedhive.com and www.smart-timing.co.uk

Printed: 06/05/2018 17:39:30



Scottish Championship Raceday

Scottish Legends Championship

Knockhill 1.267 miles

Race 131- Final

06/05/2018 16:55

Race (12 Laps) started at 17:20:14

Lap	Time of Day	Lap Tm	S1	S2	S3	SFSpd	S1Spd	Lap	Time of Day	Lap Tm	S1	S2	S3	SFSpd	S1Spd
(37) Ivor GREENWOOD								(60) David NEWALL							
1	17:21:16.877	1:00.739	18.433	22.281	20.025	87.442	93.997	3	17:23:20.522	1:00.008	17.527	21.787	20.694	104.327	91.160
2	17:22:17.585	1:00.708	17.875	22.572	20.261	110.392	95.209	4	17:24:20.032	59.510	17.672	21.693	20.145	103.838	94.130
3	17:23:18.801	1:01.216	17.753	22.080	21.383	110.209	94.130	5	17:25:19.879	59.847	17.643	22.033	20.171	108.588	93.997
4	17:24:18.668	59.867	17.697	21.978	20.192	107.360	92.816	6	17:26:23.821	1:03.942	17.548	22.073	24.321	107.534	94.667
5	17:25:17.715	59.047	17.284	21.619	20.144	105.990	93.997	7	17:28:25.893	2:02.072	24.335	43.483	54.254	64.835	57.339
6	17:26:17.884	1:00.169	17.752	21.782	20.635	107.534	91.160	8	17:30:58.084	2:32.191	40.377	1:01.956	49.858	35.691	34.220
7	17:28:20.870	2:02.986	20.684	48.658	53.644	103.033	50.118	9	17:32:48.642	1:50.558	38.089	45.473	26.996	36.236	37.802
8	17:30:52.907	2:32.037	41.209	1:00.252	50.576	29.549	34.685	10	17:33:50.614	1:01.972	19.367	22.445	20.160	105.319	91.537
9	17:32:47.088	1:54.181	38.477	47.061	28.643	36.315	40.034	11	17:34:53.528	1:02.914	18.535	23.648	20.731	108.766	92.557
10	17:33:47.017	59.929	17.785	21.521	20.623	101.305	92.557	12	17:35:54.412	1:00.884	18.276	21.971	20.637	103.353	90.049
11	17:34:47.121	1:00.104	18.089	21.625	20.390	104.000	92.044	(60) David NEWALL							
12	17:35:47.550	1:00.429	17.799	21.870	20.760	104.655	91.790	1	17:21:21.585	1:04.474	18.952	24.722	20.800	88.845	88.255
(8) Jordan HODGSON								2	17:22:23.061	1:01.476	17.583	23.243	20.650	111.503	94.802
1	17:21:16.541	1:00.912	18.805	22.098	20.009	84.657	92.945	3	17:23:22.863	59.802	17.217	21.996	20.589	107.014	94.398
2	17:22:17.338	1:00.797	17.776	22.563	20.458	110.945	94.532	4	17:24:21.384	58.521	17.055	21.346	20.120	110.945	95.209
3	17:23:18.176	1:00.838	17.719	22.100	21.019	108.411	92.428	5	17:25:21.162	59.778	17.957	21.633	20.188	109.303	95.758
4	17:24:18.158	59.982	17.771	21.719	20.492	103.514	92.172	6	17:26:26.255	1:05.093	17.390	21.860	25.843	107.708	95.073
5	17:25:17.667	59.509	17.590	21.557	20.362	104.000	92.428	7	17:28:29.088	2:02.833	25.108	43.821	53.904	54.562	58.091
6	17:26:18.141	1:00.474	18.094	21.866	20.514	105.152	93.337	8	17:31:01.912	2:32.824	41.271	1:03.191	48.362	35.652	28.932
7	17:28:21.608	2:03.467	21.736	48.242	53.489	104.986	46.570	9	17:32:49.793	1:47.881	37.607	44.648	25.626	34.133	41.124
8	17:30:53.986	2:32.378	41.738	1:00.366	50.274	28.932	32.402	10	17:33:54.208	1:04.415	19.230	22.878	22.307	107.708	89.443
9	17:32:47.369	1:53.383	38.459	46.674	28.250	33.245	38.193	11	17:34:56.598	1:02.390	18.144	22.619	21.627	109.303	93.206
10	17:33:47.559	1:00.190	18.129	21.710	20.351	104.986	91.663	12	17:35:56.842	1:00.244	18.196	21.827	20.221	107.708	92.428
11	17:34:47.668	1:00.109	18.083	21.714	20.312	107.534	92.557	(17) Billy WAIT							
12	17:35:48.267	1:00.599	18.057	22.031	20.511	108.059	91.790	1	17:21:18.978	1:03.515	18.997	23.695	20.823	79.588	92.686
(15) Steven McGILL								2	17:22:20.558	1:01.580	18.250	22.208	21.122	103.033	90.540
1	17:21:16.340	1:00.865	18.467	22.050	20.348	81.943	92.816	3	17:23:22.880	1:02.322	18.198	23.059	21.065	102.240	92.428
2	17:22:16.817	1:00.477	17.467	22.220	20.790	107.360	91.160	4	17:24:24.319	1:01.439	18.329	22.580	20.530	108.059	92.816
3	17:23:18.868	1:02.051	18.241	22.674	21.136	100.691	92.557	5	17:25:25.747	1:01.428	17.640	22.393	21.395	105.152	92.172
4	17:24:19.104	1:00.236	17.790	22.115	20.331	106.160	94.532	6	17:26:28.615	1:02.868	17.819	22.353	22.696	102.398	90.663
5	17:25:18.427	59.323	17.541	21.757	20.025	105.653	93.732	7	17:28:31.889	2:03.274	24.344	45.879	53.051	58.193	48.973
6	17:26:20.485	1:02.058	17.872	22.033	22.153	108.588	92.816	8	17:31:04.446	2:32.557	40.676	1:03.280	48.601	33.079	29.109
7	17:28:24.112	2:03.627	24.738	44.424	54.465	72.630	50.422	9	17:32:50.638	1:46.192	37.918	43.476	24.798	32.948	33.295
8	17:30:55.781	2:31.669	40.599	1:00.655	50.415	32.753	32.513	10	17:33:53.269	1:02.631	18.787	23.075	20.769	104.491	92.945
9	17:32:48.016	1:52.235	38.313	46.165	27.757	33.581	35.032	11	17:34:56.496	1:03.227	18.092	23.540	21.595	104.986	91.286
10	17:33:48.835	1:00.819	18.567	21.874	20.378	104.000	91.663	12	17:35:58.301	1:01.805	18.469	22.461	20.875	104.163	90.663
11	17:34:48.964	1:00.129	18.313	21.449	20.367	105.152	91.537	(5) Michael PAXTON							
12	17:35:49.541	1:00.577	18.080	21.992	20.505	104.491	91.663	1	17:21:21.002	1:05.001	19.911	24.197	20.893	83.698	90.171
(71) Ryan McLEISH								2	17:22:24.370	1:03.368	18.572	23.304	21.492	109.663	90.663
1	17:21:20.776	1:04.383	19.660	23.725	20.998	86.195	93.864	3	17:23:26.898	1:02.528	18.384	22.943	21.201	106.330	90.663
2	17:22:20.984	1:00.208	18.081	22.087	20.040	106.330	91.036	4	17:24:27.230	1:00.332	17.985	21.837	20.510	101.151	89.083
3	17:23:21.739	1:00.755	17.888	22.423	20.444	108.235	93.076	5	17:25:28.264	1:01.034	17.842	21.965	21.227	102.240	89.323
4	17:24:21.172	59.433	17.401	21.338	20.694	105.822	93.468	6	17:26:30.910	1:02.646	17.837	21.955	22.854	101.460	89.203
5	17:25:20.007	58.835	17.529	21.278	20.028	105.152	92.686	7	17:28:32.908	2:01.998	23.738	45.330	52.930	62.754	61.363
6	17:26:24.395	1:04.388	17.826	22.067	24.495	105.990	93.076	8	17:31:05.896	2:32.988	41.083	1:03.805	48.100	32.657	26.894
7	17:28:26.560	2:02.165	24.453	43.511	54.201	63.594	59.655	9	17:32:51.100	1:45.204	37.951	43.356	23.897	33.412	34.631
8	17:30:58.717	2:32.157	40.867	1:02.047	49.243	34.523	34.667	10	17:33:53.694	1:02.594	18.949	23.032	20.613	105.152	91.917
9	17:32:48.875	1:50.158	38.028	45.559	26.571	35.883	38.259	11	17:34:56.620	1:02.926	18.721	22.961	21.244	106.500	89.203
10	17:33:50.456	1:01.581	19.470	21.799	20.312	106.330	89.684	12	17:35:58.404	1:01.784	19.052	22.023	20.709	104.655	89.443
11	17:34:50.236	59.780	18.015	21.570	20.195	105.152	91.286	(69) Gerard McCOSH							
12	17:35:50.107	59.871	18.023	21.384	20.464	105.653	91.160	1	17:21:23.041	1:07.734	20.367	26.382	20.985	76.386	84.015
(52) Stewart BLACK								2	17:22:24.635	1:01.594	18.379	22.523	20.692	105.319	91.790
1	17:21:21.296	1:04.766	19.226	24.804	20.736	87.213	88.845	3	17:23:27.015	1:02.380	18.346	23.254	20.780	105.990	91.537
2	17:22:21.714	1:00.418	17.803	22.238	20.377	110.392	93.337	4	17:24:28.552	1:01.537	18.089	22.447	21.001	104.491	92.300
3	17:23:22.949	1:01.235	17.633	22.720	20.882	106.671	93.076	5	17:25:30.368	1:01.816	17.992	22.627	21.197	102.398	90.540
4	17:24:23.296	1:00.347	17.851	22.397	20.099	108.588	93.076	6	17:26:32.573	1:02.205	17.930	22.737	21.538	101.615	90.293
5	17:25:22.119	58.823	17.312	21.329	20.182	105.653	92.945	7	17:28:35.703	2:03.130	27.109	44.572	51.449	67.951	49.631
6	17:26:26.882	1:04.763	17.332	21.371	26.060	106.671	92.172	8	17:31:08.319	2:32.616	40.878	1:04.151	47.587	33.958	30.401
7	17:28:30.149	2:03.267	25.324	44.039	53.904	50.118	52.451	9	17:32:51.985	1:43.666	37.592	42.589	23.485	31.828	34.256
8	17:31:02.796	2:32.647	41.198	1:03.145	48.304	35.903	29.828	10	17:33:55.000	1:03.015	19.222	22.772	21.021	105.486	91.036
9	17:32:49.958	1:47.162	38.082	44.013	25.067	33.412	34.958	11	17:34:57.663	1:02.663	18.745	22.858	21.060	104.655	91.160
10	17:33:51.995	1:02.037	18.955	23.146	19.936	108.944	94.264	12	17:36:00.087	1:02.424	18.961	22.555	20.908	103.838	90.540
11	17:34:53.773	1:01.778	18.546	23.221	20.011	110.945	92.172	(68) Charles FRASER							
12	17:35:54.348	1:00.575	18.641	21.777	20.157	108.059	90.293	1	17:21:23.554	1:05.151	19.115			82.966	
(75) Pino PALAZZO								2	17:22:25.643	1:02.089	18.426			106.500	
1	17:21:20.472	1:04.163	19.356	23.604	21.203	85.639	92.428	3	17:23:28.395	1:02.752	18.813			100.997	

Scottish Championship Raceday

Scottish Legends Championship

Knockhill 1.267 miles

Race 131- Final

06/05/2018 16:55

Race (12 Laps) started at 17:20:14

Lap	Time of Day	Lap Tm	S1	S2	S3	SFSpd	S1Spd	Lap	Time of Day	Lap Tm	S1	S2	S3	SFSpd	S1Spd
7	17:28:38.279	2:00.334	23.709			68.582		1	17:21:16.963	1:00.137	18.637	21.837	19.663	87.557	94.802
8	17:31:09.983	2:31.704	40.231			32.213		2	17:22:17.431	1:00.468	17.613	22.487	20.368	106.842	94.532
9	17:32:53.386	1:43.403	37.580			29.224	33.513	3	17:23:18.203	1:00.772	17.395	21.868	21.509	110.209	93.600
10	17:33:56.514	1:03.128	19.365			105.152		4	17:24:18.207	1:00.004	17.820	22.145	20.039	100.235	93.732
11	17:34:59.636	1:03.122	19.452			102.714		5	17:25:18.200	59.993	18.299	21.516	20.178	103.353	89.684
12	17:36:02.898	1:03.262	18.748			103.514	87.557	6	17:26:18.974	1:00.774	17.669	22.191	20.914	105.152	93.337
(16) John BUSHBY															
1	17:21:20.230	1:05.095	19.614	24.100	21.381	77.455	88.138	7	17:28:36.929	2:02.262	26.015	45.077	51.170	93.732	89.337
2	17:22:24.038	1:03.808	18.616	23.432	21.760	103.193	91.537	8	17:31:09.135	2:32.206	40.552	1:04.704	46.950	34.576	31.904
3	17:23:26.939	1:02.901	18.322	23.180	21.399	104.000	90.540	9	17:32:52.629	1:43.494	37.629	42.718	23.147	31.156	33.872
4	17:24:30.005	1:03.066	18.628	22.991	21.447	100.844	91.537	10	17:33:56.415	1:03.786	19.485	23.150	21.151	105.822	90.787
5	17:25:32.490	1:02.485	18.038	23.084	21.363	101.770	89.203	11	17:34:59.572	1:03.157	18.897	23.022	21.238	104.000	89.323
6	17:26:34.667	1:02.177	17.876	23.013	21.288	101.151	89.323	12	17:36:03.629	1:04.057	18.480	23.668	21.909	103.193	88.490
(85) Mark BEATY															
1	17:21:20.301	1:04.689	19.625	23.854	21.210	81.742	91.663	1	17:21:23.386	1:05.680	19.371	25.221	21.088	85.091	91.160
2	17:22:20.673	1:00.372	18.111	21.899	20.362	106.500	92.300	2	17:22:25.683	1:02.297	18.336	22.638	21.323	107.187	91.411
3	17:23:20.896	1:00.223	17.938	21.850	20.435	104.163	92.557	3	17:23:29.095	1:03.412	18.777	24.049	20.586	103.033	89.805
4	17:24:21.587	1:00.691	17.743	21.616	21.332	107.534	93.076	4	17:24:31.666	1:02.571	18.172	23.265	21.134	104.163	90.416
(86) Jon CRITCHLOW															
1	17:21:20.301	1:04.689	19.625	23.854	21.210	81.742	91.663	1	17:21:20.577	1:03.910	19.195	23.705	21.010	89.083	92.557
2	17:22:20.673	1:00.372	18.111	21.899	20.362	106.500	92.300	2	17:22:20.653	1:00.076	18.000	22.191	19.885	108.059	93.206
3	17:23:20.896	1:00.223	17.938	21.850	20.435	104.163	92.557	3	17:23:36.973	1:06.454	19.464	24.018	22.972	93.337	76.562
4	17:24:21.587	1:00.691	17.743	21.616	21.332	107.534	93.076	4	17:24:42.389	1:05.416	19.041	23.567	22.808	91.036	82.657
(30) Mark FRENCH															
1	17:21:20.577	1:03.910	19.195	23.705	21.010	89.083	92.557	5	17:25:53.946	1:11.557	20.444	25.797	25.316	90.787	79.875
2	17:22:20.653	1:00.076	18.000	22.191	19.885	108.059	93.206	6	17:27:06.525	1:12.579	19.619	27.309	25.651	90.049	80.164
3	17:23:36.973	1:06.454	19.464	24.018	22.972	93.337	76.562	7	17:28:39.235	1:32.710	19.313	30.066	43.331	87.557	81.044
4	17:24:42.389	1:05.416	19.041	23.567	22.808	91.036	82.657	8	17:31:10.808	2:31.573	40.590	1:05.025	45.958	32.705	36.295
5	17:25:53.946	1:11.557	20.444	25.797	25.316	90.787	79.875	9	17:32:56.241	1:45.433	37.692	42.955	24.786	28.291	34.977
6	17:27:06.525	1:12.579	19.619	27.309	25.651	90.049	80.164	10	17:34:01.888	1:05.647	19.578	23.757	22.312	95.346	81.341
7	17:28:39.235	1:32.710	19.313	30.066	43.331	87.557	81.044	11	17:35:11.066	1:09.178	19.978	25.926	23.274	94.802	79.683
8	17:31:10.808	2:31.573	40.590	1:05.025	45.958	32.705	36.295	12	17:36:19.625	1:08.559	20.130	25.844	22.585	92.816	79.971
9	17:32:56.241	1:45.433	37.692	42.955	24.786	28.291	34.977	(1) John PATERSON							
10	17:34:01.888	1:05.647	19.578	23.757	22.312	95.346	81.341	1	17:21:20.577	1:03.910	19.195	23.705	21.010	89.083	92.557
11	17:35:11.066	1:09.178	19.978	25.926	23.274	94.802	79.683	2	17:22:20.653	1:00.076	18.000	22.191	19.885	108.059	93.206
12	17:36:19.625	1:08.559	20.130	25.844	22.585	92.816	79.971	3	17:23:36.973	1:06.454	19.464	24.018	22.972	93.337	76.562
(4) Colin McNEILL															
1	17:21:16.174	1:01.219	18.915	21.867	20.437	76.651	91.790	4	17:24:19.619	1:00.343	17.867	22.117	20.359	103.193	93.997
2	17:22:16.933	1:00.759	17.944	22.536	20.279	103.676	92.686	5	17:25:19.775	1:00.156	17.664	22.049	20.443	107.187	92.044
3	17:23:19.276	1:02.343	17.754	21.778	22.811	106.671	91.036	6	17:26:25.325	1:05.550	17.507	21.843	26.200	106.330	93.206
4	17:24:19.619	1:00.343	17.867	22.117	20.359	103.193	93.997	7	17:28:27.391	2:02.066	24.505	43.263	54.298	61.993	64.772
5	17:25:19.775	1:00.156	17.664	22.049	20.443	107.187	92.044	8	17:30:59.751	2:32.360	41.140	1:02.760	48.460	35.218	29.575
6	17:26:25.325	1:05.550	17.507	21.843	26.200	106.330	93.206	9	17:32:49.354	1:49.603	38.028	44.870	26.705	37.588	41.303
7	17:28:27.391	2:02.066	24.505	43.263	54.298	61.993	64.772	10	17:33:50.994	1:01.640	19.357	22.173	20.110	106.160	91.036
8	17:30:59.751	2:32.360	41.140	1:02.760	48.460	35.218	29.575	(6) David HUNTER							
9	17:32:49.354	1:49.603	38.028	44.870	26.705	37.588	41.303	1	17:21:21.896	1:04.947	19.292	24.921	20.734	88.845	91.663
10	17:33:50.994	1:01.640	19.357	22.173	20.110	106.160	91.036	2	17:22:23.929	1:02.033	17.594	23.153	21.286	111.130	95.209
(7) Duncan VINCENT															
1	17:21:21.896	1:04.947	19.292	24.921	20.734	88.845	91.663	3	17:23:22.928	58.999	17.251	21.524	20.224	106.842	93.732
2	17:22:23.929	1:02.033	17.594	23.153	21.286	111.130	95.209	4	17:24:21.558	58.630	17.407	21.325	19.898	110.760	94.398
3	17:23:22.928	58.999	17.251	21.524	20.224	106.842	93.732	5	17:25:20.231	58.673	17.576	21.281	19.816	110.760	93.997
4	17:24:21.558	58.630	17.407	21.325	19.898	110.760	94.398	6	17:26:25.786	1:05.555	17.984	22.023	25.548	110.026	93.206
5	17:25:20.231	58.673	17.576	21.281	19.816	110.760	93.997	7	17:28:28.038	2:02.252	24.802	43.485	53.965	55.380	59.495
6	17:26:25.786	1:05.555	17.984	22.023	25.548	110.026	93.206	8	17:31:00.529	2:32.491	41.219	1:03.131	48.141	35.903	30.373
7	17:28:28.038	2:02.252	24.802	43.485	53.965	55.380	59.495	9	17:32:49.447	1:48.918	38.096	44.561	26.261	35.162	39.534
8	17:31:00.529	2:32.491	41.219	1:03.131	48.141	35.903	30.373	10	17:33:51.084	1:01.637	19.319	22.411	19.907	108.588	91.286
9	17:32:49.447	1:48.918	38.096	44.561	26.261	35.162	39.534								
10	17:33:51.084	1:01.637	19.319	22.411	19.907	108.588	91.286								

Clerk of the Course.

Sig : Time :
Chief Timekeeper : Ian Sharp (SMART Timing)

Results available at www.speedhive.com and www.smart-timing.co.uk

Printed: 06/05/2018 17:39:53

Orbits





Scottish Championship Raceday

Lapchart

Scottish Legends Championship

Knockhill 1.267 miles

Race 131- Final

06/05/2018 16:55

Race (12 Laps) started at 17:20:14

Competitors	Laps												
	0	1	2	3	4	5	6	7	8	9	10	11	12
Colin McNEILL (4)	1	4	4	15	8	8	8	37	37	37	37	37	37
John BUSHBY (16)	2	16	15	4	7	7	37	8	8	8	8	8	8
Gerard McCOSH (69)	3	69	8	8	37	37	7	7	7	7	7	15	15
Billy WAIT (17)	4	17	37	7	15	15	15	15	15	15	15	71	71
Steven McGILL (15)	5	15	7	37	4	4	1	1	1	1	1	75	75
Mark BEATY (85)	6	85	17	75	1	1	4	75	75	75	75	4	52
Jordan HODGSON (8)	7	8	16	17	75	75	75	71	71	71	71	6	17
Michael PAXTON (5)	8	5	85	1	85	71	71	4	4	4	4	1	60
Ivor GREENWOOD (37)	9	37	75	85	71	60	6	6	6	6	6	52	5
Pino PALAZZO (75)	10	75	1	71	60	6	60	60	60	60	60	17	69
Ryan McLEISH (71)	11	71	71	52	17	85	52	52	52	52	52	5	16
Stewart BLACK (52)	12	52	5	60	6	52	17	17	17	17	17	60	68
John PATERSON (1)	13	1	52	6	52	17	5	5	5	5	5	69	1
Duncan VINCENT (7)	14	7	60	16	5	5	69	69	69	69	69	16	30
David HUNTER (6)	15	6	6	5	16	69	68	16	16	16	16	68	
David NEWALL (60)	16	60	69	69	69	16	16	68	68	68	68	30	
Jon CRITCHLOW (86)	17	86	86	68	68	68	30	30	30	30	30		
Mark FRENCH (30)	18	30	68	86	86	86							
Charles FRASER (68)	19	68	30	30	30	30							

Margin of Victory	Avg. Speed	Best Lap Tm	Best Speed	Best Lap by
0.717	58.662	58.521	77.935	60 - David NEWALL

Clerk of the Course.

Orbits

Sig : Time :
Chief Timekeeper : Ian Sharp (SMART Timing)

Results available at www.speedhive.com and www.smart-timing.co.uk

Printed: 06/05/2018 17:40:24



Race Results



Bulletin No. _____

Scottish Championship Raceday

Sorted on Laps

Scottish Saloons & Sportscars Championship

Knockhill 1.267 miles

Race 14 - 2nd Race

06/05/2018 17:20

Race (12 Laps) started at 17:54:53

Pos	No.	Name	Make/Model	CC	Class Code	Laps	Total Tm	Diff	Best Tm	In Lap	2nd Best
1	54	Andrew MORRISON	Seat Cupra TCR	1984	A2	12	11:20.275		54.692	4	54.798
2	29	Robert DRUMMOND	Ford Escort Cosworth	2000	A1	12	11:42.165	21.890	56.496	4	56.886
3	89	William ROBSON	Ford Focus RS	2522	B1	12	11:45.333	25.058	56.827	4	57.234
4	70	Oliver MORTIMER	Mini Cooper R53	1600	R53	12	11:56.802	36.527	58.388	3	58.407
5	27	Paul WILSON	Mini Cooper R53	2000	R53	12	11:58.105	37.830	58.463	8	58.515
6	62	Paul RANKIN	Westfield Aero		B2	12	12:05.293	45.018	59.074	6	59.205
7	83	Fraser JAMIESON	Mini Cooper R53	1600	R53	12	12:21.299	1:01.024	1:00.013	7	1:00.047
8	77	Jonny DREELAN	Mini Cooper R53	1600	Guest	11	11:20.890	1 Lap	1:00.004	7	1:00.132
9	26	Andrew PATERSON	BMW E36 318i	1796	B3	11	11:33.358	1 Lap	1:01.142	6	1:01.417

Not classified

DNF	43	Stuart BUCHAN	Mini Cooper R53	1600	R53	4	4:14.617	DNF	1:00.456	2	1:01.451
DNF	13	Alastair BAPTIE	MGB GT V8	3900	B1	2	2:08.240	DNF	1:00.558	2	1:00.908
DNS	16	Colin SIMPSON	Marcos Mantis	5000	A2			DNS		0	
DNS	4	Mark DAWSON	Seat Leon Supercopa	1994	A2			DNS		0	
DNS	34	Scott DUTHIE	BMW Z3	2500	B1			DNS		0	
DNS	9	Ron CUMMING	Nemesis Kit Car	2000	A3			DNS		0	
DNS	48	Alan DONCASTER	Mitsubishi EVO 6RS	2000	B1			DNS		0	

Announcements

New Track Record (1:01.142) for SMRC Sports/Sal. (B3) by Andrew PATERSON.

New Track Record (58.388) for SMRC Sports/Sal. (R53) by Oliver MORTIMER.

Margin of Victory	Avg. Speed	Best Lap Tm	Best Speed	Best Lap by
21.890	80.453	54.692	83.391	54 - Andrew MORRISON

Clerk of the Course.

Orbits

Sig : Time :

Chief Timekeeper : Ian Sharp (SMART Timing)

Results available at www.speedhive.com and www.smart-timing.co.uk

Printed: 07/05/2018 08:09:04





Scottish Championship Raceday

Scottish Saloons & Sportscars Championship

Knockhill 1.267 miles

Race 14 - 2nd Race

06/05/2018 17:20

Race (12 Laps) started at 17:54:53

Lap	Time of Day	Lap Tm	S1	S2	S3	SFSpd	S1Spd	Lap	Time of Day	Lap Tm	S1	S2	S3	SFSpd	S1Spd
(54) Andrew MORRISON															
1	17:56:00.299	59.787	18.219	21.792	19.776	77.006	103.033	3	17:58:03.055	1:00.359	18.064	22.543	19.752	98.308	98.308
2	17:56:58.056	57.757	16.255	21.262	20.240	124.217	103.838	4	17:59:03.352	1:00.297	17.879	22.640	19.778	111.503	98.308
3	17:57:53.607	55.551	16.343	20.865	18.343	119.741	102.240	5	18:00:02.587	59.235	17.040	22.329	19.866	114.579	98.308
4	17:58:48.299	54.692	15.879	20.421	18.392	122.613	103.676	6	18:01:01.661	59.074	16.967	22.161	19.946	113.795	100.844
5	17:59:43.097	54.798	15.832			122.613	104.000	7	18:02:01.302	59.641	17.232	22.516	19.893	112.067	98.453
6	18:00:38.096	54.999	15.951	20.422	18.626	122.839	103.193	8	18:03:00.507	59.205	16.818	22.297	20.090	113.795	101.305
7	18:01:33.278	55.182	16.134	20.519	18.529	122.839	103.353	9	18:03:59.791	59.284	16.817	22.353	20.114	105.822	97.729
8	18:02:29.289	56.011	16.267	20.900	18.844	122.162	103.033	10	18:04:59.866	1:00.075	16.849	23.098	20.128	110.026	95.896
9	18:03:25.259	55.970	16.436	20.737	18.797	120.391	103.353	11	18:05:59.349	59.483	16.925	22.204	20.354	112.257	98.453
10	18:04:21.669	56.410	16.436	20.613	19.361	121.492	102.556	12	18:06:58.863	59.514	16.887	22.468	20.159	110.945	96.313
11	18:05:17.825	56.156	16.367	20.971	18.818	120.174	102.240	(83) Fraser JAMIESON							
12	18:06:13.845	56.020	16.320	20.706	18.994	120.610	101.770	1	17:56:04.755	1:03.224	19.853	22.973	20.398	69.733	87.213
(29) Robert DRUMMOND								2	17:57:04.865	1:00.110	18.116	21.698	20.296	110.209	87.442
1	17:55:58.121	59.014	17.739	22.790	18.485	89.083	98.308	3	17:58:06.313	1:01.448	18.224	22.475	20.749	106.330	87.442
2	17:56:56.904	58.783	16.521	22.926	19.336	126.583	104.491	4	17:59:08.348	1:02.035	18.212	22.706	21.117	104.000	86.757
3	17:57:54.427	57.523	16.583	22.734	18.206	124.917	103.033	5	18:00:11.294	1:02.946	18.116	22.432	22.398	104.655	87.213
4	17:58:50.923	56.496	15.966	22.258	18.272	131.336	104.491	6	18:01:11.434	1:00.140	18.266	21.577	20.297	100.997	87.789
5	17:59:48.278	57.355	16.348	22.535	18.472	130.051	102.240	7	18:02:11.447	1:00.013	18.032			104.986	86.871
6	18:00:45.703	57.425	16.565	22.704	18.156	128.791	100.997	8	18:03:12.140	1:00.693	18.396	21.812	20.485	107.014	82.146
7	18:01:42.589	56.886	16.281	22.261	18.344	131.857	105.822	9	18:04:12.187	1:00.047	17.736	22.066	20.245	106.842	84.765
8	18:02:40.902	58.313	16.799	22.952	18.562	128.046	100.387	10	18:05:13.353	1:01.166	18.062			107.883	86.195
9	18:03:38.591	57.689	16.543	22.486	18.660	129.041	102.714	11	18:06:13.498	1:00.145	18.110	21.636	20.399	104.491	87.213
10	18:04:37.393	58.802	16.809	22.990	19.003	125.864	99.040	12	18:07:14.869	1:01.371	20.025	32.557	8.789	105.990	64.962
11	18:05:36.437	59.044	17.175	22.633	19.236	114.976	102.083	(77) Jonny DREELAN							
12	18:06:35.735	59.298	17.175	23.344	18.779	122.839	100.235	1	17:56:04.706	1:03.174	19.734	22.745	20.695	74.087	88.845
(89) William ROBSON								2	17:57:05.769	1:01.063	18.292	22.066	20.705	104.986	87.905
1	17:55:59.958	59.692	17.815	22.145	19.732	80.553	104.163	3	17:58:06.934	1:01.165	18.145	21.999	21.021	104.986	87.557
2	17:56:58.297	58.339	17.033	21.662	19.644	125.626	107.014	4	17:59:08.988	1:02.054	18.037	22.489	21.528	104.000	87.789
3	17:57:55.988	57.691	17.059	21.686	18.946	117.000	105.152	5	18:00:11.209	1:02.221	18.004	22.129	22.088	103.033	87.789
4	17:58:52.815	56.827	16.721	21.224	18.882	125.626	105.319	6	18:01:11.433	1:00.224	18.045	21.443	20.736	99.040	87.442
5	17:59:50.049	57.234	16.738	21.423	19.073	125.864	106.330	7	18:02:11.437	1:00.004	17.770	21.554	20.680	102.714	87.789
6	18:00:47.739	57.690	17.100	21.579	19.011	125.864	107.014	8	18:03:11.895	1:00.458	18.100	21.593	20.765	102.398	86.984
7	18:01:46.242	58.503	17.403	21.842	19.258	124.917	101.615	9	18:04:12.027	1:00.132	17.909	21.794	20.429	103.353	87.442
8	18:02:44.365	58.123	17.067	21.904	19.152	124.917	107.014	10	18:05:13.968	1:01.941	18.187	21.863	21.891	104.327	87.442
9	18:03:42.846	58.481	17.434	21.872	19.175	123.524	97.300	11	18:06:14.460	1:00.492	17.751	21.924	20.817	102.873	87.673
10	18:04:40.890	58.044	16.987	21.564	19.493	124.217	104.163	(26) Andrew PATERSON							
11	18:05:39.774	58.884	17.328	21.964	19.592	120.829	102.556	1	17:56:05.965	1:03.138	19.287	23.006	20.845	72.789	86.083
12	18:06:38.903	59.129	17.251	22.645	19.233	123.295	106.330	2	17:57:07.623	1:01.658	17.999	22.750	20.909	104.163	85.200
(70) Oliver MORTIMER								3	17:58:09.970	1:02.347	18.616	22.864	20.867	103.033	84.015
1	17:56:01.814	1:00.870	19.199			71.689	91.286	4	17:59:11.387	1:01.417	18.110	22.518	20.789	102.873	84.550
2	17:57:00.515	58.701	17.456			110.576	92.557	5	18:00:13.534	1:02.147	18.136	22.076	21.935	102.873	84.765
3	17:57:58.903	58.388	17.383			107.883	89.684	6	18:01:14.676	1:01.142	18.120	22.140	20.882	101.151	85.419
4	17:58:58.762	59.859	17.384			108.588	89.927	7	18:02:18.306	1:03.630	17.934	24.700	20.996	102.556	85.529
5	17:59:57.885	59.123	17.657			105.319	89.083	8	18:03:20.465	1:02.159	18.394	22.766	20.999	102.240	85.419
6	18:00:57.155	59.270	17.596			107.187	90.171	9	18:04:22.511	1:02.046	18.257	22.674	21.115	100.844	85.419
7	18:01:56.282	59.127	17.677			105.822	89.927	10	18:05:24.022	1:01.511	17.926	22.474	21.111	101.926	85.419
8	18:02:54.689	58.407	17.378			106.671	91.286	11	18:06:26.928	1:02.906	18.098	22.117	22.691	102.240	85.419
9	18:03:53.881	59.192	17.544			106.671	89.927	(43) Stuart BUCHAN							
10	18:04:52.459	58.578	17.427			106.500	90.663	1	17:56:04.319	1:02.877	19.581	22.673	20.623	74.754	88.138
11	18:05:51.340	58.881	17.508			107.708	90.293	2	17:57:04.775	1:00.456	17.987	21.818	20.651	106.330	87.673
12	18:06:50.372	59.032	17.457			107.187	90.787	3	17:58:06.226	1:01.451	18.126	22.452	20.873	105.486	87.673
(27) Paul WILSON								4	17:59:08.187	1:01.961	18.049	22.760	21.152	105.319	87.442
1	17:56:02.145	1:00.847	19.289	21.620	19.938	75.176	91.411	(13) Alastair BAPTIE							
2	17:57:02.117	59.972	17.890	21.518	20.564	110.392	90.663	1	17:56:01.252	1:00.908	18.089	22.868	19.951	79.875	100.691
3	17:58:01.553	59.436	18.066	21.152	20.218	106.671	88.964	2	17:57:01.810	1:00.558	17.422	22.610	20.526	115.777	97.158
4	17:59:00.706	59.153	17.826	21.054	20.273	106.671	88.255								
5	17:59:59.798	59.092	17.849	21.090	20.153	105.319	88.964								
6	18:00:58.983	59.185	17.659	21.266	20.260	105.486	88.372								
7	18:01:57.498	58.515	17.500	20.939	20.076	104.327	89.443								
8	18:02:55.961	58.463	17.479	20.971	20.013	105.486	88.490								
9	18:03:54.901	58.940	17.577	21.116	20.247	105.486	88.255								
10	18:04:53.634	58.733	17.486	21.076	20.171	104.986	88.490								
11	18:05:52.533	58.899	17.539	21.111	20.249	105.319	87.905								
12	18:06:51.675	59.142	17.589	21.168	20.385	105.486	88.138								
(62) Paul RANKIN															
1	17:56:02.993	1:02.638	20.021	22.792	19.825	79.683	92.428								
2	17:57:02.696	59.703	17.214	22.726	19.763	111.503	92.816								

Clerk of the Course.

Sig : Time :

Chief Timekeeper : Ian Sharp (SMART Timing)

Results available at www.speedhive.com and www.smart-timing.co.uk

Printed: 07/05/2018 08:09:37

Orbits





Scottish Championship Raceday

Lapchart

Scottish Saloons & Sportscars Championship

Knockhill 1.267 miles

Race 14 - 2nd Race

06/05/2018 17:20

Race (12 Laps) started at 17:54:53

Competitors	Laps												
	0	1	2	3	4	5	6	7	8	9	10	11	12
Robert DRUMMOND (29)	1	29	29	29	54	54	54	54	54	54	54	54	54
William ROBSON (89)	2	89	89	54	29	29	29	29	29	29	29	29	29
Alastair BAPTIE (13)	3	13	54	89	89	89	89	89	89	89	89	89	89
Paul RANKIN (62)	4	62	13	70	70	70	70	70	70	70	70	70	70
Andrew MORRISON (54)	5	54	70	13	27	27	27	27	27	27	27	27	27
Oliver MORTIMER (70)	6	70	27	27	62	62	62	62	62	62	62	62	62
Paul WILSON (27)	7	27	62	62	43	43	77	77	77	77	77	83	83
Stuart BUCHAN (43)	8	43	43	43	83	83	83	83	83	83	83	77	77
Fraser JAMIESON (83)	9	83	77	83	77	77	26	26	26	26	26	26	26
Jonny DREELAN (77)	10	77	83	77	26	26							
Andrew PATERSON (26)	11	26	26	26									
-	12												
-	13												
-	14												
-	15												
-	16												

Margin of Victory	Avg. Speed	Best Lap Tm	Best Speed	Best Lap by
21.890	80.453	54.692	83.391	54 - Andrew MORRISON

Clerk of the Course.

Sig : Time :
 Chief Timekeeper : Ian Sharp (SMART Timing)

Results available at www.speedhive.com and www.smart-timing.co.uk

Printed: 07/05/2018 08:09:52

Orbits



