

Knockhill

7th October 2018



S.M.A.R.T.

Scottish Motorsports Automatic Race Timing

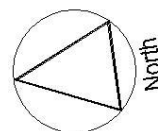
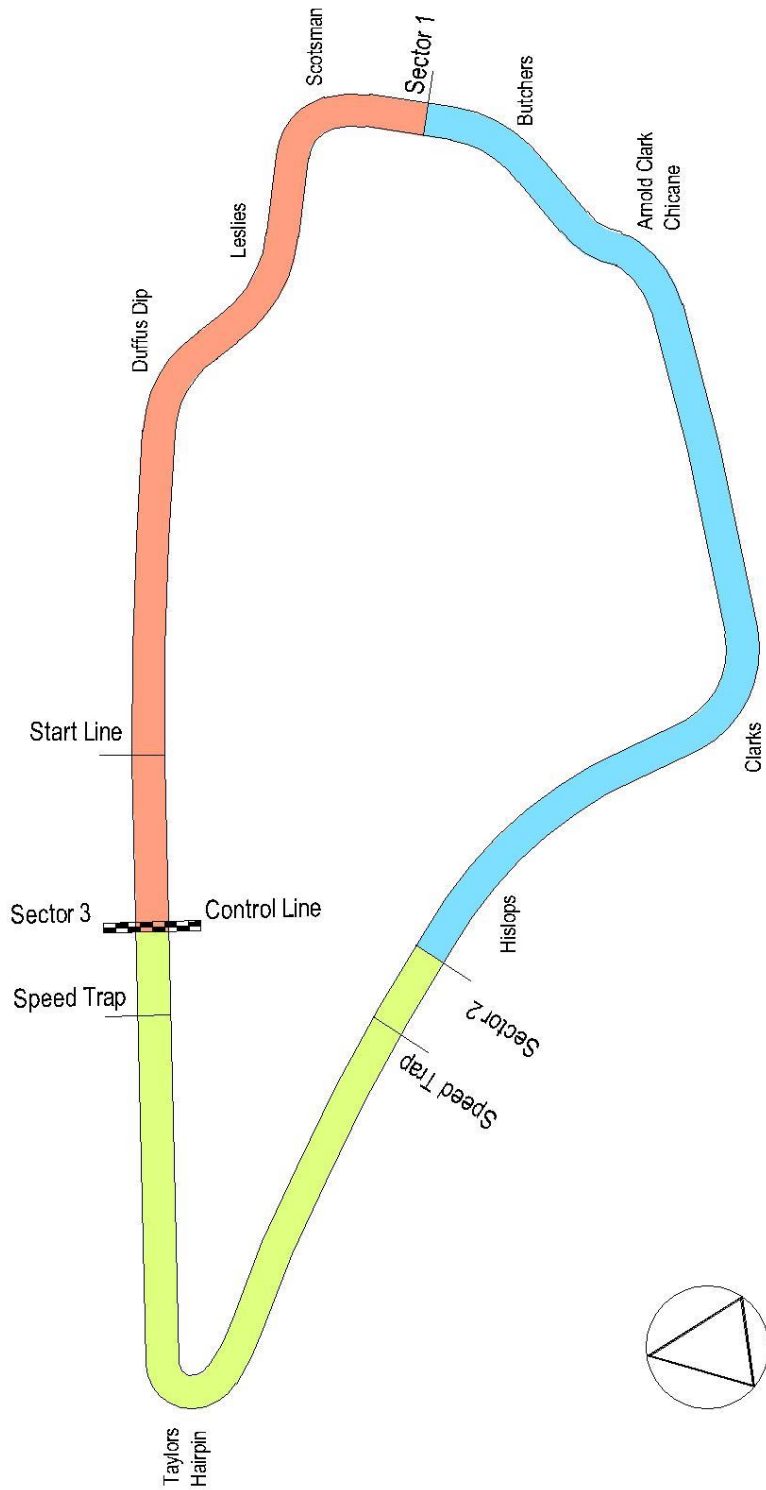

Ravenslea, Melrose Road, Galashiels, TD1 2AT

Telephone : 01896 – 752447

Scottish Motorsports Automatic Race Timing

Circuit layout

Knockhill – Clockwise



Sector	Length
Sector 1	0.433 Mile
Sector 2	0.503 Mile
Sector 3	0.334 Mile



Qualifying Results



Bulletin No. _____

SMRC Season Finale

Sorted on best lap time

Scottish Legends Championship

Knockhill 1.267 miles

Familiarisation - Q1

07/10/2018 08:35

Practice (10:00 Time) started at 8:35:18

Pos	No.	Name	Make/Model	CC	Class Code	Laps	Best Tm	Diff	Best Speed	2nd Best
1	7	Duncan VINCENT	Ford Coupe	1250	LT	10	58.054		78.562	58.127
2	60	David NEWALL	Ford Coupe	1250	L	8	58.114	0.060	78.481	58.585
3	37	Ivor GREENWOOD	Ford Coupe	1250	L	8	58.634	0.580	77.785	58.656
4	71	Ryan McLEISH	Ford Coupe	1250	L	7	58.685	0.631	77.717	58.776
5	5	Michael PAXTON	Ford Coupe	1250	L	9	58.993	0.939	77.312	59.004
6	15	Steven McGILL	Ford Coupe	1250	L	7	58.999	0.945	77.304	59.649
7	85	Mark BEATY	Ford Coupe	1250	L	8	59.148	1.094	77.109	59.480
8	6	David HUNTER	Ford Coupe	1250	L	5	59.476	1.422	76.684	59.924
9	22	Ben MASON	Chevy Sedan	1250	L	9	59.581	1.527	76.549	59.701
10	8	Jordan HODGSON	Ford Coupe	1250	L	5	59.590	1.536	76.537	59.710
11	33	Kieran BEATY	Ford Coupe	1250	L	9	1:00.335	2.281	75.592	1:00.355
12	86	Jon CRITCHLOW	Chevy Sedan	1250	LR	7	1:00.454	2.400	75.443	1:00.897
13	69	Gerard McCOSH	Ford Coupe	1250	L	10	1:01.618	3.564	74.018	1:01.851
14	2	Robert WOODSIDE	Ford Coupe	1250	L	9	1:02.291	4.237	73.218	1:02.755
15	16	John BUSHBY	Ford Coupe	1250	L	7	1:02.512	4.458	72.959	1:02.554
16	30	Mark FRENCH	Ford Coupe	1250	LR	6	1:02.686	4.632	72.757	1:02.847

Clerk of the Course.

Orbits

Sig : Time :
 Chief Timekeeper : Ian Sharp (SMART Timing)
 Results available at www.smart-timing.co.uk and www.speedhive.com



Printed: 07/10/2018 08:49:19

SMRC Season Finale

Scottish Legends Championship

Knockhill 1.267 miles

Familiarisation - Q1

07/10/2018 08:35

Practice (10:00 Time) started at 8:35:18

Lap	Time of Day	Lap Tm	S1	S2	S3	S3Spd	SFSpd
(7) Duncan VINCENT							
1	8:36:34.078			24.548	18.313	91.055	90.686
2	8:37:34.077	59.999	19.766	22.456	17.777	95.595	89.957
3	8:38:32.447	58.370	19.051	21.926	17.393	97.399	92.435
4	8:39:30.501	58.054	18.806	21.865	17.383	97.399	92.308
5	8:40:28.748	58.247	19.032	21.852	17.363	98.833	92.690
6	8:41:28.464	59.716	19.076	23.343	17.297	100.460	91.427
7	8:42:26.591	58.127	18.973	21.813	17.341	98.254	92.435
8	8:43:26.855	1:00.264	19.273	22.610	18.381	90.686	92.562
9	8:44:31.774	1:04.919	19.365	22.301	23.253	95.323	62.310
10	8:45:38.942	1:07.168	23.629	22.170	21.369	96.836	37.303
(60) David NEWALL							
1	8:36:23.744			22.717	17.715	100.011	92.054
2	8:37:23.437	59.693	19.433	22.851	17.409	97.117	92.308
3	8:38:21.551	58.114	18.900	21.926	17.288	101.524	91.552
4	8:39:20.136	58.585	18.996	22.015	17.574	99.419	94.252
5	8:40:20.191	1:00.055	19.493	23.069	17.493	97.824	94.385
6	8:41:18.786	58.595	18.833	21.995	17.767	96.976	90.932
7	8:42:21.468	1:02.682	19.153	22.628	20.901	95.459	67.108
8	8:43:44.633	1:23.165	26.284	28.764	28.117	65.663	29.524
(37) Ivor GREENWOOD							
1	8:36:25.792			22.809	17.777	97.824	92.054
2	8:37:26.001	1:00.209	20.035	22.820	17.354	98.254	93.595
3	8:38:25.309	59.308	19.354	22.295	17.659	99.272	91.552
4	8:39:24.036	58.727	18.970	22.331	17.426	97.824	92.054
5	8:40:22.692	58.656	19.169	21.950	17.537	99.863	93.076
6	8:41:21.326	58.634	19.166	22.061	17.407	99.863	91.802
7	8:42:21.400	1:00.074	19.407	22.898	17.769	98.111	91.677
8	8:43:27.592	1:06.192	19.360	24.962	21.870	86.814	36.079
(71) Ryan McLEISH							
1	8:36:24.282			23.037	18.327	98.111	92.690
2	8:37:24.458	1:00.176	19.583	22.595	17.998	96.558	91.427
3	8:38:23.143	58.685	18.956	21.932	17.797	98.111	91.427
4	8:39:21.919	58.776	19.055	22.126	17.595	98.543	92.562
5	8:40:21.424	59.505	19.186	22.567	17.752	95.868	91.552
6	8:41:20.772	59.348	19.081	22.227	18.040	94.919	86.146
7	8:42:22.128	1:01.356	19.526	22.207	19.623	95.323	37.138
(5) Michael PAXTON							
1	8:36:29.507			23.183	19.453	94.651	90.320
2	8:37:29.181	59.674	19.613	22.349	17.712	98.398	92.308
3	8:38:28.511	59.330	19.358	22.227	17.745	98.979	90.198
4	8:39:27.504	58.993	19.208	21.989	17.796	98.979	91.928
5	8:40:27.055	59.551	19.329	22.332	17.890	97.824	91.055
6	8:41:26.825	59.770	19.438	22.544	17.788	96.836	91.303
7	8:42:25.829	59.004	19.204	22.158	17.642	97.682	92.308
8	8:43:49.514	1:23.685	23.328	32.656	27.701	62.137	30.797
9	8:45:41.257	1:51.743	51.969	34.576	25.198	71.013	28.703
(15) Steven McGILL							
1	8:36:20.572			23.797	17.894	96.005	93.335
2	8:37:20.699	1:00.127	20.095	22.417	17.615	99.272	91.802
3	8:38:19.698	58.999	19.271	22.064	17.664	98.688	89.716
4	8:39:19.347	59.649	19.745	22.167	17.737	98.111	90.564
5	8:40:19.965	1:00.618	20.038	22.735	17.845	95.323	91.677
6	8:41:35.058	1:15.093	26.327	27.990	20.776	80.176	90.686
7	8:42:46.992	1:11.934	20.204	25.968	25.762	72.943	32.388
(85) Mark BEATY							
1	8:36:21.298			23.737	18.142	95.323	91.928
2	8:37:25.439	1:04.141	20.212	25.276	18.653	96.558	91.055
3	8:38:25.771	1:00.332	19.401	22.691	18.240	93.988	90.564
4	8:39:24.919	59.148	19.143	22.215	17.790	98.111	90.686
5	8:40:25.566	1:00.647	19.873	22.664	18.110	96.419	89.716
6	8:41:25.236	59.670	19.681	22.252	17.737	95.595	89.477
7	8:42:24.716	59.480	19.683	22.045	17.752	97.967	89.957
8	8:43:32.569	1:07.853	19.692	24.250	23.911	71.620	35.791
(6) David HUNTER							
1	8:36:18.968			24.279	18.654	93.465	91.802

Lap	Time of Day	Lap Tm	S1	S2	S3	S3Spd	SFSpd
2	8:37:20.008	1:01.040	19.901	23.010	18.129	96.005	90.932
3	8:38:19.932	59.924	19.457	22.490	17.977	96.836	92.690
4	8:39:19.408	59.476	19.238	22.385	17.853	96.836	92.947
5	8:40:29.481	1:10.073	19.742	24.838	25.493	84.732	31.373
(22) Ben MASON							
1	8:36:19.606			23.721	18.676	97.257	91.303
2	8:37:20.794	1:01.188	20.638	22.492	18.058	96.281	93.205
3	8:38:20.375	59.581	19.451	22.045	18.085	98.398	90.932
4	8:39:20.076	59.701	19.535	22.132	18.034	97.399	91.179
5	8:40:21.567	1:01.491	19.771	23.766	17.954	94.252	92.690
6	8:41:22.665	1:01.098	19.603	22.509	18.986	90.442	83.571
7	8:42:24.900	1:02.235	21.095	22.807	18.333	94.785	91.928
8	8:43:26.440	1:01.540	20.050	23.244	18.246	90.932	89.477
9	8:44:29.669	1:03.229	19.957	22.546	20.726	95.053	37.365
(8) Jordan HODGSON							
1	8:36:19.927			23.965	18.983	93.335	92.181
2	8:37:22.213	1:02.286	21.115	23.211	17.960	98.254	91.802
3	8:38:21.803	59.590	19.360	22.574	17.656	97.399	93.595
4	8:39:21.513	59.710	19.354	22.499	17.857	98.979	92.308
5	8:40:30.747	1:09.234	19.686	23.545	26.003	82.951	27.616
(33) Kieran BEATY							
1	8:36:35.171			24.225	19.103	97.257	89.836
2	8:37:37.138	1:01.967	19.859	23.866	18.242	94.385	90.442
3	8:38:37.975	1:00.837	19.587	22.916	18.334	95.188	89.957
4	8:39:40.221	1:02.246	19.482	24.315	18.449	91.677	90.077
5	8:40:40.947	1:00.726	19.781	22.755	18.190	95.323	90.077
6	8:41:41.282	1:00.335	19.690	22.492	18.153	94.785	89.716
7	8:43:39.938	1:58.656	19.908	1:18.500	20.248	83.989	89.596
8	8:44:40.293	1:00.355	19.595	22.459	18.301	94.252	90.077
9	8:45:41.549	1:01.256	19.637	22.827	18.792	94.120	89.120
(86) Jon CRITCHLOW							
1	8:36:20.356			23.870	18.970	96.697	89.716
2	8:37:25.350	1:04.994	20.921	24.971	19.102	95.731	89.002
3	8:38:26.549	1:01.199	20.236	22.492	18.471	97.540	88.767
4	8:39:27.003	1:00.454	19.626	22.916	17.912	94.785	87.837
5	8:40:27.900	1:00.897	20.256	22.634	18.007	94.785	87.153
6	8:41:29.394	1:01.494	19.630	23.546	18.318	93.465	83.571
7	8:43:06.123	1:36.729	28.654	32.537	35.538	57.851	20.809
(69) Gerard McCOSH							
1	8:36:18.474			24.834	18.720	92.054	88.068
2	8:37:26.697	1:08.223	22.279	25.294	20.650	94.385	88.532
3	8:38:28.928	1:02.231	20.510	23.473	18.248	96.281	91.303
4	8:39:30.546	1:01.618	19.858	23.123	18.637	95.868	88.884
5	8:40:32.397	1:01.851	20.011	23.371	18.469	95.595	87.722
6	8:41:34.548	1:02.151	20.359	23.368	18.424	94.651	88.068
7	8:42:36.494	1:01.946	20.167	23.385	18.394	93.726	87.266
8	8:43:40.243	1:03.749	20.189	24.174	19.386	92.562	91.055
9	8:44:42.260	1:02.017	19.936	23.526	18.555	94.385	87.494
10	8:45:44.265	1:02.005	20.170	23.454	18.381	95.188	86.590
(2) Robert WOODSIDE							
1	8:36:38.976			25.182	18.969	93.726	87.494
2	8:37:42.694	1:03.718	20.679	24.414	18.625	95.053	88.649



SMRC Season Finale

Scottish Legends Championship

Knockhill 1.267 miles

Familiarisation - Q1

07/10/2018 08:35

Practice (10:00 Time) started at 8:35:18

Lap	Time of Day	Lap Tm	S1	S2	S3	S3Spd	SFSpd	Lap	Time of Day	Lap Tm	S1	S2	S3	S3Spd	SFSpd
<u>(30) Mark FRENCH</u>															
1	8:36:22.908			25.147	19.127	90.686	85.706								
2	8:37:29.211	1:06.303	23.053	24.413	18.837	91.677	85.379								
3	8:38:32.187	1:02.976	20.330	23.988	18.658	91.677	84.839								
4	8:39:34.873	1:02.686	20.264	23.677	18.745	91.055	84.946								
5	8:40:37.720	1:02.847	20.204	23.917	18.726	90.564	84.518								
6	8:41:52.061	1:14.341	20.770	27.143	26.428	78.488	27.915								

Clerk of the Course.

Orbits

Sig : Time :

Chief Timekeeper : Ian Sharp (SMART Timing)

Results available at www.smart-timing.co.uk and www.speedhive.com



SMRC Season Finale
Sorted on best lap time

Celtic Speed Mini Cooper Cup

Knockhill 1.267 miles

Qualifying 2

07/10/2018 08:55

Practice (10:00 Time) started at 8:53:39

Pos	No.	Name	Make/Model	CC	Class Code	Laps	Best Tm	Diff	Best Speed	2nd Best
1	91	Robbie DALGLEISH	Mini Cooper	1600	SM	9	1:01.523		74.132	1:01.661
2	5	David SLEIGH	Mini Cooper	1600	SM	9	1:01.915	0.392	73.663	1:02.023
3	1	Mark GERAGHTY	Mini Cooper	1600	Guest	9	1:02.222	0.699	73.299	1:02.656
4	8	Hannah CHAPMAN	Mini Cooper	1600	SM L	9	1:02.244	0.721	73.274	1:02.358
5	6	Josh HISLOP	Mini Cooper	1600	Guest	9	1:02.296	0.773	73.212	1:02.321
6	23	Ian MUNRO	Mini Cooper	1600	SM	10	1:02.359	0.836	73.138	1:02.406
7	77	Ashleigh MORRIS	Mini Cooper	1600	SM L	9	1:02.368	0.845	73.128	1:02.568
8	7	Michael WEDDELL	Mini Cooper	1600	SMN	10	1:02.387	0.864	73.106	1:02.416
9	85	Gary CLARK	Mini Cooper	1600	Guest	9	1:02.577	1.054	72.884	1:02.685
10	4	Dominic WHEATLEY	Mini Cooper	1600	SM	10	1:02.604	1.081	72.852	1:02.623
11	95	Craig BLAKE	Mini Cooper	1600	SMN	9	1:02.716	1.193	72.722	1:03.196
12	81	Douglas SIMPSON	Mini Cooper	1600	SM	10	1:02.815	1.292	72.607	1:02.819
13	52	Simon HOLDERNESS	Mini Cooper	1600	SM	10	1:02.871	1.348	72.543	1:03.102
14	55	Fiona KINDNESS	Mini Cooper	1600	SM L	8	1:03.119	1.596	72.258	1:03.259
15	24	John DUNCAN	Mini Cooper	1600	SM	9	1:03.288	1.765	72.065	1:03.445
16	16	Craig DILLON	Mini Cooper	1600	SMN	9	1:03.319	1.796	72.030	1:03.341
17	21	Ross WILKINSON	Mini Cooper	1600	SMN	10	1:03.331	1.808	72.016	1:03.354
18	11	Richard SUTHERLAND	Mini Cooper	1600	Guest	9	1:03.364	1.841	71.978	1:03.402
19	88	Barry HOLMES	Mini Cooper	1600	Guest	9	1:03.774	2.251	71.516	1:03.866
20	26	Colin BLAKE	Mini Cooper	1600	Guest	8	1:06.928	5.405	68.145	1:08.292

Clerk of the Course.

Orbits

Sig : Time :

Chief Timekeeper : Ian Sharp (SMART Timing)

 Results available at www.smart-timing.co.uk and www.speedhive.com

Printed: 07/10/2018 09:09:07



SMRC Season Finale

Celtic Speed Mini Cooper Cup

Knockhill 1.267 miles

Qualifying 2

07/10/2018 08:55

Practice (10:00 Time) started at 8:53:39

Lap	Time of Day	Lap Tm	S1	S2	S3	S3Spd	SFSpd	Lap	Time of Day	Lap Tm	S1	S2	S3	S3Spd	SFSpd
(91) Robbie DALGLEISH								(7) Michael WEDDELL							
1	8:55:14.333			30.796	20.727	65.027	76.086	6	9:00:33.102	1:02.568	20.218	23.302	19.048	85.270	77.491
2	8:56:17.528	1:03.195	20.911	23.293	18.991	85.706	77.581	7	9:01:37.968	1:04.866	20.742	25.096	19.028	83.885	77.135
3	8:57:19.798	1:02.270	20.306	23.037	18.927	85.487	77.402	8	9:02:40.336	1:02.368	20.203	23.189	18.976	85.487	76.870
4	8:58:21.321	1:01.523	19.977	22.813	18.733	86.702	78.032	9	9:03:42.908	1:02.572	20.361	23.313	18.898	85.596	77.491
5	8:59:26.620	1:05.299	21.739	24.665	18.895	85.815	77.402	(7) Michael WEDDELL							
6	9:00:28.281	1:01.661	19.924	22.790	18.947	87.153	78.488	1	8:54:56.204			24.807	20.027	83.363	76.519
7	9:01:30.767	1:02.486	20.556	23.173	18.757	86.257	77.135	2	8:56:01.986	1:05.782	21.649	24.098	20.035	85.815	77.047
8	9:02:32.551	1:01.784	19.977	22.921	18.886	85.815	77.135	3	8:57:07.499	1:05.513	20.537	25.607	19.369	85.487	76.345
9	9:03:41.733	1:09.182	20.491	24.982	23.709	77.313	36.314	4	8:58:10.118	1:02.619	20.084	23.245	19.290	86.927	74.897
(5) David SLEIGH								5	8:59:13.789	1:03.671	20.375	23.602	19.694	86.368	76.432
1	8:55:24.706			36.790	21.892	60.078	75.828	6	9:00:16.299	1:02.510	20.030	23.224	19.256	87.040	76.870
2	8:56:28.141	1:03.435	20.607	23.619	19.209	85.162	76.607	7	9:01:18.686	1:02.387	20.182	23.102	19.103	87.952	76.782
3	8:57:30.243	1:02.102	19.978	23.192	18.932	85.596	77.313	8	9:02:21.447	1:02.761	20.227	23.285	19.249	87.040	75.914
4	8:58:32.481	1:02.238	20.039	23.214	18.985	85.925	76.782	9	9:03:24.051	1:02.604	20.090	23.391	19.123	86.590	76.345
5	8:59:35.592	1:03.111	20.459	23.571	19.081	85.487	76.958	10	9:04:26.467	1:02.416	20.039	23.240	19.137	87.040	76.607
6	9:00:37.615	1:02.023	19.877	23.238	18.908	86.035	77.047	(85) Gary CLARK							
7	9:01:39.916	1:02.301	19.877	23.383	19.041	86.035	77.135	1	8:55:18.471			32.239	21.941	72.159	74.897
8	9:02:46.056	1:06.140	20.985	25.931	19.224	84.095	77.224	2	8:56:21.812	1:03.341	20.384	23.498	19.459	84.306	75.914
9	9:03:47.971	1:01.915	19.864	23.129	18.922	85.925	77.135	3	8:57:25.896	1:04.084	20.638	23.490	19.956	82.442	74.813
(1) Mark GERAGHTY								4	8:58:28.671	1:02.775	20.311	23.132	19.332	84.412	75.572
1	8:54:56.733			24.347	20.033	85.054	76.782	5	8:59:31.385	1:02.714	20.265	23.177	19.272	83.989	75.572
2	8:56:02.318	1:05.585	21.346	24.097	20.142	86.146	77.941	6	9:00:34.086	1:02.701	20.220	23.275	19.206	84.946	76.172
3	8:57:05.747	1:03.429	20.351	24.010	19.068	86.146	77.313	7	9:01:38.882	1:04.796	20.190	24.968	19.638	83.885	75.572
4	8:58:07.969	1:02.222	19.984	23.003	19.235	87.153	75.914	8	9:02:41.567	1:02.685	20.173	22.985	19.527	84.732	75.064
5	8:59:11.816	1:03.847	20.172	24.168	19.507	82.341	76.259	9	9:03:44.144	1:02.577	20.232	23.061	19.284	83.989	75.572
6	9:00:14.472	1:02.656	20.195	23.340	19.121	85.487	76.432	(4) Dominic WHEATLEY							
7	9:01:17.216	1:02.744	20.217	23.254	19.273	85.487	75.233	1	8:54:54.709			26.061	19.925	77.761	76.259
8	9:02:22.833	1:05.617	20.145	23.364	22.108	85.706	31.403	2	8:55:59.807	1:05.098	21.652	23.686	19.760	78.672	77.224
9	9:04:08.648	1:45.815	58.239	23.731	23.845	85.270	27.481	3	8:57:02.832	1:03.025	20.187	23.389	19.449	86.479	74.981
(8) Hannah CHAPMAN								4	8:58:05.706	1:02.874	20.405	23.303	19.166	86.146	77.313
1	8:54:55.397			25.357	20.267	82.543	76.086	5	8:59:13.280	1:07.574	20.119	27.631	19.824	81.839	76.782
2	8:55:59.175	1:03.778	21.320	23.428	19.030	85.270	77.224	6	9:00:15.915	1:02.635			19.589	86.702	76.345
3	8:57:02.048	1:02.873	20.622	23.313	18.938	85.706	76.782	7	9:01:19.499	1:03.584			19.216	86.146	77.047
4	8:58:05.043	1:02.995	20.461	23.274	19.260	85.270	76.000	8	9:02:33.115	1:13.616			20.819	67.785	76.782
5	8:59:15.862	1:10.819	24.111	27.065	19.643	82.747	77.671	9	9:03:35.738	1:02.623			19.074	85.162	76.694
6	9:00:18.220	1:02.358	20.079	23.175	19.104	86.035	77.941	10	9:04:38.342	1:02.604			19.104	85.487	76.432
7	9:01:42.220	1:24.000	27.501	34.161	22.338	46.506	77.581	(95) Craig BLAKE							
8	9:02:44.768	1:02.548	20.316	23.238	18.994	85.487	77.047	1	8:54:54.254			26.130	20.072	80.272	74.481
9	9:03:47.012	1:02.244	20.225	23.154	18.865	86.590	77.491	2	8:55:58.681	1:04.427	21.165	23.654	19.608	83.157	75.487
(6) Josh HISLOP								3	8:57:02.792	1:04.111	20.779	23.555	19.777	83.885	74.481
1	8:55:23.004			35.290	22.538	60.349	75.742	4	8:58:06.263	1:03.471	20.806	23.262	19.403	85.487	76.086
2	8:56:26.613	1:03.609	20.785	23.555	19.269	84.839	76.345	5	8:59:12.362	1:06.099	20.257	25.913	19.929	80.853	75.914
3	8:57:29.773	1:03.160	20.442	23.372	19.346	83.467	76.782	6	9:00:15.558	1:03.196	20.449	23.335	19.412	85.162	76.432
4	8:58:32.069	1:02.296	20.268	23.061	18.967	85.270	77.224	7	9:01:18.274	1:02.716	20.142	23.261	19.313	84.839	75.914
5	8:59:34.390	1:02.321	20.094	23.091	19.136	85.706	77.047	8	9:02:22.276	1:04.002	20.234	23.608	20.160	80.368	75.148
6	9:00:36.825	1:02.435	20.236	23.226	18.973	85.706	77.402	9	9:03:27.328	1:05.052	20.246	23.438	21.368	84.518	34.485
7	9:01:39.565	1:02.740	20.179	23.398	19.163	85.054	77.671	(81) Douglas SIMPSON							
8	9:02:43.536	1:03.971	20.131	23.729	20.111	77.313	77.135	1	8:54:59.586			24.941	20.076	82.645	75.148
9	9:03:46.076	1:02.540	20.229	23.296	19.015	85.379	77.941	2	8:56:04.903	1:05.317	21.804	23.863	19.650	84.625	75.828
(23) Ian MUNRO								3	8:57:08.136	1:03.233	20.383	23.222	19.628	85.925	76.172
1	8:54:55.478			24.549	20.072	83.260	75.233	4	8:58:10.955	1:02.819	20.237	23.182	19.400	85.706	75.914
2	8:56:01.608	1:06.130	21.611	24.246	20.273	83.157	76.345	5	8:59:14.679	1:03.724	20.444	23.453	19.827	86.146	75.657
3	8:57:05.184	1:03.576	20.794	23.615	19.167	84.732	76.607	6	9:00:17.740	1:03.061	20.342	23.236	19.483	85.379	76.432
4	8:58:07.590	1:02.406	20.147	23.175	19.084	84.839	76.870	7	9:01:20.555	1:02.815	20.219	23.214	19.382	85.270	76.345
5	8:59:11.703	1:04.113	20.129	23.824	20.160	83.054	75.064	8	9:02:23.617	1:03.062	20.159	23.242	19.661	85.162	75.233
6	9:00:15.119	1:03.416	20.652	23.239	19.525	85.815	76.694	9	9:03:26.540	1:02.923	20.253	23.324	19.346	85.270	75.742
7	9:01:17.478	1:02.359	20.085	23.176	19.098	85.706	76.870	10	9:04:29.733	1:03.193	20.303	23.350	19.540	84.732	76.172
8	9:02:20.672	1:03.194	20.145	23.536	19.513	84.518	76.086	(52) Simon HOLDERNESS							
9	9:03:23.346	1:02.674	20.103	23.301	19.270	84.518	76.000	1	8:55:00.890			25.503	20.133	81.639	75.487
10	9:04:25.962	1:02.616	20.112	23.294	19.210	84.625	75.914	2	8:56:06.593	1:05.703	21.967	24.099	19.637	84.625	75.914
(77) Ashleigh MORRIS								3							

SMRC Season Finale

Celtic Speed Mini Cooper Cup

Knockhill 1.267 miles

Qualifying 2

07/10/2018 08:55

Practice (10:00 Time) started at 8:53:39

Lap	Time of Day	Lap Tm	S1	S2	S3	S3Spd	SFSpd	Lap	Time of Day	Lap Tm	S1	S2	S3	S3Spd	SFSpd
(55) Fiona KINDNESS								7	9:02:50.116	1:08.292	23.045	25.249	19.998	82.039	75.914
1	8:55:10.774			29.128	22.894	48.418	76.000	8	9:03:57.044	1:06.928	22.421	24.664	19.843	82.747	75.657
2	8:56:17.298	1:06.524	22.473	24.518	19.533	83.363	76.345								
3	8:57:20.875	1:03.577	20.984	23.371	19.222	85.270	76.870								
4	8:58:24.134	1:03.259	20.504	23.301	19.454	85.596	75.742								
5	8:59:27.557	1:03.423	20.732	23.492	19.199	86.146	77.313								
6	9:00:30.676	1:03.119	20.458	23.309	19.352	85.270	77.491								
7	9:01:48.785	1:18.109	26.076	28.547	23.486	77.491	31.256								
8	9:04:06.022	2:17.237	1:26.990	30.207	20.040	73.502	74.481								
(24) John DUNCAN															
1	8:54:53.312			26.219	19.683	80.658	74.813								
2	8:56:05.765	1:12.453	28.023	24.990	19.440	83.363	74.564								
3	8:57:09.508	1:03.743	21.053	23.390	19.300	83.054	74.981								
4	8:58:13.202	1:03.694	20.757	23.648	19.289	82.951	75.402								
5	8:59:16.677	1:03.475	20.730	23.256	19.489	84.200	75.828								
6	9:00:23.566	1:06.889	20.690	23.673	22.526	83.571	33.705								
7	9:02:07.737	1:44.171	1:00.941	23.794	19.436	83.780	75.657								
8	9:03:11.182	1:03.445	20.512	23.538	19.395	83.989	74.813								
9	9:04:14.470	1:03.288	20.581	23.367	19.340	83.885	75.148								
(16) Craig DILLON															
1	8:55:07.047			27.799	20.089	76.519	75.828								
2	8:56:12.518	1:05.471	21.646	24.269	19.556	83.363	75.742								
3	8:57:16.904	1:04.386	20.833	24.017	19.536	82.341	75.828								
4	8:58:20.245	1:03.341	20.469	23.663	19.209	84.200	76.519								
5	8:59:24.554	1:04.309	20.501	24.466	19.342	84.518	77.047								
6	9:00:27.989	1:03.435	20.477	23.551	19.407	84.839	76.607								
7	9:01:38.121	1:10.132	21.570	24.905	23.657	72.706	28.161								
8	9:03:16.036	1:37.915	54.629	23.981	19.305	84.306	76.259								
9	9:04:19.355	1:03.319	20.495	23.644	19.180	85.162	76.259								
(21) Ross WILKINSON															
1	8:54:57.164			24.548	20.606	83.571	76.607								
2	8:56:02.826	1:05.662	21.213	24.125	20.324	85.706	76.870								
3	8:57:06.586	1:03.760	20.636	23.681	19.443	85.706	76.259								
4	8:58:10.281	1:03.695	20.406	23.578	19.711	84.732	74.981								
5	8:59:14.723	1:04.442	20.925	23.423	20.094	85.596	74.647								
6	9:00:18.077	1:03.354	20.786	23.249	19.319	85.270	76.782								
7	9:01:25.351	1:07.274	23.845	23.844	19.585	84.095	75.487								
8	9:02:28.742	1:03.391	20.393	23.546	19.452	83.467	75.402								
9	9:03:32.642	1:03.900	20.853	23.658	19.389	84.200	75.317								
10	9:04:35.973	1:03.331	20.327	23.652	19.352	83.571	75.657								
(11) Richard SUTHERLAND															
1	8:55:04.333			26.996	20.468	79.511	74.316								
2	8:56:13.501	1:09.168	21.938	25.214	22.016	61.510	75.487								
3	8:57:17.378	1:03.877	20.676	23.739	19.462	83.571	76.000								
4	8:58:20.888	1:03.510	20.524	23.538	19.448	83.780	76.086								
5	8:59:24.290	1:03.402	20.417	23.609	19.376	83.885	76.000								
6	9:00:27.654	1:03.364	20.230	23.524	19.610	84.306	74.897								
7	9:01:32.394	1:04.740	21.512	23.784	19.444	84.518	74.813								
8	9:02:36.242	1:03.848	20.604	23.863	19.381	83.675	75.064								
9	9:03:39.923	1:03.681	20.652	23.657	19.372	83.780	75.572								
(88) Barry HOLMES															
1	8:55:27.177			35.522	22.821	57.210	73.422								
2	8:56:34.708	1:07.531	21.961	25.516	20.054	82.039	75.914								
3	8:57:40.827	1:06.119	21.578	24.893	19.648	82.849	75.572								
4	8:58:46.000	1:05.173	21.175	24.272	19.726	83.467	75.572								
5	8:59:50.744	1:04.744	20.975	24.197	19.572	84.095	76.694								
6	9:00:54.878	1:04.134	20.886	23.982	19.266	84.412	77.671								
7	9:01:59.026	1:04.148	20.693	24.114	19.341	84.095	77.135								
8	9:03:02.800	1:03.774	20.563	23.913	19.298	84.732	77.313								
9	9:04:06.666	1:03.866	20.556	24.147	19.163	84.839	78.032								
(26) Colin BLAKE															
1	8:55:31.974			35.359	25.582	57.259	65.407								
2	8:56:47.931	1:15.957	26.027	28.178	21.752	79.230	73.422								
3	8:58:01.198	1:13.267	24.915	27.317	21.035	79.323	74.234								
4	8:59:16.447	1:15.249	23.667	28.029	23.553	75.317	74.813								
5	9:00:30.120	1:13.673	23.850	26.975	22.848	80.081	74.647								
6	9:01:41.824	1:11.704	23.430	27.139	21.135	78.950	75.572								

Clerk of the Course.

 Sig : Time :
 Chief Timekeeper : Ian Sharp (SMART Timing)
 Results available at www.smart-timing.co.uk and www.speedhive.com


SMRC Season Finale


Celtic Speed Mini Cooper Cup

Knockhill 1.267 miles

Race 2 - 1st Race

07/10/2018 10:55

Race (9 Laps)



POLE POSITION

2	1	1
5 David SLEIGH 1:01.915	91 Robbie DALGLEISH 1:01.523	1
4	3	2
8 Hannah CHAPMAN 1:02.244	1 Mark GERAGHTY 1:02.222	
6	5	3
23 Ian MUNRO 1:02.359	6 Josh HISLOP 1:02.296	
8	7	4
7 Michael WEDDELL 1:02.387	77 Ashleigh MORRIS 1:02.368	
10	9	5
4 Dominic WHEATLEY 1:02.604	85 Gary CLARK 1:02.577	
12	11	6
81 Douglas SIMPSON 1:02.815	95 Craig BLAKE 1:02.716	
14	13	7
55 Fiona KINDNESS 1:03.119	52 Simon HOLDERNESS 1:02.871	
16	15	8
16 Craig DILLON 1:03.319	24 John DUNCAN 1:03.288	
18	17	9
11 Richard SUTHERLAND 1:03.364	21 Ross WILKINSON 1:03.331	
20	19	10
26 Colin BLAKE 1:06.928	88 Barry HOLMES 1:03.774	

Clerk of the Course.

Orbits

Sig : Time :

Chief Timekeeper : Ian Sharp (SMART Timing)

Results available at www.smart-timing.co.uk and www.speedhive.com

Printed: 07/10/2018 09:08:22





Qualifying Results



Bulletin No. _____

SMRC Season Finale

Sorted on best lap time

Scottish Classic Sports & Saloon Championship

Knockhill 1.267 miles

Qualifying 3

07/10/2018 09:10

Practice (10:00 Time) started at 9:13:44

Pos	No.	Name	Make/Model	CC	Class Code	Laps	Best Tm	Diff	Best Speed	2nd Best
1	77	Tommy GILMARTIN	Morgan +8	3900	CE	9	56.901		80.154	57.300
2	49	Raymond BOYD	Porsche 911	2998	CE	11	56.994	0.093	80.023	57.190
3	63	John KINMOND	Rover 3500	3500	CE	6	59.153	2.252	77.102	1:00.390
4	57	Bruce MITCHELL	Lotus Europa TC	1760	CB	10	59.291	2.390	76.923	59.811
5	27	Mario FERRARI	Alfa Sprint Trofeo	1498	CA	9	1:02.125	5.224	73.414	1:02.230
6	1	Alastair BAPTIE	Fiat X1/9	1498	CA	5	1:02.520	5.619	72.950	1:06.785
7	20	William CONWAY	Mini Clubman GT	1380	CA	9	1:02.955	6.054	72.446	1:03.092
8	101	Stuart THORBURN	Ford Escort Mk1	1600	CB	10	1:03.394	6.493	71.944	1:03.425
9	33	Martin RAMSAY	Ford Fiesta XR2	1600	XR	8	1:04.297	7.396	70.934	1:04.553
10	55	Tim REID	Lola Sports	1242	Guest	9	1:05.953	9.052	69.153	1:06.276
11	5	Michael LONGSTAFFE	MG Midget	1380	CA	7	1:06.248	9.347	68.845	1:07.155
12	66	Duncan O'NEILL	Ford Fiesta XR2	1600	XR	8	1:06.892	9.991	68.182	1:06.962
13	64	Duncan FOX	Ford Fiesta XR2	1600	XR	8	1:08.197	11.296	66.877	1:08.553

Clerk of the Course.

Orbits

Sig : Time :
 Chief Timekeeper : Ian Sharp (SMART Timing)
 Results available at www.smart-timing.co.uk and www.speedhive.com



Printed: 07/10/2018 09:29:00



SMRC Season Finale

Scottish Classic Sports & Saloon Championship

Knockhill 1.267 miles

Qualifying 3

07/10/2018 09:10

Practice (10:00 Time) started at 9:13:44

Lap	Time of Day	Lap Tm	S1	S2	S3	S3Spd	SFSpd
(77) Tommy GILMARTIN							
1	9:14:58.659			25.328	18.600	102.142	106.859
2	9:15:59.472	1:00.813	20.416	22.969	17.428	115.903	110.012
3	9:16:58.145	58.673	19.528	22.302	16.843	116.709	109.653
4	9:17:55.475	57.330	18.982	21.597	16.751	117.116	110.556
5	9:18:52.376	56.901	18.867	21.651	16.383	119.835	109.296
6	9:19:49.876	57.500	18.713	21.943	16.844	113.935	104.204
7	9:20:48.476	58.600	18.878	22.221	17.501	102.454	106.351
8	9:21:45.776	57.300	18.822	21.751	16.727	117.321	110.193
9	9:22:49.737	1:03.961	18.706	22.009	23.246	115.703	26.431

(49) Raymond BOYD							
1	9:14:57.339			25.372	18.043	106.859	105.515
2	9:15:58.827	1:01.488	19.931	23.770	17.787	112.220	107.372
3	9:16:57.028	58.201	19.056	22.161	16.984	113.549	107.717
4	9:17:54.372	57.344	19.036	21.618	16.690	113.549	107.372
5	9:18:51.366	56.994	18.734	21.689	16.571	113.935	107.030
6	9:19:48.720	57.354	18.812	21.873	16.669	111.660	105.020
7	9:20:46.991	58.271	19.179	22.266	16.826	111.474	106.351
8	9:21:45.147	58.156	19.159	21.950	17.047	112.786	105.020
9	9:22:42.337	57.190	18.888	21.895	16.407	112.408	106.689
10	9:23:39.881	57.544	18.970	21.713	16.861	112.220	106.859
11	9:24:37.955	58.074	18.969	22.007	17.098	111.474	100.762

(63) John KINMOND							
1	9:15:26.366			27.045	19.528	84.412	89.477
2	9:16:26.756	1:00.390	20.100	22.668	17.622	107.201	95.188
3	9:17:28.104	1:01.348	21.411	22.502	17.435	107.201	97.682
4	9:18:27.257	59.153	18.942	22.839	17.372	109.296	98.111
5	9:19:29.410	1:02.153	19.269	22.536	20.348	108.238	75.317
6	9:21:07.465	1:38.055	26.608	36.561	34.886	48.558	24.270

(57) Bruce MITCHELL							
1	9:15:10.889			26.027	20.175	92.308	83.363
2	9:16:16.481	1:05.592	20.722	23.591	21.279	90.442	81.244
3	9:17:17.998	1:01.517	20.826	22.683	18.008	98.543	91.179
4	9:18:22.321	1:04.323	20.441	24.937	18.945	87.380	95.323
5	9:19:21.612	59.291	19.542	22.510	17.239	101.524	92.435
6	9:20:21.423	59.811	19.372	22.357	18.082	101.987	79.043
7	9:21:29.092	1:07.669	23.372	24.761	19.536	98.688	80.081
8	9:22:34.647	1:05.555	21.433	24.545	19.577	93.726	82.849
9	9:23:41.077	1:06.430	21.078	22.900	22.452	97.682	60.025
10	9:24:49.273	1:08.196	23.279	25.317	19.600	96.836	84.306

(27) Mario FERRARI							
1	9:15:47.770			25.486	20.788	88.649	79.606
2	9:16:52.866	1:05.096	22.279	23.694	19.123	90.686	81.441
3	9:17:56.361	1:03.495	21.003	23.260	19.232	91.427	83.885
4	9:18:58.591	1:02.230	20.518	23.070	18.642	91.677	83.885
5	9:20:00.716	1:02.125	20.498	22.955	18.672	91.303	82.849
6	9:21:04.959	1:04.243	20.622	23.051	20.570	91.677	81.639
7	9:22:07.793	1:02.834	20.777	23.282	18.775	91.427	82.543
8	9:23:11.675	1:03.882	20.770	24.251	18.861	88.649	83.157
9	9:24:14.886	1:03.211	20.539	23.972	18.700	90.686	82.849

(1) Alastair BAPTIE							
1	9:16:14.075			27.865	24.249	68.617	62.776
2	9:17:25.713	1:11.638	24.960	25.727	20.951	76.345	77.851
3	9:18:32.498	1:06.785	20.644	25.805	20.336	83.363	79.511
4	9:19:35.018	1:02.520	20.481	23.386	18.653	90.198	82.139
5	9:20:57.824	1:22.806	23.251	30.956	28.599	63.012	30.462

(20) William CONWAY							
1	9:16:02.211			29.046	21.565	76.345	79.136
2	9:17:09.075	1:06.864	22.239	25.296	19.329	84.306	80.465
3	9:18:12.791	1:03.716	21.138	23.746	18.832	87.266	81.441
4	9:19:15.746	1:02.955	20.710	23.555	18.690	87.380	81.441
5	9:20:20.697	1:04.951	21.656	24.295	19.000	87.040	80.853
6	9:21:23.789	1:03.092	20.999	23.296	18.797	87.380	80.755
7	9:22:27.248	1:03.459	21.037	23.455	18.967	87.608	80.950
8	9:23:30.619	1:03.371	20.760	23.811	18.800	87.266	81.540
9	9:24:34.057	1:03.438	20.931	23.516	18.991	87.040	80.658

Lap	Time of Day	Lap Tm	S1	S2	S3	S3Spd	SFSpd
(101) Stuart THORBURN							
1	9:15:05.175				26.980	22.378	86.927
2	9:16:12.663	1:07.488	21.856	25.295	20.337	89.358	82.341
3	9:17:16.767	1:04.104	21.201	23.869	19.034	93.076	83.989
4	9:18:21.953	1:05.186	20.864	25.332	18.990	89.239	84.518
5	9:19:26.146	1:04.193	21.020	24.372	18.801	92.435	85.162
6	9:20:29.540	1:03.394	20.600	23.971	18.823	92.435	85.815
7	9:21:32.965	1:03.425	20.633	23.883	18.909	93.335	85.379
8	9:22:36.415	1:03.450	20.680	23.685	19.085	93.857	85.487
9	9:23:39.848	1:03.433	20.583	23.558	19.292	94.120	81.938
10	9:24:43.597	1:03.749	20.754	23.940	19.055	92.947	86.035

(33) Martin RAMSAY							
1	9:15:16.716			27.215	22.133	76.345	71.467
2	9:16:23.998	1:07.282	22.592	24.701	19.989	83.885	75.657
3	9:17:43.140	1:19.142	25.005	31.804	22.333	50.955	75.742
4	9:18:48.084	1:04.944	21.130	24.079	19.735	84.306	76.000
5	9:19:54.034	1:05.950	20.943	25.158	19.849	80.658	75.914
6	9:20:58.331	1:04.297	20.723	23.680	19.894	84.518	74.647
7	9:22:02.884	1:04.553	21.202	23.614	19.737	85.270	75.402
8	9:23:11.319	1:08.435	21.242	24.038	23.155	82.442	40.451

(55) Tim REID							
1	9:15:13.406			28.987	20.825	83.054	81.441
2	9:16:22.963	1:09.557	23.600	26.420	19.537	88.299	83.054
3	9:17:31.206	1:08.243	23.016	25.924	19.303	91.928	84.946
4	9:18:37.671	1:06.465	22.359	25.239	18.867	92.818	86.814
5	9:19:44.148	1:06.477	21.757	24.934	19.786	94.385	83.467
6	9:20:52.562	1:08.414	22.390	25.768	20.256	92.054	82.849
7	9:21:58.838	1:06.276	22.451	25.081	18.744	92.435	87.153
8	9:23:04.791	1:05.953	21.682	24.994	19.277	91.677	85.162
9	9:24:11.366	1:06.575	21.689	25.195	19.691	92.562	84.095

(5) Michael LONGSTAFFE							
1	9:16:15.300			29.302	21.507	78.123	72.081
2	9:17:27.277	1:11.977	25.332	25.799	20.846	82.139	79.417
3	9:18:36.508	1:09.231	23.457	26.695	19.079	90.320	82.240
4	9:19:42.756	1:06.248	21.827	25.370	19.051	91.055	82.240
5	9:20:49.911	1:07.155	22.084	25.416	19.655	85.379	82.747
6	9:21:58.107	1:08.196	21.727	26.835	19.634	89.596	80.272
7	9:23:17.898	1:19.791	25.981	29.729	24.081	82.240	34.520

(66) Duncan O'NEILL							
1	9:16:06.916			30.908	21.517	76.172	72.314
2	9:17:15.354	1:08.438	22.406	26.032	20.000	81.540	74.813
3	9:18:24.253	1:08.899	21.844	26.364	20.691	79.985	74.399
4	9:19:31.145	1:06.892	21.640	25.112	20.140	82.645	72.864
5	9:20:39.097	1:07.952	22.860	25.002	20.090	81.739	73.745
6	9:21:46.175	1:07.078	21.679	25.183	20.216	81.540	74.730
7	9:22:53.137	1:06.962	21.727	25.203	20.032	82.139	74.647
8							



SMRC Season Finale


Scottish Classic Sports & Saloon Championship

Knockhill 1.267 miles

Race 3 - 1st Race

07/10/2018 11:20

Race (12 Laps)



POLE POSITION

		POLE POSITION		
2	49 Raymond BOYD 56.994	1	77 Tommy GILMARTIN 56.901	1
4	57 Bruce MITCHELL 59.291	3	63 John KINMOND 59.153	2
6	1 Alastair BAPTIE 1:02.520	5	27 Mario FERRARI 1:02.125	3
8	101 Stuart THORBURN 1:03.394	7	20 William CONWAY 1:02.955	4
10	55 Tim REID 1:05.953	9	33 Martin RAMSAY 1:04.297	5
12	66 Duncan O'NEILL 1:06.892	11	5 Michael LONGSTAFFE 1:06.248	6
		13	64 Duncan FOX 1:08.197	7

Clerk of the Course.

Orbits

Sig : Time :
 Chief Timekeeper : Ian Sharp (SMART Timing)
 Results available at www.smart-timing.co.uk and www.speedhive.com



SMRC Season Finale
Sorted on best lap time
SMTA Fiesta & Hot Hatch / BMW Championship
Knockhill 1.267 miles
Qualifying 4
07/10/2018 09:30
Practice (10:00 Time) started at 9:29:20

Pos	No.	Name	Make/Model	CC	Class Code	Laps	Best Tm	Diff	Best Speed	2nd Best
1	67	Mark GERAGHTY	Ford Fiesta ST	2000	Guest	7	1:04.600		70.601	1:05.055
2	1	Wayne MacCAULAY	Ford Fiesta ST	2000	ST	7	1:04.715	0.115	70.476	1:04.942
3	85	Blair MURDOCH	Ford Fiesta ST	2000	ST	4	1:05.574	0.974	69.553	1:06.576
4	61	Peter CRUICKSHANK	Ford Fiesta ST	2000	ST	7	1:06.090	1.490	69.010	1:06.511
5	33	Ryan STIRLING	Ford Fiesta ST	2000	Guest	7	1:06.100	1.500	68.999	1:06.173
6	51	Chris MILFORD	Ford Fiesta ST	2000	HHA	7	1:06.150	1.550	68.947	1:06.338
7	34	Martin RAMSAY	Ford Fiesta ST	2000	Guest	7	1:06.664	2.064	68.415	1:07.327
8	37	Russell MORGAN	Ford Fiesta ST	2000	ST	7	1:07.235	2.635	67.834	1:07.419
9	3	Stewart SCOTT	Ford Fiesta ST	2000	ST	7	1:07.475	2.875	67.593	1:07.724
10	86	Adam MORRISON	Mini Cooper	1600	Guest	7	1:07.963	3.363	67.108	1:08.919
11	5	Lorn MURRAY	Ford Fiesta ST	2000	ST	7	1:08.102	3.502	66.971	1:08.506
12	55	Stephen WARD	Ford Fiesta ST	2000	ST	4	1:08.993	4.393	66.106	1:09.953
13	19	Aiden WARD	Ford Fiesta ST	2000	ST	5	1:14.259	9.659	61.418	1:18.859

Announcements

Car No's 34 & 51 - No working transponders - Please fix before 1st Race.

Clerk of the Course.

Orbits

Sig : Time :

Chief Timekeeper : Ian Sharp (SMART Timing)

 Results available at www.smart-timing.co.uk and www.speedhive.com

Printed: 07/10/2018 09:44:53



SMRC Season Finale

SMTA Fiesta & Hot Hatch / BMW Championship

Knockhill 1.267 miles

Qualifying 4

07/10/2018 09:30

Practice (10:00 Time) started at 9:29:20

Lap	Time of Day	Lap Tm	S1	S2	S3	S3Spd	SFSpd	Lap	Time of Day	Lap Tm	S1	S2	S3	S3Spd	SFSpd
(67) Mark GERAGHTY															
1	9:31:09.237			35.155	26.514	53.988	67.717	4	9:34:13.697	1:07.851	22.498	25.732	19.621	86.702	79.795
2	9:32:19.384	1:10.147	23.715	26.510	19.922	86.814	81.146	5	9:35:21.421	1:07.724	22.266	25.583	19.875	86.927	78.765
3	9:33:25.022	1:05.638	21.398	24.569	19.671	89.477	81.540	6	9:36:29.779	1:08.358	22.107	26.395	19.856	86.927	79.511
4	9:34:33.274	1:08.252	21.578	26.362	20.312	88.884	81.639	7	9:37:37.254	1:07.475	21.799	25.487	20.189	87.040	79.606
5	9:35:38.329	1:05.055	21.008	24.777	19.270	89.358	81.441	(86) Adam MORRISON							
6	9:36:43.732	1:05.403	20.967	25.050	19.386	87.494	81.244	1	9:30:47.359			30.058	21.570	81.048	74.481
7	9:37:48.332	1:04.600	20.722	24.708	19.170	89.477	81.244	2	9:31:58.059	1:10.700	23.267	26.407	21.026	83.260	75.742
(1) Wayne MacCAULAY															
1	9:30:59.907			32.799	23.930	56.063	79.230	3	9:33:07.960	1:09.901	22.908	25.887	21.106	83.467	75.828
2	9:32:06.097	1:06.190	21.790	25.008	19.392	88.299	80.561	4	9:34:17.311	1:09.351	22.462	26.169	20.720	82.341	73.102
3	9:33:11.333	1:05.236	21.232	24.724	19.280	88.884	80.853	5	9:35:27.389	1:10.078	22.596	26.034	21.448	69.470	76.259
4	9:34:17.173	1:05.840	21.060	24.978	19.802	89.358	80.561	6	9:36:36.308	1:08.919	22.645	25.809	20.465	82.849	76.259
5	9:35:22.115	1:04.942	21.084	24.679	19.179	89.239	80.950	7	9:37:44.271	1:07.963	22.104	25.528	20.331	82.951	76.345
6	9:36:28.440	1:06.325	21.840	25.081	19.404	88.649	80.176	(5) Lorn MURRAY							
7	9:37:33.155	1:04.715	20.870	24.474	19.371	88.299	80.755	1	9:30:45.209			29.783	22.121	83.363	74.647
(85) Blair MURDOCH															
1	9:30:39.434			28.448	20.868	80.368	79.795	2	9:31:56.149	1:10.940	23.329	26.859	20.752	85.054	78.123
2	9:31:47.161	1:07.727	22.268	25.538	19.921	89.239	81.739	3	9:33:07.972	1:11.823	22.939	26.467	22.417	82.543	66.246
3	9:32:53.737	1:06.576	21.826	24.968	19.782	89.716	81.739	4	9:34:21.289	1:13.317	23.956	28.135	21.226	68.407	77.761
4	9:33:59.311	1:05.574	21.374	24.651	19.549	89.477	81.639	5	9:35:30.109	1:08.820	22.637	26.041	20.142	86.479	77.671
(61) Peter CRUICKSHANK															
1	9:30:57.040			30.171	25.539	53.772	74.481	6	9:36:38.211	1:08.102	22.335	25.515	20.252	86.702	77.047
2	9:32:04.675	1:07.635	22.870	25.320	19.445	86.702	80.950	7	9:37:46.717	1:08.506	22.345	25.708	20.453	86.368	77.047
3	9:33:12.910	1:08.235	21.735	26.897	19.603	87.266	80.465	(55) Stephen WARD							
4	9:34:19.421	1:06.511	21.654	25.470	19.387	86.814	81.343	1	9:34:36.490				21.216	85.379	79.136
5	9:35:25.511	1:06.090	21.930	24.919	19.241	87.952	81.048	2	9:35:46.915	1:10.425	24.041	26.570	19.814	86.479	79.511
6	9:36:32.537	1:07.026	21.840	25.279	19.907	87.040	79.700	3	9:36:55.908	1:08.993	22.913	26.470	19.610	86.702	79.700
7	9:37:39.417	1:06.880	21.634	25.609	19.637	87.494	80.950	4	9:38:05.861	1:09.953	22.783	26.196	20.974	86.479	79.043
(33) Ryan STIRLING															
1	9:30:36.846			28.369	20.787	85.925	80.950	(19) Aiden WARD							
2	9:31:44.942	1:08.096	22.164	25.828	20.104	89.002	80.465	1	9:31:03.350			32.780	25.486	56.346	74.730
3	9:32:51.115	1:06.173	21.374	25.082	19.717	89.358	82.039	2	9:32:27.851	1:24.501	26.556	30.269	27.676	77.313	24.966
4	9:33:57.215	1:06.100	21.445	24.978	19.677	89.002	82.139	3	9:34:38.410	2:10.559	1:20.398	28.545	21.616	83.054	76.519
5	9:35:05.169	1:07.954	21.983	25.510	20.461	84.095	80.272	4	9:35:52.669	1:14.259	24.926	27.905	21.428	83.780	76.694
6	9:36:11.770	1:06.601	21.771	25.192	19.638	89.358	81.639	5	9:37:11.528	1:18.859	24.302	28.180	26.377	79.043	25.575
7	9:37:18.099	1:06.329	21.851	24.776	19.702	90.198	81.739	(51) Chris MILFORD							
(51) Chris MILFORD															
1	9:30:37.574							1	9:30:46.225						
2	9:31:45.965	1:08.391						2	9:31:56.708	1:10.483	23.390	26.224	20.869	87.266	81.146
3	9:32:55.236	1:09.271						3	9:33:05.846	1:09.138	23.140	25.813	20.185	88.068	78.950
4	9:34:01.666	1:06.430						(34) Martin RAMSAY							
5	9:35:07.816	1:06.150						1	9:31:07.796						
6	9:36:14.154	1:06.338						2	9:32:28.171	1:20.375					
7	9:37:21.898	1:07.744						3	9:33:41.665	1:13.494					
(34) Martin RAMSAY															
1	9:30:43.398			29.074	22.431	81.540	74.981	4	9:34:49.687	1:08.022					
2	9:31:54.960	1:11.562	23.545	27.618	20.399	84.095	78.765	5	9:35:57.014	1:07.327					
3	9:33:03.945	1:08.985	22.725	26.356	19.904	86.257	79.700	6	9:37:05.155	1:08.141					
4	9:34:14.583	1:10.638	23.399	26.658	20.581	78.672	79.700	7	9:38:11.819	1:06.664					
5	9:35:24.316	1:09.733	22.271	27.674	19.788	85.270	79.795	(37) Russell MORGAN							
6	9:36:31.551	1:07.235	21.869	25.720	19.646	87.494	79.606	1	9:30:43.398						
7	9:37:38.970	1:07.419	21.833	25.992	19.594	87.153	80.465	2	9:31:54.960	1:11.562	23.545	27.618	20.399	84.095	78.765
(3) Stewart SCOTT															
1	9:30:46.225			29.766	21.457	81.146	75.487	3	9:33:03.945	1:08.985	22.725	26.356	19.904	86.257	79.700
2	9:31:56.708	1:10.483	23.390	26.224	20.869	87.266	81.146	4	9:34:14.583	1:10.638	23.399	26.658	20.581	78.672	79.700
3	9:33:05.846	1:09.138	23.140	25.813	20.185	88.068	78.950	5	9:35:24.316	1:09.733	22.271	27.674	19.788	85.270	79.795

Clerk of the Course.

Orbits

 Sig : _____ Time : _____
 Chief Timekeeper : Ian Sharp (SMART Timing)

 Results available at www.smart-timing.co.uk and www.speedhive.com


SMRC Season Finale


SMTA Fiesta & Hot Hatch / BMW Championship

Knockhill 1.267 miles

Race 4 - 1st Race

07/10/2018 11:45

Race (12 Laps)



POLE POSITION

		POLE POSITION		
2	1	1	1	1
1 Wayne MacCAULAY 1:04.715	67 Mark GERAGHTY 1:04.600			
4	3	2	2	2
61 Peter CRUICKSHANK 1:06.090	85 Blair MURDOCH 1:05.574			
6	5	3	3	3
51 Chris MILFORD 1:06.150	33 Ryan STIRLING 1:06.100			
8	7	4	4	4
37 Russell MORGAN 1:07.235	34 Martin RAMSAY 1:06.664			
10	9	5	5	5
86 Adam MORRISON 1:07.963	3 Stewart SCOTT 1:07.475			
12	11	6	6	6
55 Stephen WARD 1:08.993	5 Lorn MURRAY 1:08.102			
	13	7	7	7
	19 Aiden WARD 1:14.259			

Clerk of the Course.

Orbits

 Sig : _____ Time : _____
 Chief Timekeeper : Ian Sharp (SMART Timing)
 Results available at www.smart-timing.co.uk and www.speedhive.com


Qualifying Results



Bulletin No. _____

SMRC Season Finale

Sorted on best lap time

Scottish Saloon & Sports Car Championship

Knockhill 1.267 miles

Qualifying 5

07/10/2018 09:45

Practice (10:00 Time) started at 9:46:22

Pos	No.	Name	Make/Model	CC	Class Code	Laps	Best Tm	Diff	Best Speed	2nd Best
1	0	Andy FORREST	Westfield Sei	2000	A3	9	55.860		81.648	56.226
2	4	Paul BRYDON	BMW M3	3500	A3	9	56.004	0.144	81.438	56.188
3	9	Ron CUMMING	Nemesis Kit Car	2000	A3	10	56.368	0.508	80.912	56.404
4	37	Andrew GALLACHER	Mitsubishi AG Evo	2000	Guest	4	56.427	0.567	80.827	1:01.347
5	29	Robert DRUMMOND	Ford Escort Cosworth	2000	A1	8	57.959	2.099	78.691	59.137
6	55	Fiona KINDNESS	Subaru Impreza	2000	Guest	9	1:00.089	4.229	75.901	1:01.483
7	77	Ian BONTRHONE	BMW M3	3999	Guest	10	1:00.350	4.490	75.573	1:00.456
8	88	Ian DONALDSON	Misubishi Evo X	2000	A1	6	1:00.906	5.046	74.883	1:01.557
9	70	Oliver MORTIMER	Mini Cooper R53	1600	R53	9	1:00.930	5.070	74.854	1:01.212
10	7	Vic COVEY Jnr	Mini Cooper R53	1600	R53	9	1:01.033	5.173	74.727	1:01.351
11	27	Paul WILSON	Mini Cooper R53	2000	R53	8	1:02.327	6.467	73.176	1:02.336
12	43	Stuart BUCHAN	Mini Cooper R53	1600	R53	9	1:02.752	6.892	72.680	1:03.712
13	62	Paul RANKIN	Westfield Aero	2000	A3	9	1:03.345	7.485	72.000	1:03.699
14	83	Fraser JAMIESON	Mini Cooper R53	1600	R53	8	1:05.153	9.293	70.002	1:05.455
15	85	Lowell FORSYTH	Lotus Exige	2000	A2	9	1:05.153	9.293	70.002	1:05.903
16	26	Andrew PATERSON	BMW E36 318i	1796	B3	8	1:09.121	13.261	65.983	1:10.191
17	177	Neal ROBERTSON	Mini Cooper R53	1600	Guest	5	1:09.158	13.298	65.948	1:11.128
18	18	Ian CREHAN	Mazda MX5	1600	B1	6	1:17.955	22.095	58.506	1:18.834
19	3	Jock BORTHWICK	Mini Cooper R53	1600	Guest			-		
20	34	Scott DUTHIE	BMW Z3	2500	B1			-		

Clerk of the Course.

Orbits

Sig : Time :
Chief Timekeeper : Ian Sharp (SMART Timing)
Results available at www.smart-timing.co.uk and www.speedhive.com



Printed: 07/10/2018 10:01:49



SMRC Season Finale

Scottish Saloon & Sports Car Championship

Knockhill 1.267 miles

Qualifying 5

07/10/2018 09:45

Practice (10:00 Time) started at 9:46:22

Lap	Time of Day	Lap Tm	S1	S2	S3	S3Spd	SFSpd
(0) Andy FORREST							
1	9:48:16.581			29.082	21.762	70.050	97.117
2	9:49:17.680	1:01.099	20.540	22.972	17.587	109.474	107.717
3	9:50:17.945	1:00.265	20.910	22.350	17.005	123.587	121.572
4	9:51:15.120	57.175	18.898	21.726	16.551	122.014	122.459
5	9:52:11.346	56.226	18.452	22.121	15.653	121.572	122.459
6	9:53:08.085	56.739	19.082	21.827	15.830	124.968	120.915
7	9:54:04.328	56.243	18.159	22.300	15.784	120.480	121.572
8	9:55:00.188	55.860	18.074	21.641	16.145	127.824	118.565
9	9:56:16.075	1:15.887	21.330	31.185	23.372	68.060	71.391

(4) Paul BRYDON							
1	9:47:55.274			27.281	18.525	97.117	102.611
2	9:48:58.743	1:03.469	20.834	26.171	16.464	114.129	108.413
3	9:49:55.627	56.884	18.645	21.791	16.448	116.304	109.296
4	9:50:51.815	56.188	18.344	21.590	16.254	115.703	108.941
5	9:51:55.704	1:03.889	18.954	25.148	19.787	114.910	84.095
6	9:52:53.514	57.810	19.856	21.819	16.135	115.107	109.474
7	9:53:49.967	56.453	18.500	21.387	16.566	113.166	108.764
8	9:54:45.971	56.004	18.104	21.476	16.424	114.714	107.372
9	9:55:57.650	1:11.679	21.323	26.294	24.062	93.205	26.525

(9) Ron CUMMING							
1	9:48:16.193			26.655	21.041	71.543	96.697
2	9:49:17.054	1:00.861	20.265	23.051	17.545	111.290	101.678
3	9:50:16.789	59.735	20.179	22.760	16.796	112.408	107.030
4	9:51:15.881	59.092	19.073	22.416	17.603	114.518	106.520
5	9:52:12.827	56.946	18.564	22.007	16.375	116.709	109.653
6	9:53:11.000	58.173	18.723	22.688	16.762	114.323	108.941
7	9:54:08.149	57.149	18.607	22.045	16.497	115.504	109.474
8	9:55:04.517	56.368	18.345	21.950	16.073	116.506	110.739
9	9:56:03.511	58.994	19.131	23.068	16.795	117.116	110.193
10	9:56:59.915	56.404	18.338	21.870	16.196	116.304	109.832

(37) Andrew GALLACHER							
1	9:48:03.412			29.782	20.777	70.565	109.653
2	9:49:04.759	1:01.347	23.168	22.049	16.130	118.356	122.014
3	9:50:01.186	56.427	19.146	21.306	15.975	126.142	122.014
4	9:51:17.463	1:16.277	22.093	27.867	26.317	86.257	40.208

(29) Robert DRUMMOND							
1	9:47:56.876			28.886	21.708	67.175	95.459
2	9:49:01.241	1:04.365	23.149	24.268	16.948	117.940	120.265
3	9:50:00.378	59.137	19.539	22.663	16.935	119.835	120.480
4	9:50:58.337	57.959	19.330	21.953	16.676	121.133	122.236
5	9:51:57.930	59.593	19.120	23.358	17.115	115.305	122.908
6	9:53:07.644	1:09.714	20.979	26.746	21.989	104.043	34.274
7	9:55:46.137	2:38.493	1:56.836	24.321	17.336	106.351	121.133
8	9:56:59.035	1:12.898	19.462	25.563	27.873	73.745	26.875

(55) Fiona KINDNESS							
1	9:47:43.986			32.212	21.693	62.310	104.204
2	9:48:54.131	1:10.145	24.869	27.173	18.103	96.836	101.832
3	9:49:56.420	1:02.289	20.897	23.762	17.630	98.688	108.588
4	9:50:57.903	1:01.483	20.983	23.446	17.054	107.372	107.890
5	9:52:00.120	1:02.217	21.009	23.491	17.717	97.257	108.413
6	9:53:00.209	1:00.089	20.395	22.776	16.918	110.922	109.474
7	9:54:20.306	1:20.097	23.334	33.274	23.489	52.183	98.688
8	9:55:23.257	1:02.951	20.869	23.261	18.821	106.015	103.402
9	9:56:25.281	1:02.024	20.954	23.406	17.664	109.653	105.349

(77) Ian BONTHRONE							
1	9:47:45.420			32.648	21.728	59.387	100.914
2	9:48:48.417	1:02.997	20.973	24.010	18.014	108.764	100.011
3	9:49:49.602	1:01.185	20.050	23.480	17.655	108.941	100.611
4	9:50:50.075	1:00.473	19.711	23.341	17.421	108.764	101.066
5	9:51:50.531	1:00.456	19.678	23.440	17.338	108.764	100.762
6	9:52:52.395	1:01.864	20.148	24.344	17.372	108.588	101.832
7	9:53:54.199	1:01.804	20.253	22.751	18.800	108.941	100.011
8	9:54:56.010	1:01.811	21.110	23.171	17.530	108.238	99.566
9	9:55:56.360	1:00.350	19.510	23.292	17.548	108.064	99.566
10	9:57:11.838	1:15.478	21.502	27.081	26.895	62.194	22.888

Lap	Time of Day	Lap Tm	S1	S2	S3	S3Spd	SFSpd
(88) Ian DONALDSON							
1	9:47:48.828			26.289	19.075	89.358	112.408
2	9:48:51.324	1:02.496	20.944	23.988	17.564	120.480	105.184
3	9:49:52.230	1:00.906	20.117	23.311	17.478	119.409	112.408
4	9:50:53.787	1:01.557	20.316	23.958	17.283	116.912	114.518
5	9:51:57.396	1:03.609	20.206	25.618	17.785	106.183	113.166
6	9:53:02.713	1:05.317	19.840	24.228	21.249	100.460	35.227

(70) Oliver MORTIMER							
1	9:48:05.727			21.055		67.242	87.380
2	9:49:08.980	1:03.253		18.319		95.868	88.068
3	9:50:12.014	1:03.034		18.573		94.518	87.952
4	9:51:12.944	1:00.930		18.138		97.117	88.183
5	9:52:14.164	1:01.220		18.143			87.722
6	9:53:16.786	1:02.622		18.636		91.055	87.266
7	9:54:17.998	1:01.212		18.137		96.558	87.266
8	9:55:24.676	1:06.678		20.653		76.607	85.379
9	9:56:28.399	1:03.723		18.711		89.477	86.927

(7) Vic COVEY Jnr							
1	9:48:20.580			26.762	22.732	55.006	88.183
2	9:49:25.380	1:04.800	20.218	25.557	19.025	94.120	89.239
3	9:50:27.446	1:02.066	20.055	23.701	18.310	97.540	87.040
4	9:51:29.262	1:01.816	19.949	23.515	18.352	97.824	87.266
5	9:52:30.295	1:01.033	19.781	23.199	18.053	96.976	88.649
6	9:53:34.013	1:03.718	20.612	24.251	18.855	95.731	88.416
7	9:54:37.053	1:03.040	19.766	24.640	18.634	93.857	88.416
8	9:55:38.404	1:01.351	19.855	23.381	18.115	96.976	86.927
9	9:56:40.610	1:02.206	20.047	23.722	18.437	95.731	87.494

(27) Paul WILSON							
1	9:48:10.956			26.304	23.959	67.310	83.780
2	9:49:16.091	1:05.135	21.459	23.703	19.973	93.076	86.035
3	9:50:19.037	1:02.946	20.607	23.477	18.862	96.976	86.702
4	9:51:21.793	1:03.718	20.747	23.394	18.615	96.419	86.146
5	9:52:24.129	1:02.336	20.407	23.405	18.524	94.785	86.479
6	9:53:26.456	1:02.327	20.536	23.343	18.448	95.053	86.368
7	9:54:35.504	1:09.048	21.889	24.507	22.652	88.416	34.432
8	9:57:05.205	2:29.701	1:45.526	25.501	18.674	93.335	85.270

(43) Stuart BUCHAN							
1	9:48:04.001			29.805	22.023	75.742	79.795
2	9:49:16.538	1:12.537	24.308	27.430	20.799	91.179	84.839
3	9:50:22.053	1:05.515	21.552	24.692	19.271	90.564	83.989
4	9:51:26.769	1:04.716	21.579	24.292	18.845	93.076	84.625
5	9:52:29.521	1:02.752	20.698	23.558	18.496	93.465	85.162
6	9:53:35.308	1:05.787	22.121	24.492	19.174	93.335	84.412
7	9:54:39.020	1:03.712	20.642	24.406	18.664	93.857	84.839
8	9:55:43.039	1:04.019	20.605	24.180	19.234	92.947	84.518
9	9:56:46.800	1:03.761	20.843	24.109	18.809	92.054	84.946

(62) Paul RANKIN							
1	9:48:16.806			30.355	22.307	67.854	77.224
2	9:49:26.194	1:09.388					



SMRC Season Finale

Scottish Saloon & Sports Car Championship

Knockhill 1.267 miles

Qualifying 5

07/10/2018 09:45

Practice (10:00 Time) started at 9:46:22

Lap	Time of Day	Lap Tm	S1	S2	S3	S3Spd	SFSpd	Lap	Time of Day	Lap Tm	S1	S2	S3	S3Spd	SFSpd
2	9:49:17.170	1:14.415	25.226	27.149	22.040	96.005	86.257								
3	9:50:28.172	1:11.002	24.404	26.986	19.612	100.011	98.398								
4	9:51:35.764	1:07.592	22.716	25.713	19.163	108.764	98.398								
5	9:52:46.788	1:11.024			18.806	103.084	103.721								
6	9:53:53.138	1:06.350		25.568	19.396	92.947	102.454								
7	9:54:59.041	1:05.903	22.626	24.892	18.385	108.764	100.762								
8	9:56:05.304	1:06.263	21.321	24.945	19.997	97.540	95.459								
9	9:57:10.457	1:05.153	21.827	25.234	18.092	107.717	107.201								

(26) Andrew PATERSON

1	9:47:57.989			34.108	23.522	68.970	83.054
2	9:49:16.259	1:18.270	25.130	30.993	22.147	78.857	75.233
3	9:50:33.798	1:17.539	26.825	29.705	21.009	82.139	84.839
4	9:51:46.652	1:12.854	23.564	28.706	20.584	86.479	87.608
5	9:52:58.391	1:11.739	23.210	28.272	20.257	87.952	85.815
6	9:54:08.582	1:10.191	22.853	27.582	19.756	92.435	86.257
7	9:55:17.703	1:09.121	22.662	27.245	19.214	93.595	88.183
8	9:56:39.035	1:21.332	23.564	31.787	25.981	75.914	28.185

(177) Neal ROBERTSON

1	9:47:52.297			32.000	23.053	57.802	81.146
2	9:49:09.362	1:17.065	23.033	33.181	20.851	81.244	79.700
3	9:50:20.490	1:11.128	22.618	26.291	22.219	88.649	78.765
4	9:51:29.648	1:09.158	22.696	26.445	20.017	87.837	83.363
5	9:52:53.486	1:23.838			25.451	76.694	32.961

(18) Ian CREHAN

1	9:47:55.047			34.335	24.418	60.621	79.136
2	9:49:22.208	1:27.161	27.425	33.039	26.697	76.870	72.864
3	9:50:41.042	1:18.834	28.735	28.220	21.879	88.884	76.694
4	9:52:05.213	1:24.171	29.065	31.982	23.124	74.647	75.317
5	9:53:23.168	1:17.955	25.483	30.808	21.664	81.839	77.047
6	9:54:48.795	1:25.627	26.978	29.737	28.912	77.851	24.087

Clerk of the Course.

Sig : Time :

Chief Timekeeper : Ian Sharp (SMART Timing)

Results available at www.smart-timing.co.uk and www.speedhive.com

Printed: 07/10/2018 10:02:18

Orbits





SMRC Season Finale


Scottish Saloon & Sports Car Championship

Knockhill 1.267 miles

Race 5 - 1st Race

07/10/2018 12:10

Race (12 Laps)



POLE POSITION

2 4 Paul BRYDON 56.004	1 0 Andy FORREST 55.860	1
4 37 Andrew GALLACHER 56.427	3 9 Ron CUMMING 56.368	2
6 55 Fiona KINDNESS 1:00.089	5 29 Robert DRUMMOND 57.959	3
8 88 Ian DONALDSON 1:00.906	7 77 Ian BONTHRONE 1:00.350	4
10 7 Vic COVEY Jnr 1:01.033	9 70 Oliver MORTIMER 1:00.930	5
12 43 Stuart BUCHAN 1:02.752	11 27 Paul WILSON 1:02.327	6
14 83 Fraser JAMIESON 1:05.153	13 62 Paul RANKIN 1:03.345	7
16 26 Andrew PATERSON 1:09.121	15 85 Lowell FORSYTH 1:05.153	8
18 18 Ian CREHAN 1:17.955	17 177 Neal ROBERTSON 1:09.158	9
20 34 Scott DUTHIE	19 3 Jock BORTHWICK	10

Clerk of the Course.

Orbits

Sig : Time :
 Chief Timekeeper : Ian Sharp (SMART Timing)
 Results available at www.smart-timing.co.uk and www.speedhive.com





OFFICIAL FEEDER SERIES

Qualifying Results

Bulletin No. _____



SMRC Season Finale

Sorted on best lap time

Scottish Formula Ford 1600 Championship

Knockhill 1.267 miles

Qualifying 6

07/10/2018 10:05

Practice (10:00 Time) started at 10:03:24

Pos	No.	Name	Make/Model	CC	Class Code	Laps	Best Tm	Diff	Best Speed	2nd Best
1	1	Ross MARTIN	Ray GR17	1600	FFA	9	1:00.741		75.087	1:00.881
2	33	Jordan GRONKOWSKI	Van Diemen JL012K	1600	FFA	9	1:01.496	0.755	74.165	1:01.930
3	3	Neil BROOME	Ray GR17	1600	FFA	9	1:02.178	1.437	73.351	1:02.909
4	88	Sebastian MELROSE	Ray GR18	1600	FFA	9	1:02.241	1.500	73.277	1:02.338
5	70	Gary SYKES	Ray GR10	1600	FFA	9	1:02.300	1.559	73.208	1:02.708
6	18	Michael MacPHERSON	Ray GR14	1600	Guest	9	1:02.322	1.581	73.182	1:02.895
7	92	Matthew CHISHOLM	Van Diemen RF00	1600	FFA	9	1:02.585	1.844	72.874	1:02.857
8	29	Ross HOWE	Van Diemen RF99	1600	FFA	9	1:03.214	2.473	72.149	1:03.873
9	9	Logan HANNAH	Ray GR10	1600	Guest	8	1:05.378	4.637	69.761	1:06.085
10	77	Fraser GRAY	Ray GR14	1600	FFA	8	1:06.889	6.148	68.185	1:08.212

Announcements

Car No.1 - No working transponder - Please fix before first Race.

Clerk of the Course.

Sig : Time :

Chief Timekeeper : Ian Sharp (SMART Timing)

Results available at www.smart-timing.co.uk and www.speedhive.com

Printed: 07/10/2018 10:23:30

Orbits



SMRC Season Finale

Scottish Formula Ford 1600 Championship

Knockhill 1.267 miles

Qualifying 6

07/10/2018 10:05

Practice (10:00 Time) started at 10:03:24

Lap	Time of Day	Lap Tm	S1	S2	S3	S3Spd	SFSpd
(1) Ross MARTIN							
1	10:04:43.314						
2	10:05:45.949	1:02.635					
3	10:13:01.913	7:15.964					
4	10:14:03.827	1:01.914					
5	10:15:05.984	1:02.157					
6	10:16:07.880	1:01.896					
7	10:17:08.860	1:00.980					
8	10:18:09.741	1:00.881					
9	10:19:10.482	1:00.741					
(33) Jordan GRONKOWSKI							
1	10:04:32.430			25.667	19.061	95.053	87.837
2	10:05:36.227	1:03.797	20.754	24.782	18.261	97.257	89.716
3	10:13:11.526	5:18.628		24.614	18.350	98.688	90.320
4	10:14:14.133	1:02.607	20.309	24.015	18.283	98.833	90.442
5	10:15:16.558	1:02.425	20.251	24.073	18.101	98.398	90.564
6	10:16:18.730	1:02.172	19.942	23.854	18.376	100.762	91.179
7	10:17:20.851	1:02.121	20.097	23.727	18.297	100.460	89.957
8	10:18:22.781	1:01.930	19.914	23.894	18.122	99.419	90.442
9	10:19:24.277	1:01.496	19.783	23.777	17.936	98.688	91.552
(3) Neil BROOME							
1	10:04:37.169			26.519	19.173	95.868	90.198
2	10:05:42.691	1:05.522	21.504	25.155	18.863	96.419	90.564
3	10:13:07.928	6:15.264		25.618	18.955	97.824	90.809
4	10:14:11.553	1:03.625		24.301	18.610	99.714	90.932
5	10:15:14.712	1:03.159	20.488	24.473	18.198	98.398	91.552
6	10:16:18.153	1:03.441	20.459	24.600	18.382	100.460	90.932
7	10:17:20.331	1:02.178	20.082	23.982	18.114	99.714	91.303
8	10:18:23.240	1:02.909	20.114	24.410	18.385	97.682	91.802
9	10:19:27.083	1:03.843	20.158	24.813	18.872	97.540	92.947
(88) Sebastian MELROSE							
1	10:04:48.288			25.860	18.821	96.836	89.477
2	10:05:53.281	1:04.993	21.651	24.980	18.362	97.540	90.809
3	10:13:05.667	6:04.966		25.204	19.665	100.460	81.540
4	10:14:12.216	1:06.549		24.479	20.274	98.543	79.417
5	10:15:17.462	1:05.246	21.866	24.630	18.750	96.697	90.564
6	10:16:20.071	1:02.609	20.128	24.450	18.031	99.566	92.181
7	10:17:22.542	1:02.471	20.402	23.863	18.206	100.611	91.427
8	10:18:24.880	1:02.338	20.256	23.877	18.205	99.272	91.677
9	10:19:27.121	1:02.241	20.053	23.999	18.189	100.762	91.055
(70) Gary SYKES							
1	10:04:39.056			26.716	20.238	88.532	88.767
2	10:05:44.345	1:05.289	21.384	24.947	18.958	96.976	89.596
3	10:13:04.431	6:05.804		25.447	18.745	97.967	89.716
4	10:14:09.953	1:05.522		25.162	18.480	96.005	89.957
5	10:15:13.292	1:03.339	20.565	24.073	18.701	97.540	89.239
6	10:16:18.756	1:05.464	21.574	24.614	19.276	97.257	88.649
7	10:17:22.959	1:04.203	20.738	24.282	19.183	97.682	90.077
8	10:18:25.667	1:02.708	20.167	24.208	18.333	97.682	90.320
9	10:19:27.967	1:02.300	19.974	23.785	18.541	98.543	91.179
(18) Michael MacPHERSON							
1	10:04:38.467			25.867	19.703	96.143	88.649
2	10:05:43.800	1:05.333	21.551	24.864	18.918	96.697	89.716
3	10:13:03.725	6:08.947		25.514	18.505	97.967	89.716
4	10:14:10.428	1:06.703		25.203	18.676	97.967	90.442
5	10:15:13.557	1:03.129	20.869	23.853	18.407	100.011	92.181
6	10:16:16.452	1:02.895	20.744	23.887	18.264	99.125	90.809
7	10:17:19.381	1:02.929	20.427	24.202	18.300	99.125	91.179
8	10:18:21.703	1:02.322	20.636	23.581	18.105	99.272	91.055
9	10:19:24.622	1:02.919	20.280	24.614	18.025	95.053	92.054
(92) Matthew CHISHOLM							
1	10:04:36.491			26.364	19.312	92.947	88.649
2	10:05:41.674	1:05.183	21.270	25.025	18.888	94.919	89.716
3	10:13:14.517	6:23.980		25.694	19.560	92.562	89.477
4	10:14:21.053	1:06.536		25.861	18.854	96.976	91.427
5	10:15:24.168	1:03.115	20.873	23.938	18.304	97.399	91.427
6	10:16:27.163	1:02.995	20.347	24.208	18.440	96.419	91.303

Lap	Time of Day	Lap Tm	S1	S2	S3	S3Spd	SFSpd
7	10:17:30.274	1:03.111	20.720	24.167	18.224	97.257	91.552
8	10:18:32.859	1:02.585	20.178	23.992	18.415	96.005	91.427
9	10:19:35.716	1:02.857	20.401	24.195	18.261	97.682	91.179
(29) Ross HOWE							
1	10:04:50.885			26.710	18.927	94.252	90.442
2	10:05:58.226	1:07.341	21.343	27.000	18.998	95.731	90.442
3	10:13:15.446	1:38.517		25.608	19.741	97.257	90.320
4	10:14:21.624	1:06.178	21.276	26.101	18.801	93.988	91.552
5	10:15:26.861	1:05.237	21.631	25.073	18.533	96.697	92.054
6	10:16:30.734	1:03.873	20.541	24.761	18.571	97.682	91.677
7	10:17:34.653	1:03.919	20.502	24.741	18.676	97.824	90.809
8	10:18:38.866	1:04.213	20.689	24.824	18.700	97.540	91.055
9	10:19:42.080	1:03.214	20.224	24.449	18.541	98.398	90.932
(9) Logan HANNAH							
1	10:04:53.409			27.246	20.021	95.459	88.299
2	10:06:04.309	1:10.900	21.871	27.796	21.233	92.818	87.380
3	10:13:17.468	5:46.405		29.629	20.563	77.941	87.837
4	10:14:25.771	1:08.303		26.309	20.430	83.885	87.608
5	10:15:34.555	1:08.784	24.142	25.597	19.045	95.595	89.836
6	10:16:40.640	1:06.085	21.523	25.332	19.230	97.967	88.884
7	10:17:47.964	1:07.324	21.006	25.055	21.263	92.181	87.608
8	10:18:53.342	1:05.378	21.342	24.809	19.227	98.111	86.035
(77) Fraser GRAY							
1	10:04:49.699			29.628	21.785	83.780	87.837
2	10:06:02.519	1:12.820	24.790	27.796	20.234	92.308	88.884
3	10:13:12.012	5:46.263		26.425	19.525	95.188	90.320
4	10:14:20.853	1:08.841		25.667	19.147	96.281	89.002
5	10:15:29.065	1:08.212	22.901	25.936	19.375	96.558	90.198
6	10:16:35.954	1:06.889	22.607	25.340	18.942	97.257	90.564
7	10:17:51.171	1:15.217	22.586	27.660	24.971	86.702	35.469
8	10:19:38.513	1:47.342	1:02.799	25.332	19.211	96.976	90.442

Clerk of the Course.

Sig : Time :
 Chief Timekeeper : Ian Sharp (SMART Timing)

Results available at www.smart-timing.co.uk and www.speedhive.com

Printed: 07/10/2018 10:23:48

Orbits



SMRC Season Finale


Scottish Formula Ford 1600 Championship

Knockhill 1.267 miles

Race 6 - 1st Race

07/10/2018 13:30

Race (12 Laps)



POLE POSITION

2
33 Jordan GRONKOWSKI 1:01.496
4
88 Sebastian MELROSE 1:02.241
6
18 Michael MacPHERSON 1:02.322
8
29 Ross HOWE 1:03.214
10
77 Fraser GRAY 1:06.889

1
1 Ross MARTIN 1:00.741
3
3 Neil BROOME 1:02.178
5
70 Gary SYKES 1:02.300
7
92 Matthew CHISHOLM 1:02.585
9
9 Logan HANNAH 1:05.378

1
2
3
4
5

Clerk of the Course.

Sig : Time :
Chief Timekeeper : Ian Sharp (SMART Timing)

Results available at www.smart-timing.co.uk and www.speedhive.com

Orbits





Race Results



Bulletin No. _____

SMRC Season Finale

Sorted on Laps

Scottish Legends Championship

Knockhill 1.267 miles

Race 1 - Heat 1

07/10/2018 10:30

Race (8 Laps) started at 10:31:53

Pos	No.	Name	Make/Model	CC	Class Code	Laps	Total Tm	Diff	Best Tm	In Lap	2nd Best
1	60	David NEWALL	Ford Coupe	1250	L	8	8:41.628		1:03.752	7	1:03.800
2	15	Steven McGILL	Ford Coupe	1250	L	8	8:45.171	3.543	1:04.569	5	1:04.698
3	8	Jordan HODGSON	Ford Coupe	1250	L	8	8:45.270	3.642	1:04.587	7	1:04.671
4	6	David HUNTER	Ford Coupe	1250	L	8	8:49.986	8.358	1:04.516	3	1:04.703
5	37	Ivor GREENWOOD	Ford Coupe	1250	L	8	8:50.150	8.522	1:04.689	5	1:04.807
6	71	Ryan McLEISH	Ford Coupe	1250	L	8	8:50.510	8.882	1:04.215	5	1:04.658
7	22	Ben MASON	Chevy Sedan	1250	L	8	8:50.640	9.012	1:04.767	7	1:04.822
8	85	Mark BEATY	Ford Coupe	1250	L	8	8:54.741	13.113	1:05.449	6	1:05.513
9	7	Duncan VINCENT	Ford Coupe	1250	LT	8	9:03.381	21.753	1:06.066	6	1:06.164
10	86	Jon CRITCHLOW	Chevy Sedan	1250	LR	8	9:03.735	22.107	1:05.947	7	1:06.190
11	5	Michael PAXTON	Ford Coupe	1250	L	8	9:10.856	29.228	1:07.186	6	1:07.659
12	69	Gerard McCOSH	Ford Coupe	1250	L	8	9:15.472	33.844	1:07.334	6	1:07.479
13	33	Kieran BEATY	Ford Coupe	1250	L	8	9:17.398	35.770	1:08.152	6	1:08.304
14	30	Mark FRENCH	Ford Coupe	1250	LR	8	9:17.743	36.115	1:07.524	7	1:07.667
15	2	Robert WOODSIDE	Ford Coupe	1250	L	8	9:31.888	50.260	1:09.771	7	1:09.827
16	16	John BUSHBY	Ford Coupe	1250	L	8	9:32.979	51.351	1:08.571	4	1:08.985

Margin of Victory	Avg. Speed	Best Lap Tm	Best Speed	Best Lap by
3.543	69.948	1:03.752	71.540	60 - David NEWALL

Clerk of the Course.

Orbits

Sig : Time :
Chief Timekeeper : Ian Sharp (SMART Timing)

Results available at www.smart-timing.co.uk and www.speedhive.com

Printed: 07/10/2018 10:43:38



SMRC Season Finale

Scottish Legends Championship

Knockhill 1.267 miles

Race 1 - Heat 1

07/10/2018 10:30

Race (8 Laps) started at 10:31:53

Lap	Time of Day	Lap Tm	S1	S2	S3	S3Spd	SFSpd	Lap	Time of Day	Lap Tm	S1	S2	S3	S3Spd	SFSpd
(60) David NEWALL								(7) Duncan VINCENT							
1	10:33:04.026	1:09.496	25.921	24.673	18.902	96.419	90.077	1	10:33:06.837	1:11.127	25.925	25.971	19.231	96.419	92.562
2	10:34:08.573	1:04.547	20.459	24.881	19.207	95.595	91.055	2	10:34:18.296	1:11.459			19.716	93.076	88.183
3	10:35:13.764	1:05.191	21.112	25.205	18.874	96.143	90.077	3	10:35:24.773	1:06.477		25.316	19.763	94.919	89.957
4	10:36:17.564	1:03.800	20.641	24.550	18.609	94.919	89.477	4	10:36:30.978	1:06.205	21.464	25.302	19.439	95.595	90.686
5	10:37:21.873	1:04.309	20.844	24.691	18.774	94.252	88.416	5	10:37:37.142	1:06.164	21.265	25.376	19.523	94.120	89.477
6	10:38:25.819	1:03.946	20.895	24.345	18.706	94.785	89.002	6	10:38:43.208	1:06.066	21.169	25.331	19.566	94.120	87.952
7	10:39:29.571	1:03.752	20.660	24.433	18.659	94.785	89.239	7	10:39:49.500	1:06.292	21.308	25.413	19.571	93.595	88.299
8	10:40:34.706	1:05.135	20.855	24.673	19.607	94.120	72.159	8	10:40:56.459	1:06.959	21.458	25.615	19.886	93.726	85.596
(15) Steven McGILL								(86) Jon CRITCHLOW							
1	10:33:04.159	1:09.743	25.395	24.942	19.406	93.335	90.442	1	10:33:08.999	1:15.176	28.197	26.832	20.147	92.435	86.927
2	10:34:08.857	1:04.698	21.024	24.598	19.076	95.595	90.077	2	10:34:16.734	1:07.735	21.968	25.886	19.881	93.076	86.146
3	10:35:14.427	1:05.570	21.111	25.097	19.362	96.976	91.802	3	10:35:23.346	1:06.612	21.603	25.522	19.487	92.435	85.596
4	10:36:19.183	1:04.756	21.064	24.742	18.950	96.143	90.686	4	10:36:30.492	1:07.146	21.760	25.887	19.499	91.055	86.035
5	10:37:23.752	1:04.569	21.015	24.755	18.799	96.697	91.928	5	10:37:38.032	1:07.540	22.171	25.744	19.625	91.677	86.590
6	10:38:28.538	1:04.786	20.951	25.045	18.790	96.005	92.308	6	10:38:44.222	1:06.190	21.191	25.523	19.476	91.677	86.035
7	10:39:33.463	1:04.925	21.008	24.786	19.131	97.257	89.957	7	10:39:50.169	1:05.947	21.298	25.352	19.297	91.427	86.702
8	10:40:38.249	1:04.786	20.843	25.050	18.893	93.465	88.299	8	10:40:56.813	1:06.644	21.175	25.739	19.730	91.179	86.590
(8) Jordan HODGSON								(5) Michael PAXTON							
1	10:33:02.486	1:08.967	24.490	25.144	19.333	93.988	90.077	1	10:33:07.665	1:13.750	26.626	26.753	20.371	94.651	88.416
2	10:34:08.354	1:05.868	21.082	24.900	19.886	94.252	89.596	2	10:34:15.878	1:08.213	22.849	25.702	19.662	94.785	88.068
3	10:35:14.200	1:05.846	21.105	25.362	19.379	95.459	91.055	3	10:35:24.256	1:08.378	21.707	25.829	20.842	93.335	89.358
4	10:36:18.942	1:04.742	20.969	24.653	19.120	95.731	89.957	4	10:36:31.915	1:07.659	21.778	25.742	20.139	96.697	87.380
5	10:37:23.613	1:04.671	20.856	24.931	18.884	95.595	90.809	5	10:37:39.673	1:07.758	21.657	25.962	20.139	94.651	88.532
6	10:38:28.389	1:04.776	20.810	25.044	18.922	95.323	90.320	6	10:38:46.859	1:07.186	21.566	25.916	19.704	93.857	87.608
7	10:39:32.976	1:04.587	20.792	25.076	18.719	96.836	90.320	7	10:39:55.108	1:08.249	21.742	26.426	20.081	90.198	87.952
8	10:40:38.348	1:05.372	20.959	25.502	18.911	97.540	91.802	8	10:41:03.934	1:08.826	21.591	26.971	20.264	91.677	87.153
(6) David HUNTER								(69) Gerard McCOSH							
1	10:33:07.599	1:12.592	27.183	25.762	19.647	96.836	91.552	1	10:33:13.201	1:16.350	27.759	27.813	20.778	89.716	83.989
2	10:34:14.252	1:06.653	22.118	25.471	19.064	96.143	90.686	2	10:34:23.007	1:09.806	23.274	26.859	19.673	93.595	88.416
3	10:35:18.768	1:04.516	20.977	24.430	19.109	96.836	90.686	3	10:35:31.038	1:08.031	21.842	26.211	19.978	92.818	85.815
4	10:36:23.638	1:04.870	21.277	24.743	18.850	98.543	90.932	4	10:36:38.542	1:07.504	21.774	26.074	19.656	92.818	85.815
5	10:37:28.363	1:04.725	21.016	24.862	18.847	96.281	90.932	5	10:37:46.107	1:07.565	21.594	25.755	20.216	92.562	86.702
6	10:38:33.066	1:04.703	21.099	24.678	18.926	96.976	91.303	6	10:38:53.441	1:07.334	21.623	25.728	19.983	93.726	87.608
7	10:39:38.101	1:05.035	21.477	24.718	18.840	97.967	90.932	7	10:40:00.920	1:07.479	21.934	25.809	19.736	94.518	86.257
8	10:40:43.064	1:04.963	20.961	25.079	18.923	92.818	89.358	8	10:41:08.550	1:07.630	21.344	26.384	19.902	90.320	84.200
(37) Ivor GREENWOOD								(33) Kieran BEATY							
1	10:33:06.680	1:11.226	25.821	26.203	19.202	96.976	89.358	1	10:33:10.278	1:14.869	27.565	26.997	20.307	94.385	88.068
2	10:34:12.540	1:05.860	21.850	25.273	18.737	95.053	89.477	2	10:34:18.957	1:08.679	21.895	26.628	20.156	93.988	86.814
3	10:35:17.937	1:05.397	21.292	25.090	19.015	93.857	90.198	3	10:35:27.738	1:08.781	21.805	26.554	20.422	86.035	84.518
4	10:36:23.127	1:05.190	21.131	25.236	18.823	94.385	89.836	4	10:36:36.208	1:08.470	21.797	26.554	20.119	91.928	86.927
5	10:37:27.816	1:04.689	21.100	24.985	18.604	93.857	90.320	5	10:37:45.018	1:08.810	21.893	26.553	20.364	91.179	87.380
6	10:38:32.623	1:04.807	21.088	24.893	18.826	94.651	90.320	6	10:38:53.170	1:08.152	21.619	26.378	20.155	91.552	87.266
7	10:39:37.619	1:04.996	21.307	25.005	18.684	93.988	90.442	7	10:40:01.474	1:08.304	21.863	26.032	20.409	91.179	86.927
8	10:40:43.228	1:05.609	20.932	25.924	18.753	93.857	91.802	8	10:41:10.476	1:09.002	21.960	26.707	20.335	91.179	86.257
(71) Ryan McLEISH								(30) Mark FRENCH							
1	10:33:08.306	1:12.502	26.719	26.438	19.345	94.120	90.198	1	10:33:12.644	1:16.314	27.464	27.998	20.852	89.477	83.467
2	10:34:14.620	1:06.314	21.879	25.203	19.232	96.281	89.957	2	10:34:21.872	1:09.228	22.617	26.612	19.999	88.884	82.543
3	10:35:19.479	1:04.859	21.116	24.531	19.212	94.919	90.320	3	10:35:29.977	1:08.105	21.753	26.325	20.027	88.649	83.571
4	10:36:24.518	1:05.039	21.117	24.820	19.102	94.919	89.477	4	10:36:37.644	1:07.667	21.648	26.193	19.826	89.120	83.675
5	10:37:28.733	1:04.215	20.832	24.544	18.839	96.558	90.320	5	10:37:46.075	1:08.431	21.675	26.193	20.563	89.836	84.095
6	10:38:33.527	1:04.794	20.948	24.911	18.935	95.053	89.836	6	10:38:54.712	1:08.637	22.317	26.274	20.046	89.358	83.885
7	10:39:38.185	1:04.658	20.881	24.748	19.029	94.785	88.299	7	10:40:02.236	1:07.524	21.494	26.196	19.834	90.932	85.270
8	10:40:43.588	1:05.403	21.137	25.324	18.942	92.308	89.120	8	10:41:10.821	1:08.585	21.603	26.696	20.286	90.077	83.571
(22) Ben MASON								(2) Robert WOODSIDE							
1	10:33:07.485	1:13.203	26.973	26.275	19.955	93.335	89.120	1	10:33:12.271	1:15.066	26.560	27.754	20.752	89.957	84.732
2	10:34:12.873	1:05.388	21.547	24.858	18.983	96.697	88.884	2	10:34:23.651	1:11.380	22.872	28.116	20.392	90.198	86.035
3	10:35:18.693	1:05.820	21.232	25.110	19.478	94.120	90.564	3	10:35:33.478	1:09.827	22.331	27.334	20.162	90.198	84.518
4	10:36:23.913	1:05.220	20.836	25.076	19.308	94.252	89.477	4	10:36:43.402	1:09.924	22.424	27.250	20.250	89.477	84.095
5	10:37:29.067	1:05.154	20.961												

SMRC Season Finale

Scottish Legends Championship

Knockhill 1.267 miles

Race 1 - Heat 1

07/10/2018 10:30

Race (8 Laps) started at 10:31:53

Lap	Time of Day	Lap Tm	S1	S2	S3	S3Spd	SFSpd	Lap	Time of Day	Lap Tm	S1	S2	S3	S3Spd	SFSpd
7	10:40:14.688	1:09.771	22.232	27.401	20.138	89.957	84.412								
8	10:41:24.966	1:10.278	22.282	27.619	20.377	88.299	84.200								
(16) John BUSHBY															
1	10:33:16.078	1:22.732	35.287	27.246	20.199	89.716	86.035								
2	10:34:26.345	1:10.267	22.750	27.235	20.282	89.596	85.596								
3	10:35:35.330	1:08.985	21.763	27.059	20.163	91.427	83.571								
4	10:36:43.901	1:08.571	21.878	26.961	19.732	91.802	85.270								
5	10:37:53.868	1:09.967	22.631	27.059	20.277	90.686	85.706								
6	10:39:06.618	1:12.750	22.371	30.130	20.249	91.427	85.596								
7	10:40:16.481	1:09.863	22.569	27.349	19.945	89.957	85.054								
8	10:41:26.057	1:09.576	22.140	27.071	20.365	90.686	86.479								

Clerk of the Course.

Orbits

Sig : Time :

Chief Timekeeper : Ian Sharp (SMART Timing)

Results available at www.smart-timing.co.uk and www.speedhive.com

Printed: 07/10/2018 10:44:23

SMRC Season Finale

Lapchart

Scottish Legends Championship

Knockhill 1.267 miles

Race 1 - Heat 1

07/10/2018 10:30

Race (8 Laps) started at 10:31:53

Competitors	Laps									
	0	1	2	3	4	5	6	7	8	
John BUSHBY (16)	1	16	8	8	60	60	60	60	60	60
Jordan HODGSON (8)	2	8	60	60	8	8	8	8	8	15
Jon CRITCHLOW (86)	3	86	15	15	15	15	15	15	15	8
Michael PAXTON (5)	4	5	37	37	37	37	37	37	37	6
Ben MASON (22)	5	22	85	22	22	6	6	6	6	37
Steven McGILL (15)	6	15	7	85	6	22	71	71	71	71
David NEWALL (60)	7	60	22	6	85	71	22	22	22	22
Mark BEATY (85)	8	85	6	71	71	85	85	85	85	85
David HUNTER (6)	9	6	5	5	86	86	7	7	7	7
Kieran BEATY (33)	10	33	71	86	5	7	86	86	86	86
Ivor GREENWOOD (37)	11	37	86	7	7	5	5	5	5	5
Duncan VINCENT (7)	12	7	33	33	33	33	33	33	69	69
Ryan McLEISH (71)	13	71	2	30	30	30	30	69	33	33
Mark FRENCH (30)	14	30	30	69	69	69	69	30	30	30
Gerard McCOSH (69)	15	69	69	2	2	2	16	2	2	2
Robert WOODSIDE (2)	16	2	16	16	16	16	2	16	16	16

Margin of Victory	Avg. Speed	Best Lap Tm	Best Speed	Best Lap by
3.543	69.948	1:03.752	71.540	60 - David NEWALL

Clerk of the Course.

Orbits

Sig : Time :
 Chief Timekeeper : Ian Sharp (SMART Timing)
 Results available at www.smart-timing.co.uk and www.speedhive.com



SMRC Season Finale
Sorted on Laps

Celtic Speed Mini Cooper Cup

Knockhill 1.267 miles

Race 2 - 1st Race

07/10/2018 10:55

Race (9 Laps) started at 10:51:19

Pos	No.	Name	Make/Model	CC	Class Code	Laps	Total Tm	Diff	Best Tm	In Lap	2nd Best
1	1	Mark GERAGHTY	Mini Cooper	1600	Guest	9	10:21.029		1:07.645	8	1:07.646
2	4	Dominic WHEATLEY	Mini Cooper	1600	SM	9	10:22.351	1.322	1:06.015	9	1:06.250
3	7	Michael WEDDELL	Mini Cooper	1600	SMN	9	10:23.603	2.574	1:06.260	8	1:06.956
4	91	Robbie DALGLEISH	Mini Cooper	1600	SM	9	10:23.889	2.860	1:06.492	7	1:06.649
5	24	John DUNCAN	Mini Cooper	1600	SM	9	10:28.303	7.274	1:07.390	9	1:07.578
6	5	David SLEIGH	Mini Cooper	1600	SM	9	10:29.183	8.154	1:07.126	8	1:07.459
7	23	Ian MUNRO	Mini Cooper	1600	SM	9	10:29.919	8.890	1:07.014	8	1:07.267
8	8	Hannah CHAPMAN	Mini Cooper	1600	SM L	9	10:30.149	9.120	1:07.283	8	1:07.807
9	81	Douglas SIMPSON	Mini Cooper	1600	SM	9	10:34.554	13.525	1:07.020	8	1:07.513
10	77	Ashleigh MORRIS	Mini Cooper	1600	SM L	9	10:37.636	16.607	1:08.355	8	1:08.666
11	11	Richard SUTHERLAND	Mini Cooper	1600	Guest	9	10:37.803	16.774	1:07.590	7	1:08.189
12	6	Josh HISLOP	Mini Cooper	1600	Guest	9	10:41.695	20.666	1:08.399	8	1:09.263
13	55	Fiona KINDNESS	Mini Cooper	1600	SM L	9	10:42.360	21.331	1:08.392	8	1:08.797
14	52	Simon HOLDERNESS	Mini Cooper	1600	SM	9	10:46.257	25.228	1:08.314	8	1:09.239
15	21	Ross WILKINSON	Mini Cooper	1600	SMN	9	10:48.678	27.649	1:07.519	9	1:07.842
16	88	Barry HOLMES	Mini Cooper	1600	Guest	9	11:07.535	46.506	1:10.761	8	1:10.996
17	95	Craig BLAKE	Mini Cooper	1600	SMN	9	11:10.076	49.047	1:07.693	4	1:07.828
18	16	Craig DILLON	Mini Cooper	1600	SMN	9	11:15.945	54.916	1:09.834	6	1:10.072
19	26	Colin BLAKE	Mini Cooper	1600	Guest	9	11:19.199	58.170	1:12.598	6	1:12.887

Not classified

DNF	85	Gary CLARK	Mini Cooper	1600	Guest	1	1:27.289	DNF		0	
-----	----	------------	-------------	------	-------	---	----------	-----	--	---	--

Margin of Victory	Avg. Speed	Best Lap Tm	Best Speed	Best Lap by
1.322	66.096	1:06.015	69.088	4 - Dominic WHEATLEY

Clerk of the Course.

Orbits

 Sig : Time :
 Chief Timekeeper : Ian Sharp (SMART Timing)

 Results available at www.smart-timing.co.uk and www.speedhive.com

Printed: 07/10/2018 11:12:15



SMRC Season Finale

Celtic Speed Mini Cooper Cup

Knockhill 1.267 miles

Race 2 - 1st Race

07/10/2018 10:55

Race (9 Laps) started at 10:51:19

Lap	Time of Day	Lap Tm	S1	S2	S3	S3Spd	SFSpd	Lap	Time of Day	Lap Tm	S1	S2	S3	S3Spd	SFSpd
(1) Mark GERAGHTY								(8) Hannah CHAPMAN							
1	10:52:35.787			28.033	21.049	78.950	74.399	7	10:59:35.014	1:09.792	23.420	26.037	20.335	83.571	74.897
2	10:53:45.432	1:09.645	22.788	26.440	20.417	81.441	74.234	8	11:00:42.028	1:07.014	21.850	25.061	20.103	83.989	75.914
3	10:54:53.834	1:08.402	22.351	25.867	20.184	82.341	74.897	9	11:01:49.295	1:07.267	22.203	24.945	20.119	83.571	75.487
4	10:56:01.661	1:07.827	22.097	25.474	20.256	82.747	75.148	(81) Douglas SIMPSON							
5	10:57:09.523	1:07.862	22.060	25.540	20.262	82.240	75.317	1	10:52:42.182			29.912	22.450	76.870	70.270
6	10:58:17.356	1:07.833	22.145	25.466	20.222	83.363	74.897	2	10:53:52.448	1:10.266	23.113	26.210	20.943	81.739	74.897
7	10:59:25.114	1:07.758	22.137	25.416	20.205	82.645	75.148	3	10:55:03.189	1:10.741	23.544	26.188	21.009	81.739	74.399
8	11:00:32.759	1:07.645	22.049	25.457	20.139	82.442	75.148	4	10:56:11.804	1:08.615	22.070	25.869	20.676	82.139	73.745
9	11:01:40.405	1:07.646	22.035	25.450	20.161	83.260	75.064	5	10:57:21.582	1:09.778	22.485	26.497	20.796	81.244	73.989
(4) Dominic WHEATLEY								6	10:58:30.081	1:08.499	22.845	25.335	20.319	83.157	75.402
1	10:52:37.894			28.001	21.517	81.343	73.262	7	10:59:39.397	1:09.316	22.564	26.136	20.616	82.039	74.897
2	10:53:48.655	1:10.761			20.913	83.054	75.487	8	11:00:46.417	1:07.020	21.932	24.853	20.235	82.747	74.730
3	10:54:58.085	1:09.430	22.173	26.725	20.532	83.571	76.000	9	11:01:53.930	1:07.513	22.034	25.150	20.329	82.849	74.564
4	10:56:07.543	1:09.458			20.629	82.849	75.402	(77) Ashleigh MORRIS							
5	10:57:15.267	1:07.724			20.296	83.260	75.064	1	10:52:40.852			29.268	21.341	79.417	74.481
6	10:58:22.241	1:06.974	21.602	25.232	20.140	82.240	75.064	2	10:53:51.980	1:11.128	23.409	26.954	20.765	80.853	75.402
7	10:59:29.462	1:07.221			20.239	82.849	76.000	3	10:55:02.114	1:10.134	23.213	26.467	20.454	82.139	75.742
8	11:00:35.712	1:06.250			19.959	82.849	75.828	4	10:56:11.589	1:09.475	22.614	26.240	20.621	82.240	75.233
9	11:01:41.727	1:06.015			19.821	83.675	74.981	5	10:57:21.088	1:09.499	22.490	26.448	20.561	81.244	75.148
(7) Michael WEDDELL								6	10:58:29.754	1:08.666	22.452	25.602	20.612	82.645	75.402
1	10:52:37.998			28.243	20.763	82.442	75.402	7	10:59:39.613	1:09.859	22.707	26.164	20.988	82.240	73.989
2	10:53:48.281	1:10.283	22.553	27.084	20.646	82.747	75.064	8	11:00:47.968	1:08.355	22.478	25.564	20.313	82.951	74.647
3	10:54:57.181	1:08.900	22.312	26.233	20.355	82.240	76.086	9	11:01:57.012	1:09.044	22.808	25.870	20.366	81.048	75.487
4	10:56:05.954	1:08.773	22.771	25.811	20.191	83.571	75.317	(11) Richard SUTHERLAND							
5	10:57:14.285	1:08.331	22.509	25.624	20.198	83.054	74.981	1	10:52:43.401			28.830	22.433	78.123	71.467
6	10:58:22.750	1:08.465	22.150	26.179	20.136	82.341	75.317	2	10:53:53.639	1:10.238	23.206	26.543	20.489	80.755	73.907
7	10:59:29.706	1:06.956	21.535	25.066	20.355	83.675	75.233	3	10:55:03.405	1:09.766	22.600	26.273	20.893	81.244	72.943
8	11:00:35.966	1:06.260	21.692	24.648	19.920	84.412	75.742	4	10:56:12.700	1:09.295	23.394	25.653	20.248	81.146	74.070
9	11:01:42.979	1:07.013	21.687	24.887	20.439	83.885	73.989	5	10:57:21.548	1:08.848	22.029	26.360	20.459	79.323	73.989
(91) Robbie DALGLEISH								6	10:58:32.593	1:11.045	25.468	25.494	20.083	81.739	73.989
1	10:52:35.458			29.247	20.753	80.176	75.317	7	10:59:40.183	1:07.590	22.320	25.201	20.069	81.146	74.730
2	10:53:47.315	1:11.857	24.010	27.388	20.459	81.639	76.782	8	11:00:48.372	1:08.189	22.523	25.222	20.444	81.540	74.070
3	10:54:56.998	1:09.683	23.103	26.198	20.382	82.139	76.519	9	11:01:57.179	1:08.807	23.032	25.259	20.516	82.543	75.148
4	10:56:05.664	1:08.666	22.816	25.632	20.218	82.442	75.914	(6) Josh HISLOP							
5	10:57:13.948	1:08.284	22.675	25.410	20.199	83.157	76.086	1	10:52:38.432			28.731	21.405	80.561	73.826
6	10:58:23.454	1:09.506	22.295	26.970	20.241	82.645	75.657	2	10:53:52.075	1:13.643	23.239	28.127	22.277	79.136	72.392
7	10:59:29.946	1:06.492	21.923	24.687	19.882	84.200	77.491	3	10:55:03.342	1:11.267	23.586	26.705	20.976	81.639	74.730
8	11:00:36.595	1:06.649	22.232	24.629	19.788	84.839	76.519	4	10:56:14.317	1:10.975	23.408	26.753	20.814	81.739	74.481
9	11:01:43.265	1:06.670	21.666	24.834	20.170	82.951	75.742	5	10:57:24.568	1:10.251	22.739	26.514	20.998	80.658	74.897
(24) John DUNCAN								6	10:58:33.881	1:09.313	22.697	26.105	20.511	82.139	75.402
1	10:52:40.712			29.062	21.011	79.323	73.989	7	10:59:43.144	1:09.263	22.386	26.141	20.736	81.244	74.981
2	10:53:51.292	1:10.580	22.433	27.104	21.043	78.857	73.745	8	11:00:51.543	1:08.399	22.293	25.662	20.444	81.540	74.981
3	10:54:59.431	1:08.139	22.325	25.447	20.367	82.849	75.572	9	11:02:01.071	1:09.528	22.564	26.290	20.674	81.244	74.564
4	10:56:08.711	1:09.280	22.534	26.320	20.426	81.244	74.564	(55) Fiona KINDNESS							
5	10:57:16.533	1:07.822	22.138	25.603	20.081	82.341	75.828	1	10:52:43.553			30.528	22.263	79.323	73.102
6	10:58:24.138	1:07.605	21.936	25.295	20.374	82.543	74.897	2	10:53:54.350	1:10.797	23.725	26.418	20.654	82.442	75.828
7	10:59:32.711	1:08.573	22.547	25.883	20.143	81.639	74.897	3	10:55:04.063	1:09.713	22.888	26.142	20.683	83.157	75.572
8	11:00:40.289	1:07.578	22.151	25.395	20.032	82.139	74.316	4	10:56:14.571	1:10.508	23.185	26.496	20.827	82.849	75.233
9	11:01:47.679	1:07.390	22.024	25.275	20.091	82.341	74.813	5	10:57:24.986	1:10.415	23.030	26.115	21.270	81.938	76.000
(5) David SLEIGH								6	10:58:35.118	1:10.132	22.966	26.203	20.963	82.849	75.317
1	10:52:36.764			27.990	21.005	80.465	74.316	7	10:59:44.547	1:09.429	22.834	25.976	20.619	82.341	75.572
2	10:53:46.710	1:09.946	22.752	26.983	20.211	81.441	75.233	8	11:00:52.939	1:08.392	22.613	25.504	20.275	82.645	76.172
3	10:54:57.733	1:11.023	23.939	26.632	20.452	82.951	75.233	9	11:02:01.736	1:08.797	22.553	25.795	20.449	83.157	76.086
4	10:56:06.975	1:09.242	22.833	26.087	20.322	82.139	74.981	(52) Simon HOLDERNESS							
5	10:57:15.521	1:08.546	21.927	26.262	20.357	82.849	76.259	1	10:52:45.518			30.401	25.128	78.672	66.774
6	10:58:24.279	1:08.758	21.931	26.063	20.764	81.839	74.897	2	10:53:57.751	1:12.233	23.517	26.933	21.783	80.368	74.897
7	10:59:33.974	1:09.695	23.580	25.894	20.221	81.639	75.487	3	10:55:08.474	1:10.723	23.266	26.624	20.833	80.755	74.152
8	11:00:41.100	1:07.126	21.776	25.340	20.010	82.240	75.657								
9	11:01:48.559	1:07.459	22.129	25.373	19.957	82.543	75.572								
(23) Ian MUNRO															
1	10:52:37.229			27.826	21.369	81.739	74.813								
2	10:53:49.081	1:11.852	22.741	28.048	21.063	78.580	75.657								
3	10:54:58.972	1:09.891	22.519												

SMRC Season Finale

Celtic Speed Mini Cooper Cup

Knockhill 1.267 miles

Race 2 - 1st Race

07/10/2018 10:55

Race (9 Laps) started at 10:51:19

Lap	Time of Day	Lap Tm	S1	S2	S3	S3Spd	SFSpd	Lap	Time of Day	Lap Tm	S1	S2	S3	S3Spd	SFSpd
4	10:56:18.701	1:10.227	23.468	26.052	20.707	81.441	74.070								
5	10:57:29.008	1:10.307	23.053	26.493	20.761	80.368	74.399								
6	10:58:38.366	1:09.358	22.838	26.028	20.492	81.938	74.813								
7	10:59:48.080	1:09.714	22.892	26.130	20.692	81.343	74.647								
8	11:00:56.394	1:08.314	22.468	25.416	20.430	82.747	74.647								
9	11:02:05.633	1:09.239	22.706	26.074	20.459	82.039	74.481								

(21) Ross WILKINSON

1	10:52:46.507			28.235	20.787	78.488	74.399
2	10:53:57.429	1:10.922	23.131	26.670	21.121	81.244	73.907
3	10:55:15.066	1:17.637	27.819	29.165	20.653	79.700	73.583
4	10:56:23.430	1:08.364	22.152	25.750	20.462	79.795	74.070
5	10:57:35.250	1:11.820	25.862	26.050	19.908	82.341	74.070
6	10:58:44.817	1:09.567	23.316	26.052	20.199	82.543	74.070
7	10:59:52.659	1:07.842	21.927	25.293	20.622	82.039	73.502
8	11:01:00.535	1:07.876	22.215	25.549	20.112	82.039	73.664
9	11:02:08.054	1:07.519	21.769	25.262	20.488	82.645	71.467

(88) Barry HOLMES

1	10:52:46.295			30.059	22.543	77.671	71.239
2	10:54:02.156	1:15.861	25.843	28.512	21.506	78.857	74.316
3	10:55:17.301	1:15.145	24.877	28.800	21.468	80.272	72.706
4	10:56:29.717	1:12.416	23.928	27.474	21.014	80.368	73.989
5	10:57:42.274	1:12.557	24.024	27.658	20.875	80.465	74.981
6	10:58:53.378	1:11.104	23.283	26.888	20.933	81.540	75.828
7	11:00:04.374	1:10.996	23.563	26.658	20.775	80.950	75.064
8	11:01:15.135	1:10.761	23.018	26.961	20.782	81.343	75.742
9	11:02:26.911	1:11.776	23.459	27.372	20.945	80.368	73.989

(95) Craig BLAKE

1	10:53:08.587			30.438	48.849	75.064	72.864
2	10:54:18.931	1:10.344	22.675	26.999	20.670	77.581	74.399
3	10:55:27.395	1:08.464	22.215	25.631	20.618	80.950	74.730
4	10:56:35.088	1:07.693	21.922	25.467	20.304	81.146	74.399
5	10:57:44.821	1:09.733	22.510	26.397	20.826	80.561	72.785
6	10:58:53.319	1:08.498	22.060	25.743	20.695	82.039	72.627
7	11:00:12.636	1:19.317	22.086	36.566	20.665	80.950	73.262
8	11:01:21.624	1:08.988	22.517	26.077	20.394	81.343	74.316
9	11:02:29.452	1:07.828	21.900	25.691	20.237	81.146	74.647

(16) Craig DILLON

1	10:52:45.427			29.050	21.400	79.043	73.664
2	10:53:56.643	1:11.216	23.052	26.885	21.279	81.441	74.234
3	10:55:11.877	1:15.234	24.279	29.882	21.073	80.368	73.907
4	10:56:22.093	1:10.216	23.112	26.438	20.666	81.540	73.826
5	10:57:33.144	1:11.051	24.124	26.388	20.539	81.839	74.481
6	10:58:42.978	1:09.834	22.980	26.301	20.553	81.048	74.316
7	10:59:53.050	1:10.072	22.893	25.912	21.267	82.039	66.774
8	11:01:11.267	1:18.217	25.440	29.535	23.242	72.470	64.713
9	11:02:35.321	1:24.054	28.360	32.236	23.458	67.649	68.547

(26) Colin BLAKE

1	10:52:48.209			29.884	22.747	76.782	72.627
2	10:54:03.561	1:15.352	25.362	27.987	22.003	78.123	73.826
3	10:55:18.580	1:15.019	25.078	28.544	21.397	77.761	73.826
4	10:56:32.094	1:13.514	24.264	27.499	21.751	78.857	73.664
5	10:57:45.626	1:13.532	24.410	27.241	21.881	79.795	73.664
6	10:58:58.224	1:12.598	23.653	27.662	21.283	78.305	73.907
7	11:00:11.111	1:12.887	24.017	27.720	21.150	79.136	73.907
8	11:01:24.935	1:13.824	24.789	27.956	21.079	78.857	73.745
9	11:02:38.575	1:13.640	24.128	28.268	21.244	78.488	74.070

(85) Gary CLARK

1	10:52:46.665			30.317	25.878	76.958	27.213
---	--------------	--	--	---------------	---------------	---------------	---------------

Clerk of the Course.

Sig : Time :

Chief Timekeeper : Ian Sharp (SMART Timing)

 Results available at www.smart-timing.co.uk and www.speedhive.com

Printed: 07/10/2018 11:12:41

Orbits



SMRC Season Finale

Lapchart

Celtic Speed Mini Cooper Cup

Knockhill 1.267 miles

Race 2 - 1st Race

07/10/2018 10:55

Race (9 Laps) started at 10:51:19

Competitors	Laps								
	1	2	3	4	5	6	7	8	9
Robbie DALGLEISH (91)	1	91	1	1	1	1	1	1	1
Mark GERAGHTY (1)	2	1	8	91	91	91	4	4	4
Hannah CHAPMAN (8)	3	8	5	7	7	7	7	7	7
David SLEIGH (5)	4	5	91	5	5	4	91	91	91
Ian MUNRO (23)	5	23	7	4	4	5	24	24	24
Dominic WHEATLEY (4)	6	4	4	8	8	24	5	5	5
Michael WEDDELL (7)	7	7	23	23	24	8	8	8	8
Josh HISLOP (6)	8	6	24	24	23	23	23	23	8
John DUNCAN (24)	9	24	77	77	77	77	81	81	81
Ashleigh MORRIS (77)	10	77	6	81	81	11	81	77	77
Douglas SIMPSON (81)	11	81	81	6	11	81	11	11	11
Richard SUTHERLAND (11)	12	11	11	11	6	6	6	6	6
Fiona KINDNESS (55)	13	55	55	55	55	55	55	55	55
Craig DILLON (16)	14	16	16	52	52	52	52	52	52
Simon HOLDERNESS (52)	15	52	21	16	16	16	16	21	21
Barry HOLMES (88)	16	88	52	21	21	21	21	16	16
Ross WILKINSON (21)	17	21	88	88	88	88	95	88	95
Gary CLARK (85)	18	85	26	26	26	95	88	26	95
Colin BLAKE (26)	19	26	95	95	95	26	26	95	26
Craig BLAKE (95)	20	95							

Margin of Victory	Avg. Speed	Best Lap Tm	Best Speed	Best Lap by
1.322	66.096	1:06.015	69.088	4 - Dominic WHEATLEY

Clerk of the Course.

Orbits

Sig : Time :
 Chief Timekeeper : Ian Sharp (SMART Timing)

Results available at www.smart-timing.co.uk and www.speedhive.com

Printed: 07/10/2018 11:13:20



SMRC Season Finale


Celtic Speed Mini Cooper Cup

Knockhill 1.267 miles

Race 8 - 2nd Race

07/10/2018 14:20

Race (9 Laps)



POLE POSITION

2 4 Dominic WHEATLEY	1 1 Mark GERAGHTY	1
4 91 Robbie DALGLEISH	3 7 Michael WEDDELL	2
6 5 David SLEIGH	5 24 John DUNCAN	3
8 8 Hannah CHAPMAN	7 23 Ian MUNRO	4
10 77 Ashleigh MORRIS	9 81 Douglas SIMPSON	5
12 6 Josh HISLOP	11 11 Richard SUTHERLAND	6
14 52 Simon HOLDERNESS	13 55 Fiona KINDNESS	7
16 88 Barry HOLMES	15 21 Ross WILKINSON	8
18 16 Craig DILLON	17 95 Craig BLAKE	9
20 85 Gary CLARK	19 26 Colin BLAKE	10

Clerk of the Course.

Orbits

Sig : Time :
 Chief Timekeeper : Ian Sharp (SMART Timing)
 Results available at www.smart-timing.co.uk and www.speedhive.com





Race Results



Bulletin No. _____

SMRC Season Finale

Sorted on Laps

Scottish Classic Sports & Saloon Championship

Knockhill 1.267 miles

Race 3 - 1st Race

07/10/2018 11:20

Race (12 Laps) started at 11:18:31

Pos	No.	Name	Make/Model	CC	Class Code	Laps	Total Tm	Diff	Best Tm	In Lap	2nd Best
1	49	Raymond BOYD	Porsche 911	2998	CE	12	12:54.099		1:03.018	5	1:03.419
2	63	John KINMOND	Rover 3500	3500	CE	12	13:04.407	10.308	1:04.133	3	1:04.356
3	1	Alastair BAPTIE	Fiat X1/9	1498	CA	12	13:33.841	39.742	1:06.637	12	1:06.924
4	27	Mario FERRARI	Alfa Sprint Trofeo	1498	CA	12	13:34.088	39.989	1:06.361	12	1:06.468
5	57	Bruce MITCHELL	Lotus Europa TC	1760	CB	12	13:36.953	42.854	1:05.620	9	1:05.711
6	101	Stuart THORBURN	Ford Escort Mk1	1600	CB	12	13:41.069	46.970	1:07.121	12	1:07.266
7	33	Martin RAMSAY	Ford Fiesta XR2	1600	XR	11	13:14.074	1 Lap	1:10.696	4	1:10.807
8	66	Duncan O'NEILL	Ford Fiesta XR2	1600	XR	11	13:30.156	1 Lap	1:11.777	6	1:11.952
9	55	Tim REID	Lola Sports	1242	Guest	11	13:30.218	1 Lap	1:10.408	10	1:10.844
10	64	Duncan FOX	Ford Fiesta XR2	1600	XR	11	13:32.303	1 Lap	1:12.120	10	1:12.197
11	20	William CONWAY	Mini Clubman GT	1380	CA	11	13:47.395	1 Lap	1:08.157	5	1:08.240
12	5	Michael LONGSTAFFE	MG Midget	1380	CA	11	13:59.167	1 Lap	1:13.033	10	1:14.276
Not classified											
DNF	77	Tommy GILMARTIN	Morgan +8	3900	CE	6	6:54.477	DNF	1:07.175	4	1:07.618

Margin of Victory	Avg. Speed	Best Lap Tm	Best Speed	Best Lap by
10.308	70.702	1:03.018	72.374	49 - Raymond BOYD

Clerk of the Course.

Orbits

Sig : Time :
Chief Timekeeper : Ian Sharp (SMART Timing)

Results available at www.smart-timing.co.uk and www.speedhive.com





SMRC Season Finale

Scottish Classic Sports & Saloon Championship

Knockhill 1.267 miles

Race 3 - 1st Race

07/10/2018 11:20

Race (12 Laps) started at 11:18:31

Lap	Time of Day	Lap Tm	S1	S2	S3	S3Spd	SFSpd	Lap	Time of Day	Lap Tm	S1	S2	S3	S3Spd	SFSpd
(49) Raymond BOYD															
1	11:19:38.557			24.309	18.479	108.764	101.524	3	11:22:04.755	1:07.674	22.007	25.888	19.779	90.932	84.839
2	11:20:42.144	1:03.587	20.789	24.635	18.163	109.653	104.204	4	11:23:12.308	1:07.553	21.731	25.847	19.975	91.303	83.989
3	11:21:45.563	1:03.419	21.135	24.529	17.755	108.941	104.529	5	11:24:19.613	1:07.305	21.778	25.701	19.826	92.435	84.412
4	11:22:50.245	1:04.682	21.008	25.739	17.935	102.926	101.371	6	11:25:27.169	1:07.556	21.969	25.780	19.807	92.054	84.412
5	11:23:53.263	1:03.018	20.814	24.205	17.999	108.588	102.926	7	11:26:35.335	1:08.166	21.756	25.840	20.570	90.809	84.412
6	11:24:57.159	1:03.896	20.768	24.650	18.478	104.366	102.926	8	11:27:42.868	1:07.533	22.186	25.600	19.747	92.308	85.270
7	11:26:01.690	1:04.531	21.184	25.137	18.210	102.298	102.298	9	11:28:50.134	1:07.266	21.703	25.408	20.155	92.690	82.645
8	11:27:06.471	1:04.781	21.600	24.937	18.244	104.692	101.987	10	11:29:58.474	1:08.340	22.968	25.601	19.771	93.335	84.306
9	11:28:10.448	1:03.977	20.860	24.909	18.208	104.692	102.768	11	11:31:05.759	1:07.285	21.607	26.019	19.659	91.179	85.162
10	11:29:16.477	1:06.029	22.010	25.617	18.402	102.768	102.768	12	11:32:12.880	1:07.121	21.423	25.624	20.074	92.690	82.747
11	11:30:20.646	1:04.169	20.999	24.802	18.368	104.856	99.566	(33) Martin RAMSAY							
12	11:31:25.910	1:05.264	21.005	24.940	19.319	103.402	96.143	1	11:19:50.352			28.270	20.935	80.176	73.826
(63) John KINMOND															
1	11:19:40.413			24.483	18.967	105.184	95.868	2	11:21:01.305	1:10.953	23.494	26.701	20.758	81.343	73.342
2	11:20:45.343	1:04.930	21.190	24.796	18.944	105.020	93.726	3	11:22:12.389	1:11.084	23.278	26.600	21.206	80.658	74.399
3	11:21:49.476	1:04.133	20.682	24.576	18.875	106.015	94.252	4	11:23:23.085	1:10.696	22.926	26.639	21.131	80.755	74.399
4	11:22:53.997	1:04.521	20.739	24.697	19.085	104.856	93.857	5	11:24:34.176	1:11.091	23.200	26.896	20.995	80.853	74.399
5	11:23:58.969	1:04.972	20.905	25.230	18.837	102.454	93.465	6	11:25:45.075	1:10.899	23.107	26.684	21.108	80.853	73.989
6	11:25:03.578	1:04.609	20.927	24.527	19.155	105.681	91.427	7	11:26:56.170	1:11.095	23.537	26.606	20.952	81.540	74.399
7	11:26:08.669	1:05.091	20.906	24.922	19.263	105.349	89.836	8	11:28:06.977	1:10.807	23.077	26.672	21.058	81.639	74.316
8	11:27:13.930	1:05.261	21.133	25.218	18.910	99.566	95.868	9	11:29:22.403	1:15.426	26.290	26.938	22.198	80.853	63.489
9	11:28:18.286	1:04.356	20.728	24.554	19.074	106.689	93.465	10	11:30:34.684	1:12.281	24.845	26.567	20.869	81.639	74.813
10	11:29:23.301	1:05.015	21.043	24.960	19.012	105.681	95.731	11	11:31:45.885	1:11.201	23.205	26.998	20.998	80.755	74.316
11	11:30:28.282	1:04.981	20.980	24.790	19.211	105.515	93.595	(66) Duncan O'NEILL							
12	11:31:36.218	1:07.936	21.389	26.386	20.161	103.084	91.677	1	11:19:53.566			28.923	21.215	79.043	72.314
(1) Alastair BAPTIE															
1	11:19:45.845			27.032	20.160	87.952	82.139	2	11:21:07.139	1:13.573	23.896	27.877	21.800	81.048	68.758
2	11:20:53.555	1:07.710	22.058	25.699	19.953	89.002	81.540	3	11:22:20.781	1:13.642	24.187	27.905	21.550	81.048	72.004
3	11:22:00.669	1:07.114	21.988	25.476	19.650	90.077	82.543	4	11:23:33.895	1:13.114	23.790	27.724	21.600	80.368	72.470
4	11:23:07.866	1:07.197	21.799	25.583	19.815	88.884	81.739	5	11:24:47.040	1:13.145	23.680	27.939	21.526	81.343	73.022
5	11:24:15.479	1:07.613	21.986	25.822	19.805	88.416	82.543	6	11:25:58.817	1:11.777	23.597	27.255	20.925	81.441	72.864
6	11:25:22.563	1:07.084	21.916	25.512	19.656	89.596	82.442	7	11:27:12.098	1:12.281	23.101	28.543	21.637	79.985	72.236
7	11:26:30.606	1:08.043	21.606	25.607	20.830	88.416	82.442	8	11:28:25.455	1:13.357	24.384	27.650	21.323	80.950	72.785
8	11:27:37.530	1:06.924	21.745	25.554	19.625	86.702	81.938	9	11:29:37.560	1:12.105	23.283	27.532	21.290	79.511	72.864
9	11:28:44.887	1:07.357	21.738	25.929	19.690	89.120	83.054	10	11:30:49.512	1:11.952	23.344	27.323	21.285	80.755	73.342
10	11:29:51.937	1:07.050	21.634	25.733	19.683	88.649	82.849	11	11:32:01.967	1:12.455	23.766	27.579	21.110	81.048	72.943
11	11:30:59.015	1:07.078	21.554	25.824	19.700	88.767	82.442	(55) Tim REID							
12	11:32:05.652	1:06.637	21.618	25.383	19.636	89.002	82.951	1	11:19:55.925			29.555	21.686	81.739	79.136
(27) Mario FERRARI															
1	11:19:45.657			26.374	19.736	89.957	83.054	2	11:21:10.124	1:14.199	24.988	27.986	21.225	85.815	81.343
2	11:20:53.785	1:08.128	22.874	25.295	19.959	90.932	82.951	3	11:22:23.513	1:13.389	24.629	27.952	20.808	87.153	80.950
3	11:22:01.050	1:07.265	22.505	25.043	19.717	91.677	82.139	4	11:23:37.293	1:13.780	24.455	28.454	20.871	84.946	82.139
4	11:23:09.214	1:08.164	22.471	25.356	20.337	85.487	80.176	5	11:24:51.164	1:13.871	24.946	28.342	20.583	87.722	83.260
5	11:24:16.666	1:07.452	22.262	25.294	19.896	90.809	81.938	6	11:26:04.044	1:12.880	24.487	27.709	20.684	89.596	83.675
6	11:25:23.134	1:06.468	21.919	25.108	19.441	91.179	82.139	7	11:27:15.848	1:11.804	23.821	27.312	20.671	89.239	83.157
7	11:26:31.097	1:07.963	21.924	24.995	21.044	90.077	80.081	8	11:28:28.936	1:13.088	24.654	27.808	20.626	86.927	82.747
8	11:27:38.330	1:07.233	22.592	25.241	19.400	90.564	82.139	9	11:29:40.777	1:11.841	23.928	27.596	20.317	89.716	84.200
9	11:28:45.188	1:06.858	22.153	25.241	19.464	91.055	82.442	10	11:30:51.185	1:10.408	23.655	26.952	19.801	91.677	85.596
10	11:29:52.508	1:07.320	22.278	25.308	19.734	90.320	81.839	11	11:32:02.029	1:10.844	23.621	27.279	19.944	88.299	85.925
11	11:30:59.538	1:07.030	22.075	25.303	19.652	91.552	82.543	(64) Duncan FOX							
12	11:32:05.899	1:06.361	22.072	24.844	19.445	92.054	82.442	1	11:19:52.184			28.022	21.568	79.043	72.314
(57) Bruce MITCHELL															
1	11:19:49.039			27.467	21.806	90.564	81.639	2	11:21:06.382	1:14.198	24.640	27.759	21.799	78.488	72.236
2	11:20:59.051	1:10.012	23.974	26.191	19.847	94.252	83.260	3	11:22:19.985	1:13.603	24.491	27.628	21.484	78.857	72.392
3	11:22:08.046	1:08.995	22.608	26.506	19.881	93.857	82.747	4	11:23:33.278	1:13.293	24.128	27.616	21.549	78.580	72.470
4	11:23:17.660	1:09.614	23.172	26.847	19.595	93.465	83.054	5	11:24:46.734	1:13.456	24.057	27.690	21.709	79.323	72.549
5	11:24:26.450	1:08.790	22.566	26.728	19.496	94.120	91.802	6	11:25:58.931	1:12.197	23.657	27.159	21.381	79.323	72.785
6	11:25:32.181	1:05.731	21.955	24.958	18.818	98.979	89.596	7	11:27:12.921	1:13.990	25.173	27.328	21.489	79.700	74.234
7	11:26:37.892	1:05.711	21.670	24.891	19.150	97.540	90.686	8	11:28:26.573	1:13.652	24.853	27.190	21.609	79.795	72.785
8	11:27:44.166	1:06.274	22.142	24.861	19.271	98.688	92.054	9	11:29:39.071	1:12.498	24.000	26.994	21.504	79.890	72.627
9	11:28:49.786	1:05.620	21.468	24.963	19.159	99.272	93.205	10	11:30:51.191	1:12.120	23.721	26.835	21.564	79.985	73.022
10	11:29:56.258	1:06.472	22.820	24.954	18.698	100.011	88.532	11	11:32:04.114	1:12.923	24.478	27.212	21.233	81.048	73.262
11	11:31:02.365	1:06.107	21.733	25.695	18.679	98.254	89.957	(20) William CONWAY							
12	11:32:08.764	1:06.399	21.857	25.804	18.738	97.967	86.479	1	11:19:48.193			27.420	20.618	87.952	80.368
(101) Stuart THORBURN															
1	11:19:48.426			27.264	20.508	91.802	82.645	2	11:20:57.709	1:09.516	23.385	26.008	20.123	86.368	80.272
2	11:20:57.081	1:08.655	22.470	25.992	20.19										



SMRC Season Finale

Scottish Classic Sports & Saloon Championship

Knockhill 1.267 miles

Race 3 - 1st Race

07/10/2018 11:20

Race (12 Laps) started at 11:18:31

Lap	Time of Day	Lap Tm	S1	S2	S3	S3Spd	SFSpd	Lap	Time of Day	Lap Tm	S1	S2	S3	S3Spd	SFSpd
11	11:32:19.206	1:08.791	22.562	25.888	20.341	85.815	79.323								
(5) Michael LONGSTAFFE															
1	11:19:56.733			30.069	20.976	86.927	78.488								
2	11:21:12.756	1:16.023	25.598	29.773	20.652	87.040	80.272								
3	11:22:27.964	1:15.208	24.563	29.254	21.391	87.266	80.081								
4	11:23:42.341	1:14.377	24.612	28.847	20.918	87.153	80.368								
5	11:24:56.929	1:14.588	24.327	29.197	21.064	86.927	76.259								
6	11:26:15.548	1:18.619	25.519	30.546	22.554	81.244	77.761								
7	11:27:30.595	1:15.047	24.857	29.531	20.659	86.368	81.343								
8	11:28:47.806	1:17.211	25.287	30.280	21.644	78.857	78.765								
9	11:30:03.669	1:15.863	26.265	28.930	20.668	88.532	81.244								
10	11:31:16.702	1:13.033	23.636	28.516	20.881	86.590	79.985								
11	11:32:30.978	1:14.276	24.073	28.952	21.251	86.590	77.224								
(77) Tommy GILMARTIN															
1	11:19:43.984			26.445	19.238	100.310	94.785								
2	11:20:51.745	1:07.761	21.895	26.290	19.576	98.688	94.651								
3	11:21:59.363	1:07.618	21.940	26.154	19.524	96.558	96.836								
4	11:23:06.538	1:07.175	21.438	26.224	19.513	98.398	94.385								
5	11:24:14.340	1:07.802	21.966	26.249	19.587	99.419	95.053								
6	11:25:26.288	1:11.948	21.780	26.011	24.157	99.714	27.616								

Clerk of the Course.

Orbits

Sig : Time :
 Chief Timekeeper : Ian Sharp (SMART Timing)
 Results available at www.smart-timing.co.uk and www.speedhive.com





SMRC Season Finale

Lapchart

Scottish Classic Sports & Saloon Championship

Knockhill 1.267 miles

Race 3 - 1st Race

07/10/2018 11:20

Race (12 Laps) started at 11:18:31

Competitors	Laps											
	1	2	3	4	5	6	7	8	9	10	11	12
Raymond BOYD (49)	1	49	49	49	49	49	49	49	49	49	49	49
John KINMOND (63)	2	63	63	63	63	63	63	63	63	63	63	63
Tommy GILMARTIN (77)	3	77	77	77	77	77	1	1	1	1	1	1
Mario FERRARI (27)	4	27	1	1	1	1	27	27	27	27	27	27
Alastair BAPTIE (1)	5	1	27	27	27	27	77	101	101	57	57	57
William CONWAY (20)	6	20	101	101	101	101	101	57	57	101	101	101
Stuart THORBURN (101)	7	101	20	20	20	20	57	33	33	33	33	33
Bruce MITCHELL (57)	8	57	57	57	57	57	33	66	66	66	66	66
Martin RAMSAY (33)	9	33	33	33	33	33	66	64	64	64	55	55
Duncan FOX (64)	10	64	64	64	64	64	64	55	55	55	64	64
Duncan O'NEILL (66)	11	66	66	66	66	66	55	5	5	20	20	20
Tim REID (55)	12	55	55	55	55	55	5	20	20	5	5	5
Michael LONGSTAFFE (5)	13	5	5	5	5	5	20					

Margin of Victory	Avg. Speed	Best Lap Tm	Best Speed	Best Lap by
10.308	70.702	1:03.018	72.374	49 - Raymond BOYD

Clerk of the Course.

Orbits

Sig : Time :
Chief Timekeeper : Ian Sharp (SMART Timing)

Results available at www.smart-timing.co.uk and www.speedhive.com

Printed: 07/10/2018 11:46:48





SMRC Season Finale


Scottish Classic Sports & Saloon Championship

Knockhill 1.267 miles

Race 9 - 2nd Race

07/10/2018 14:45

Race (12 Laps)



POLE POSITION

2
63 John KINMOND

4
27 Mario FERRARI

6
101 Stuart THORBURN

8
66 Duncan O'NEILL

10
64 Duncan FOX

12
5 Michael LONGSTAFFE

1
49 Raymond BOYD

3
1 Alastair BAPTIE

5
57 Bruce MITCHELL

7
33 Martin RAMSAY

9
55 Tim REID

11
20 William CONWAY

13
77 Tommy GILMARTIN

1
2
3
4
5
6
7

Clerk of the Course.

Orbits

Sig : Time :
 Chief Timekeeper : Ian Sharp (SMART Timing)
 Results available at www.smart-timing.co.uk and www.speedhive.com



SMRC Season Finale
Sorted on Laps
SMTA Fiesta & Hot Hatch / BMW Championship
Knockhill 1.267 miles
Race 4 - 1st Race
07/10/2018 11:45
Race (14 Laps) started at 11:42:21

Pos	No.	Name	Make/Model	CC	Class Code	Laps	Total Tm	Diff	Best Tm	In Lap	2nd Best
1	1	Wayne MacCAULAY	Ford Fiesta ST	2000	ST	14	17:16.121		1:04.351	9	1:04.628
2	85	Blair MURDOCH	Ford Fiesta ST	2000	ST	14	17:29.180	13.059	1:06.094	13	1:06.104
3	51	Chris MILFORD	Ford Fiesta ST	2000	HHA	14	17:29.598	13.477	1:06.091	13	1:06.138
4	33	Ryan STIRLING	Ford Fiesta ST	2000	Guest	14	17:34.233	18.112	1:06.137	14	1:06.298
5	37	Russell MORGAN	Ford Fiesta ST	2000	ST	14	17:34.783	18.662	1:05.968	14	1:06.055
6	3	Stewart SCOTT	Ford Fiesta ST	2000	ST	14	17:41.739	25.618	1:06.615	13	1:07.075
7	5	Lorn MURRAY	Ford Fiesta ST	2000	ST	14	17:41.992	25.871	1:06.714	13	1:06.859
8	55	Stephen WARD	Ford Fiesta ST	2000	ST	14	17:47.564	31.443	1:07.414	10	1:07.532
9	34	Martin RAMSAY	Ford Fiesta ST	2000	Guest	14	17:50.882	34.761	1:06.270	13	1:06.314
10	19	Aiden WARD	Ford Fiesta ST	2000	ST	14	17:51.560	35.439	1:06.899	12	1:06.902
11	86	Adam MORRISON	Mini Cooper	1600	Guest	14	17:58.220	42.099	1:08.128	13	1:08.227
Not classified											
DNF	67	Mark GERAGHTY	Ford Fiesta ST	2000	Guest	8	11:18.286	DNF	1:06.403	7	1:08.047
DNF	61	Peter CRUICKSHANK	Ford Fiesta ST	2000	ST	2	2:21.263	DNF	1:07.615	2	

Announcements

Race distance increased to 14 Laps - 2 laps completed behind the Safety car.

Margin of Victory	Avg. Speed	Best Lap Tm	Best Speed	Best Lap by
13.059	61.626	1:04.351	70.874	1 - Wayne MacCAULAY

Clerk of the Course.
Orbits

 Sig : Time :
 Chief Timekeeper : Ian Sharp (SMART Timing)

 Results available at www.smart-timing.co.uk and www.speedhive.com

Printed: 07/10/2018 12:04:22



SMRC Season Finale

SMTA Fiesta & Hot Hatch / BMW Championship

Knockhill 1.267 miles

Race 4 - 1st Race

07/10/2018 11:45

Race (14 Laps) started at 11:42:21

Lap	Time of Day	Lap Tm	S1	S2	S3	S3Spd	SFSpd	Lap	Time of Day	Lap Tm	S1	S2	S3	S3Spd	SFSpd
(1) Wayne MacCAULAY								9	11:54:23.247	1:07.352	21.678	26.018	19.656	86.035	78.857
1	11:43:30.832			24.991	19.434	87.722	80.658	10	11:55:29.919	1:06.672	21.651	25.354	19.667	87.040	79.230
2	11:44:35.805	1:04.973	21.055	24.605	19.313	88.068	79.890	11	11:56:37.137	1:07.218	21.483	25.423	20.312	86.814	74.316
3	11:45:40.754	1:04.949	20.926	24.630	19.393	87.153	80.081	12	11:57:44.668	1:07.531	22.593	25.410	19.528	87.722	79.230
4	11:47:01.036	1:20.282	20.896	28.627	30.759	48.418	49.968	13	11:58:50.723	1:06.055	21.391	25.068	19.596	86.814	78.488
5	11:49:12.384	2:11.348	43.731	51.806	35.811	37.595	37.616	14	11:59:56.691	1:05.968	21.487	25.133	19.348	87.153	79.795
6	11:50:58.875	1:46.491	40.114	45.880	20.497	64.034	80.368	(3) Stewart SCOTT							
7	11:52:03.503	1:04.628	20.746	24.446	19.436	88.183	79.890	1	11:43:37.337			26.154	20.195	86.590	78.672
8	11:53:08.180	1:04.677	20.812	24.475	19.390	88.532	79.606	2	11:44:46.262	1:08.925	22.382	26.206	20.337	85.270	80.853
9	11:54:12.531	1:04.351	20.795	24.238	19.318	88.416	80.081	3	11:45:55.673	1:09.411	22.963	26.562	19.886	87.494	79.700
10	11:55:17.228	1:04.697	20.898	24.273	19.526	88.299	80.176	4	11:47:09.679	1:14.006	24.144	28.635	21.227	84.200	58.918
11	11:56:22.218	1:04.990	20.968	24.393	19.629	87.837	79.890	5	11:49:19.426	2:09.747	40.915	53.226	35.606	36.373	39.198
12	11:57:27.680	1:05.462	21.252	24.698	19.512	88.183	79.985	6	11:51:04.125	1:44.699	39.935	43.490	21.274	62.894	79.890
13	11:58:32.431	1:04.751	20.963	24.297	19.491	87.722	79.417	7	11:52:11.702	1:07.577	22.307	25.537	19.733	87.266	79.795
14	11:59:38.029	1:05.598	21.327	24.720	19.551	88.532	77.402	8	11:53:19.444	1:07.742	22.718	25.299	19.725	87.608	79.136
(85) Blair MURDOCH								9	11:54:26.756	1:07.312	21.941	24.992	20.379	88.299	77.761
1	11:43:32.725			25.015	19.806	89.002	80.853	10	11:55:33.982	1:07.226	22.002	25.435	19.789	87.266	79.511
2	11:44:39.542	1:06.817	21.577	25.273	19.967	88.649	80.950	11	11:56:41.057	1:07.075	21.696	25.641	19.738	87.837	79.230
3	11:45:45.876	1:06.334	21.706	24.792	19.836	88.649	81.739	12	11:57:48.314	1:07.257	21.450	26.382	19.425	87.837	79.323
4	11:47:02.217	1:16.341	22.005	26.989	27.347	83.054	46.961	13	11:58:54.929	1:06.615	21.716	25.144	19.755	87.837	79.323
5	11:49:13.087	2:10.870	43.593	51.307	35.970	37.511	38.021	14	12:00:03.647	1:08.718	22.452	26.208	20.058	86.035	79.417
6	11:50:59.928	1:46.841	40.212	45.640	20.989	60.896	81.540	(5) Lorn MURRAY							
7	11:52:06.032	1:06.104	21.467	24.717	19.920	88.649	80.176	1	11:43:38.766			26.405	20.002	86.479	79.043
8	11:53:12.610	1:06.578	21.615	25.056	19.907	88.299	81.441	2	11:44:46.790	1:08.024	22.600	25.570	19.854	87.380	78.488
9	11:54:18.806	1:06.196	21.607	24.932	19.657	87.608	81.739	3	11:45:56.611	1:09.821	22.821	26.831	20.169	87.153	79.323
10	11:55:25.261	1:06.455	21.691	24.992	19.772	88.416	81.244	4	11:47:12.310	1:15.699	25.614	28.983	21.102	84.095	70.938
11	11:56:31.631	1:06.370	21.596	24.959	19.815	87.952	80.658	5	11:49:21.031	2:08.721	39.979	53.898	34.844	31.926	39.153
12	11:57:38.051	1:06.420	21.822	24.949	19.649	88.183	81.540	6	11:51:05.723	1:44.692	39.602	43.900	21.190	65.471	77.761
13	11:58:44.145	1:06.094	21.565	24.795	19.734	88.068	81.343	7	11:52:12.768	1:07.045	21.991	25.263	19.791	87.494	79.323
14	11:59:51.088	1:06.943	21.978	25.005	19.960	88.183	80.658	8	11:53:20.225	1:07.457	22.151	25.500	19.806	87.494	78.765
(51) Chris MILFORD								9	11:54:27.084	1:06.859	21.882	25.252	19.725	87.722	79.417
1	11:43:33.351				19.829	87.608	80.561	10	11:55:34.662	1:07.578	22.443	25.070	20.065	88.532	78.580
2	11:44:40.365	1:07.014			19.626	86.927	80.853	11	11:56:41.608	1:06.946	21.931	25.144	19.871	88.183	79.323
3	11:45:46.866	1:06.501	21.834	25.011	19.656	88.416	81.639	12	11:57:49.194	1:07.586	21.874	26.121	19.591	87.494	78.488
4	11:47:03.174	1:16.308	21.973	26.674	27.661	78.032	51.110	13	11:58:55.908	1:06.714	21.768	25.206	19.740	87.722	78.032
5	11:49:14.016	2:10.842	43.369	51.483	35.990	35.338	38.391	14	12:00:03.900	1:07.992	21.928	26.080	19.984	84.946	78.950
6	11:51:00.437	1:46.421	40.466	44.850	21.105	60.349	79.417	(55) Stephen WARD							
7	11:52:07.185	1:06.748			19.820	85.706	78.488	1	11:43:40.907				20.548		78.214
8	11:53:13.323	1:06.138			19.661	85.925	79.700	2	11:44:51.339	1:10.432			20.230		78.397
9	11:54:19.668	1:06.345			19.675	87.837	78.950	3	11:45:59.794	1:08.455			19.792		79.417
10	11:55:26.140	1:06.472	21.751	25.003	19.718	87.722	79.890	4	11:47:13.872	1:14.078			20.103		80.081
11	11:56:32.615	1:06.475			19.694	86.035	79.985	5	11:49:22.661	2:08.789			35.335		35.544
12	11:57:39.239	1:06.624		25.167	19.586	86.927	79.985	6	11:51:06.761	1:44.100			21.332		79.230
13	11:58:45.330	1:06.091	21.557	24.990	19.544	86.927	79.985	7	11:52:15.174	1:08.413			19.916		78.857
14	11:59:51.506	1:06.176			19.865	88.299	80.561	8	11:53:23.006	1:07.832			19.945		79.795
(33) Ryan STIRLING								9	11:54:30.559	1:07.553			19.874		79.230
1	11:43:36.069			25.727	20.501	89.477	78.950	10	11:55:37.973	1:07.414			19.716		79.700
2	11:44:43.023	1:06.954	22.051	25.291	19.612	89.002	82.240	11	11:56:45.610	1:07.637			19.935		79.606
3	11:45:51.800	1:08.777			19.685	89.358	80.853	12	11:57:53.201	1:07.591			19.802		78.857
4	11:47:03.941	1:12.141		26.185	24.551	87.952	46.830	13	11:59:00.733	1:07.532			19.911		78.672
5	11:49:15.069	2:11.128	43.270	51.453	36.405	33.554	42.286	14	12:00:09.472	1:08.739			19.686		79.890
6	11:51:01.955	1:46.886	40.045	44.961	21.880	55.233	79.985	(34) Martin RAMSAY							
7	11:52:08.475	1:06.520	21.600	24.987	19.933	89.836	80.272	1	11:43:38.049			26.071	20.511	88.183	79.230
8	11:53:15.428	1:06.953	21.809	25.230	19.914	89.876	80.950	2	11:44:46.032	1:07.983	22.509	25.666	19.808	88.416	78.488
9	11:54:22.419	1:06.991	21.888	25.403	19.700	90.320	81.343	3	11:45:54.756	1:08.724	22.314	26.599	19.811	86.927	79.890
10	11:55:29.231	1:06.812	21.882	25.197	19.733	90.077	80.853	4	11:47:06.847	1:12.091	22.317	26.762	23.012	86.590	51.981
11	11:56:37.210	1:07.979	21.727	25.204	21.048	89.957	79.136	5	11:49:18.382	2:11.535	42.477	53.101	35.957	33.487	40.894
12	11:57:43.706	1:06.496	21.950	24.924	19.622	91.179	81.739	6	11:51:03.148	1:44.766	39.010	44.276	21.480	60.512	80.272
13	11:58:50.004	1:06.298	21.533	25.159	19.606	90.686	80.853	7	11:52:11.167	1:08.019	22.240	25.403	20.376	88.532	75.233
14	11:59:56.141	1:06.137	21.460	24.940	19.737	90.442	80.658	8	11:53:18.716	1:07.549			19.813	88.068	79.417
(37) Russell MORGAN								9	11:54:26.044	1:07.328			20.341	89.477	79.606
1	11:43:34.743			26.089	20.074	85.815	78.123	10	11:55:32.997	1:06.953			20.015	88.416	80.755
2	11:44:42.698	1:07.955	22.106	25.944	19.905	85.706	78.123	11	11:56:39.311	1:06.314	21.993	24.538	19.783	89.120	80.561
3	11:45:52.440	1:09.742	23.349	26.771	19.622	86.479	79.511	12	11:57:46.071	1:06.760			19.802	89.358	80.755
4	11:47:05.147	1:12.707	22.909	27.135	22.663	85.054	46.896	13	11:58:52.341	1:06.270			19.772	88.649	80.950
5	11:49:16.174	2:11.027	43.033	53.056	34.938	31.083	46.994	14							

SMRC Season Finale

SMTA Fiesta & Hot Hatch / BMW Championship

Knockhill 1.267 miles

Race 4 - 1st Race

07/10/2018 11:45

Race (14 Laps) started at 11:42:21

Lap	Time of Day	Lap Tm	S1	S2	S3	S3Spd	SFSpd	Lap	Time of Day	Lap Tm	S1	S2	S3	S3Spd	SFSpd
3	11:46:03.544	1:10.024	22.671	26.449	20.904	86.814	78.397								
4	11:47:18.182	1:14.638	25.179	28.255	21.204	80.176	78.214								
5	11:49:24.786	2:06.604	36.510	54.566	35.528	31.774	37.659								
6	11:51:10.574	1:45.788	39.685	42.578	23.525	62.022	77.671								
7	11:52:19.704	1:09.130	23.146	25.812	20.172	85.162	80.176								
8	11:53:28.337	1:08.633	22.721	25.692	20.220	87.952	80.176								
9	11:54:36.471	1:08.134	22.218	25.757	20.159	87.608	80.176								
10	11:55:43.943	1:07.472	22.107	25.475	19.890	87.837	79.795								
11	11:56:51.101	1:07.158	21.892	25.332	19.934	88.767	80.561								
12	11:57:58.000	1:06.899	22.062	25.273	19.564	88.183	79.890								
13	11:59:04.902	1:06.902	21.783	25.281	19.838	84.839	79.795								
14	12:00:13.468	1:08.566	23.402	25.243	19.921	87.952	76.782								

(86) Adam MORRISON

1	11:43:42.397			28.215	21.401	81.739	74.981								
2	11:44:51.732	1:09.335	22.961	25.712	20.662	82.039	75.402								
3	11:46:01.032	1:09.300	22.555	26.401	20.344	83.363	75.914								
4	11:47:16.434	1:15.402	25.410	29.200	20.792	76.519	75.828								
5	11:49:23.499	2:07.065	37.322	54.582	35.161	31.432	37.056								
6	11:51:07.920	1:44.421	39.404	43.331	21.686	59.387	76.000								
7	11:52:16.718	1:08.798	21.991	26.387	20.420	82.747	75.914								
8	11:53:25.768	1:09.050	22.774	25.884	20.392	81.639	76.086								
9	11:54:34.000	1:08.232	22.121	25.752	20.359	83.363	76.259								
10	11:55:42.598	1:08.598	22.012	26.291	20.295	80.176	76.172								
11	11:56:51.224	1:08.626	21.649	26.302	20.675	80.755	74.897								
12	11:57:59.451	1:08.227	22.462	25.604	20.161	83.989	76.432								
13	11:59:07.579	1:08.128	21.755	26.116	20.257	81.343	76.000								
14	12:00:20.128	1:12.549	22.011	28.975	21.563	73.182	72.004								

(67) Mark GERAGHTY

1	11:43:48.611			26.989	19.826	88.183	80.950								
2	11:44:56.658	1:08.047	22.136	25.203	20.708	88.068	81.441								
3	11:46:17.797	1:21.139	32.568	28.046	20.525	87.952	78.765								
4	11:47:28.127	1:10.330	23.325	26.765	20.240	88.532	80.755								
5	11:49:25.696	1:57.569	27.484	54.875	35.210	30.629	39.061								
6	11:51:10.708	1:45.012	39.689	42.221	23.102	61.793	77.491								
7	11:52:17.111	1:06.403	22.052	24.764	19.587	88.767	80.853								
8	11:53:40.194	1:23.083	27.176	29.097	26.810	73.182	25.604								

(61) Peter CRUICKSHANK

1	11:43:35.556			25.807	20.335	86.590	78.857								
2	11:44:43.171	1:07.615	22.066	25.609	19.940	86.479	79.230								

Clerk of the Course.

Sig : _____ Time : _____
 Chief Timekeeper : Ian Sharp (SMART Timing)

Results available at www.smart-timing.co.uk and www.speedhive.com

Printed: 07/10/2018 12:04:51

Orbits



SMRC Season Finale
Lapchart
SMTA Fiesta & Hot Hatch / BMW Championship
Knockhill 1.267 miles
Race 4 - 1st Race
07/10/2018 11:45
Race (14 Laps) started at 11:42:21

Competitors	Laps													
	1	2	3	4	5	6	7	8	9	10	11	12	13	14
Wayne MacCAULAY (1)	1	1	1	1	1	1	1	1	1	1	1	1	1	1
Blair MURDOCH (85)	2	85	85	85	85	85	85	85	85	85	85	85	85	85
Chris MILFORD (51)	3	51	51	51	51	51	51	51	51	51	51	51	51	51
Russell MORGAN (37)	4	37	37	33	33	33	33	33	33	33	37	33	33	33
Peter CRUICKSHANK (61)	5	61	33	37	37	37	37	37	37	37	33	37	37	37
Ryan STIRLING (33)	6	33	61	34	34	34	34	34	34	34	34	34	34	3
Stewart SCOTT (3)	7	3	34	3	3	3	3	3	3	3	3	3	3	5
Martin RAMSAY (34)	8	34	3	5	5	5	5	5	5	5	5	5	5	55
Lorn MURRAY (5)	9	5	5	55	55	55	55	55	55	55	55	55	55	34
Stephen WARD (55)	10	55	55	86	86	86	86	86	86	86	19	19	19	19
Adam MORRISON (86)	11	86	86	19	19	19	19	67	19	19	19	86	86	86
Aiden WARD (19)	12	19	19	67	67	67	67	19	67					
Mark GERAGHTY (67)	13	67	67											

Margin of Victory	Avg. Speed	Best Lap Tm	Best Speed	Best Lap by
13.059	61.626	1:04.351	70.874	1 - Wayne MacCAULAY

Clerk of the Course.
Orbits

Sig : _____ Time : _____
 Chief Timekeeper : Ian Sharp (SMART Timing)
 Results available at www.smart-timing.co.uk and www.speedhive.com



SMRC Season Finale


SMTA Fiesta & Hot Hatch / BMW Championship

Knockhill 1.267 miles

Race 10 - 2nd Race

07/10/2018 15:10

Race (12 Laps)



POLE POSITION

2	85 Blair MURDOCH
4	33 Ryan STIRLING
6	3 Stewart SCOTT
8	55 Stephen WARD
10	19 Aiden WARD
12	67 Mark GERAGHTY

1	1 Wayne MacCAULAY
3	51 Chris MILFORD
5	37 Russell MORGAN
7	5 Lorn MURRAY
9	34 Martin RAMSAY
11	86 Adam MORRISON
13	61 Peter CRUICKSHANK

1
2
3
4
5
6
7

Clerk of the Course.

Orbits

 Sig : Time :
 Chief Timekeeper : Ian Sharp (SMART Timing)
 Results available at www.smart-timing.co.uk and www.speedhive.com




SMRC Season Finale

Sorted on Laps

Scottish Saloon & Sports Car Championship

Knockhill 1.267 miles

Race 5 - 1st Race

07/10/2018 12:10

Race (15 Laps) started at 12:15:33

Pos	No.	Name	Make/Model	CC	Class Code	Laps	Total Tm	Diff	Best Tm	In Lap	2nd Best
1	0	Andy FORREST	Westfield Sei	2000	A3	15	17:23.010		54.526	9	54.648
2	37	Andrew GALLAGHER	Mitsubishi AG Evo	2000	Guest	15	17:26.020	3.010	55.003	4	55.959
3	9	Ron CUMMING	Nemesis Kit Car	2000	A3	15	17:26.657	3.647	55.184	9	55.747
4	55	Fiona KINDNESS	Subaru Impreza	2000	Guest	15	17:33.590	10.580	57.690	13	58.315
5	29	Robert DRUMMOND	Ford Escort Cosworth	2000	A1	15	17:37.120	14.110	56.962	14	57.942
6	77	Ian BONTRHONE	BMW M3	3999	Guest	15	17:38.982	15.972	59.295	5	59.381
7	70	Oliver MORTIMER	Mini Cooper R53	1600	R53	15	17:46.167	23.157	1:00.871	9	1:00.979
8	7	Vic COVEY Jnr	Mini Cooper R53	1600	R53	15	17:46.877	23.867	1:00.756	14	1:00.901
9	62	Paul RANKIN	Westfield Aero	2000	A3	15	17:51.701	28.691	1:01.181	15	1:02.141
10	27	Paul WILSON	Mini Cooper R53	2000	R53	15	17:51.932	28.922	1:01.441	4	1:01.549
11	85	Lowell FORSYTH	Lotus Exige	2000	A2	15	17:52.665	29.655	1:00.842	15	1:01.545
12	3	Jock BORTHWICK	Mini Cooper R53	1600	Guest	15	17:56.235	33.225	1:02.047	14	1:02.213
13	177	Neal ROBERTSON	Mini Cooper R53	1600	Guest	14	17:55.203	1 Lap	1:02.987	14	1:04.552
14	26	Andrew PATERSON	BMW E36 318i	1796	B3	14	18:12.354	1 Lap	1:06.875	14	1:07.028
15	18	Ian CREHAN	Mazda MX5	1600	B1	14	18:15.467	1 Lap	1:06.936	14	1:07.310

Not classified

DNF	43	Stuart BUCHAN	Mini Cooper R53	1600	R53	12	14:46.720	DNF	1:02.963	5	1:03.173
DNF	4	Paul BRYDON	BMW M3	3500	A3	8	8:27.749	DNF	56.150	3	56.437
DNF	83	Fraser JAMIESON	Mini Cooper R53	1600	R53	7	8:32.358	DNF	1:05.306	3	1:05.651
DNF	34	Scott DUTHIE	BMW Z3	2500	B1	3	6:14.970	DNF	1:18.611	2	3:18.363
DNF	88	Ian DONALDSON	Misubishi Evo X	2000	A1	2	2:02.382	DNF	58.088	2	

Announcements

Race distance increased to 13 Laps - 1 Lap completed behind the Safety Car.
 Race distance increased to 15 Laps - 2 Laps completed behind the Safety Car.

Margin of Victory	Avg. Speed	Best Lap Tm	Best Speed	Best Lap by
3.010	65.592	54.526	83.645	0 - Andy FORREST

Clerk of the Course.

Orbits

Sig : Time :
 Chief Timekeeper : Ian Sharp (SMART Timing)

Results available at www.smart-timing.co.uk and www.speedhive.com

Printed: 07/10/2018 12:37:13





SMRC Season Finale

Scottish Saloon & Sports Car Championship

Knockhill 1.267 miles

Race 5 - 1st Race

07/10/2018 12:10

Race (15 Laps) started at 12:15:33

Lap	Time of Day	Lap Tm	S1	S2	S3	S3Spd	SFSpd	Lap	Time of Day	Lap Tm	S1	S2	S3	S3Spd	SFSpd
(0) Andy FORREST								5 12:21:06.775 1:03.683 19.487 22.145 22.051 112.033 85.379							
1	12:16:34.057			22.573	16.112	122.683	121.572	6	12:22:13.240	1:06.465	24.074	23.589	18.802	99.714	89.596
2	12:17:29.671	55.614	18.317	21.472	15.825	128.068	118.147	7	12:23:17.021	1:03.781	21.600	23.546	18.635	96.419	94.252
3	12:18:24.994	55.323	18.268	21.415	15.640	129.302	120.049	8	12:24:17.010	59.989	20.564	22.424	17.001	110.374	115.107
4	12:19:20.042	55.048	17.938	21.613	15.497	128.313	121.572	9	12:25:16.615	59.605	19.527	23.175	16.903	120.480	122.683
5	12:20:15.237	55.195	18.108	21.588	15.499	126.618	120.697	10	12:26:25.135	1:08.520	21.316	25.885	21.319	76.172	73.262
6	12:21:13.954	58.717	17.904	21.098	19.715	131.070	56.775	11	12:28:30.376	2:05.241	23.390	1:03.203	38.648	44.531	29.759
7	12:22:56.346	1:42.392	37.061	45.927	19.404	69.977	120.049	12	12:30:16.750	1:46.374	45.291	40.746	20.337	79.043	106.520
8	12:23:51.061	54.715	18.277	21.061	15.377	129.302	121.133	13	12:31:14.692	57.942	19.695	22.136	16.111	122.014	123.133
9	12:24:45.587	54.526	17.931	21.309	15.286	127.581	122.683	14	12:32:11.654	56.962	18.473	22.075	16.414	117.733	122.014
10	12:25:55.745	1:10.158	18.031	23.568	28.559	66.116	40.064	15	12:33:10.560	58.906	19.917	21.950	17.039	123.587	110.556
11	12:28:20.821	2:25.076	43.868	1:02.319	38.889	33.437	36.294	(77) Ian BONTHRONE							
12	12:30:08.213	1:47.392	45.746	42.754	18.892	64.589	111.474	1	12:16:43.347			24.691	18.155	105.848	99.419
13	12:31:04.665	56.452	18.505	21.679	16.268	125.670	118.565	2	12:17:44.356	1:01.009	19.960	23.295	17.754	107.544	99.863
14	12:31:59.313	54.648	17.887	21.417	15.344	128.313	122.683	3	12:18:44.912	1:00.556	19.922	22.985	17.649	109.118	100.161
15	12:32:56.450	57.137	17.958	22.737	16.442	107.544	111.660	4	12:19:44.525	59.613	19.506	23.017	17.090	107.717	100.460
(37) Andrew GALLAGHER								5	12:20:43.820	59.295	19.202	22.558	17.535	109.118	100.161
1	12:16:34.478		21.544	16.169	122.014	120.915	6	12:21:55.228	1:11.408	23.378	27.408	20.622	71.620	76.694	
2	12:17:31.022	56.544	18.632	21.845	16.067	118.775	122.014	7	12:23:08.586	1:13.358	23.950	28.747	20.661	70.343	100.460
3	12:18:27.383	56.361	18.320	21.530	16.511	121.572	116.304	8	12:24:09.841	1:01.255	20.684	23.061	17.510	107.544	100.914
4	12:19:22.386	55.003	18.397	21.031	15.575	123.360	120.697	9	12:25:09.733	59.892	19.029	23.070	17.793	107.372	100.460
5	12:20:18.345	55.959	18.394	21.452	16.113	122.459	116.709	10	12:26:17.706	1:07.973	21.543	27.132	19.298	100.011	86.368
6	12:21:19.226	1:00.881	18.668	22.135	20.078	112.976	63.429	11	12:28:26.458	2:08.752	25.554	1:03.494	39.704	36.412	32.109
7	12:22:59.684	1:40.458	34.314	46.155	19.989	57.802	91.427	12	12:30:13.586	1:47.128	44.764	41.394	20.970	57.161	99.863
8	12:23:57.828	58.144	20.135	21.803	16.206	116.912	117.321	13	12:31:13.159	59.573	19.346	22.917	17.310	109.296	100.011
9	12:24:53.848	56.020	18.592	21.376	16.052	122.459	115.903	14	12:32:12.540	59.381	19.077	22.905	17.399	108.588	100.161
10	12:25:57.401	1:03.553	18.663	24.628	20.262	96.419	50.762	15	12:33:12.422	59.882	19.224	23.304	17.354	108.413	100.611
11	12:28:21.961	2:24.560	42.889	1:02.887	38.784	33.824	37.323	(70) Oliver MORTIMER							
12	12:30:10.740	1:48.779	45.602	43.199	19.978	61.907	111.474	1	12:16:41.688				18.334	96.976	86.927
13	12:31:07.260	56.520	18.829	21.643	16.048	115.504	114.714	2	12:17:42.903	1:01.215			18.014	96.419	87.837
14	12:32:03.360	56.100	18.266	21.626	16.208	113.357	113.166	3	12:18:43.972	1:01.069			18.060	96.697	87.153
15	12:32:59.460	56.100	18.390	21.443	16.267	119.621	103.721	4	12:19:45.750	1:01.778			18.266	93.857	86.257
(9) Ron CUMMING								5	12:20:46.867	1:01.117			18.355	97.399	84.095
1	12:16:36.901		22.405	16.505	115.903	107.201	6	12:21:56.983	1:10.116			19.762	86.479	77.851	
2	12:17:35.240	58.339	19.790	22.121	16.428	115.903	109.296	7	12:23:09.954	1:12.971			20.726	73.907	87.380
3	12:18:31.164	55.924	18.208	21.502	16.214	115.903	110.193	8	12:24:13.147	1:03.193			18.102	96.836	88.767
4	12:19:26.911	55.747	18.330	21.424	15.993	117.526	110.012	9	12:25:14.018	1:00.871			17.992	95.323	85.925
5	12:20:23.353	56.442	18.322	21.961	16.159	115.305	110.374	10	12:26:23.982	1:09.964			21.087	72.004	82.139
6	12:21:24.388	1:01.035	18.351	24.383	18.301	108.413	96.836	11	12:28:28.884	2:04.902			38.816	44.295	29.667
7	12:23:02.928	1:38.540	30.117	46.881	21.542	55.876	104.856	12	12:30:15.771	1:46.887			21.086	75.064	86.927
8	12:23:59.792	56.864	18.882	21.881	16.101	116.103	109.832	13	12:31:17.353	1:01.582			18.199	94.785	86.035
9	12:24:54.976	55.184	17.936	21.182	16.066	117.526	110.374	14	12:32:18.628	1:01.275			18.124	95.188	87.040
10	12:26:15.268	1:20.292	17.917	43.002	19.373	93.205	93.726	15	12:33:19.607	1:00.979			18.242	96.143	84.518
11	12:28:24.162	2:08.894	26.054	1:03.365	39.475	35.469	33.859	(7) Vic COVEY Jnr							
12	12:30:11.652	1:47.490	45.100	42.146	20.244	59.598	108.941	1	12:16:42.134			24.441	18.384	98.111	89.002
13	12:31:07.985	56.333	18.336	21.774	16.223	117.321	110.193	2	12:17:43.445	1:01.311	19.908	23.409	17.994	97.399	89.120
14	12:32:04.028	56.043	18.055	21.848	16.140	115.305	111.105	3	12:18:45.319	1:01.874	19.895	23.477	18.502	95.731	88.532
15	12:33:00.097	56.069	18.158	21.711	16.200	117.733	111.474	4	12:19:46.817	1:01.498	19.664	23.633	18.201	96.005	88.068
(55) Fiona KINDNESS								5	12:20:49.589	1:02.772	19.819	23.361	19.592	96.558	79.795
1	12:16:39.652		23.480	17.547	108.413	105.681	6	12:21:57.207	1:07.618	21.407	26.460	19.751	86.702	76.607	
2	12:17:39.728	1:00.076	20.646	22.462	16.968	113.742	102.926	7	12:23:10.199	1:12.992	23.277	29.005	20.710	72.864	89.239
3	12:18:40.176	1:00.448	20.263	23.103	17.082	108.238	104.043	8	12:24:13.296	1:03.097	20.849	24.177	18.071	97.540	89.002
4	12:19:40.264	1:00.088	20.275	22.562	17.251	110.739	103.561	9	12:25:14.682	1:01.386	19.779	23.651	17.956	97.257	87.380
5	12:20:40.695	1:00.431	20.015	23.009	17.407	106.015	92.818	10	12:26:24.425	1:09.743	22.187	26.516	21.040	72.392	80.272
6	12:21:54.283	1:13.588	24.080	28.252	21.256	81.441	79.136	11	12:28:29.337	2:04.912	22.475	1:03.954	38.483	41.786	29.812
7	12:23:07.893	1:13.610	24.174	28.125	21.311	79.890	80.853	12	12:30:16.122	1:46.785	44.675	41.109	21.001	76.000	88.884
8	12:24:07.558	59.665	20.591	22.176	16.898	110.739	106.015	13	12:31:18.660	1:02.538	20.989	23.601	17.948	98.111	88.299
9	12:25:08.377	1:00.819	19.853	23.387	17.579	101.066	99.863	14	12:32:19.416	1:00.756	19.574	23.203	17.979	98.398	88.183
10	12:26:17.020	1:08.643	21.838	27.169	19.636	91.055	88.767	15	12:33:20.317	1:00.901	19.590	23.166	18.145	97.399	87.266
11	12:28:25.000	2:07.980	25.087	1:03.469	39.424	35.791	35.525	(62) Paul RANKIN							
12	12:30:12.232	1:47.232	45.104	41.784	20.344	59.178	105.681	1	12:16:45.522			25.414	18.795	95.731	99.419
13	12:31:09.922	57.690	19.348	21.876	16.466	115.107	105.184	2	12:17:49.021	1:03.499	20.972	24.682	17.845	103.882	100.611
14	12:32:08.237	58.315	19.399	22.355	16.561	112.033	104.204	3	12:18:51.496	1:02.475	20.540	24.132	17.803	103.402	100.310
15	12:33:07.030	58.793	19.676	22.118	16.999	109.653	105.848	4	12:19:54.170	1:02.674	20.480	24.255	17.939	102.611	97.682
(29) Robert DRUMMOND								5	12:20:57.741	1:03.571	20.658	24.376	18.537	100.310	97.967
1	12:16:36.522		22.483	16.776	116.506	121.792	6	12:22:04.454	1:06.713	22.320	25.766	18.627	99.863	97.824	
2	12:18:03.142	1:26.620	21.802	48.015	16.803	110.739	122.459	7	12:23:11.714	1:07.260	21.277	25.484	20.499	82.543	100.310
3	12:19:01.337	58.195	20.057	21.803	16.335	121.792	114.323	8	12:24:15.372	1:03.658	21.102	24.768	17.788	102.926	100.460
4	12:20:03.092	1:													



SMRC Season Finale

Scottish Saloon & Sports Car Championship

Knockhill 1.267 miles

Race 5 - 1st Race

07/10/2018 12:10

Race (15 Laps) started at 12:15:33

Lap	Time of Day	Lap Tm	S1	S2	S3	S3Spd	SFSpd	Lap	Time of Day	Lap Tm	S1	S2	S3	S3Spd	SFSpd
11	12:28:32.607	2:06.233	23.750	1:04.684	37.799	44.888	33.107	1	12:16:51.553			28.713	19.537	86.927	87.952
12	12:30:18.920	1:46.313	45.589	40.513	20.211	92.562	100.611	2	12:18:00.409	1:08.856	22.439	26.898	19.519	93.465	85.270
13	12:31:21.819	1:02.899	20.705	24.384	17.810	105.848	101.524	3	12:19:11.516	1:11.107	23.829	27.524	19.754	90.686	87.153
14	12:32:23.960	1:02.141	20.974	23.492	17.675	104.043	101.066	4	12:20:20.809	1:09.293	22.325	26.625	20.343	92.690	86.702
15	12:33:25.141	1:01.181	20.576	23.056	17.549	106.183	101.524	5	12:21:34.190	1:13.381	23.459	29.413	20.509	78.950	84.839
(27) Paul WILSON								6	12:23:06.250	1:13.060	25.096	45.102	21.862	72.706	86.814
1	12:16:42.818			24.075	18.543	96.281	86.257	7	12:24:17.802	1:11.552	23.678	27.804	20.070	90.564	88.068
2	12:17:45.967	1:03.149	21.010	23.612	18.527	94.651	85.596	8	12:25:26.201	1:08.399	22.211	27.153	19.035	93.335	87.266
3	12:18:47.516	1:01.549	20.233	22.944	18.372	95.731	86.590	9	12:26:35.250	1:09.049	22.140	27.639	19.270	90.809	87.040
4	12:19:48.957	1:01.441	20.201	22.985	18.255	96.005	86.035	10	12:28:36.989	2:01.739	22.234	1:04.460	35.045	46.059	39.945
5	12:20:50.780	1:01.823	20.249	22.810	18.764	96.005	82.951	11	12:30:24.299	1:47.310	45.603	42.182	19.525	89.596	88.299
6	12:21:58.774	1:07.994	22.247	26.056	19.691	82.645	84.625	12	12:31:31.891	1:07.592	21.390	26.911	19.291	91.303	85.054
7	12:23:10.683	1:11.909	22.313	29.092	20.504	77.851	87.040	13	12:32:38.919	1:07.028	21.697	26.515	18.816	95.188	88.183
8	12:24:13.663	1:02.980	20.801	24.010	18.169	96.281	88.068	14	12:33:45.794	1:06.875	21.804	25.729	19.342	95.188	86.814
9	12:25:16.312	1:02.649	20.007	24.300	18.342	94.651	84.732	(18) Ian CREHAN							
10	12:26:25.847	1:09.535	22.687	25.458	21.390	73.342	73.422	1	12:16:54.104			28.052	21.091	86.590	83.780
11	12:28:31.576	2:05.729	23.416	1:04.184	38.129	45.130	32.186	2	12:18:07.757	1:13.653	23.895	28.334	21.424	83.571	83.157
12	12:30:18.476	1:46.900	45.063	40.980	20.857	86.479	85.706	3	12:19:19.686	1:11.929	23.463	27.784	20.682	87.380	84.306
13	12:31:20.997	1:02.521	21.175	23.074	18.272	97.117	87.608	4	12:20:32.580	1:12.894	25.509	27.581	19.804	93.988	81.839
14	12:32:23.277	1:02.280	20.790	23.281	18.209	96.836	87.040	5	12:21:53.470	1:20.890	26.042	32.428	22.420	64.527	79.511
15	12:33:25.372	1:02.095	20.459	23.116	18.520	96.281	85.706	6	12:23:07.536	1:14.066	24.268	28.049	21.749	74.070	83.363
(85) Lowell FORSYTH								7	12:24:20.644	1:13.108	24.691	27.453	20.964	91.303	81.244
1	12:16:46.756			25.664	18.643	102.142	97.117	8	12:25:32.239	1:11.595	23.023	27.789	20.783	87.722	82.442
2	12:17:51.795	1:05.039	21.570	24.433	19.036	104.856	98.833	9	12:26:53.777	1:21.538		29.978	90.198	72.470	
3	12:18:55.850	1:04.055	21.701	24.661	17.693	106.859	101.066	10	12:28:39.165	1:45.388		44.873	35.865	46.506	33.520
4	12:19:59.049	1:03.199	21.273	24.256	17.670	106.015	103.402	11	12:30:26.657	1:47.492	44.401	42.818	20.273	88.299	81.441
5	12:21:04.038	1:04.989	20.768	24.172	20.049	101.524	86.146	12	12:31:34.661	1:08.004	22.160	26.352	19.492	96.143	83.571
6	12:22:10.667	1:06.629	22.613	26.065	17.951	103.882	102.298	13	12:32:41.971	1:07.310	22.335	25.724	19.251	97.540	87.837
7	12:23:14.424	1:03.757	20.863	24.711	18.183	103.242	103.721	14	12:33:48.907	1:06.936	21.549	25.430	19.957	96.558	82.240
8	12:24:16.881	1:02.457	20.472	24.348	17.637	108.941	101.678	(43) Stuart BUCHAN							
9	12:25:21.572	1:04.691	21.877	24.904	17.910	108.238	102.142	1	12:16:45.123			25.377	18.942	92.054	84.518
10	12:26:30.079	1:08.507	23.012	27.162	18.333	101.066	100.762	2	12:17:50.694	1:05.571	21.679	25.126	18.766	93.726	85.815
11	12:28:34.686	2:04.607	22.306	1:05.018	37.283	49.416	34.485	3	12:18:54.285	1:03.591	21.083	24.033	18.475	94.385	86.927
12	12:30:21.176	1:46.490	45.795	42.362	18.333	88.767	102.142	4	12:19:57.458	1:03.173	20.683	23.873	18.617	93.465	85.925
13	12:31:23.718	1:02.542	20.588	24.607	17.347	108.064	102.768	5	12:21:00.421	1:02.963	20.307	23.671	18.985	92.690	85.270
14	12:32:25.263	1:01.545	20.292	23.797	17.456	108.941	102.926	6	12:22:05.643	1:05.222	21.091	24.999	19.132	93.076	85.487
15	12:33:26.105	1:00.842	20.182	23.623	17.037	108.238	108.238	7	12:23:12.868	1:07.225	21.229	24.890	21.106	89.477	86.257
(3) Jock BORTHWICK								8	12:24:16.850	1:03.982	20.635	24.943	18.404	93.076	86.368
1	12:16:46.143			25.197	19.013	92.818	86.479	9	12:25:21.858	1:05.008	21.389	24.401	19.218	93.465	84.732
2	12:17:50.784	1:04.641	21.016	24.666	18.959	92.690	86.702	10	12:26:28.799	1:06.941	22.904	25.281	18.756	92.181	85.379
3	12:18:53.513	1:02.729	20.750	23.576	18.403	94.919	86.368	11	12:28:33.179	2:04.380	22.038	1:04.744	37.598	41.864	33.927
4	12:20:02.713	1:09.200	25.924	24.965	18.311	93.595	85.379	12	12:30:20.160	1:46.981	46.267	39.981	20.733	89.358	86.368
5	12:21:06.796	1:04.083	20.566	23.700	19.817	93.857	84.095	(4) Paul BRYDON							
6	12:22:13.006	1:06.210	22.248	24.962	19.000	90.809	83.989	1	12:16:34.813			22.211	16.475	113.549	108.588
7	12:23:16.096	1:03.090	20.410	24.184	18.496	91.802	87.153	2	12:17:32.555	57.742	18.841	22.263	16.638	112.033	106.351
8	12:24:18.956	1:02.860	20.166	23.763	18.931	95.053	85.815	3	12:18:28.705	56.150	18.298	21.375	16.477	116.709	107.890
9	12:25:23.164	1:04.208	20.713	25.072	18.423	91.677	86.035	4	12:19:25.142	56.437	18.196	21.816	16.425	115.703	108.064
10	12:26:31.414	1:08.250	22.131	27.353	18.766	91.677	86.927	5	12:20:22.424	57.282	18.921	22.017	16.344	114.910	108.413
11	12:28:36.029	2:04.615	21.424	1:06.796	36.395	52.428	38.723	6	12:21:29.317	1:06.893	18.788	27.669	20.436	73.422	87.952
12	12:30:22.404	1:46.375	45.508	42.162	18.705	82.543	87.608	7	12:23:03.183	1:33.866	27.969	45.338	20.559	72.549	107.544
13	12:31:25.415	1:03.011	20.187	24.574	18.250	93.857	86.368	8	12:24:01.189	58.006	19.294	22.298	16.414	116.103	109.474
14	12:32:27.462	1:02.047	20.132	23.572	18.343	94.919	86.479	(83) Fraser JAMIESON							
15	12:33:29.675	1:02.213	20.083	23.900	18.230	95.731	86.814	1	12:16:48.820			26.172	19.719	88.068	80.561
(177) Neal ROBERTSON								2	12:17:54.640	1:05.820	21.670	24.577	19.573	90.932	81.244
1	12:16:50.438			27.016	19.448	91.303	85.270	3	12:18:59.946	1:05.306	20.911	24.507	19.888	89.239	77.313
2	12:17:55.233	1:04.795	21.595	24.383	18.817	92.690	86.146	4	12:20:05.597	1:05.651	21.401	24.660	19.590	88.532	81.343
3	12:18:59.785	1:04.552	21.249	24.274	19.029	93.076	84.946	5	12:21:14.855	1:09.258	22.131	24.494	22.633	90.686	53.472
4	12:20:05.889	1:06.104	21.154	26.100	18.850	92.690	86.035	6	12:22:58.805	1:43.950	36.974	46.023	20.953	62.600	77.941
5	12:21:16.423	1:10.534	22.234	24.769	23.531	80.561	52.062	7	12:24:05.798	1:06.993	21.656	24.924	20.413	81.839	76.000
6	12:22:59.508	1:43.085	36.333	46.064	20.688	60.025	86.257	(34) Scott DUTHIE							
7	12:24:05.455	1:05.947	22.382	24.808	18.757	92.690	86.257	1	12:17:11.436			42.871	22.138	81.048	82.442
8	12:25:11.383	1:05.928	20.387	24.750	20.791	89.957	83.054	2	12:18:30.047	1:18.611	25.764	29.059	23.788	81.540	76.694
9	12:26:21.117	1:09.734	22.003	27.911	19.820	81.441	83.363	3	12:21:48.410	3:18.363	26.673	2:22.225	29.465	68.477	32.577
10	12:28:27.772	2:06.655	23.634	1:03.557	39.464	38.880	31.521	(88) Ian DONALDSON							
11	12:30:15.412	1:47.640	44.413	41.417	21.810	58.304									



SMRC Season Finale

Lapchart

Scottish Saloon & Sports Car Championship

Knockhill 1.267 miles

Race 5 - 1st Race

07/10/2018 12:10

Race (15 Laps) started at 12:15:33

Competitors	Laps														
	1	2	3	4	5	6	7	8	9	10	11	12	13	14	15
Andy FORREST (0)	1	0	0	0	0	0	0	0	0	0	0	0	0	0	0
Andrew GALLAGHER (37)	2	37	37	37	37	37	37	37	37	37	37	37	37	37	37
Paul BRYDON (4)	3	4	4	4	4	4	9	9	9	9	9	9	9	9	9
Robert DRUMMOND (29)	4	29	9	9	9	9	4	4	4	55	55	55	55	55	55
Ron CUMMING (9)	5	9	88	55	55	55	55	55	55	77	77	77	77	77	29
Ian DONALDSON (88)	6	88	55	70	77	77	77	77	77	70	70	70	70	29	77
Fiona KINDNESS (55)	7	55	70	77	70	70	70	70	70	7	7	7	7	70	70
Oliver MORTIMER (70)	8	70	7	7	7	7	7	7	7	27	29	29	29	7	7
Vic COVEY Jnr (7)	9	7	77	27	27	27	27	27	27	29	27	27	27	27	62
Paul WILSON (27)	10	27	27	62	62	62	62	62	62	62	62	62	62	62	27
Ian BONTRHONE (77)	11	77	62	3	43	43	43	43	43	85	43	43	43	85	85
Stuart BUCHAN (43)	12	43	43	43	85	85	85	85	85	43	85	85	85	3	3
Paul RANKIN (62)	13	62	3	85	3	29	3	3	29	3	3	3	3	177	177
Jock BORTHWICK (3)	14	3	85	177	29	3	29	29	3	177	177	177	177	26	26
Lowell FORSYTH (85)	15	85	83	83	83	83	83	177	177	26	26	26	26	18	18
Fraser JAMIESON (83)	16	83	177	29	177	177	177	83	26	18	18	18	18		
Neal ROBERTSON (177)	17	177	26	26	26	26	26	26	18						
Andrew PATERSON (26)	18	26	29	18	18	18	18	18							
Ian CREHAN (18)	19	18	18	34											
Scott DUTHIE (34)	20	34	34												

Margin of Victory	Avg. Speed	Best Lap Tm	Best Speed	Best Lap by
3.010	65.592	54.526	83.645	0 - Andy FORREST

Clerk of the Course.

Sig : Time :
 Chief Timekeeper : Ian Sharp (SMART Timing)

Results available at www.smart-timing.co.uk and www.speedhive.com

Printed: 07/10/2018 12:38:05

Orbits





SMRC Season Finale


Scottish Saloon & Sports Car Championship

Knockhill 1.267 miles

Race 11 - 2nd Race

07/10/2018 15:35

Race (12 Laps)



POLE POSITION

2
37 Andrew GALLAGHER

1
0 Andy FORREST

1

4
55 Fiona KINDNESS

3
9 Ron CUMMING

2

6
77 Ian BONTRHONE

5
29 Robert DRUMMOND

3

8
7 Vic COVEY Jnr

7
70 Oliver MORTIMER

4

10
27 Paul WILSON

9
62 Paul RANKIN

5

12
3 Jock BORTHWICK

11
85 Lowell FORSYTH

6

14
26 Andrew PATERSON

13
177 Neal ROBERTSON

7

16
43 Stuart BUCHAN

15
18 Ian CREHAN

8

18
83 Fraser JAMIESON

17
4 Paul BRYDON

9

20
88 Ian DONALDSON

19
34 Scott DUTHIE

10

Clerk of the Course.

Orbits

Sig : Time :

Chief Timekeeper : Ian Sharp (SMART Timing)

Results available at www.smart-timing.co.uk and www.speedhive.com

Printed: 07/10/2018 12:36:41



SMRC Season Finale
Sorted on Laps
Scottish Formula Ford 1600 Championship
Knockhill 1.267 miles
Race 6 - 1st Race
07/10/2018 13:30
Race (12 Laps) started at 13:28:45

Pos	No.	Name	Make/Model	CC	Class Code	Laps	Total Tm	Diff	Best Tm	In Lap	2nd Best
1	1	Ross MARTIN	Ray GR17	1600	FFA	10	10:25.347		1:01.720	8	1:01.867
2	88	Sebastian MELROSE	Ray GR18	1600	FFA	10	10:38.954	13.607	1:02.955	7	1:03.015
3	70	Gary SYKES	Ray GR10	1600	FFA	10	10:44.563	19.216	1:03.036	6	1:03.173
4	18	Michael MacPHERSON	Ray GR14	1600	Guest	10	10:51.858	26.511	1:03.319	5	1:03.355
5	29	Ross HOWE	Van Diemen RF99	1600	FFA	10	10:57.432	32.085	1:04.252	6	1:04.273
6	77	Fraser GRAY	Ray GR14	1600	FFA	10	11:06.107	40.760	1:05.105	10	1:05.364
7	9	Logan HANNAH	Ray GR10	1600	Guest	10	11:07.882	42.535	1:04.466	10	1:04.909
Not classified (from pos 8)											
	3	Neil BROOME	Ray GR17	1600	FFA	10	10:42.325	16.978	1:02.775	9	1:02.796
DNF	33	Jordan GRONKOWSKI	Van Diemen JL012K	1600	FFA	9	9:24.318	DNF	1:01.553	8	1:01.779
DNF	92	Matthew CHISHOLM	Van Diemen RF00	1600	FFA	6	6:49.602	DNF	1:03.658	5	1:04.298

Announcements

RED FLAG after Leader completed 11 Laps - Result declared at 10 Laps.

Car No.3 - Not classified - Not running at time of Red Flag.

Margin of Victory	Avg. Speed	Best Lap Tm	Best Speed	Best Lap by
13.607	72.933	1:01.553	74.096	33 - Jordan GRONKOWSKI

Clerk of the Course.
Orbits

Sig : Time :

Chief Timekeeper : Ian Sharp (SMART Timing)

 Results available at www.smart-timing.co.uk and www.speedhive.com

Printed: 07/10/2018 13:46:44



SMRC Season Finale

Scottish Formula Ford 1600 Championship

Knockhill 1.267 miles

Race 6 - 1st Race

07/10/2018 13:30

Race (12 Laps) started at 13:28:45

Lap	Time of Day	Lap Tm	S1	S2	S3	S3Spd	SFSpd
(1) Ross MARTIN							
1	13:29:50.891			24.387	18.279	96.558	89.716
2	13:30:53.737	1:02.846	20.350	24.287	18.209	97.967	90.198
3	13:31:55.994	1:02.257	20.254	23.846	18.157	97.824	90.320
4	13:32:58.065	1:02.071	20.124	23.816	18.131	98.111	90.198
5	13:34:00.180	1:02.115	20.151	23.858	18.106	98.111	91.055
6	13:35:02.405	1:02.225	20.216	23.841	18.168	97.967	90.809
7	13:36:04.272	1:01.867	20.043	23.767	18.057	98.254	90.564
8	13:37:05.992	1:01.720	19.948	23.726	18.046	98.111	90.932
9	13:38:08.236	1:02.244	20.165	24.008	18.071	98.543	90.564
10	13:39:10.350	1:02.114	20.212	23.890	18.012	97.967	91.179

(88) Sebastian MELROSE							
1	13:29:53.326			24.685	18.629	97.540	89.002
2	13:30:57.315	1:03.989	20.768	24.713	18.508	98.254	90.442
3	13:32:00.780	1:03.465	20.778	24.392	18.295	98.254	90.686
4	13:33:03.961	1:03.181	20.678	24.121	18.382	98.688	91.055
5	13:34:07.501	1:03.540	20.914	24.349	18.277	98.688	91.552
6	13:35:11.480	1:03.979	20.398	25.274	18.307	98.254	90.442
7	13:36:14.435	1:02.955	20.541	24.203	18.211	98.543	90.686
8	13:37:17.450	1:03.015	20.619	24.065	18.331	98.398	90.809
9	13:38:20.892	1:03.442	20.987	24.169	18.286	97.824	90.686
10	13:39:23.957	1:03.065	20.593	24.264	18.208	98.543	90.809

(70) Gary SYKES							
1	13:29:55.209			24.855	18.895	96.143	88.532
2	13:31:00.214	1:05.005	21.140	25.326	18.539	94.651	89.836
3	13:32:04.748	1:04.534	21.015	24.683	18.836	96.281	88.183
4	13:33:09.518	1:04.770	21.589	24.778	18.403	96.281	89.716
5	13:34:13.080	1:03.562	20.568	24.348	18.646	97.682	89.836
6	13:35:16.116	1:03.036	20.401	24.075	18.560	97.824	88.884
7	13:36:19.691	1:03.575	20.762	24.206	18.607	97.682	88.884
8	13:37:22.909	1:03.218	20.410	24.476	18.332	97.540	90.077
9	13:38:26.393	1:03.484	20.387	24.590	18.507	97.399	90.320
10	13:39:29.566	1:03.173	20.310	24.476	18.387	97.117	89.836

(18) Michael MacPHERSON							
1	13:29:55.963			25.136	19.039	96.143	88.767
2	13:31:00.729	1:04.766	21.249	24.737	18.780	96.558	90.077
3	13:32:05.091	1:04.362	21.223	24.487	18.652	98.833	92.054
4	13:33:09.919	1:04.828	21.428	24.710	18.690	95.459	90.198
5	13:34:13.238	1:03.319	20.784	24.186	18.349	99.714	91.552
6	13:35:22.367	1:09.129	20.727	29.674	18.728	97.967	89.836
7	13:36:26.204	1:03.837	20.991	24.606	18.240	97.967	90.809
8	13:37:29.900	1:03.696	20.859	24.383	18.454	98.543	90.809
9	13:38:33.255	1:03.355	20.721	24.265	18.369	98.254	90.077
10	13:39:36.861	1:03.606	20.791	24.487	18.328	98.254	90.809

(29) Ross HOWE							
1	13:29:57.742			25.704	19.166	96.558	90.442
2	13:31:03.255	1:05.513	21.531	25.360	18.622	97.257	90.686
3	13:32:08.428	1:05.173	21.156	25.238	18.779	96.419	90.809
4	13:33:13.133	1:04.705	20.855	25.101	18.749	97.540	90.564
5	13:34:17.543	1:04.410	20.711	24.944	18.755	97.540	91.303
6	13:35:21.795	1:04.252	20.827	24.829	18.596	97.257	90.442
7	13:36:28.515	1:06.720	20.773	27.365	18.582	97.117	91.928
8	13:37:33.660	1:05.145	20.805	25.482	18.858	96.558	90.320
9	13:38:37.933	1:04.273	20.781	24.981	18.511	97.399	91.179
10	13:39:42.435	1:04.502	20.906	25.061	18.535	97.399	91.552

(77) Fraser GRAY							
1	13:29:59.396			25.972	19.745	88.183	89.239
2	13:31:05.457	1:06.061	21.877	25.025	19.159	96.419	89.596
3	13:32:11.548	1:06.091	22.088	24.984	19.019	96.976	89.477
4	13:33:17.351	1:05.803	21.583	25.245	18.975	96.976	89.358
5	13:34:22.950	1:05.599	21.707	25.028	18.864	96.419	89.358
6	13:35:28.937	1:05.987	21.610	25.150	19.227	96.143	89.477
7	13:36:34.738	1:05.801	22.039	24.988	18.774	96.697	89.596
8	13:37:40.102	1:05.364	21.616	25.021	18.727	96.836	90.077
9	13:38:46.005	1:05.903	21.818	25.327	18.758	96.419	89.120
10	13:39:51.110	1:05.105	21.709	24.660	18.736	96.836	89.358

(9) Logan HANNAH							
-------------------------	--	--	--	--	--	--	--

Lap	Time of Day	Lap Tm	S1	S2	S3	S3Spd	SFSpd
1	13:30:00.757			25.859	20.373	93.335	86.035
2	13:31:08.713	1:07.956	21.655	26.315	19.986	96.281	87.266
3	13:32:14.948	1:06.235	21.350	25.306	19.579	96.281	87.494
4	13:33:21.115	1:06.167	21.339	25.201	19.627	96.976	87.380
5	13:34:26.755	1:05.640	21.289	25.042	19.309	96.836	87.952
6	13:35:31.871	1:05.116	21.277	24.612	19.227	98.111	88.068
7	13:36:36.780	1:04.909	21.251	24.588	19.070	96.558	87.608
8	13:37:43.044	1:06.264	21.165	25.967	19.132	96.836	88.299
9	13:38:48.419	1:05.375	21.074	24.942	19.359	96.419	88.068
10	13:39:52.885	1:04.466	21.070	24.398	18.998	97.967	87.608

(3) Neil BROOME							
1	13:29:54.730			24.746	18.800	96.558	89.358
2	13:31:00.327	1:05.597	21.291	25.778	18.528	96.419	91.303
3	13:32:04.864	1:04.537	21.221	24.687	18.629	99.272	91.552
4	13:33:08.640	1:03.776	21.201	24.041	18.534	98.111	90.932
5	13:34:11.436	1:02.796	20.485	23.894	18.417	98.688	90.564
6	13:35:15.297	1:03.861	20.529	24.786	18.546	97.824	90.564
7	13:36:18.342	1:03.045	20.574	23.961	18.510	98.543	89.836
8	13:37:21.520	1:03.178	20.592	24.147	18.439	98.833	91.427
9	13:38:24.295	1:02.775	20.690	23.713	18.372	99.125	91.303
10	13:39:27.328	1:03.033	20.728	24.160	18.145	98.254	92.181

(33) Jordan GRONKOWSKI							
1	13:29:51.864			24.332	18.326	96.143	87.952
2	13:30:54.861	1:02.997	20.508	24.205	18.284	97.399	88.767
3	13:31:57.681	1:02.820	20.379	24.090	18.351	96.697	89.477
4	13:33:00.058	1:02.377	20.086	23.940	18.351	98.111	88.532
5	13:34:02.207	1:02.149	20.288	23.835	18.026	98.398	90.320
6	13:35:03.986	1:01.779	20.067	23.712	18.000	98.833	90.442
7	13:36:05.825	1:01.839			18.012	98.398	90.442
8	13:37:07.378	1:01.553		23.635	17.955	98.254	90.198
9	13:38:09.321	1:01.943	20.290	23.710	17.943	98.688	90.564

(92) Matthew CHISHOLM							
1	13:29:57.400			25.627	19.349	94.120	88.649
2	13:31:01.940	1:04.540	21.157	24.661	18.722	94.919	89.477
3	13:32:06.801	1:04.861	21.336	24.847	18.678	95.323	90.077
4	13:33:11.099	1:04.298	20.867	24.924	18.507	96.143	89.716
5	13:34:14.757	1:03.658	20.560	24.437	18.661	97.399	90.442
6	13:35:34.605	1:19.848	20.336	29.663	29.849	66.509	28.678

Clerk of the Course.

 Sig : _____ Time : _____
 Chief Timekeeper : Ian Sharp (SMART Timing)

 Results available at www.smart-timing.co.uk and www.speedhive.com

Printed: 07/10/2018 13:47:06

Orbits



SMRC Season Finale

Lapchart

Scottish Formula Ford 1600 Championship

Knockhill 1.267 miles

Race 6 - 1st Race

07/10/2018 13:30

Race (12 Laps) started at 13:28:45

Competitors	Laps									
	1	2	3	4	5	6	7	8	9	10
Ross MARTIN (1)	1	1	1	1	1	1	1	1	1	1
Jordan GRONKOWSKI (33)	2	33	33	33	33	33	33	33	33	88
Sebastian MELROSE (88)	3	88	88	88	88	88	88	88	88	3
Neil BROOME (3)	4	3	70	70	3	3	3	3	3	70
Gary SYKES (70)	5	70	3	3	70	70	70	70	70	18
Michael MacPHERSON (18)	6	18	18	18	18	18	29	18	18	29
Matthew CHISHOLM (92)	7	92	92	92	92	18	29	29	29	77
Ross HOWE (29)	8	29	29	29	29	77	77	77	77	9
Fraser GRAY (77)	9	77	77	77	77	9	9	9	9	
Logan HANNAH (9)	10	9	9	9	9	9	92			

Margin of Victory	Avg. Speed	Best Lap Tm	Best Speed	Best Lap by
13.607	72.933	1:01.553	74.096	33 - Jordan GRONKOWSKI

Clerk of the Course.

Orbits

Sig : Time :
 Chief Timekeeper : Ian Sharp (SMART Timing)

Results available at www.smart-timing.co.uk and www.speedhive.com

Printed: 07/10/2018 13:47:44



SMRC Season Finale


Scottish Formula Ford 1600 Championship

Knockhill 1.267 miles

Race 14 - 2nd Race

07/10/2018 16:50

Race (12 Laps)



POLE POSITION

2	88 Sebastian MELROSE
4	18 Michael MacPHERSON
6	77 Fraser GRAY
8	3 Neil BROOME
10	92 Matthew CHISHOLM

1	1 Ross MARTIN
3	70 Gary SYKES
5	29 Ross HOWE
7	9 Logan HANNAH
9	33 Jordan GRONKOWSKI

1
2
3
4
5

Clerk of the Course.

Orbits

Sig : Time :
Chief Timekeeper : Ian Sharp (SMART Timing)
Results available at www.smart-timing.co.uk and www.speedhive.com





Race Results



Bulletin No. _____

SMRC Season Finale

Sorted on Laps

Scottish Legends Championship

Knockhill 1.267 miles

Race 7 - Heat 2

07/10/2018 13:55

Race (8 Laps) started at 13:50:03

Pos	No.	Name	Make/Model	CC	Class Code	Laps	Total Tm	Diff	Best Tm	In Lap	2nd Best
1	60	David NEWALL	Ford Coupe	1250	L	8	8:41.298		1:03.510	7	1:04.353
2	37	Ivor GREENWOOD	Ford Coupe	1250	L	8	8:45.077	3.779	1:04.475	4	1:04.514
3	7	Duncan VINCENT	Ford Coupe	1250	LT	8	8:45.174	3.876	1:04.377	4	1:04.815
4	6	David HUNTER	Ford Coupe	1250	L	8	8:45.902	4.604	1:03.927	5	1:04.653
5	22	Ben MASON	Chevy Sedan	1250	L	8	8:46.668	5.370	1:04.434	5	1:04.759
6	8	Jordan HODGSON	Ford Coupe	1250	L	8	8:50.718	9.420	1:04.538	5	1:04.803
7	85	Mark BEATY	Ford Coupe	1250	L	8	8:52.728	11.430	1:04.657	5	1:05.194
8	71	Ryan McLEISH	Ford Coupe	1250	L	8	9:00.883	19.585	1:04.516	4	1:04.743
9	86	Jon CRITCHLOW	Chevy Sedan	1250	LR	8	9:14.095	32.797	1:06.942	8	1:07.206
10	33	Kieran BEATY	Ford Coupe	1250	L	8	9:15.649	34.351	1:07.708	8	1:07.997
11	5	Michael PAXTON	Ford Coupe	1250	L	8	9:15.867	34.569	1:07.834	8	1:07.970
12	69	Gerard McCOSH	Ford Coupe	1250	L	8	9:19.177	37.879	1:06.489	7	1:06.526
13	2	Robert WOODSIDE	Ford Coupe	1250	L	8	9:26.324	45.026	1:08.560	6	1:09.111
14	16	John BUSHBY	Ford Coupe	1250	L	8	9:40.395	59.097	1:08.685	5	1:08.791
15	30	Mark FRENCH	Ford Coupe	1250	LR	8	9:48.116	1:06.818	1:08.862	5	1:08.905
Not classified											
DNF	15	Steven McGILL	Ford Coupe	1250	L	3	4:17.403	DNF	1:05.399	2	1:10.756

Margin of Victory	Avg. Speed	Best Lap Tm	Best Speed	Best Lap by
3.779	69.992	1:03.510	71.813	60 - David NEWALL

Clerk of the Course.

Orbits

Sig : Time :
Chief Timekeeper : Ian Sharp (SMART Timing)

Results available at www.smart-timing.co.uk and www.speedhive.com

Printed: 07/10/2018 14:04:55





SMRC Season Finale

Scottish Legends Championship

Knockhill 1.267 miles

Race 7 - Heat 2

07/10/2018 13:55

Race (8 Laps) started at 13:50:03

Lap	Time of Day	Lap Tm	S1	S2	S3	S3Spd	SFSpd	Lap	Time of Day	Lap Tm	S1	S2	S3	S3Spd	SFSpd
(60) David NEWALL															
1	13:51:14.252	1:08.704	24.743	24.971	18.990	93.465	90.932	3	13:53:21.973	1:04.987	20.949	24.998	19.040	92.690	86.702
2	13:52:18.936	1:04.684	20.806	24.716	19.162	96.836	89.836	4	13:54:26.489	1:04.516	20.773	24.874	18.869	91.677	86.479
3	13:53:23.392	1:04.456	21.006	24.673	18.777	95.053	90.564	5	13:55:31.232	1:04.743	20.938	24.700	19.105	92.054	86.368
4	13:54:27.833	1:04.441	20.826	24.892	18.723	96.697	90.320	6	13:56:50.831	1:19.599	32.079	28.180	19.340	90.442	83.780
5	13:55:32.186	1:04.353	20.727	24.575	19.051	97.824	87.153	7	13:57:57.805	1:06.974	21.511	25.802	19.661	91.179	84.625
6	13:56:37.004	1:04.818	21.804	24.545	18.469	94.919	88.299	8	13:59:04.676	1:06.871	21.628	25.657	19.586	90.809	84.625
7	13:57:40.514	1:03.510	20.290	24.364	18.856	95.053	88.183	(86) Jon CRITCHLOW							
8	13:58:45.091	1:04.577	20.615	24.641	19.321	94.785	82.240	1	13:51:23.461	1:16.713	28.546	27.570	20.597	90.320	85.925
(37) Ivor GREENWOOD															
1	13:51:12.700	1:07.939	24.399	24.663	18.877	94.385	89.239	2	13:52:32.563	1:09.102	22.503	26.316	20.283	91.802	87.153
2	13:52:17.966	1:05.266	20.906	25.347	19.013	94.785	88.767	3	13:53:41.020	1:08.457	22.594	26.142	19.721	91.552	85.270
3	13:53:22.480	1:04.514	21.165	24.487	18.862	96.005	90.077	4	13:54:48.226	1:07.206	21.936	25.871	19.399	92.181	86.814
4	13:54:26.955	1:04.475	20.960	24.729	18.786	94.919	89.716	5	13:55:56.126	1:07.900	21.878	25.972	20.050	93.076	86.368
5	13:55:31.514	1:04.559	20.908	24.870	18.781	94.919	89.477	6	13:57:03.666	1:07.540	21.879	26.185	19.476	93.205	86.035
6	13:56:38.279	1:06.765	22.744	25.123	18.898	95.459	88.416	7	13:58:10.946	1:07.280	21.876	25.845	19.559	90.686	85.596
7	13:57:43.761	1:05.482	21.209	25.569	18.704	94.385	90.320	8	13:59:17.888	1:06.942	21.532	25.922	19.488	90.442	83.989
8	13:58:48.870	1:05.109	21.061	25.208	18.840	94.919	89.957	(33) Kieran BEATY							
(7) Duncan VINCENT															
1	13:51:13.358	1:08.658	24.827	24.672	19.159	95.459	89.002	1	13:51:20.810	1:15.461	28.486	26.625	20.350	92.181	86.257
2	13:52:18.173	1:04.815	21.194	24.868	18.753	93.857	90.686	2	13:52:30.622	1:09.812	22.065	27.336	20.411	93.988	85.815
3	13:53:23.200	1:05.027	21.170	24.933	18.924	94.919	89.002	3	13:53:39.379	1:08.757	22.000	26.348	20.409	89.716	87.153
4	13:54:27.577	1:04.377	20.984	24.576	18.817	95.459	89.957	4	13:54:47.388	1:08.009	21.830	25.948	20.231	93.857	86.368
5	13:55:33.444	1:05.867	20.730	24.531	20.606	96.419	88.299	5	13:55:55.431	1:08.043	21.774	26.172	20.097	91.802	86.479
6	13:56:39.026	1:05.582	21.734	24.877	18.971	97.257	87.722	6	13:57:03.737	1:08.306	22.316	26.227	19.763	93.726	85.487
7	13:57:44.052	1:05.026	21.066	25.217	18.743	94.518	90.564	7	13:58:11.734	1:07.997	22.048	26.281	19.668	92.308	86.814
8	13:58:48.967	1:04.915	20.952	25.179	18.784	95.731	90.320	8	13:59:19.442	1:07.708	21.398	26.232	20.078	91.552	86.368
(6) David HUNTER															
1	13:51:13.961	1:08.612	24.804	25.041	18.767	95.459	89.957	(5) Michael PAXTON							
2	13:52:18.614	1:04.653	20.883	24.666	19.104	95.731	90.320	1	13:51:21.565	1:14.979	27.385	27.075	20.519	93.726	86.035
3	13:53:23.743	1:05.129	21.030	24.932	19.167	95.868	90.564	2	13:52:29.819	1:08.254	21.969	26.580	19.705	93.988	85.596
4	13:54:28.539	1:04.796	21.030	24.857	18.909	96.976	90.077	3	13:53:38.891	1:09.072	21.930	27.254	19.888	91.552	85.054
5	13:55:32.466	1:03.927	20.547	24.726	18.654	96.281	91.055	4	13:54:47.714	1:08.823	21.709	26.477	20.637	93.988	87.608
6	13:56:39.017	1:06.551	22.084	25.316	19.151	95.053	89.596	5	13:55:55.684	1:07.970	22.022	26.048	19.900	93.857	87.952
7	13:57:44.772	1:05.755	20.843	26.153	18.759	94.651	90.564	6	13:57:03.700	1:08.016	21.900	26.182	19.934	91.427	89.002
8	13:58:49.695	1:04.923	20.772	25.281	18.870	95.595	88.299	7	13:58:11.826	1:08.126	21.664	26.614	19.848	92.308	87.380
(22) Ben MASON															
1	13:51:14.507	1:08.559	25.055	24.390	19.114	95.595	87.722	8	13:59:19.660	1:07.834	21.919	26.048	19.867	93.857	87.153
2	13:52:19.383	1:04.876	21.148	24.536	19.192	94.785	88.183	(69) Gerard McCOSH							
3	13:53:24.229	1:04.846	20.879	24.774	19.193	95.188	86.257	1	13:51:24.769	1:16.585	28.866	27.207	20.512	90.932	85.487
4	13:54:28.988	1:04.759	20.937	24.729	19.093	95.731	87.722	2	13:52:34.922	1:10.153	24.010	26.046	20.097	91.055	84.200
5	13:55:33.422	1:04.434	20.653	24.663	19.118	93.726	87.380	3	13:53:43.161	1:08.239	22.144	26.141	19.954	92.308	85.379
6	13:56:40.561	1:07.139	21.805	25.258	20.076	93.988	79.985	4	13:54:52.836	1:09.675	22.278	27.211	20.186	91.179	85.815
7	13:57:45.631	1:05.070	20.840	24.907	19.323	93.988	87.266	5	13:56:00.983	1:08.147	21.990	26.530	19.627	90.932	85.054
8	13:58:50.461	1:04.830	20.952	24.854	19.024	93.076	87.040	6	13:57:09.955	1:08.972	22.383	26.343	20.246	90.932	87.608
(8) Jordan HODGSON															
1	13:51:18.765	1:11.727	26.315	25.966	19.446	94.120	88.884	7	13:58:16.444	1:06.489	21.367	25.857	19.265	92.054	86.479
2	13:52:23.875	1:05.110	21.331	24.975	18.804	96.143	90.442	8	13:59:22.970	1:06.526	21.449	25.759	19.318	92.181	85.054
3	13:53:29.801	1:05.926	21.266	25.548	19.112	95.053	89.957	(2) Robert WOODSIDE							
4	13:54:34.795	1:04.994	21.255	24.920	18.819	95.731	90.077	1	13:51:24.173	1:16.210	27.782	27.982	20.446	90.442	86.035
5	13:55:39.333	1:04.538	21.024	24.709	18.805	96.281	90.686	2	13:52:33.622	1:09.449	23.233	26.297	19.919	91.179	85.706
6	13:56:44.526	1:05.193	21.005	25.095	19.093	94.651	89.596	3	13:53:42.733	1:09.111	22.133	26.747	20.231	91.179	84.625
7	13:57:49.329	1:04.803	20.889	24.948	18.966	94.518	89.120	4	13:54:53.069	1:10.336	22.288	27.531	20.517	89.239	84.306
8	13:58:54.511	1:05.182	20.970	25.349	18.863	94.919	88.767	5	13:56:02.387	1:09.318	22.506	26.680	20.132	90.809	84.412
(85) Mark BEATY															
1	13:51:17.663	1:11.966	27.291	25.392	19.283	91.677	86.702	6	13:57:10.947	1:08.560	21.674	26.638	20.248	91.427	84.625
2	13:52:23.404	1:05.741	21.504	25.239	18.998	92.690	86.927	7	13:58:20.357	1:09.410	22.047	26.693	20.670	89.239	82.139
3	13:53:29.257	1:05.853	21.431	25.112	19.310	92.435	87.153	8	13:59:30.117	1:09.760	22.210	27.332	20.218	89.596	82.951
4	13:54:34.451	1:05.194	21.306	24.867	19.021	92.947	87.040	(16) John BUSHBY							
5	13:55:39.108	1:04.657	21.000	24.663	18.994	93.205	86.814	1	13:51:23.148	1:15.661	27.076	28.058	20.527	87.380	85.706
6	13:56:45.141	1:06.033	21.593	25.117	19.323	94.252	87.722	2	13:52:32.354	1:09.206	22.539	26.522	20.145	92.181	85.054
7	13:57:51.036	1:05.895	21.243	25.316	19.336	92.181	86.814	3	13:53:42.259	1:09.905	22.413	27.250	20.242	88.416	85.270
8	13:58:56.521	1:05.485	20.991	25.398	19.096	93.076	85.925	4	13:54:52.233	1:09.974	22.357	27.547	20.070	90.564	84.625
(71) Ryan McLEISH															
1	13:51:12.101	1:07.823	23.852	24.976	18.995	92.690	84.412	5	13:56:00.918	1:08.685	22.272	26.711	19.702	90.198	84.625
2	13:52:16.986	1:04.885	21.163	24.701	19.021	92.690	85.706	6	13:57:09.709	1:08.791	22.112	26.658	20.021	89.002	86.479
(30) Mark FRENCH															
1	13:51:44.457	1:40.227	51.690	27.663	20.874	87.040	81.441	7	13:58:19.635	1:09.926	22.413	27.380	20.133	89.358	85.706
2	13:52:55.301	1:10.844	23.007	27.029	20.808	87.153	81.739	8	13:59:44.188	1:24.553	22.532	41.550	20.471	88.299	84.732
3	13:54:05.966	1:10.665	22.459	26.81											



SMRC Season Finale

Scottish Legends Championship

Knockhill 1.267 miles

Race 7 - Heat 2

07/10/2018 13:55

Race (8 Laps) started at 13:50:03

Lap	Time of Day	Lap Tm	S1	S2	S3	S3Spd	SFSpd	Lap	Time of Day	Lap Tm	S1	S2	S3	S3Spd	SFSpd
7	13:58:42.504	1:09.239	22.341	26.881	20.017	87.837	82.442								
8	13:59:51.909	1:09.405	22.436	26.852	20.117	86.927	81.540								
(15) Steven McGILL															
1	13:51:16.804	1:10.756	26.473	25.130	19.153	92.690	86.927								
2	13:52:22.203	1:05.399	21.268	24.912	19.219	93.465	86.814								
3	13:54:21.196	1:58.993	22.121	49.269	47.603	35.394	21.123								

Clerk of the Course.

Orbits

Sig : Time :
 Chief Timekeeper : Ian Sharp (SMART Timing)
 Results available at www.smart-timing.co.uk and www.speedhive.com



SMRC Season Finale

Lapchart

Scottish Legends Championship

Knockhill 1.267 miles

Race 7 - Heat 2

07/10/2018 13:55

Race (8 Laps) started at 13:50:03

Competitors	Laps									
	0	1	2	3	4	5	6	7	8	
Mark FRENCH (30)	1	30	71	71	71	71	71	60	60	60
Ryan McLEISH (71)	2	71	37	37	37	37	37	37	37	37
Duncan VINCENT (7)	3	7	7	7	7	7	60	6	7	7
Ivor GREENWOOD (37)	4	37	6	6	60	60	6	7	6	6
Kieran BEATY (33)	5	33	60	60	6	6	22	22	22	22
David HUNTER (6)	6	6	22	22	22	22	7	8	8	8
David NEWALL (60)	7	60	15	15	85	85	85	85	85	85
Mark BEATY (85)	8	85	85	85	8	8	8	71	71	71
Ben MASON (22)	9	22	8	8	5	33	33	86	86	86
Steven McGILL (15)	10	15	33	5	33	5	5	5	33	33
Michael PAXTON (5)	11	5	5	33	86	86	86	33	5	5
Jon CRITCHLOW (86)	12	86	16	16	16	16	16	16	69	69
Jordan HODGSON (8)	13	8	86	86	2	69	69	69	16	2
John BUSHBY (16)	14	16	2	2	69	2	2	2	2	16
Robert WOODSIDE (2)	15	2	69	69	30	30	30	30	30	30
Gerard McCOSH (69)	16	69	30	30	15					

Margin of Victory	Avg. Speed	Best Lap Tm	Best Speed	Best Lap by
3.779	69.992	1:03.510	71.813	60 - David NEWALL

Clerk of the Course.

Orbits

Sig : Time :
 Chief Timekeeper : Ian Sharp (SMART Timing)
 Results available at www.smart-timing.co.uk and www.speedhive.com



SMRC Season Finale
Sorted on Laps

Celtic Speed Mini Cooper Cup

Knockhill 1.267 miles

Race 8 - 2nd Race

07/10/2018 14:20

Race (9 Laps) started at 14:10:27

Pos	No.	Name	Make/Model	CC	Class Code	Laps	Total Tm	Diff	Best Tm	In Lap	2nd Best
1	91	Robbie DALGLEISH	Mini Cooper	1600	SM	9	10:31.521		1:08.386	6	1:08.391
2	8	Hannah CHAPMAN	Mini Cooper	1600	SM L	9	10:37.843	6.322	1:08.840	8	1:08.951
3	4	Dominic WHEATLEY	Mini Cooper	1600	SM	9	10:40.168	8.647	1:09.255	8	1:09.392
4	24	John DUNCAN	Mini Cooper	1600	SM	9	10:48.103	16.582	1:10.471	8	1:10.544
5	7	Michael WEDDELL	Mini Cooper	1600	SMN	9	10:51.117	19.596	1:10.249	7	1:10.442
6	81	Douglas SIMPSON	Mini Cooper	1600	SM	9	10:51.770	20.249	1:09.917	7	1:10.550
7	5	David SLEIGH	Mini Cooper	1600	SM	9	10:54.690	23.169	1:09.084	9	1:10.438
8	1	Mark GERAGHTY	Mini Cooper	1600	Guest	9	10:56.874	25.353	1:10.487	6	1:10.860
9	23	Ian MUNRO	Mini Cooper	1600	SM	9	11:03.316	31.795	1:10.386	8	1:11.001
10	6	Josh HISLOP	Mini Cooper	1600	Guest	9	11:05.346	33.825	1:11.579	6	1:11.860
11	95	Craig BLAKE	Mini Cooper	1600	SMN	9	11:07.385	35.864	1:10.978	7	1:11.438
12	77	Ashleigh MORRIS	Mini Cooper	1600	SM L	9	11:08.848	37.327	1:11.849	5	1:12.318
13	11	Richard SUTHERLAND	Mini Cooper	1600	Guest	9	11:08.909	37.388	1:11.123	8	1:11.562
14	16	Craig DILLON	Mini Cooper	1600	SMN	9	11:09.912	38.391	1:11.003	8	1:11.891
15	85	Gary CLARK	Mini Cooper	1600	Guest	9	11:15.544	44.023	1:11.619	9	1:12.175
16	88	Barry HOLMES	Mini Cooper	1600	Guest	9	11:16.552	45.031	1:11.394	9	1:12.742
17	55	Fiona KINDNESS	Mini Cooper	1600	SM L	9	11:18.302	46.781	1:12.530	9	1:12.685
18	52	Simon HOLDERNESS	Mini Cooper	1600	SM	9	11:21.881	50.360	1:12.008	9	1:12.223
19	21	Ross WILKINSON	Mini Cooper	1600	SMN	9	11:24.055	52.534	1:10.872	6	1:11.080
20	26	Colin BLAKE	Mini Cooper	1600	Guest	9	11:28.223	56.702	1:13.139	9	1:13.386

Margin of Victory	Avg. Speed	Best Lap Tm	Best Speed	Best Lap by
6.322	64.998	1:08.386	66.693	91 - Robbie DALGLEISH

Clerk of the Course.

Orbits

 Sig : Time :
 Chief Timekeeper : Ian Sharp (SMART Timing)

 Results available at www.smart-timing.co.uk and www.speedhive.com


SMRC Season Finale

Celtic Speed Mini Cooper Cup

Knockhill 1.267 miles

Race 8 - 2nd Race

07/10/2018 14:20

Race (9 Laps) started at 14:10:27

Lap	Time of Day	Lap Tm	S1	S2	S3	S3Spd	SFSpd	Lap	Time of Day	Lap Tm	S1	S2	S3	S3Spd	SFSpd
(91) Robbie DALGLEISH															
1	14:11:44.495			27.904	20.739	79.985	74.399	7	14:19:00.574	1:11.561	23.246	27.422	20.893	79.985	74.316
2	14:12:54.113	1:09.618	22.332	26.581	20.705	80.081	74.316	8	14:20:12.654	1:12.080	23.573	27.280	21.227	80.272	73.745
3	14:14:02.913	1:08.800	22.479	25.938	20.383	81.639	74.897	9	14:21:21.738	1:09.084	22.605	26.209	20.270	80.755	73.826
4	14:15:11.304	1:08.391	22.322	25.688	20.381	81.343	75.064	(1) Mark GERAGHTY							
5	14:16:19.737	1:08.433	22.280	25.777	20.376	81.441	75.742	1	14:11:46.223			29.252	22.190	77.313	72.236
6	14:17:28.123	1:08.386	22.354	25.657	20.375	81.343	75.742	2	14:12:59.040	1:12.817	23.605	27.460	21.752	79.795	73.664
7	14:18:36.813	1:08.690	22.416	25.839	20.435	81.540	75.317	3	14:14:12.261	1:13.221	23.574	27.160	22.487	80.658	70.050
8	14:19:45.734	1:08.921	22.392	25.867	20.662	81.244	74.981	4	14:15:24.534	1:12.273	23.296	27.896	21.081	78.397	73.907
9	14:20:58.569	1:12.835	23.146	26.318	23.371	81.244	45.039	5	14:16:38.342	1:13.808	24.685	28.175	20.948	79.323	73.502
(8) Hannah CHAPMAN															
1	14:11:47.775			28.351	21.250	78.950	74.399	6	14:17:48.829	1:10.487	22.936	26.543	21.008	80.465	74.730
2	14:12:58.317	1:10.542	23.410	26.458	20.674	82.240	74.316	7	14:19:00.861	1:12.032	23.312	27.875	20.845	80.465	74.730
3	14:14:08.839	1:10.522	23.406	26.575	20.541	82.039	73.989	8	14:20:13.062	1:12.201	23.063	27.800	21.338	80.755	73.182
4	14:15:18.727	1:09.888	22.948	26.544	20.396	81.441	75.064	9	14:21:23.922	1:10.860	22.988	26.794	21.078	80.755	68.547
5	14:16:28.294	1:09.567	22.841	26.204	20.522	82.139	74.813	(23) Ian MUNRO							
6	14:17:37.245	1:08.951	22.649	25.993	20.309	81.639	75.317	1	14:11:50.447			29.105	21.745	79.323	73.664
7	14:18:46.287	1:09.042	22.568	26.054	20.420	81.739	74.981	2	14:13:05.005	1:14.558	24.590	28.369	21.599	79.230	72.706
8	14:19:55.127	1:08.840	22.735	25.734	20.371	82.139	74.730	3	14:14:17.341	1:12.336	23.433	27.616	21.287	79.043	74.070
9	14:21:04.891	1:09.764	22.977	26.361	20.426	81.839	75.148	4	14:15:33.002	1:15.661	23.331	31.044	21.286	78.580	74.399
(4) Dominic WHEATLEY															
1	14:11:43.452			27.258	21.361	78.397	73.182	5	14:16:46.613	1:13.611			21.190	80.368	74.399
2	14:12:55.079	1:11.627	22.825	27.218	21.584	78.857	72.864	6	14:17:57.742	1:11.129			27.001	21.138	79.511
3	14:14:04.867	1:09.788	22.754	26.286	20.748	81.048	72.864	7	14:19:08.977	1:11.235	23.033	26.587	21.615	80.755	73.907
4	14:15:17.997	1:13.130			20.794	80.368	73.342	8	14:20:19.363	1:10.386	23.210	26.362	20.814	80.561	74.152
5	14:16:28.943	1:10.946			21.864	80.561	73.182	9	14:21:30.364	1:11.001	22.835	27.205	20.961	79.890	74.152
6	14:17:38.335	1:09.392			20.421	81.048	74.481	(6) Josh HISLOP							
7	14:18:48.293	1:09.958			20.553	80.465	74.070	1	14:11:48.889			28.055	21.873	78.397	72.943
8	14:19:57.548	1:09.255			20.414	80.561	73.502	2	14:13:02.412	1:13.523	24.735	27.476	21.312	78.488	73.022
9	14:21:07.216	1:09.668			20.595	80.658	73.745	3	14:14:14.272	1:11.860	23.529	27.062	21.269	79.795	73.502
(24) John DUNCAN															
1	14:11:45.244			28.019	21.515	77.135	72.470	4	14:15:27.541	1:13.269	24.110	27.892	21.267	79.511	73.583
2	14:12:57.310	1:12.066	23.565	27.239	21.262	79.323	71.927	5	14:16:39.551	1:12.010	23.292	27.482	21.236	78.950	74.316
3	14:14:07.854	1:10.544	23.209	26.565	20.770	80.081	72.706	6	14:17:51.130	1:11.579	23.207	27.081	21.291	80.368	74.399
4	14:15:19.379	1:11.525	23.361	26.956	21.208	79.795	73.502	7	14:19:03.321	1:12.191	23.178	27.618	21.395	79.417	73.664
5	14:16:31.514	1:12.135	23.855	27.023	21.257	79.606	73.745	8	14:20:15.235	1:11.914	23.366	27.156	21.392	79.417	73.907
6	14:17:42.974	1:11.460	23.378	27.277	20.805	79.043	73.907	9	14:21:32.394	1:17.159			21.459	78.857	73.664
7	14:18:53.689	1:10.715	23.333	26.665	20.717	80.176	73.907	(95) Craig BLAKE							
8	14:20:04.160	1:10.471	23.071	26.775	20.625	80.368	73.745	1	14:11:51.901			28.419	22.089	78.397	71.850
9	14:21:15.151	1:10.991	22.991	27.042	20.958	79.511	72.785	2	14:13:07.112	1:15.211	24.476	29.480	21.255	77.047	72.081
(7) Michael WEDDELL															
1	14:11:46.044			28.243	22.049	79.985	71.696	3	14:14:18.550	1:11.438	23.666	26.795	20.977	79.700	72.785
2	14:12:57.545	1:11.501	23.312	26.897	21.292	80.950	73.907	4	14:15:32.961	1:14.411	23.433	29.744	21.234	76.870	71.696
3	14:14:09.282	1:11.737	23.608	26.838	21.291	81.343	74.152	5	14:16:45.872	1:12.911	23.915	28.078	20.918	79.700	73.745
4	14:15:23.577	1:14.295	24.265	28.822	21.208	79.606	72.943	6	14:17:58.554	1:12.682	23.059	28.215	21.408	76.694	72.706
5	14:16:35.118	1:11.541	23.351	27.290	20.900	79.700	73.342	7	14:19:09.532	1:10.978	22.950	26.783	21.245	79.890	73.583
6	14:17:45.560	1:10.442	22.880	26.615	20.947	81.839	72.943	8	14:20:22.170	1:12.638	23.506	27.769	21.363	79.230	72.706
7	14:18:55.809	1:10.249	22.874	26.394	20.981	81.146	73.182	9	14:21:34.433	1:12.263	23.292	28.104	20.867	77.402	72.627
8	14:20:06.846	1:11.037	23.132	26.648	21.257	79.323	73.182	(77) Ashleigh MORRIS							
9	14:21:18.165	1:11.319	23.398	26.974	20.947	80.465	72.470	1	14:11:48.524			28.776	21.797	77.047	73.502
(81) Douglas SIMPSON															
1	14:11:47.792			28.201	22.275	78.580	71.467	2	14:13:04.067	1:15.543	25.114	29.108	21.321	77.581	73.262
2	14:12:59.784	1:11.992	23.892	26.468	21.632	81.244	73.102	3	14:14:17.973	1:13.906	23.779	28.661	21.466	78.397	74.234
3	14:14:11.989	1:12.205	23.480	27.270	21.455	79.606	73.342	4	14:15:32.088	1:14.115	23.704	28.984	21.427	78.488	73.422
4	14:15:24.841	1:12.852	23.456	28.169	21.227	78.123	74.564	5	14:16:43.937	1:11.849	23.508	27.041	21.300	79.795	73.989
5	14:16:35.852	1:11.011	23.340	26.561	21.110	80.081	73.664	6	14:17:56.255	1:12.318	23.617	27.225	21.476	79.795	74.234
6	14:17:46.402	1:10.550	23.034	26.493	21.023	81.639	73.745	7	14:19:08.880	1:12.625	23.730	27.206	21.689	79.700	73.102
7	14:18:56.319	1:09.917	22.918	26.077	20.922	81.343	74.234	8	14:20:22.061	1:13.181	23.927	27.507	21.747	79.606	72.314
8	14:20:07.068	1:10.749	22.969	26.360	21.420	81.244	74.481	9	14:21:35.896	1:13.835	24.484	27.929	21.422	79.890	71.773
9	14:21:18.818	1:11.750	23.529	27.200	21.021	79.985	73.262	(11) Richard SUTHERLAND							
(5) David SLEIGH															
1	14:11:46.527			22.066	78.765	72.864		1	14:11:49.129			28.322	22.189	76.870	72.236
2	14:12:59.176	1:12.649	23.620	27.191	21.838	79.043	73.745	2	14:13:09.130	1:20.001	24.740	33.467	21.794	70.123	71.773
3	14:14:11.117	1:11.941	23.563	27.329	21.049	80.950	73.022	3	14:14:22.290	1:13.160	23.359	28.330	21.471	76.782	71.927
4	14:15:23.922	1:12.805	23.267	28.559	20.979	78.950	74.316	4	14:15:34.799	1:12.509	22.988	27.959	21.562	77.581	72.943
5	14:16:38.575	1:14.653	23.212	30.199	21.242	71.850	74.730	5	14:16:48.674	1:13.875	23.155	29.359	21.361	76.870	73.907
6	14:17:49.013	1:10.438	22.979	26.582	20.877	80.853	73.826	6	14:18:00.236	1:11.562	23.086	27.574	20.902	79.323	

SMRC Season Finale

Celtic Speed Mini Cooper Cup

Knockhill 1.267 miles

Race 8 - 2nd Race

07/10/2018 14:20

Race (9 Laps) started at 14:10:27

Lap	Time of Day	Lap Tm	S1	S2	S3	S3Spd	SFSpd	Lap	Time of Day	Lap Tm	S1	S2	S3	S3Spd	SFSpd
4	14:15:33.867	1:13.950	23.661	28.697	21.592	80.272	72.627								
5	14:16:47.854	1:13.987	23.810	28.919	21.258	79.417	73.989								
6	14:17:59.780	1:11.926	23.135	27.678	21.113	78.123	74.730								
7	14:19:11.671	1:11.891	23.164	26.687	22.040	80.950	73.583								
8	14:20:22.674	1:11.003	22.948	26.659	21.396	81.048	73.826								
9	14:21:36.960	1:14.286	25.803	27.327	21.156	80.176	73.745								

(85) Gary CLARK

1	14:11:50.894			28.569	22.481	77.047	71.164
2	14:13:06.268	1:15.374	24.649	29.058	21.667	76.958	71.239
3	14:14:22.485	1:16.217	25.042	29.505	21.670	77.491	72.392
4	14:15:39.150	1:16.665			21.732	76.086	71.239
5	14:16:51.802	1:12.652		27.779	21.313	78.214	71.927
6	14:18:04.028	1:12.226	23.368	26.797	22.061	78.857	71.315
7	14:19:18.798	1:14.770	24.655	28.807	21.308	78.672	71.620
8	14:20:30.973	1:12.175	23.353	27.137	21.685	77.671	71.239
9	14:21:42.592	1:11.619	23.252	27.091	21.276	78.214	71.013

(88) Barry HOLMES

1	14:11:54.524			29.849	22.060	77.851	72.627
2	14:13:10.302	1:15.778	24.733	28.808	22.237	79.700	73.422
3	14:14:24.828	1:14.526	24.592	28.473	21.461	79.795	74.070
4	14:15:39.715	1:14.887	24.110	28.689	22.088	79.043	74.152
5	14:16:53.270	1:13.555	24.514	27.827	21.214	80.465	73.262
6	14:18:06.012	1:12.742	24.008	27.729	21.005	80.176	74.897
7	14:19:19.284	1:13.272	24.096	27.987	21.189	80.561	74.981
8	14:20:32.206	1:12.922	24.156	27.473	21.293	80.658	73.342
9	14:21:43.600	1:11.394	23.546	26.927	20.921	81.343	73.342

(55) Fiona KINDNESS

1	14:12:00.941			27.920	21.881	78.123	73.583
2	14:13:14.237	1:13.296	24.280	27.527	21.489	79.606	74.152
3	14:14:28.330	1:14.093	24.367	28.010	21.716	79.230	73.907
4	14:15:41.159	1:12.829	23.784	27.632	21.413	80.272	74.234
5	14:16:54.372	1:13.213	24.097	27.596	21.520	80.368	75.317
6	14:18:07.121	1:12.749	24.131	27.255	21.363	80.950	74.564
7	14:19:20.135	1:13.014	24.097	27.494	21.423	81.244	74.564
8	14:20:32.820	1:12.685	24.177	27.031	21.477	81.244	74.234
9	14:21:45.350	1:12.530	24.175	26.754	21.601	81.540	72.627

(52) Simon HOLDERNESS

1	14:11:49.926			28.220	22.420	76.432	73.664
2	14:13:07.835	1:17.909	24.988	31.187	21.734	75.914	73.583
3	14:14:20.936	1:13.101	23.811	27.735	21.555	79.136	73.342
4	14:15:35.266	1:14.330	23.737	28.946	21.647	76.000	73.989
5	14:16:49.093	1:13.827	23.769	28.546	21.512	76.432	74.730
6	14:18:01.811	1:12.718	23.665	27.898	21.155	78.123	73.989
7	14:19:24.698	1:22.887	33.941	27.667	21.279	79.700	73.182
8	14:20:36.921	1:12.223	23.818	27.208	21.197	79.511	72.864
9	14:21:48.929	1:12.008	23.827	26.904	21.277	80.081	72.785

(21) Ross WILKINSON

1	14:11:49.497			28.273	21.717	79.136	73.907
2	14:13:03.443	1:13.946	24.953	28.062	20.931	78.580	72.785
3	14:14:14.721	1:11.278	23.085	27.236	20.957	79.985	73.342
4	14:15:33.877	1:19.156	23.574	34.223	21.359	79.136	72.706
5	14:16:48.424	1:14.547	23.210	30.210	21.127	77.851	73.583
6	14:17:59.296	1:10.872	22.786	27.502	20.584	78.032	73.907
7	14:19:12.398	1:13.102	22.710	27.078	23.314	80.176	71.850
8	14:20:23.478	1:11.080	23.189	26.591	21.300	80.465	72.236
9	14:21:51.103	1:27.625	39.323	27.430	20.872	79.230	73.502

(26) Colin BLAKE

1	14:11:56.811			30.341	22.731	74.316	71.543
2	14:13:12.860	1:16.049	25.211	28.724	22.114	76.432	71.620
3	14:14:29.332	1:16.472	25.149	28.447	22.876	76.086	72.470
4	14:15:45.168	1:15.836	25.033	29.038	21.765	77.851	72.627
5	14:17:00.529	1:15.361	24.988	28.789	21.584	77.135	72.706
6	14:18:14.909	1:14.380	24.356	28.464	21.560	79.043	72.392
7	14:19:28.746	1:13.837	24.330	27.809	21.698	77.224	72.549
8	14:20:42.132	1:13.386	24.225	27.647	21.514	77.761	72.470
9	14:21:55.271	1:13.139	24.119	27.687	21.333	77.851	72.627

Clerk of the Course.

 Sig : Time :
 Chief Timekeeper : Ian Sharp (SMART Timing)

 Results available at www.smart-timing.co.uk and www.speedhive.com

Printed: 07/10/2018 14:23:33

Orbits



SMRC Season Finale

Lapchart

Celtic Speed Mini Cooper Cup

Knockhill 1.267 miles

Race 8 - 2nd Race

07/10/2018 14:20

Race (9 Laps) started at 14:10:27

Competitors	Laps									
	1	2	3	4	5	6	7	8	9	
Dominic WHEATLEY (4)	1	4	91	91	91	91	91	91	91	91
Robbie DALGLEISH (91)	2	91	4	4	4	8	8	8	8	8
John DUNCAN (24)	3	24	24	24	8	4	4	4	4	4
Michael WEDDELL (7)	4	7	7	8	24	24	24	24	24	24
Mark GERAGHTY (1)	5	1	8	7	7	7	7	7	7	7
David SLEIGH (5)	6	5	1	5	5	81	81	81	81	81
Hannah CHAPMAN (8)	7	8	5	81	1	1	1	5	5	5
Douglas SIMPSON (81)	8	81	81	1	81	5	5	1	1	1
Ashleigh MORRIS (77)	9	77	6	6	6	6	6	6	6	23
Josh HISLOP (6)	10	6	21	21	77	77	77	77	23	6
Richard SUTHERLAND (11)	11	11	77	23	95	95	23	23	77	95
Ross WILKINSON (21)	12	21	23	77	23	23	95	95	95	77
Simon HOLDERNESS (52)	13	52	85	95	16	16	21	16	16	11
Ian MUNRO (23)	14	23	16	16	21	21	16	11	11	16
Gary CLARK (85)	15	85	95	52	11	11	11	21	21	85
Craig DILLON (16)	16	16	52	11	52	52	52	85	85	88
Craig BLAKE (95)	17	95	11	85	85	85	85	88	88	55
Barry HOLMES (88)	18	88	88	88	88	88	88	55	55	52
Colin BLAKE (26)	19	26	26	55	55	55	55	52	52	21
Fiona KINDNESS (55)	20	55	55	26	26	26	26	26	26	26

Margin of Victory	Avg. Speed	Best Lap Tm	Best Speed	Best Lap by
6.322	64.998	1:08.386	66.693	91 - Robbie DALGLEISH

Clerk of the Course.

Orbits

Sig : Time :
 Chief Timekeeper : Ian Sharp (SMART Timing)
 Results available at www.smart-timing.co.uk and www.speedhive.com



SMRC Season Finale

Celtic Speed Mini Cooper Cup

Knockhill 1.267 miles

Race 131- 3rd Race

07/10/2018 16:25

Race (9 Laps)



Top 5 reversed

POLE POSITION

2 24 John DUNCAN	1 7 Michael WEDDELL	1
4 8 Hannah CHAPMAN	3 4 Dominic WHEATLEY	2
6 81 Douglas SIMPSON	5 91 Robbie DALGLEISH	3
8 1 Mark GERAGHTY	7 5 David SLEIGH	4
10 6 Josh HISLOP	9 23 Ian MUNRO	5
12 77 Ashleigh MORRIS	11 95 Craig BLAKE	6
14 16 Craig DILLON	13 11 Richard SUTHERLAND	7
16 88 Barry HOLMES	15 85 Gary CLARK	8
18 52 Simon HOLDERNESS	17 55 Fiona KINDNESS	9
20 26 Colin BLAKE	19 21 Ross WILKINSON	10

Clerk of the Course.

Orbits

Sig : Time :

Chief Timekeeper : Ian Sharp (SMART Timing)

Results available at www.smart-timing.co.uk and www.speedhive.com

Printed: 07/10/2018 14:32:25





Race Results



Bulletin No. _____

SMRC Season Finale

Sorted on Laps

Scottish Classic Sports & Saloon Championship

Knockhill 1.267 miles

Race 9 - 2nd Race

07/10/2018 14:45

Race (12 Laps) started at 14:36:33

Pos	No.	Name	Make/Model	CC	Class Code	Laps	Total Tm	Diff	Best Tm	In Lap	2nd Best
1	63	John KINMOND	Rover 3500	3500	CE	12	13:02.633		1:04.393	12	1:04.422
2	49	Raymond BOYD	Porsche 911	2998	CE	12	13:03.142	0.509	1:03.447	9	1:04.068
3	57	Bruce MITCHELL	Lotus Europa TC	1760	CB	12	13:29.150	26.517	1:05.631	9	1:05.735
4	1	Alastair BAPTIE	Fiat X1/9	1498	CA	12	13:47.554	44.921	1:07.672	8	1:07.916
5	101	Stuart THORBURN	Ford Escort Mk1	1600	CB	11	13:11.466	1 Lap	1:10.047	9	1:10.157
6	5	Michael LONGSTAFFE	MG Midget	1380	CA	11	14:09.288	1 Lap	1:14.015	10	1:14.691
7	33	Martin RAMSAY	Ford Fiesta XR2	1600	XR	11	14:10.743	1 Lap	1:12.244	8	1:14.225
8	20	William CONWAY	Mini Clubman GT	1380	CA	11	14:10.891	1 Lap	1:12.934	5	1:13.336
9	66	Duncan O'NEILL	Ford Fiesta XR2	1600	XR	11	14:16.468	1 Lap	1:12.316	10	1:13.243

Not classified

DNF	27	Mario FERRARI	Alfa Sprint Trofeo	1498	CA	2	2:40.580	DNF	1:25.468	2	
DNF	77	Tommy GILMARTIN	Morgan +8	3900	CE	2	2:42.578	DNF	1:19.756	2	
DNF	64	Duncan FOX	Ford Fiesta XR2	1600	XR			DNF		0	
DNS	55	Tim REID	Lola Sports	1242	Guest			DNF		0	

Margin of Victory	Avg. Speed	Best Lap Tm	Best Speed	Best Lap by
0.509	69.931	1:03.447	71.884	49 - Raymond BOYD

Clerk of the Course.

Orbits

Sig : Time :
Chief Timekeeper : Ian Sharp (SMART Timing)

Results available at www.smart-timing.co.uk and www.speedhive.com

Printed: 07/10/2018 15:01:16





SMRC Season Finale

Scottish Classic Sports & Saloon Championship

Knockhill 1.267 miles

Race 9 - 2nd Race

07/10/2018 14:45

Race (12 Laps) started at 14:36:33

Lap	Time of Day	Lap Tm	S1	S2	S3	S3Spd	SFSpd	Lap	Time of Day	Lap Tm	S1	S2	S3	S3Spd	SFSpd	
(63) John KINMOND																
1	14:37:43.024			25.137	18.582	104.692	94.651	4	14:41:52.025	1:15.431	24.695	29.957	20.779	84.625	79.043	
2	14:38:48.116	1:05.092	21.359	25.113	18.620	103.561	95.731	5	14:43:06.716	1:14.691	24.530	29.304	20.857	86.702	77.313	
3	14:39:52.538	1:04.422	21.033	24.778	18.611	104.856	94.651	6	14:44:24.381	1:17.665	26.564	29.697	21.404	85.596	78.857	
4	14:40:57.506	1:04.968	20.939	24.853	19.176	105.515	93.857	7	14:45:40.605	1:16.224	24.544	30.496	21.184	84.732	78.214	
5	14:42:03.395	1:05.889	21.425	25.723	18.741	103.882	95.323	8	14:46:56.943	1:16.338	24.264	30.505	21.569	86.146	77.224	
6	14:43:08.713	1:05.318	21.466	25.045	18.807	103.721	95.459	9	14:48:13.052	1:16.109	24.973	29.838	21.298	85.270	78.857	
7	14:44:13.312	1:04.599	20.985	24.826	18.788	104.366	95.459	10	14:49:27.067	1:14.015	24.128	29.038	20.849	85.925	79.136	
8	14:45:17.941	1:04.629	21.486	24.637	18.506	102.611	94.651	11	14:50:43.100	1:16.033	25.286	29.585	21.162	86.035	77.581	
9	14:46:22.757	1:04.816	20.967	25.150	18.699	102.142	94.785	(33) Martin RAMSAY								
10	14:47:27.395	1:04.638	21.152	24.700	18.786	104.204	96.005	1	14:37:58.852			30.199	24.175	76.958	71.391	
11	14:48:32.052	1:04.657	20.950	25.138	18.569	101.832	95.595	2	14:39:21.202	1:22.350	27.759	29.851	24.740	73.745	70.270	
12	14:49:36.445	1:04.393	20.982	24.962	18.449	104.204	95.459	3	14:40:41.455	1:20.253	26.978	29.558	23.717	72.943	68.477	
(49) Raymond BOYD																
1	14:37:45.846			26.398	18.936	88.183	99.125	4	14:41:59.638	1:18.183	26.303	29.428	22.452	74.730	72.159	
2	14:38:51.422	1:05.576	21.697	25.219	18.660	104.204	104.366	5	14:43:18.393	1:18.755	28.571	28.323	21.861	78.580	72.004	
3	14:39:57.214	1:05.792	21.148	25.451	19.193	100.762	92.690	6	14:44:33.439	1:15.046	24.887	28.477	21.682	78.580	72.236	
4	14:41:01.585	1:04.371	21.168	25.145	18.058	104.366	102.926	7	14:45:48.105	1:14.666	24.363	28.697	21.606	78.950	73.102	
5	14:42:06.093	1:04.508	20.800	25.291	18.417	97.540	102.142	8	14:47:00.349	1:12.244	24.022	26.869	21.353	79.700	73.102	
6	14:43:11.017	1:04.924	21.709	25.243	17.972	104.856	103.882	9	14:48:14.578	1:14.229	23.849	28.408	21.972	78.214	73.102	
7	14:44:15.085	1:04.068	21.292	24.865	17.911	104.856	105.020	10	14:49:28.803	1:14.225	23.976	28.617	21.632	77.941	72.943	
8	14:45:19.844	1:04.759	21.063	25.692	18.004	105.184	103.242	11	14:50:44.555	1:15.752	25.075	29.019	21.658	78.214	72.943	
9	14:46:23.291	1:03.447	20.468	24.348	18.631	107.544	92.690	(20) William CONWAY								
10	14:47:27.822	1:04.531	21.810	24.629	18.092	107.372	100.914	1	14:38:01.685			29.377	26.784	79.511	74.234	
11	14:48:32.314	1:04.492	22.038	24.432	18.022	98.688	100.161	2	14:39:16.249	1:14.564	25.440	27.810	21.314	79.985	74.981	
12	14:49:36.954	1:04.640	21.934	24.808	17.898	106.859	104.204	3	14:40:30.666	1:14.417	24.721	27.978	21.718	80.658	76.172	
(57) Bruce MITCHELL																
1	14:37:49.995			27.236	20.434	84.095	85.162	4	14:41:44.273	1:13.607	24.453	28.041	21.113	80.561	77.224	
2	14:38:57.625	1:07.630	22.801	25.889	18.940	95.053	89.596	5	14:42:57.207	1:12.934	24.200	27.779	20.955	82.139	76.782	
3	14:40:03.360	1:05.735	22.010	24.718	19.007	97.540	92.435	6	14:44:10.567	1:13.360	24.449	27.946	20.965	81.639	77.761	
4	14:41:09.556	1:06.196	21.880	25.216	19.100	97.967	92.308	7	14:45:25.933	1:15.366	25.069	28.730	21.567	79.511	76.345	
5	14:42:15.572	1:06.016	21.828	25.377	18.811	98.398	90.320	8	14:46:39.315	1:13.382	24.206	27.817	21.359	82.039	78.580	
6	14:43:21.749	1:06.177	21.590	25.417	19.170	97.257	91.055	9	14:47:53.088	1:13.773	24.273	28.221	21.279	80.853	73.313	
7	14:44:28.507	1:06.758	22.168	25.842	18.748	96.976	89.716	10	14:49:06.424	1:13.336	24.428	27.854	21.054	81.048	77.581	
8	14:45:35.357	1:06.850	21.663	26.271	18.916	96.281	90.198	11	14:50:44.703	1:38.279	23.878	27.817	26.584	81.938	78.488	
9	14:46:40.988	1:05.631	21.857	25.004	18.770	98.833	88.767	(66) Duncan O'NEILL								
10	14:47:49.619	1:08.631	23.429	25.744	19.458	97.824	89.957	1	14:38:18.572			30.263	44.518	77.402	71.164	
11	14:48:55.654	1:06.035	22.002	25.066	18.967	96.976	88.183	2	14:39:35.499	1:16.927	24.737	29.675	22.515	76.519	71.315	
12	14:50:02.962	1:07.308	22.136	25.722	19.450	95.868	86.927	3	14:40:53.143	1:17.644	24.960	30.821	21.863	77.671	72.081	
(1) Alastair BAPTIE																
1	14:37:46.831			26.536	20.178	86.479	79.323	4	14:42:09.738	1:16.595	25.015	29.631	21.949	77.581	71.543	
2	14:38:55.286	1:08.455	22.769	25.792	19.894	87.494	80.368	5	14:43:24.842	1:15.104	24.488	28.928	21.688	78.950	71.927	
3	14:40:03.359	1:08.073	22.289	25.728	20.056	87.380	80.272	6	14:44:38.983	1:14.141	24.085	28.544	21.512	79.606	71.850	
4	14:41:12.136	1:08.777	22.685	26.129	19.963	87.266	81.048	7	14:45:52.226	1:13.243	23.796	27.850	21.597	79.511	72.004	
5	14:42:20.419	1:08.283	22.086	26.022	20.175	87.266	80.465	8	14:47:05.832	1:13.606	23.420	28.495	21.691	78.580	72.159	
6	14:43:28.607	1:08.188	22.277	26.152	19.759	85.815	80.272	9	14:48:20.374	1:14.542	24.020	28.733	21.789	79.136	72.236	
7	14:44:36.852	1:08.245	22.242	26.119	19.884	86.590	80.176	10	14:49:32.690	1:12.316	23.444	27.537	21.335	80.176	72.314	
8	14:45:44.524	1:07.672	22.180	25.683	19.809	86.368	80.465	11	14:50:50.280	1:17.590	23.341	27.356	26.893	80.465	72.004	
9	14:46:53.201	1:08.677	21.865	26.495	20.317	85.487	78.857	(27) Mario FERRARI								
10	14:48:01.117	1:07.916	22.317	25.610	19.989	85.925	79.700	1	14:37:48.924			27.328	20.543	85.706	80.081	
11	14:49:09.844	1:08.727	22.589	26.141	19.997	84.412	80.561	2	14:39:14.392	1:25.468	23.345	33.003	29.120	59.971	29.305	
12	14:50:21.366	1:11.522	22.336	26.667	22.519	83.780	46.186	(77) Tommy GILMARTIN								
(101) Stuart THORBURN																
1	14:37:53.976			28.639	21.771	85.925	78.488	1	14:37:56.634			29.424	22.196	84.412	89.239	
2	14:39:07.203	1:13.227	24.530	27.522	21.175	83.467	81.146	2	14:39:16.390	1:19.756	23.349	26.525	29.882	78.672	25.536	
3	14:40:18.954	1:11.751	23.277	27.300	21.174	88.183	81.048	(5) Michael LONGSTAFFE								
4	14:41:30.753	1:11.799	23.330	27.563	20.906	86.479	82.139	1	14:38:00.904			30.982	22.885	84.412	77.581	
5	14:42:41.644	1:10.891	23.066	27.163	20.662	88.884	81.938	2	14:39:19.518	1:18.614	26.739	29.957	21.918	82.139	77.671	
6	14:43:52.430	1:10.786	23.129	27.054	20.603	89.596	83.054	3	14:40:36.594	1:17.076	25.675	29.783	21.618	85.487	78.765	
7	14:45:03.168	1:10.738	22.981	26.795	20.962	89.477	81.639	Clerk of the Course.								
8	14:46:13.325	1:10.157	22.873	26.805	20.479	90.320	82.645	Sig :								
9	14:47:23.372	1:10.047	22.639	26.794	20.614	89.836	82.747	Time :								
10	14:48:34.751	1:11.379	22.581	27.217	21.581	80.561	82.849	Chief Timekeeper : Ian Sharp (SMART Timing)								
11	14:49:45.278	1:10.527	23.218	26.720	20.589	89.716	78.580	Results available at www.smart-timing.co.uk and www.speedhive.com								



SMRC Season Finale

Lapchart

Scottish Classic Sports & Saloon Championship

Knockhill 1.267 miles

Race 9 - 2nd Race

07/10/2018 14:45

Race (12 Laps) started at 14:36:33

Competitors	Laps											
	1	2	3	4	5	6	7	8	9	10	11	12
John KINMOND (63)	1	63	63	63	63	63	63	63	63	63	63	63
Raymond BOYD (49)	2	49	49	49	49	49	49	49	49	49	49	49
Alastair BAPTIE (1)	3	1	1	1	57	57	57	57	57	57	57	57
Mario FERRARI (27)	4	27	57	57	1	1	1	1	1	1	1	1
Bruce MITCHELL (57)	5	57	101	101	101	101	101	101	101	101	101	101
Stuart THORBURN (101)	6	101	27	20	20	20	20	20	20	20	20	5
Tommy GILMARTIN (77)	7	77	20	5	5	5	5	5	5	5	5	33
Martin RAMSAY (33)	8	33	77	33	33	33	33	33	33	33	33	20
Michael LONGSTAFFE (5)	9	5	5	66	66	66	66	66	66	66	66	66
William CONWAY (20)	10	20	33									
Duncan O'NEILL (66)	11	66	66									
-	12											
-	13											

Margin of Victory	Avg. Speed	Best Lap Tm	Best Speed	Best Lap by
0.509	69.931	1:03.447	71.884	49 - Raymond BOYD

Clerk of the Course.

Orbits

Sig : Time :
 Chief Timekeeper : Ian Sharp (SMART Timing)
 Results available at www.smart-timing.co.uk and www.speedhive.com



Scottish XR2 Championship



Pos	Car No.	Name	Knockhill		Knockhill AC		Knockhill		Knockhill			Knockhill AC		Knockhill		Total	Diff
			1	2	3	4	5	6	7	8	9	10	11	12	12a		
1	33	Martin RAMSAY	25	25	18	18	25	25	18	18	18	25	25	25	25	290	
2	66	Duncan O'NEILL	16	20	14	14	20	20	14	14	14	20	DNF	20	20	206	-84
3	64	Duncan FOX	20	16										16	DNF	52	-154
4	25	William CURRIE					16	DNF				DNF	DNF			16	-36

SMRC Season Finale
Sorted on Laps
SMTA Fiesta & Hot Hatch / BMW Championship
Knockhill 1.267 miles
Race 10 - 2nd Race
07/10/2018 15:10
Race (12 Laps) started at 14:58:47

Pos	No.	Name	Make/Model	CC	Class Code	Laps	Total Tm	Diff	Best Tm	In Lap	2nd Best
1	1	Wayne MacCAULAY	Ford Fiesta ST	2000	ST	12	13:34.738		1:06.636	3	1:06.737
2	51	Chris MILFORD	Ford Fiesta ST	2000	HHA	12	13:43.550	8.812	1:07.638	6	1:07.657
3	67	Mark GERAGHTY	Ford Fiesta ST	2000	Guest	12	13:51.765	17.027	1:07.736	8	1:07.839
4	33	Ryan STIRLING	Ford Fiesta ST	2000	Guest	12	14:00.604	25.866	1:08.427	11	1:08.768
5	61	Peter CRUICKSHANK	Ford Fiesta ST	2000	ST	12	14:01.654	26.916	1:07.773	11	1:08.255
6	86	Adam MORRISON	Mini Cooper	1600	Guest	12	14:07.339	32.601	1:08.143	11	1:08.294
7	55	Stephen WARD	Ford Fiesta ST	2000	ST	12	14:13.200	38.462	1:09.093	11	1:09.175
8	19	Aiden WARD	Ford Fiesta ST	2000	ST	12	14:20.447	45.709	1:08.818	11	1:09.165
9	5	Lorn MURRAY	Ford Fiesta ST	2000	ST	12	14:31.631	56.893	1:09.536	11	1:09.665
10	37	Russell MORGAN	Ford Fiesta ST	2000	ST	12	14:37.019	1:02.287	1:08.925	7	1:09.595

Not classified

DNF	3	Stewart SCOTT	Ford Fiesta ST	2000	ST	9	10:46.298	DNF	1:09.318	5	1:09.718
DNF	85	Blair MURDOCH	Ford Fiesta ST	2000	ST	7	7:58.322	DNF	1:07.026	3	1:07.309
DNF	34	Martin RAMSAY	Ford Fiesta ST	2000	Guest	5	6:18.021	DNF	1:12.690	5	1:13.770

Margin of Victory	Avg. Speed	Best Lap Tm	Best Speed	Best Lap by
8.812	67.175	1:06.636	68.444	1 - Wayne MacCAULAY

Clerk of the Course.

Orbits

 Sig : _____ Time : _____
 Chief Timekeeper : Ian Sharp (SMART Timing)

 Results available at www.smart-timing.co.uk and www.speedhive.com

Printed: 07/10/2018 15:16:48



SMRC Season Finale

SMTA Fiesta & Hot Hatch / BMW Championship

Knockhill 1.267 miles

Race 10 - 2nd Race

07/10/2018 15:10

Race (12 Laps) started at 14:58:47

Lap	Time of Day	Lap Tm	S1	S2	S3	S3Spd	SFSpd	Lap	Time of Day	Lap Tm	S1	S2	S3	S3Spd	SFSpd	
(1) Wayne MacCAULAY								(55) Stephen WARD								
1	14:59:59.738			26.225	20.117	84.839	79.417	1	15:02:33.026	1:10.009	23.908	25.796	20.305	82.645	75.828	
2	15:01:07.288	1:07.550	21.866	25.699	19.985	85.379	79.985	4	15:03:41.320	1:08.294	22.475	25.264	20.555	83.885	75.233	
3	15:02:13.924	1:06.636	21.579	25.285	19.772	86.257	78.765	5	15:04:50.268	1:08.948	22.771	25.754	20.423	83.054	74.981	
4	15:03:20.661	1:06.737	21.515	25.499	19.723	86.146	79.417	6	15:06:00.704	1:10.436	22.288	27.122	21.026	81.441	73.989	
5	15:04:27.464	1:06.803	21.626	25.288	19.889	85.162	78.672	7	15:07:11.131	1:10.427	22.447	26.655	21.325	79.985	75.148	
6	15:05:34.623	1:07.159	21.697	25.325	20.137	86.146	77.135	8	15:08:20.158	1:09.027	22.020	26.520	20.487	81.048	75.572	
7	15:06:42.523	1:07.900	22.071	25.984	19.845	85.925	78.672	9	15:09:28.966	1:08.808	22.269	25.825	20.714	82.442	75.233	
8	15:07:50.150	1:07.627	22.157	25.593	19.877	85.596	79.606	10	15:10:37.792	1:08.826	22.060	25.914	20.852	82.240	75.657	
9	15:08:57.898	1:07.748	22.096	25.749	19.903	85.379	78.488	11	15:11:45.935	1:08.143			20.616	82.747	75.148	
10	15:10:04.884	1:06.986	21.794	25.484	19.708	86.257	78.672	12	15:12:55.328	1:09.393		26.223	20.865	81.146	75.742	
11	15:11:13.394	1:08.510	22.350	26.115	20.045	85.596	78.397	(51) Chris MILFORD								
12	15:12:22.727	1:09.333	23.083	25.991	20.259	84.839	78.123	1	15:00:08.568				21.176		78.032	
(51) Chris MILFORD								2	15:01:19.657	1:11.089			20.459		77.941	
1	15:00:01.334			26.305	20.839	85.815	78.214	3	15:02:29.621	1:09.964			20.005		79.136	
2	15:01:10.549	1:09.215			20.219	86.479	78.672	4	15:03:43.334	1:13.713			24.634		77.671	
3	15:02:18.514	1:07.965			19.958	87.380	79.890	5	15:04:54.412	1:11.078			20.358		77.941	
4	15:03:27.122	1:08.608	22.338	26.022	20.248	85.379	79.795	6	15:06:04.726	1:10.314			20.331		77.761	
5	15:04:35.622	1:08.500	22.207	26.037	20.256	85.815	79.606	7	15:07:14.245	1:09.519			20.436		78.123	
6	15:05:43.260	1:07.638			20.041	86.814	79.795	8	15:08:23.420	1:09.175			20.260		77.941	
7	15:06:51.670	1:08.410			20.005	85.054	79.890	9	15:09:33.209	1:09.789			20.247		78.950	
8	15:07:59.593	1:07.923	21.917	25.743	20.263	86.368	79.230	10	15:10:42.386	1:09.177			19.975		78.305	
9	15:09:07.618	1:08.025	21.869	26.168	19.988	86.814	80.081	11	15:11:51.479	1:08.093			20.038		78.032	
10	15:10:15.430	1:07.812	22.020	25.936	19.856	86.927	80.368	12	15:13:01.189	1:09.710			20.411		78.123	
11	15:11:23.087	1:07.657			19.957	86.368	80.561	(19) Aiden WARD								
12	15:12:31.539	1:08.452			20.165	86.368	79.890	1	15:00:10.407				28.552	22.354	83.989	78.397
(67) Mark GERAGHTY								2	15:01:23.615	1:13.208	24.788		27.532	20.888	84.412	78.765
1	15:00:03.326				20.054	86.702	79.890	3	15:02:36.170	1:12.555	25.252	26.950	20.353	85.487	78.488	
2	15:01:11.792	1:08.466	22.212	25.860	20.394	87.952	78.123	4	15:03:47.762	1:11.592	23.463	26.722	21.407	85.487	78.123	
3	15:02:21.348	1:09.556	22.713	26.731	20.112	86.368	78.950	5	15:04:58.349	1:10.587	23.174	26.922	20.491	85.054	78.672	
4	15:03:30.222	1:08.874	22.678	25.966	20.230	86.814	79.043	6	15:06:08.082	1:09.733	22.879	26.329	20.525	85.596	77.581	
5	15:04:38.572	1:08.350	22.279	26.115	19.956	86.368	79.890	7	15:07:18.163	1:10.081	22.697	26.792	20.592	84.839	77.761	
6	15:05:46.501	1:07.929	22.118	25.902	19.909	86.590	79.700	8	15:08:29.020	1:10.857	22.804	27.319	20.734	84.200	77.941	
7	15:06:54.340	1:07.839	22.288	25.736	19.815	86.702	79.511	9	15:09:39.519	1:10.499	22.956	27.112	20.431	84.306	79.230	
8	15:08:02.076	1:07.736	21.911	25.762	20.063	86.035	79.043	10	15:10:48.684	1:09.165	22.725	26.323	20.117	85.162	78.488	
9	15:09:11.081	1:09.005	22.487	26.329	20.189	85.925	78.857	11	15:11:57.502	1:08.818	22.613	26.145	20.060	84.518	78.305	
10	15:10:19.643	1:08.562	22.242	26.197	20.123	85.379	79.417	12	15:13:08.436	1:10.934	22.847	26.401	21.686	84.518	76.432	
11	15:11:28.988	1:09.345	22.512	26.510	20.323	84.095	78.397	(5) Lorn MURRAY								
12	15:12:39.754	1:10.766	22.904	26.989	20.873	84.625	76.870	1	15:00:06.781				28.156	21.374	83.885	76.870
(33) Ryan STIRLING								2	15:01:17.914	1:11.133	23.994	26.403	20.736	84.732	77.047	
1	15:00:02.444			26.134	20.636	88.183	81.048	3	15:02:27.579	1:09.665	22.838	26.172	20.655	85.270	77.581	
2	15:01:11.497	1:09.053	22.482	25.988	20.583	88.884	83.305	4	15:03:37.669	1:10.090	23.318	26.123	20.649	85.596	77.491	
3	15:02:21.341	1:09.844	22.783	26.894	20.167	88.068	82.139	5	15:04:47.580	1:09.911	23.251	26.218	20.442	84.625	76.870	
4	15:03:31.770	1:10.429	23.179	26.271	20.979	88.416	78.488	6	15:05:59.614	1:12.034	24.584	26.705	20.745	84.306	75.914	
5	15:04:40.992	1:09.222	22.680	26.121	20.421	87.266	79.795	7	15:07:11.309	1:11.695	23.126	27.058	21.511	82.543	76.607	
6	15:05:51.533	1:10.541	22.867	26.712	20.962	83.363	78.672	8	15:08:22.421	1:11.112	23.487	26.697	20.928	83.157	76.259	
7	15:07:01.061	1:09.528	22.567	26.626	20.335	87.153	79.890	9	15:09:33.201	1:10.780	23.012	26.821	20.947	83.571	77.135	
8	15:08:10.762	1:09.701	22.807	26.395	20.499	86.368	79.511	10	15:10:44.633	1:11.432	23.643	27.043	20.746	82.849	76.782	
9	15:09:21.269	1:10.507	22.725	27.154	20.628	86.479	79.043	11	15:11:54.169	1:09.536	22.623	26.392	20.521	83.989	76.259	
10	15:10:31.398	1:10.129	22.659	26.792	20.678	87.040	79.323	12	15:13:19.620	1:25.451			20.891	81.739	74.647	
11	15:11:39.825	1:08.427			20.126	88.068	79.323	(37) Russell MORGAN								
12	15:12:48.593	1:08.768		26.171	20.324	86.035	80.176	1	15:00:03.794				27.196	20.818	84.946	77.135
(61) Peter CRUICKSHANK								2	15:01:14.648	1:10.854	22.852	27.097	20.905	82.543	78.214	
1	15:00:10.704			26.381	21.815	85.054	78.950	3	15:02:24.243	1:09.595	22.603	26.633	20.359	84.518	78.580	
2	15:01:21.355	1:10.651	23.349	26.644	20.658	85.054	78.857	4	15:04:00.153	1:35.910	47.738	28.005	20.167	82.645	77.135	
3	15:02:30.799	1:09.444	23.032	26.399	20.013	85.054	78.765	5	15:05:11.778	1:11.625	23.424	27.549	20.652	82.747	76.432	
4	15:03:39.565	1:08.766	23.107	25.610	20.049	87.040	79.511	6	15:06:23.184	1:11.406	23.860	27.349	20.197	83.260	77.402	
5	15:04:48.224	1:08.659	22.893	25.785	19.981	86.368	78.857	7	15:07:32.109	1:08.925	22.448	26.516	19.961	83.989	78.305	
6	15:05:57.918	1:09.694	22.976	26.524	20.194	84.839	79.230	8	15:08:43.068	1:10.959	22.508	27.854	20.597	82.341	76.607	
7	15:07:06.173	1:08.255	22.832	25.734	19.689	86.814	79.700	9	15:09:54.322	1:11.254	23.120	27.723	20.411	82.543	77.135	
8	15:08:14.766	1:08.593	22.317	25.971	20.305	85.815	78.123	10	15:11:04.609	1:10.287	23.044	26.846	20.397	82.747	77.581	
9	15:09:24.278	1:09.512	22.707	26.443	20.362	84.625	78.765	11	15:12:14.965	1:10.356	22.806	27.472	20.078	83.260	78.580	
10	15:10:33.157	1:08.879	22.672	26.032	20.175	85.162	78.672	12	15:13:25.008	1:10.043	22.980	26.762	20.301	83.260	77.581	
11	15:11:40.930	1:07.773	22.173	25.707	19.893	84.946	78.672	(3) Stewart SCOTT								
12	15:12:49.643	1:08.713	22.125	26.169	20.419	84.095	75.742	1	15:00:05.924				27.932	21.		

SMRC Season Finale

SMTA Fiesta & Hot Hatch / BMW Championship
Knockhill 1.267 miles
Race 10 - 2nd Race
07/10/2018 15:10
Race (12 Laps) started at 14:58:47

Lap	Time of Day	Lap Tm	S1	S2	S3	S3Spd	SFSpd	Lap	Time of Day	Lap Tm	S1	S2	S3	S3Spd	SFSpd
7	15:07:08.687	1:11.041	23.715	26.902	20.424	84.732	78.032								
8	15:08:19.734	1:11.047	22.929	27.449	20.669	82.849	77.491								
9	15:09:34.287	1:14.553	23.001	28.365	23.187	81.244	36.591								
(85) Blair MURDOCH															
1	15:00:01.524			26.484	20.522	86.814	79.890								
2	15:01:08.944	1:07.420	22.119	25.321	19.980	87.608	80.561								
3	15:02:15.970	1:07.026	21.830	25.418	19.778	86.702	79.890								
4	15:03:23.279	1:07.309	22.087	25.374	19.848	86.702	79.795								
5	15:04:30.996	1:07.717	22.023	25.732	19.962	85.706	79.795								
6	15:05:38.421	1:07.425	21.779	25.396	20.250	86.927	79.323								
7	15:06:46.311	1:07.890	22.341	25.552	19.997	86.146	79.606								
(34) Martin RAMSAY															
1	15:00:08.199			28.381	21.688	79.606	74.564								
2	15:01:21.969	1:13.770	24.727	27.290	21.753	81.540	77.135								
3	15:02:39.229	1:17.260	28.737	27.368	21.155	82.240	77.851								
4	15:03:53.320	1:14.091	25.609	27.526	20.956	84.412	76.345								
5	15:05:06.010	1:12.690	23.872	26.371	22.447	85.706	38.086								

Clerk of the Course.

Orbits

 Sig : _____ Time : _____
 Chief Timekeeper : Ian Sharp (SMART Timing)
 Results available at www.smart-timing.co.uk and www.speedhive.com


SMRC Season Finale
Lapchart
SMTA Fiesta & Hot Hatch / BMW Championship
Knockhill 1.267 miles
Race 10 - 2nd Race
07/10/2018 15:10
Race (12 Laps) started at 14:58:47

Competitors	Laps											
	1	2	3	4	5	6	7	8	9	10	11	12
Wayne MacCAULAY (1)	1	1	1	1	1	1	1	1	1	1	1	1
Chris MILFORD (51)	2	51	85	85	85	85	85	51	51	51	51	51
Blair MURDOCH (85)	3	85	51	51	51	51	51	67	67	67	67	67
Ryan STIRLING (33)	4	33	33	33	67	67	67	67	33	33	33	33
Mark GERAGHTY (67)	5	67	67	67	33	33	33	33	61	61	61	61
Russell MORGAN (37)	6	37	37	37	3	3	3	61	3	86	86	86
Stewart SCOTT (3)	7	3	3	3	5	5	61	3	86	5	55	55
Lorn MURRAY (5)	8	5	5	5	61	61	5	86	5	55	5	5
Martin RAMSAY (34)	9	34	55	55	86	86	86	5	55	3	19	19
Stephen WARD (55)	10	55	61	61	55	55	55	55	19	19	37	37
Adam MORRISON (86)	11	86	34	86	19	19	19	19	37	37		
Aiden WARD (19)	12	19	86	19	34	34	37	37				
Peter CRUICKSHANK (61)	13	61	19	34	37	37						

Margin of Victory	Avg. Speed	Best Lap Tm	Best Speed	Best Lap by
8.812	67.175	1:06.636	68.444	1 - Wayne MacCAULAY

Clerk of the Course.
Orbits

Sig : _____ Time : _____
 Chief Timekeeper : Ian Sharp (SMART Timing)
 Results available at www.smart-timing.co.uk and www.speedhive.com



Scottish Hot Hatch Championship



Pos	Car No.	Name	Class	Knockhill	8th April	Knockhill AC	6th May	Anglesey	26th-27th May	Knockhill	1st July	Knockhill	4th-5th August		Knockhill AC	16th September	Knockhill	7th October	Total	Diff
				1	2	3	4	5	6	7	8	9	10	11	12	12a	14	15		
1	51	Chris MILFORD	A														18	14	32	

Scottish Fiesta ST Championship



Pos	Car No.	Name	Knockhill		Knockhill AC		Anglesay		Knockhill		Knockhill			Knockhill AC		Knockhill		Total	Diff
			1	2	3	4	5	6	7	8	9	10	11	12	12a	14	15		
1	1	Wayne MacCAULAY	7	25	25	25	42	35	25	25	25	25	25	20	25	25	25	379	
2	85	Blair MURDOCH	10	9	20	14	55	26	16	16	20	20	20	25	16	20	DNF	287	-92
3	3	Stewart SCOTT			10	10	40	24	14	9	16	9	14	16	20	14	DNF	196	-91
4	5	Lorn MURRAY	8	5	9	9	39	19	12	12	10	12	12	9	10	12	12	190	-6
5	61	Peter CRUICKSHANK	25	16			46	20	10	14				12	12	DNF	20	175	-15
6	37	Russell MORGAN	20	14	12	12					12	16	16			16	10	128	-47
7	95	Paul CURTIS					50	30	DNF	8								88	-40
8	24	Steven GRAY	12	8			44	22										86	-2
9	19	Aiden WARD	9	6					8	7	DNF	10	10	10	DNF	9	14	83	-3
10	55	Stephen WARD	DNF	7					9	10				14	14	10	16	80	-3
11	27	Cameron BRYANT	16	20	16	20												72	-8
12	14	John BALFOUR	DNF	10	14	16	20	DNS										60	-12
13	18	Barry FARQUHARSON							20	20								40	-20
14	54	Nicholas FORSYTH									14	14	9					37	-3
15	3	Ryan STIRLING	14	12														26	-11
16	98	Gordon HASTON			8	8												16	-10



SMRC Season Finale

Sorted on Laps

Scottish Saloon & Sports Car Championship

Knockhill 1.267 miles

Race 11 - 2nd Race

07/10/2018 15:35

Race (14 Laps) started at 15:31:36

Pos	No.	Name	Make/Model	CC	Class Code	Laps	Total Tm	Diff	Best Tm	In Lap	2nd Best
1	37	Andrew GALLAGHER	Mitsubishi AG Evo	2000	Guest	14	15:41.129		56.452	12	57.162
2	9	Ron CUMMING	Nemesis Kit Car	2000	A3	14	16:01.279	20.150	58.823	4	58.849
3	0	Andy FORREST	Westfield Sei	2000	A3	14	16:09.746	28.617	56.875	8	57.087
4	77	Ian BONTHRONE	BMW M3	3999	Guest	14	16:16.050	34.921	59.824	11	59.913
5	55	Fiona KINDNESS	Subaru Impreza	2000	Guest	14	16:28.386	47.257	1:00.061	9	1:00.128
6	4	Paul BRYDON	BMW M3	3500	A3	14	16:40.812	59.683	57.625	8	58.295
7	70	Oliver MORTIMER	Mini Cooper R53	1600	R53	13	15:42.818	1 Lap	1:02.700	9	1:02.775
8	27	Paul WILSON	Mini Cooper R53	2000	R53	13	15:44.300	1 Lap	1:02.483	11	1:02.496
9	7	Vic COVEY Jnr	Mini Cooper R53	1600	R53	13	15:52.850	1 Lap	1:02.614	7	1:02.639
10	43	Stuart BUCHAN	Mini Cooper R53	1600	R53	13	16:07.943	1 Lap	1:04.176	6	1:04.388
11	177	Neal ROBERTSON	Mini Cooper R53	1600	Guest	13	16:10.251	1 Lap	1:04.148	11	1:04.197
12	85	Lowell FORSYTH	Lotus Exige	2000	A2	12	16:12.990	2 Laps	1:01.902	11	1:02.286
13	18	Ian CREHAN	Mazda MX5	1600	B1	11	16:08.837	3 Laps	1:16.572	11	1:17.854

Not classified

DNF	3	Jock BORTHWICK	Mini Cooper R53	1600	Guest	1	1:31.044	DNF		0	
DNF	34	Scott DUTHIE	BMW Z3	2500	B1	1	1:39.822	DNF		0	
DNF	26	Andrew PATERSON	BMW E36 318i	1796	B3	1	1:47.296	DNF		0	
DNF	62	Paul RANKIN	Westfield Aero	2000	A3			DNF		0	
DNS	29	Robert DRUMMOND	Ford Escort Cosworth	2000	A1			DNS		0	
DNS	83	Fraser JAMIESON	Mini Cooper R53	1600	R53			DNS		0	
DNS	88	Ian DONALDSON	Misubishi Evo X	2000	A1			DNS		0	

Announcements

Race distance increased to 14 Laps - 2 Laps completed behind the Safety Car.

Margin of Victory	Avg. Speed	Best Lap Tm	Best Speed	Best Lap by
20.150	67.846	56.452	80.791	37 - Andrew GALLAGHER

Clerk of the Course.

Orbits

Sig : Time :
 Chief Timekeeper : Ian Sharp (SMART Timing)

Results available at www.smart-timing.co.uk and www.speedhive.com

Printed: 07/10/2018 15:49:30





SMRC Season Finale

Scottish Saloon & Sports Car Championship

Knockhill 1.267 miles

Race 11 - 2nd Race

07/10/2018 15:35

Race (14 Laps) started at 15:31:36

Lap	Time of Day	Lap Tm	S1	S2	S3	S3Spd	SFSpd	Lap	Time of Day	Lap Tm	S1	S2	S3	S3Spd	SFSpd
(37) Andrew GALLAGHER								9	15:42:53.508	1:00.061	20.240	22.903	16.918	109.832	105.349
1	15:32:42.438			21.704	22.354	123.815	43.295	10	15:43:54.506	1:00.998	20.392	23.524	17.082	109.118	102.768
2	15:35:03.258	2:20.820	48.323	56.455	36.042	32.640	42.744	11	15:44:56.689	1:02.183	20.555	23.798	17.830	101.524	102.926
3	15:36:42.981	1:39.723	40.117	38.299	21.307	82.951	120.697	12	15:45:57.743	1:01.054	20.589	23.364	17.101	108.413	104.692
4	15:37:40.567	57.586	18.699	22.122	16.765	119.409	120.697	13	15:47:00.722	1:02.979	21.147	24.255	17.577	106.015	101.218
5	15:38:38.406	57.839	19.206	22.006	16.627	115.305	120.480	14	15:48:04.479	1:03.757	21.007	24.284	18.466	100.161	98.111
6	15:39:35.908	57.502	19.057	21.556	16.889	121.572	108.941	(4) Paul BRYDON							
7	15:40:33.278	57.370	19.467	21.342	16.561	122.014	118.985	1	15:32:58.626			26.523	22.738	96.697	59.598
8	15:41:30.525	57.247	19.094	21.241	16.912	122.683	110.012	2	15:35:19.448	2:20.822	49.676	56.994	34.152	19.548	54.826
9	15:42:28.176	57.651	19.284	21.698	16.669	120.915	108.764	3	15:36:53.245	1:33.797	35.864	39.748	18.185	93.205	106.351
10	15:43:25.338	57.162	18.925	21.672	16.565	118.358	117.733	4	15:37:52.338	59.093	19.361	22.697	17.035	111.290	102.611
11	15:44:23.663	58.325	19.560	22.389	16.376	116.912	117.940	5	15:38:51.314	58.976	19.458	22.840	16.678	111.660	107.890
12	15:45:20.115	56.452	18.792	21.385	16.275	122.459	116.709	6	15:39:49.919	58.605	18.909	22.120	17.576	111.846	107.544
13	15:46:18.500	58.385	18.987	23.158	16.240	118.147	119.835	7	15:40:49.236	59.317	19.404	23.154	16.759	111.474	106.689
14	15:47:17.222	58.722	19.188	22.544	16.990	120.265	109.118	8	15:41:46.861	57.625	18.581	22.427	16.617	110.922	107.030
(9) Ron CUMMING								9	15:42:45.156	58.295	18.836	22.362	17.097	102.298	107.372
1	15:32:45.471							10	15:43:50.180	1:05.024	22.083	25.938	17.003	111.474	107.890
2	15:35:07.805	2:22.334						11	15:44:49.764	59.584	19.509	23.061	17.014	104.692	107.201
3	15:36:45.109	1:37.304						12	15:45:50.671	1:00.907	19.975	23.709	17.223	104.856	106.015
4	15:37:43.932	58.823						13	15:47:08.426	1:17.755	23.873	33.382	20.500	77.761	90.686
5	15:38:43.019	59.087						14	15:48:16.905	1:08.479	23.063	26.114	19.302	92.054	83.260
6	15:39:42.382	59.363						(70) Oliver MORTIMER							
7	15:40:42.009	59.627						1	15:32:47.826				21.313	94.651	33.910
8	15:41:41.214	59.205						2	15:35:12.671	2:24.845			35.191	25.295	42.716
9	15:42:40.063	58.849						3	15:36:48.321	1:35.650			19.358	89.239	88.068
10	15:43:39.145	59.082						4	15:37:51.121	1:02.800			18.431	94.651	86.035
11	15:44:38.161	59.016						5	15:38:54.362	1:03.241			18.633	93.465	86.479
12	15:45:37.591	59.430						6	15:39:57.137	1:02.775			18.513		86.368
13	15:46:37.272	59.681						7	15:41:00.793	1:03.656			18.684	95.868	87.608
14	15:47:37.372	1:00.100						8	15:42:03.637	1:02.844			18.587	93.076	86.368
(0) Andy FORREST								9	15:43:06.337	1:02.700			18.521		86.035
1	15:32:43.864		22.035	22.627	124.044	39.198		10	15:44:09.232	1:02.895			18.224	95.868	88.183
2	15:35:06.360	2:22.496	49.304	56.461	36.731	31.910	43.407	11	15:45:12.409	1:03.177			18.626	93.335	86.590
3	15:36:44.015	1:37.655	38.715	37.724	21.216	86.814	118.985	12	15:46:15.506	1:03.097			18.489	93.726	87.494
4	15:37:41.429	57.414	19.100	22.172	16.142	122.236	120.480	13	15:47:18.911	1:03.405			19.289	94.252	86.479
5	15:38:38.870	57.441	18.867	22.078	16.496	122.459	117.940	(27) Paul WILSON							
6	15:39:36.694	57.824	19.348	22.175	16.301	118.985	115.903	1	15:32:48.936			24.737	21.270	93.076	36.002
7	15:40:34.115	57.421	19.059	22.254	16.108	116.304	119.409	2	15:35:13.435	2:24.499	52.796	56.984	34.719	26.567	49.344
8	15:41:30.990	56.875	18.832	21.824	16.219	121.352	118.147	3	15:36:48.782	1:35.347	36.359	39.437	19.551	87.608	86.814
9	15:42:29.184	58.194	19.218	22.472	16.504	113.742	118.147	4	15:37:51.935	1:03.153	20.721	23.828	18.604	94.919	86.479
10	15:43:26.271	57.087	18.775	21.531	16.781	122.014	116.506	5	15:38:54.870	1:02.935	20.687	23.720	18.528	95.188	86.927
11	15:44:45.821	1:19.550	19.873	41.386	18.291	47.326	119.835	6	15:39:57.464	1:02.594	20.425	23.792	18.377	95.053	87.494
12	15:45:44.548	58.727	18.684	23.432	16.611	104.366	114.129	7	15:41:01.449	1:03.985	20.671	24.450	18.864	94.518	86.257
13	15:46:44.341	59.793	19.542	23.289	16.962	107.890	112.220	8	15:42:04.094	1:02.645	20.423	23.698	18.524	94.385	86.814
14	15:47:45.839	1:01.498	21.076	23.432	16.990	113.935	103.721	9	15:43:06.590	1:02.496	20.450	23.678	18.368	94.651	87.040
(77) Ian BONTHORNE								10	15:44:10.205	1:03.615	21.112	23.856	18.647	94.518	85.596
1	15:32:47.315		24.092	21.665	105.020	35.829		11	15:45:12.688	1:02.483	20.399	23.605	18.479	95.459	86.368
2	15:35:10.332	2:23.017	50.754	56.598	35.665	28.387	40.184	12	15:46:15.924	1:03.236	21.033	23.775	18.428	94.785	85.925
3	15:36:47.302	1:36.970	37.927	38.804	20.239	76.086	100.011	13	15:47:20.393	1:04.469	20.687	25.136	18.646	91.802	86.035
4	15:37:48.964	1:01.662	20.002	23.327	18.333	106.689	99.419	(7) Vic COVEY Jnr							
5	15:38:49.482	1:00.518	19.771	22.871	17.876	106.859	98.111	1	15:32:50.244			25.617	22.368	93.465	38.303
6	15:39:50.308	1:00.826	19.534	23.173	18.119	107.030	98.833	2	15:35:14.202	2:23.958	52.380	57.670	33.908	25.682	51.266
7	15:40:51.135	1:00.827	19.920	23.052	17.855	106.183	98.688	3	15:36:49.894	1:35.692	36.345	40.013	19.334	93.465	87.837
8	15:41:51.864	1:00.729	19.928	23.076	17.725	106.859	99.125	4	15:37:52.660	1:02.766	20.290	23.880	18.596	96.143	87.153
9	15:42:51.964	1:00.100	19.179	23.201	17.720	106.689	99.863	5	15:38:55.811	1:03.151	20.664	24.133	18.354	95.731	88.884
10	15:43:51.877	59.913	19.046	23.205	17.662	105.184	99.566	6	15:39:59.074	1:03.263	20.789	24.127	18.347	95.868	89.002
11	15:44:51.701	59.824	19.310	22.884	17.630	106.520	99.419	7	15:41:01.688	1:02.614	20.053	24.046	18.515	96.143	89.477
12	15:45:51.661	59.960	19.139	22.973	17.848	106.351	99.125	8	15:42:14.976	1:13.288	29.560	25.127	18.601	94.785	87.952
13	15:46:51.887	1:00.226	19.746	22.998	17.482	107.201	99.863	9	15:43:17.642	1:02.666	20.342	23.900	18.424	95.459	87.266
14	15:47:52.143	1:00.256	19.461	23.061	17.734	106.689	99.714	10	15:44:20.281	1:02.639	20.342	23.968	18.329	95.323	87.153
(55) Fiona KINDNESS								11	15:45:23.372	1:03.091	20.339	23.976	18.776	91.427	86.590
1	15:32:47.053		23.108	23.490	105.184	43.379		12	15:46:26.280	1:02.908	20.313	23.844	18.751	94.385	86.368
2	15:35:08.616	2:21.563	49.785	55.776	36.002	30.573	36.314	13	15:47:28.943	1:02.663	20.177	24.019	18.467	94.252	87.722
3	15:36:45.963	1:37.347	38.645	37.630	21.072	82.341	101.678	(43) Stuart BUCHAN							
4	15:37:46.887	1:00.924	20.561	23.156	17.207	105.848	102.926	1	15:32:54.103			26.314	20.982	88.649	71.696
5	15:38:47.015	1:00.128	20.160	22.861	17.107	108.588	104.043	2	15:35:15.635	2:21.532	49.255	57.867	34.410	24.412	51.781
6	15:39:48.092	1:01.077	20.437	23.238	17.402	107.372	104.366	3	15:36:51.981	1:36.346	35.577	40.884	19.885	89.716	83.989
7	15:40:49.824	1:01.732	20.807	22.948	17.977	108.238	99.272	4	15:37:58.455	1:06.474 </					



SMRC Season Finale

Scottish Saloon & Sports Car Championship

Knockhill 1.267 miles

Race 11 - 2nd Race

07/10/2018 15:35

Race (14 Laps) started at 15:31:36

Lap	Time of Day	Lap Tm	S1	S2	S3	S3Spd	SFSpd	Lap	Time of Day	Lap Tm	S1	S2	S3	S3Spd	SFSpd
6	15:40:07.149	1:04.176	20.736	24.353	19.087	89.836	83.571								
7	15:41:13.041	1:05.892	21.836	24.900	19.156	91.427	83.157								
8	15:42:18.365	1:05.324	21.331	24.895	19.098	90.442	82.849								
9	15:43:22.753	1:04.388	20.924	24.373	19.091	90.564	83.675								
10	15:44:28.487	1:05.734	21.223	25.134	19.377	87.837	82.849								
11	15:45:33.517	1:05.030	21.107	24.731	19.192	90.932	83.363								
12	15:46:38.817	1:05.300	21.024	24.445	19.831	91.427	82.240								
13	15:47:44.036	1:05.219	21.226	24.588	19.405	89.836	81.839								

(177) Neal ROBERTSON

1	15:32:56.283			27.207	23.104	83.363	61.007
2	15:35:17.550	2:21.267	48.295	58.275	34.697	23.514	50.155
3	15:36:53.350	1:35.800	35.260	41.092	19.448	90.198	85.925
4	15:37:59.685	1:06.335	22.040	25.002	19.293	89.957	85.379
5	15:39:04.320	1:04.635	21.192	24.601	18.842	90.932	85.706
6	15:40:08.517	1:04.197	20.879	24.580	18.738	91.055	85.596
7	15:41:13.463	1:04.946	20.893	25.040	19.013	90.077	86.590
8	15:42:18.958	1:05.495	21.911	24.472	19.112	90.686	85.379
9	15:43:23.352	1:04.394	21.175	24.363	18.856	91.677	85.596
10	15:44:31.718	1:08.366	23.487	25.409	19.470	84.625	85.706
11	15:45:35.866	1:04.148	20.883	24.372	18.893	91.303	85.270
12	15:46:41.932	1:06.066	22.737	24.384	18.945	91.303	86.146
13	15:47:46.344	1:04.412	20.764	24.477	19.171	90.932	83.054

(85) Lowell FORSYTH

1	15:35:22.380			58.174	33.602	19.075	64.403
2	15:37:01.070	1:38.690	36.655	41.649	20.386	81.048	98.688
3	15:38:09.900	1:08.830	23.691	26.066	19.073	99.714	101.987
4	15:39:14.031	1:04.131	20.967	24.897	18.267	104.529	99.714
5	15:40:17.146	1:03.115	20.896	24.379	17.840	103.402	106.015
6	15:41:26.136	1:08.990	24.691	25.962	18.337	100.310	99.863
7	15:42:31.149	1:05.013	21.123	24.891	18.999	96.281	99.125
8	15:43:35.915	1:04.766	21.620	25.055	18.091	102.142	101.218
9	15:44:39.595	1:03.680	20.448	24.684	18.548	91.427	99.566
10	15:45:41.881	1:02.286	20.581	24.089	17.616	105.020	102.454
11	15:46:43.783	1:01.902	19.961	24.139	17.802	105.349	99.272
12	15:47:49.083	1:05.300			17.509	104.043	102.926

(18) Ian CREHAN

1	15:33:05.870			29.581	25.474	80.272	55.369
2	15:35:20.549	2:14.679	43.428	58.054	33.197	18.137	55.187
3	15:36:59.592	1:39.043	35.967	41.650	21.426	81.639	81.938
4	15:38:18.963	1:19.371	26.066	30.544	22.761	71.696	77.491
5	15:39:37.482	1:18.519	26.027	29.381	23.111	83.260	68.199
6	15:41:03.599	1:26.117	28.283	32.763	25.071	76.870	80.658
7	15:42:24.838	1:21.239	26.299	31.226	23.714	63.851	66.116
8	15:43:50.980	1:26.142	31.431	30.725	23.986	81.146	58.660
9	15:45:08.834	1:17.854	27.397	28.999	21.458	82.645	84.095
10	15:46:28.358	1:19.524	25.660	30.953	22.911	70.789	83.675
11	15:47:44.930	1:16.572	24.002	30.168	22.402	73.102	78.857

(3) Jock BORTHWICK

1	15:33:07.137			32.641	29.473	74.234	25.172
---	--------------	--	--	---------------	---------------	---------------	---------------

(34) Scott DUTHIE

1	15:33:15.915			31.519	30.796	66.377	28.988
---	--------------	--	--	---------------	---------------	---------------	---------------

(26) Andrew PATERSON

1	15:33:23.389			35.265	33.989	50.685	21.711
---	--------------	--	--	---------------	---------------	---------------	---------------

Clerk of the Course.

Sig : Time :

Chief Timekeeper : Ian Sharp (SMART Timing)

Results available at www.smart-timing.co.uk and www.speedhive.com

Printed: 07/10/2018 15:49:50

Orbits





SMRC Season Finale

Lapchart

Scottish Saloon & Sports Car Championship

Knockhill 1.267 miles

Race 11 - 2nd Race

07/10/2018 15:35

Race (14 Laps) started at 15:31:36

Competitors	Laps													
	1	2	3	4	5	6	7	8	9	10	11	12	13	14
Andrew GALLAGHER (37)	1	37	37	37	37	37	37	37	37	37	37	37	37	37
Andy FORREST (0)	2	0	0	0	0	0	0	0	0	0	9	9	9	9
Ron CUMMING (9)	3	9	9	9	9	9	9	9	9	9	0	0	0	0
Fiona KINDNESS (55)	4	55	55	55	55	55	4	4	4	4	4	4	77	77
Ian BONTRHON (77)	5	77	77	77	77	4	55	77	77	77	77	77	55	55
Oliver MORTIMER (70)	6	70	70	70	70	4	77	77	55	55	55	55	4	4
Paul WILSON (27)	7	27	27	27	27	70	70	70	70	70	70	70	70	70
Vic COVEY Jnr (7)	8	7	7	7	4	27	27	27	27	27	27	27	27	27
Stuart BUCHAN (43)	9	43	43	43	7	7	7	7	7	7	7	7	7	7
Neal ROBERTSON (177)	10	177	177	4	43	43	43	43	43	43	43	43	43	43
Paul BRYDON (4)	11	4	4	177	177	177	177	177	177	177	177	177	177	177
Ian CREHAN (18)	12	18	18	18	18	18	18	85	85	85	85	85	85	85
Jock BORTHWICK (3)	13	3	85	85	85	85	85	85	18	18	18	18	18	18
Scott DUTHIE (34)	14	34												
Andrew PATERSON (26)	15	26												
Lowell FORSYTH (85)	16	85												
-	17													
-	18													
-	19													
-	20													

Margin of Victory	Avg. Speed	Best Lap Tm	Best Speed	Best Lap by
20.150	67.846	56.452	80.791	37 - Andrew GALLAGHER

Clerk of the Course.

Sig : Time :
 Chief Timekeeper : Ian Sharp (SMART Timing)
 Results available at www.smart-timing.co.uk and www.speedhive.com

Printed: 07/10/2018 15:50:19

Orbits



Scottish Saloon and Sportscar Championship



Pos	Car No.	Name	Class	Knockhill		Knockhill AC		Knockhill		Knockhill			Knockhill AC		Knockhill		Total	Diff
				1	2	3	4	5	6	7	8	9	10	11	12	12a		
1	89	William ROBSON	B1			25	18	18	18	18	DNF	18	18	18			151	
2	62	Paul RANKIN	B2			18	18	18	18	18	18	18					126	-25
3	54	Andrew MORRISON	A2	18	18	20	18						18	18			110	-16
4	26	Andrew PATERSON	B3	DNF	18	18	18						18	18	18	DNF	108	-2
5	29	Robert DRUMMOND	A1	18	18	18	18								18	DNS	90	-18
6	9	Ron CUMMING	A3	DNF	DNF	NC	DNS	18	18	DNF			DNS		20	25	81	-9
7	34	Ron CUMMING	B1								18	14		14		25	71	-10
8	34	Scott DUTHIE	B1	DNS	DNS	16	DNS	14	14				14		DNF	DNF	58	-13
9	62	Paul RANKIN	A3										18	18	16	DNF	52	-6
10	85	Lowell FORSYTH	A2										14	DNF	18	18	50	-2
11	13	Alastair BAPTIE	B1	14	14	20	DNF										48	-2
12	0	Andy FORREST	A3												25	20	45	-3
13	48	Alan DONCASTER	B1	18	18	DNF	DNS										36	-9
14	51	Roddie PATERSON	A3	18	18												36	0
15	18	Ian CREHAN	B1	DNF	DNF										18	18	36	0
16	16	Colin SIMPSON	A2			25	DNS										25	-11
17	4	Mark DAWSON	A2			16	DNS										16	-9
18	4	Paul BRYDON	A3												DNF	16	16	0
19	37	Kenneth McKELL	A1	14	NC												14	-2
20	88	Ian DONALDSON	A1												DNF	DNS	0	-14

Scottish Saloon and Sportscar Championship



Pos	Car No.	Name	Knockhill		Knockhill AC		Knockhill		Knockhill			Knockhill AC		Knockhill		Total	Diff
			1	2	3	4	5	6	7	8	9	10	11	12	12a		
1	70	Oliver MORTIMER	25	25	25	25	25	25	25	25	25	25	25	25	25	325	
2	27	Paul WILSON	20	20	20	20	20	20	20	20	20	DNF	20	16	20	236	-89
3	83	Fraser JAMIESON	14	16	16	16	16	14	16	16	16			DNF	DNS	140	-96
4	43	Stuart BUCHAN	12	14	14	DNF	14	16				16	DNF	DNF	14	100	-40
5	7	Vic COVEY Jnr	16	DNF								20	16	20	16	88	-12
6	30	Callum DRYBURGH					12	12								24	-64



Race Results



Bulletin No. _____

SMRC Season Finale

Sorted on Laps

Scottish Legends Championship

Knockhill 1.267 miles

Race 12 - Final

07/10/2018 16:00

Race (10 Laps) started at 15:59:18

Pos	No.	Name	Make/Model	CC	Class Code	Laps	Total Tm	Diff	Best Tm	In Lap	2nd Best
1	60	David NEWALL	Ford Coupe	1250	L	10	10:47.766		1:03.270	7	1:03.293
2	7	Duncan VINCENT	Ford Coupe	1250	LT	10	10:50.767	3.001	1:03.687	6	1:03.777
3	71	Ryan McLEISH	Ford Coupe	1250	L	10	10:51.532	3.766	1:03.908	10	1:03.954
4	6	David HUNTER	Ford Coupe	1250	L	10	10:59.600	11.834	1:03.449	4	1:03.866
5	22	Ben MASON	Chevy Sedan	1250	L	10	11:00.398	12.632	1:03.712	7	1:03.815
6	8	Jordan HODGSON	Ford Coupe	1250	L	10	11:06.404	18.638	1:03.832	7	1:03.935
7	85	Mark BEATY	Ford Coupe	1250	L	10	11:09.354	21.588	1:04.954	9	1:05.075
8	69	Gerard McCOSH	Ford Coupe	1250	L	10	11:23.816	36.050	1:06.119	5	1:06.418
9	33	Kieran BEATY	Ford Coupe	1250	L	10	11:26.210	38.444	1:07.057	3	1:07.114
10	86	Jon CRITCHLOW	Chevy Sedan	1250	LR	10	11:26.538	38.772	1:05.784	5	1:06.329
11	2	Robert WOODSIDE	Ford Coupe	1250	L	10	11:35.509	47.743	1:07.571	8	1:07.662
12	16	John BUSHBY	Ford Coupe	1250	L	10	11:46.664	58.898	1:09.399	7	1:09.777
13	30	Mark FRENCH	Ford Coupe	1250	LR	10	11:46.813	59.047	1:07.639	3	1:08.249
Not classified											
DNF	5	Michael PAXTON	Ford Coupe	1250	L	1	1:33.066	DNF	1:31.958	1	
DNF	15	Steven McGILL	Ford Coupe	1250	L		1.561	DNF		0	
DNS	37	Ivor GREENWOOD	Ford Coupe	1250	L			DNS		0	

Margin of Victory	Avg. Speed	Best Lap Tm	Best Speed	Best Lap by
3.001	70.409	1:03.270	72.085	60 - David NEWALL

Clerk of the Course.

Orbits

Sig : Time :
Chief Timekeeper : Ian Sharp (SMART Timing)

Results available at www.smart-timing.co.uk and www.speedhive.com



Printed: 07/10/2018 16:20:14



SMRC Season Finale

Scottish Legends Championship

Knockhill 1.267 miles

Race 12 - Final

07/10/2018 16:00

Race (10 Laps) started at 15:59:18

Lap	Time of Day	Lap Tm	S1	S2	S3	S3Spd	SFSpd	Lap	Time of Day	Lap Tm	S1	S2	S3	S3Spd	SFSpd								
(60) David NEWALL																							
1	16:00:34.129	1:11.980	25.773	27.180	19.027	95.053	89.957	1	16:00:35.332	1:14.531	27.141	27.683	19.707	92.181	90.077								
2	16:01:37.585	1:03.456	20.328	24.443	18.685	95.731	89.358	2	16:01:43.996	1:08.664	22.396	26.435	19.833	91.179	87.952								
3	16:02:41.223	1:03.638	20.477	24.329	18.832	95.323	89.716	3	16:02:50.367	1:06.371	21.743	25.186	19.442	93.465	89.002								
4	16:03:44.516	1:03.293	20.463	24.223	18.607	93.857	89.477	4	16:03:56.803	1:06.436	21.832	25.262	19.342	91.552	86.702								
5	16:04:48.132	1:03.616	20.380	24.422	18.814	92.947	89.120	5	16:05:02.042	1:05.239	20.972	25.069	19.198	90.809	87.380								
6	16:05:51.538	1:03.406	20.236	24.350	18.820	93.726	90.198	6	16:06:07.548	1:05.506	20.922	24.861	19.723	91.677	83.157								
7	16:06:54.808	1:03.270	20.224	24.336	18.710	93.335	89.477	7	16:07:12.907	1:05.359	20.963	25.077	19.319	90.198	86.702								
8	16:07:58.207	1:03.399	20.278	24.512	18.609	93.465	89.957	8	16:08:17.982	1:05.075	21.035	24.895	19.145	90.686	86.368								
9	16:09:02.034	1:03.827	20.276	24.486	19.065	93.335	88.649	9	16:09:22.936	1:04.954	20.803	24.968	19.183	89.957	86.257								
10	16:10:06.563	1:04.529	20.634	24.668	19.227	93.205	74.564	10	16:10:28.151	1:05.215	20.988	25.158	19.069	90.198	86.479								
(7) Duncan VINCENT																							
1	16:00:33.135	1:11.904	26.293	26.569	19.042	94.252	89.836	(69) Gerard McCOSH															
2	16:01:37.832	1:04.697	20.714	24.791	19.192	92.308	90.077	1	16:00:39.033	1:16.387	26.684	29.537	20.166	89.957	87.266								
3	16:02:42.228	1:04.396	20.779	24.520	19.097	92.181	89.957	2	16:01:46.321	1:07.288	21.445	26.070	19.773	91.179	86.479								
4	16:03:46.363	1:04.135	20.848	24.354	18.933	93.857	89.002	3	16:02:54.143	1:07.822	21.681	26.526	19.615	90.564	86.035								
5	16:04:50.245	1:03.882	20.591	24.334	18.957	93.335	89.239	4	16:04:00.809	1:06.666	21.302	25.662	19.702	91.179	87.722								
6	16:05:53.932	1:03.687	20.596	24.256	18.835	94.120	90.564	5	16:05:06.928	1:06.119	21.095	25.400	19.624	92.308	87.952								
7	16:06:57.709	1:03.777	20.599	24.356	18.822	92.690	88.532	6	16:06:13.346	1:06.418	21.651	25.464	19.303	94.385	87.608								
8	16:08:01.957	1:04.248	20.634	24.669	18.945	92.181	89.477	7	16:07:20.076	1:06.730	21.264	25.595	19.871	90.320	86.035								
9	16:09:05.782	1:03.825	20.602	24.401	18.822	92.690	89.120	8	16:08:27.211	1:07.135	21.318	25.988	19.829	90.320	86.368								
10	16:10:09.564	1:03.782	20.566	24.270	18.946	92.947	87.040	9	16:09:33.974	1:06.763	21.211	25.926	19.626	89.957	86.590								
(71) Ryan McLEISH																							
1	16:00:31.886	1:11.254	26.294	25.819	19.141	91.179	88.299	10	16:10:42.613	1:08.639	21.278	26.764	20.597	87.608	80.950								
2	16:01:36.612	1:04.726	20.827	24.908	18.991	91.552	88.183	(33) Kieran BEATY															
3	16:02:41.464	1:04.852	20.803	24.753	19.296	90.932	90.198	1	16:00:34.970	1:15.045	27.650	27.215	20.180	93.335	89.120								
4	16:03:45.541	1:04.077	20.704	24.368	19.005	93.465	88.416	2	16:01:43.124	1:08.154	21.859	26.593	19.702	94.651	87.952								
5	16:04:49.773	1:04.232	20.673	24.647	18.912	91.802	87.494	3	16:02:50.181	1:07.057	21.851	25.548	19.658	94.385	86.590								
6	16:05:53.727	1:03.954	20.540	24.488	18.926	92.308	88.299	4	16:03:59.483	1:09.302	21.772	26.934	20.596	91.928	86.035								
7	16:06:58.166	1:04.439	20.964	24.545	18.930	93.335	88.884	5	16:05:06.597	1:07.114	21.163	25.898	20.053	91.427	88.183								
8	16:08:02.309	1:04.143	20.522	24.478	19.143	93.205	88.068	6	16:06:14.221	1:07.624	21.448	25.902	20.274	91.427	87.494								
9	16:09:06.421	1:04.112	20.506	24.621	18.985	93.335	88.299	7	16:07:22.160	1:07.939	22.014	25.926	19.999	91.055	87.952								
10	16:10:10.329	1:03.908	20.457	24.575	18.876	93.076	87.494	8	16:08:30.310	1:08.150	21.436	26.954	19.760	92.181	87.837								
(6) David HUNTER																							
1	16:00:35.788	1:13.876	26.815	27.849	19.212	94.651	91.303	9	16:09:37.583	1:07.273	21.199	26.246	19.828	91.802	87.380								
2	16:01:44.078	1:08.290	22.320	26.426	19.544	90.077	90.320	10	16:10:45.007	1:07.424	21.381	26.063	19.980	91.179	87.722								
3	16:02:49.035	1:04.957	21.189	24.862	18.906	94.252	91.055	(86) Jon CRITCHLOW															
4	16:03:52.484	1:03.449	20.184	24.557	18.708	94.785	90.442	1	16:00:39.860	1:16.261	26.741	29.287	20.233	89.836	85.815								
5	16:04:56.995	1:04.511	20.501	24.674	19.336	94.651	88.068	2	16:01:47.531	1:07.671	21.582	26.156	19.933	90.077	85.487								
6	16:06:00.861	1:03.866	20.515	24.442	18.909	97.824	90.932	3	16:02:54.929	1:07.398	21.485	26.094	19.819	92.562	85.925								
7	16:07:04.730	1:03.869	20.637	24.666	18.566	96.697	91.552	4	16:04:01.258	1:06.329	21.276	25.331	19.722	91.677	87.380								
8	16:08:08.800	1:04.070	20.601	24.610	18.859	97.399	91.677	5	16:05:07.042	1:05.784	21.111	25.284	19.389	92.054	88.767								
9	16:09:14.036	1:05.236	21.652	24.758	18.826	93.076	89.120	6	16:06:14.576	1:07.534	21.715	25.662	20.157	92.562	87.040								
10	16:10:18.397	1:04.361	20.395	24.922	19.044	92.947	86.814	7	16:07:22.227	1:07.651	21.802	25.735	20.114	89.120	88.183								
(22) Ben MASON																							
1	16:00:34.985	1:13.797	26.573	27.567	19.657	93.205	87.837	8	16:08:29.626	1:07.399	21.595	26.043	19.761	88.649	85.379								
2	16:01:43.329	1:08.344	22.552	26.273	19.519	91.677	89.120	9	16:09:36.954	1:07.328	21.253	26.309	19.766	87.380	85.487								
3	16:02:48.785	1:05.456	21.415	24.739	19.302	90.809	87.153	10	16:10:45.335	1:08.381	22.006	26.291	20.084	92.690	86.146								
4	16:03:53.171	1:04.386	20.897	24.382	19.107	94.385	88.299	(2) Robert WOODSIDE															
5	16:04:57.249	1:04.078	20.380	24.627	19.071	92.818	88.649	1	16:00:40.835	1:18.137	26.975	30.457	20.705	87.608	85.379								
6	16:06:03.344	1:06.095	20.432	25.412	20.251	80.950	87.608	2	16:01:49.179	1:08.344	22.165	26.193	19.986	90.564	86.146								
7	16:07:07.056	1:03.712	20.458	24.438	18.816	91.552	87.380	3	16:02:57.022	1:07.843	21.830	26.113	19.900	89.716	85.925								
8	16:08:11.331	1:04.275	20.550	24.742	18.983	90.809	87.494	4	16:04:06.602	1:09.580	21.340	27.198	21.042	88.183	84.095								
9	16:09:15.380	1:04.049	20.585	24.448	19.016	91.055	87.266	5	16:05:14.951	1:08.349	21.829	26.938	19.582	88.068	85.596								
10	16:10:19.195	1:03.815	20.565	24.395	18.855	91.677	86.702	6	16:06:22.716	1:07.765	21.796	26.229	19.740	89.477	85.487								
(8) Jordan HODGSON																							
1	16:00:35.232	1:13.638	26.691	27.494	19.453	96.281	91.552	7	16:07:30.939	1:08.223	21.792	26.604	19.827	88.532	85.162								
2	16:01:42.009	1:06.777	21.839	26.188	18.750	92.435	90.077	8	16:08:38.510	1:07.571	21.631	26.093	19.847	89.120	85.379								
3	16:02:47.317	1:05.308	20.683	25.381	19.244	92.562	89.477	9	16:09:46.644	1:08.134	21.619	26.681	19.834	88.299	85.054								
4	16:03:51.981	1:04.664	20.622	24.846	19.196	93.726	89.120	10	16:10:54.306	1:07.662	21.471	26.411	19.780	88.532	83.989								
5	16:04:56.521	1:04.540	20.537	25.062	18.941	94.120	87.266	(16) John BUSHBY															
6	16:06:00.771	1:04.250	20.498	24.814	18.938	94.252	88.767	1	16:00:34.209	1:14.763	27.105	27.503	20.155	87.837	87.153								
7	16:07:04.603	1:03.832	20.346	24.850	18.636	93.205	89.477	2	16:01:45.041	1:10.832	22.353	27.853	20.626	86.814	87.722								
8	16:08:08.538	1:03.935	20.414	24.794	18.727	93.335	89.477	3	16:02:55.417	1:10.376	22.609	27.390	20.377	91.427	86.146								
9	16:09:19.789	1:11.251	27.320	25.248	18.683	93.076	88.884	4	16:04:05.768	1:10.351	22.389	27.609	20.353	87.952	87.040								
10	16:10:25.201	1:05.412	20.633	24.916	19.863	93.465	83.467	5	16:05:15.545	1:09.777	22.221	27.355	20.201	87.837	87.266								
(85) Mark BEATY																							
1	16:00:42.013	1:18.405	27.671	29.840	20																		



Lap times



Bulletin No. _____

SMRC Season Finale

Scottish Legends Championship

Knockhill 1.267 miles

Race 12 - Final

07/10/2018 16:00

Race (10 Laps) started at 15:59:18

Lap	Time of Day	Lap Tm	S1	S2	S3	S3Spd	SFSpd	Lap	Time of Day	Lap Tm	S1	S2	S3	S3Spd	SFSpd
3	16:02:58.909	1:07.639	21.333	26.085	20.221	87.266	83.780								
4	16:04:07.158	1:08.249	21.543	26.253	20.453	88.416	84.946								
5	16:05:16.487	1:09.329	21.743	27.156	20.430	87.494	83.885								
6	16:06:25.669	1:09.182	22.026	26.844	20.312	87.494	85.162								
7	16:07:34.974	1:09.305	22.054	27.042	20.209	85.925	84.625								
8	16:08:45.034	1:10.060	22.633	27.097	20.330	87.153	84.946								
9	16:09:55.247	1:10.213	22.286	27.487	20.440	87.608	84.412								
10	16:11:05.610	1:10.363	22.561	27.650	20.152	86.927	85.270								
(5) Michael PAXTON															
1	16:00:51.863	1:31.958	27.169	33.840	30.949	67.854	28.315								

Clerk of the Course.

Orbits

Sig : Time :
 Chief Timekeeper : Ian Sharp (SMART Timing)
 Results available at www.smart-timing.co.uk and www.speedhive.com





Race Results



Bulletin No. _____

SMRC Season Finale

Lapchart

Scottish Legends Championship

Knockhill 1.267 miles

Race 12 - Final

07/10/2018 16:00

Race (10 Laps) started at 15:59:18

Competitors	Laps										
	0	1	2	3	4	5	6	7	8	9	10
John BUSHBY (16)	1	16	71	71	60	60	60	60	60	60	60
Michael PAXTON (5)	2	5	7	60	71	71	71	71	7	7	7
Kieran BEATY (33)	3	33	60	7	7	7	7	7	71	71	71
Steven McGILL (15)	4	15	16	8	8	8	8	8	8	6	6
Ryan McLEISH (71)	5	71	33	33	22	6	6	6	6	6	22
Mark BEATY (85)	6	85	22	22	6	22	22	22	22	22	8
Ben MASON (22)	7	22	8	85	33	85	85	85	85	85	85
Duncan VINCENT (7)	8	7	85	6	85	33	33	69	69	69	69
Jordan HODGSON (8)	9	8	6	16	69	69	69	33	33	86	86
David HUNTER (6)	10	6	69	69	86	86	86	86	86	33	33
David NEWALL (60)	11	60	86	86	16	16	2	2	2	2	2
Gerard McCOSH (69)	12	69	2	2	2	2	16	16	16	16	16
Robert WOODSIDE (2)	13	2	30	30	30	30	30	30	30	30	30
Jon CRITCHLOW (86)	14	86	5								
Mark FRENCH (30)	15	30									
-	16										

Margin of Victory	Avg. Speed	Best Lap Tm	Best Speed	Best Lap by
3.001	70.409	1:03.270	72.085	60 - David NEWALL

Clerk of the Course.

Orbits

Sig : Time :
Chief Timekeeper : Ian Sharp (SMART Timing)

Results available at www.smart-timing.co.uk and www.speedhive.com

Printed: 07/10/2018 16:21:10



SMRC Season Finale
Sorted on Laps
Celtic Speed Mini Cooper Cup
Knockhill 1.267 miles
Race 131- 3rd Race
07/10/2018 16:25
Race (11 Laps) started at 16:22:58

Pos	No.	Name	Make/Model	CC	Class Code	Laps	Total Tm	Diff	Best Tm	In Lap	2nd Best
1	91	Robbie DALGLEISH	Mini Cooper	1600	SM	11	14:29.637		1:07.770	9	1:07.776
2	8	Hannah CHAPMAN	Mini Cooper	1600	SM L	11	14:32.258	2.621	1:08.090	8	1:08.126
3	24	John DUNCAN	Mini Cooper	1600	SM	11	14:38.191	8.554	1:09.355	11	1:09.471
4	7	Michael WEDDELL	Mini Cooper	1600	SMN	11	14:38.909	9.272	1:09.124	8	1:09.143
5	4	Dominic WHEATLEY	Mini Cooper	1600	SM	11	14:39.656	10.019	1:08.627	9	1:09.067
6	5	David SLEIGH	Mini Cooper	1600	SM	11	14:40.712	11.075	1:07.999	10	1:08.217
7	23	Ian MUNRO	Mini Cooper	1600	SM	11	14:41.246	11.609	1:08.899	9	1:09.283
8	6	Josh HISLOP	Mini Cooper	1600	Guest	11	14:48.215	18.578	1:10.035	9	1:10.061
9	11	Richard SUTHERLAND	Mini Cooper	1600	Guest	11	14:49.433	19.796	1:09.273	10	1:09.729
10	95	Craig BLAKE	Mini Cooper	1600	SMN	11	14:59.106	29.469	1:09.942	7	1:09.944
11	21	Ross WILKINSON	Mini Cooper	1600	SMN	11	15:03.211	33.574	1:08.165	10	1:08.759
12	81	Douglas SIMPSON	Mini Cooper	1600	SM	11	15:04.067	34.430	1:10.023	8	1:10.137
13	55	Fiona KINDNESS	Mini Cooper	1600	SM L	11	15:18.364	48.727	1:12.245	8	1:13.186
14	16	Craig DILLON	Mini Cooper	1600	SMN	11	15:18.618	48.981	1:11.257	8	1:11.281
15	77	Ashleigh MORRIS	Mini Cooper	1600	SM L	11	15:20.672	51.035	1:12.691	10	1:12.768
16	85	Gary CLARK	Mini Cooper	1600	Guest	11	15:22.312	52.675	1:12.680	4	1:13.111
17	88	Barry HOLMES	Mini Cooper	1600	Guest	11	15:22.394	52.757	1:12.437	7	1:12.979
18	26	Colin BLAKE	Mini Cooper	1600	Guest	11	15:29.752	1:00.115	1:12.778	8	1:13.270
19	1	Mark GERAGHTY	Mini Cooper	1600	Guest	10	14:52.356	1 Lap	1:08.647	6	1:08.707
Not classified											
DNF	52	Simon HOLDERNESS	Mini Cooper	1600	SM	5	7:54.522	DNF	1:13.034	4	1:14.579

Announcements

Race distance increased to 11 Laps - 2 Laps completed behind the Safety Car.

Margin of Victory	Avg. Speed	Best Lap Tm	Best Speed	Best Lap by
2.621	57.690	1:07.770	67.299	91 - Robbie DALGLEISH

Clerk of the Course.
Orbits

 Sig : Time :
 Chief Timekeeper : Ian Sharp (SMART Timing)

 Results available at www.smart-timing.co.uk and www.speedhive.com

Printed: 07/10/2018 16:42:11



SMRC Season Finale

Celtic Speed Mini Cooper Cup

Knockhill 1.267 miles

Race 131- 3rd Race

07/10/2018 16:25

Race (11 Laps) started at 16:22:58

Lap	Time of Day	Lap Tm	S1	S2	S3	S3Spd	SFSpd	Lap	Time of Day	Lap Tm	S1	S2	S3	S3Spd	SFSpd
(91) Robbie DALGLEISH								(23) Ian MUNRO							
1	16:24:22.101			27.060	27.775	80.950	39.615	8	16:34:13.873	1:08.539	22.592	25.766	20.181	80.465	74.813
2	16:26:35.359	2:13.258	43.146	53.255	36.857	37.701	38.858	9	16:35:22.090	1:08.217	22.146	25.870	20.201	80.755	74.730
3	16:28:20.106	1:44.747	43.549	40.324	20.874	78.397	75.742	10	16:36:30.089	1:07.999			20.099	80.081	75.317
4	16:29:29.034	1:08.928	22.690	25.843	20.395	82.543	76.086	11	16:37:38.739	1:08.650		26.048	20.750	79.795	73.907
5	16:30:38.097	1:09.063	22.369	26.008	20.686	80.081	75.233	(6) Josh HISLOP							
6	16:31:46.359	1:08.262	22.399	25.597	20.266	81.244	75.828	1	16:24:23.167			27.498	27.603	78.580	40.671
7	16:32:54.238	1:07.879	21.925	25.604	20.350	80.853	76.345	2	16:26:36.073	2:12.906	42.871	53.081	36.954	38.238	37.035
8	16:34:02.014	1:07.776	21.893	25.828	20.055	80.853	76.172	3	16:28:20.823	1:44.750	43.525	40.186	21.039	79.323	74.981
9	16:35:09.784	1:07.770	21.906	25.762	20.102	81.048	76.607	4	16:29:31.315	1:10.492	22.944	26.712	20.836	80.561	74.981
10	16:36:17.987	1:08.203	21.893	25.905	20.405	80.950	76.172	5	16:30:40.972	1:09.657	22.995	25.972	20.690	81.244	75.233
11	16:37:27.664	1:09.677	22.370	25.901	21.406	79.136	72.627	6	16:31:51.699	1:10.727	22.684	26.696	21.347	80.272	74.813
(8) Hannah CHAPMAN								7	16:33:01.361	1:09.662	22.945	26.043	20.674	80.950	75.317
1	16:24:18.761			26.506	26.117	81.839	48.806	8	16:34:10.644	1:09.283	22.535	26.057	20.691	81.540	74.730
2	16:26:32.830	2:14.069	44.003	52.805	37.261	38.479	33.091	9	16:35:19.543	1:08.899	22.340	25.949	20.610	81.146	74.981
3	16:28:18.973	1:46.143	42.894	42.277	20.972	78.305	75.064	10	16:36:28.929	1:09.386	22.331	26.258	20.797	80.853	75.233
4	16:29:28.904	1:09.931	22.903	26.414	20.614	81.441	75.317	11	16:37:39.273	1:10.344	22.389	26.076	21.879	81.244	73.422
5	16:30:38.737	1:09.833	23.459	26.164	20.210	81.343	75.914	(24) John DUNCAN							
6	16:31:48.083	1:09.346	22.609	26.263	20.474	82.240	76.259	1	16:24:16.408			26.668	25.109	79.417	47.426
7	16:32:57.674	1:09.591	23.013	26.389	20.189	81.441	75.487	2	16:26:31.345	2:14.937	44.380	52.865	37.692	37.765	36.571
8	16:34:05.764	1:08.090	22.161	25.753	20.176	81.739	75.742	3	16:28:17.355	1:46.010	42.635	42.642	20.733	77.671	74.399
9	16:35:13.924	1:08.160	22.349	25.714	20.097	81.839	76.172	4	16:29:27.405	1:10.050	22.669	26.848	20.533	79.417	74.399
10	16:36:22.159	1:08.235	22.454	25.646	20.135	81.739	76.172	5	16:30:37.541	1:10.136	22.767	26.642	20.727	79.606	74.152
11	16:37:30.285	1:08.126	22.221	25.805	20.100	81.441	76.000	6	16:31:47.772	1:10.231	23.183	26.407	20.641	80.853	74.897
(24) John DUNCAN								7	16:32:58.035	1:10.263	22.795	26.695	20.773	79.890	75.317
1	16:24:16.408			26.668	25.109	79.417	47.426	8	16:34:07.822	1:09.787	23.007	26.364	20.416	80.368	74.813
2	16:26:31.345	2:14.937	44.380	52.865	37.692	37.765	36.571	9	16:35:17.293	1:09.471	22.652	26.364	20.455	80.176	74.730
3	16:28:17.355	1:46.010	42.635	42.642	20.733	77.671	74.399	10	16:36:26.863	1:09.570	22.617	26.463	20.490	80.081	74.481
4	16:29:27.405	1:10.050	22.669	26.848	20.533	79.417	74.399	11	16:37:36.218	1:09.355	22.760	26.145	20.450	80.272	74.234
5	16:30:37.541	1:10.136	22.767	26.642	20.727	79.606	74.152	(11) Richard SUTHERLAND							
6	16:31:47.772	1:10.231	23.183	26.407	20.641	80.853	74.897	1	16:24:28.830			34.319	25.248	75.064	49.931
7	16:32:58.035	1:10.263	22.795	26.695	20.773	79.890	75.317	2	16:26:39.858	2:11.028	40.525	53.379	37.124	39.153	37.850
8	16:34:07.822	1:09.787	23.007	26.364	20.416	80.368	74.813	3	16:28:23.775	1:43.917	42.988	39.277	21.652	77.224	73.182
9	16:35:17.293	1:09.471	22.652	26.364	20.455	80.176	74.730	4	16:29:36.991	1:13.216	24.822	27.168	21.226	79.417	72.470
10	16:36:26.863	1:09.570	22.617	26.463	20.490	80.081	74.481	5	16:30:47.938	1:10.947	23.098	26.807	21.042	78.123	73.022
11	16:37:36.218	1:09.355	22.760	26.145	20.450	80.272	74.234	6	16:31:58.445	1:10.507	22.961	26.837	20.709	78.397	73.583
(7) Michael WEDDELL								7	16:33:08.279	1:09.834	22.786	26.235	20.813	79.417	71.773
1	16:24:17.430			27.254	25.160	78.857	47.560	8	16:34:18.312	1:10.033	22.925	26.487	20.621	78.765	73.502
2	16:26:32.105	2:14.675	44.562	52.798	37.315	36.196	35.620	9	16:35:28.458	1:10.146	22.699	26.463	20.984	78.672	73.182
3	16:28:18.470	1:46.365	43.024	42.590	20.751	77.851	74.647	10	16:36:37.731	1:09.273	22.637	26.212	20.424	79.511	73.422
4	16:29:28.401	1:09.931	22.552	26.584	20.795	80.176	74.234	11	16:37:47.460	1:09.729	22.803	26.303	20.623	79.323	73.262
5	16:30:38.966	1:10.565	22.413	26.688	21.464	81.441	72.943	(95) Craig BLAKE							
6	16:31:50.637	1:11.671	23.147	27.551	20.973	80.465	74.234	1	16:24:32.479			37.741	26.016	77.135	42.021
7	16:32:59.780	1:09.143	22.507	26.096	20.540	81.441	74.730	2	16:26:44.807	2:12.328	42.751	52.647	36.930	38.926	37.344
8	16:34:08.904	1:09.124	22.503	26.173	20.448	82.039	74.730	3	16:28:28.206	1:43.399	42.943	38.778	21.678	78.397	73.342
9	16:35:18.087	1:09.183	22.255	26.120	20.808	82.039	74.316	4	16:29:40.415	1:12.209	23.382	27.340	21.487	78.397	72.943
10	16:36:27.722	1:09.635	22.446	26.612	20.577	81.839	74.813	5	16:30:53.101	1:12.686	23.593	27.801	21.292	76.694	73.664
11	16:37:36.936	1:09.214	22.378	26.393	20.443	81.938	73.826	6	16:32:06.239	1:13.138	24.040	28.065	21.033	76.000	73.826
(4) Dominic WHEATLEY								7	16:33:16.181	1:09.942	22.607	26.498	20.837	79.230	73.102
1	16:24:21.189			27.318	27.158	80.081	38.746	8	16:34:26.394	1:10.213	22.560	26.706	20.947	79.323	73.502
2	16:26:34.832	2:13.643			37.034	36.651	35.677	9	16:35:37.024	1:10.630	22.854	26.789	20.987	78.397	73.102
3	16:28:19.865	1:45.033	43.135	40.981	20.917	79.417	75.317	10	16:36:46.968	1:09.944	22.725	26.401	20.818	78.672	73.022
4	16:29:30.612	1:10.747	22.862	27.133	20.752	80.658	74.897	11	16:37:57.133	1:10.165	22.756	26.465	20.944	78.857	70.938
5	16:30:40.290	1:09.678			20.542	82.039	75.487	(21) Ross WILKINSON							
6	16:31:51.280	1:10.990			21.354	79.606	75.233	1	16:24:29.595			32.686	25.586	77.224	49.820
7	16:33:00.797	1:09.517	22.694	26.349	20.474	80.853	74.813	2	16:26:40.369	2:10.774	40.594	53.410	36.770	38.679	38.948
8	16:34:09.864	1:09.067			20.308		74.813	3	16:28:23.946	1:43.577	43.282	38.815	21.480	77.941	74.730
9	16:35:18.491	1:08.627			20.590	81.540	75.742	4	16:29:51.603	1:27.657	40.258	26.694	20.705	80.368	74.316
10	16:36:28.203	1:09.712			20.634	81.938	74.981	5	16:31:02.533	1:10.930	22.957	27.510	20.463	79.150	75.317
11	16:37:37.683	1:09.480			20.725	81.938	74.399	6	16:32:12.996	1:10.463	22.748	26.295	21		

SMRC Season Finale

Celtic Speed Mini Cooper Cup

Knockhill 1.267 miles

Race 131- 3rd Race

07/10/2018 16:25

Race (11 Laps) started at 16:22:58

Lap	Time of Day	Lap Tm	S1	S2	S3	S3Spd	SFSpd	Lap	Time of Day	Lap Tm	S1	S2	S3	S3Spd	SFSpd
(55) Fiona KINDNESS															
1	16:24:32.033			34.446	26.221	78.032	42.500	1	16:24:35.517			34.918	27.104	74.981	35.116
2	16:26:44.233	2:12.200	42.300	52.854	37.046	41.399	34.699	2	16:26:47.923	2:12.406	43.277	52.480	36.649	38.903	48.877
3	16:28:27.270	1:43.037	42.777	38.848	21.412	78.857	75.064	3	16:28:32.592	1:44.669	42.870	39.367	22.432	72.081	72.549
4	16:29:40.551	1:13.281	24.027	27.867	21.387	78.857	74.981	4	16:29:49.433	1:16.841	26.220	28.592	22.029	76.345	72.314
5	16:30:54.962	1:14.411	24.280	27.774	22.357	78.032	73.745	5	16:31:04.353	1:14.920	24.678	28.726	21.516	76.259	73.422
6	16:32:09.140	1:14.178	25.012	27.917	21.249	79.043	74.564	6	16:32:18.403	1:14.050	24.737	27.526	21.787	76.432	72.864
7	16:33:22.685	1:13.545	24.393	27.756	21.396	79.795	74.316	7	16:33:31.673	1:13.270	24.065	27.820	21.385	76.958	72.864
8	16:34:34.930	1:12.245	23.021	27.368	21.856	76.345	70.789	8	16:34:44.451	1:12.778	24.008	27.390	21.380	77.491	72.864
9	16:35:48.116	1:13.186	24.005	27.506	21.675	75.572	69.614	9	16:36:00.653	1:16.202	24.517	29.215	22.470	76.782	72.470
10	16:37:02.151	1:14.035	24.088	27.971	21.976	73.182	69.831	10	16:37:14.306	1:13.653	24.414	27.805	21.434	78.032	73.502
11	16:38:16.391	1:14.240	23.849	28.397	21.994	73.907	68.199	11	16:38:27.779	1:13.473	24.092	28.065	21.316	78.672	73.989
(16) Craig DILLON															
1	16:24:31.286			34.214	25.735	78.488	44.590	1	16:27:05.875				21.575	74.730	72.470
2	16:26:42.598	2:11.312	42.006	52.463	36.843	37.680	40.451	2	16:28:33.422	1:27.547	27.787	37.113	22.647	74.897	71.315
3	16:28:26.532	1:43.934	43.672	38.631	21.631	76.782	74.070	3	16:29:44.345	1:10.923	23.289	26.863	20.771	79.795	74.070
4	16:29:40.357	1:13.825	23.639	27.897	22.289	78.032	73.745	4	16:30:55.114	1:10.769	22.360	26.669	21.740	80.561	74.152
5	16:30:53.505	1:13.148	23.587	27.919	21.642	77.047	74.730	5	16:32:05.185	1:10.071	23.465	26.211	20.395	80.658	75.148
6	16:32:05.850	1:12.345	23.471	27.633	21.241	78.765	73.989	6	16:33:13.832	1:08.647	22.061	26.090	20.496	80.368	74.730
7	16:33:18.092	1:12.242	23.529	27.721	20.992	79.795	74.152	7	16:34:22.539	1:08.707	22.062	26.253	20.392	80.853	74.481
8	16:34:29.349	1:11.257	23.265	26.954	21.038	79.606	73.989	8	16:35:31.447	1:08.908	22.311	25.927	20.670	80.465	73.989
9	16:35:53.422	1:24.073	23.161	38.803	22.109	77.491	73.262	9	16:36:41.086	1:09.639	22.483	26.613	20.543	81.540	74.399
10	16:37:04.703	1:11.281	23.559	26.753	20.969	79.606	73.907	10	16:37:50.383	1:09.297	22.246	26.043	21.008	80.272	73.745
11	16:38:16.645	1:11.942	23.152	27.148	21.642	80.465	73.907								
(77) Ashleigh MORRIS															
1	16:24:28.244			32.716	25.032	75.064	50.118	1	16:24:30.248			33.190	26.033	76.870	47.527
2	16:26:39.220	2:10.976	40.079	53.505	37.392	37.637	37.469	2	16:26:41.166	2:10.918	40.765	53.204	36.949	38.746	37.448
3	16:28:22.857	1:43.637	42.758	39.324	21.555	77.313	73.907	3	16:28:24.936	1:43.770	43.264	38.749	21.757	78.488	74.070
4	16:29:37.660	1:14.803	24.486	28.288	22.029	77.671	73.907	4	16:29:37.970	1:13.034	24.109	27.171	21.754	80.081	74.647
5	16:30:54.277	1:16.617	24.424	29.434	22.759	76.345	74.316	5	16:30:52.549	1:14.579	24.399	28.840	21.340	76.870	74.234
6	16:32:08.937	1:14.660	24.876	28.342	21.442	77.761	74.152								
7	16:33:23.796	1:14.859	24.764	28.942	21.153	79.136	74.647								
8	16:34:38.138	1:14.342	24.513	28.328	21.501	78.305	74.234								
9	16:35:53.240	1:15.102	24.083	28.949	22.070	77.491	73.022								
10	16:37:05.931	1:12.691	24.685	27.121	20.885	80.176	73.826								
11	16:38:18.699	1:12.768	23.922	27.727	21.119	78.857	74.399								
(85) Gary CLARK															
1	16:24:30.697			33.483	26.471	75.742	45.807	1	16:24:30.697						
2	16:26:41.985	2:11.288	41.477	52.874	36.937	40.112	38.369	2	16:26:41.985	2:11.288	41.477	52.874	36.937	40.112	38.369
3	16:28:26.009	1:44.024	43.530	39.044	21.450	76.607	72.943	3	16:28:26.009	1:44.024	43.530	39.044	21.450	76.607	72.943
4	16:29:38.689	1:12.680	23.863	27.185	21.632	78.488	73.022	4	16:29:38.689	1:12.680	23.863	27.185	21.632	78.488	73.022
5	16:30:54.997	1:16.308	24.001	29.283	23.024	74.813	72.392	5	16:30:54.997	1:16.308	24.001	29.283	23.024	74.813	72.392
6	16:32:10.528	1:15.531	25.149	28.711	21.671	77.671	72.785	6	16:32:10.528	1:15.531	25.149	28.711	21.671	77.671	72.785
7	16:33:25.336	1:14.808	23.834	29.255	21.719	76.607	71.927	7	16:33:25.336	1:14.808	23.834	29.255	21.719	76.607	71.927
8	16:34:39.039	1:13.703	23.962	27.899	21.842	76.607	71.773	8	16:34:39.039	1:13.703	23.962	27.899	21.842	76.607	71.773
9	16:35:54.070	1:15.031	23.704	28.937	22.390	78.032	72.004	9	16:35:54.070	1:15.031	23.704	28.937	22.390	78.032	72.004
10	16:37:07.228	1:13.158	24.278	27.528	21.352	78.032	70.343	10	16:37:07.228	1:13.158	24.278	27.528	21.352	78.032	70.343
11	16:38:20.339	1:13.111	23.468	28.190	21.453	76.345	72.864	11	16:38:20.339	1:13.111	23.468	28.190	21.453	76.345	72.864
(88) Barry HOLMES															
1	16:24:34.430			34.851	27.151	78.032	45.589	1	16:24:34.430						
2	16:26:46.448	2:12.018	42.955	52.667	36.396	39.313	46.961	2	16:26:46.448	2:12.018	42.955	52.667	36.396	39.313	46.961
3	16:28:30.927	1:44.479	42.790	39.751	21.938	74.813	72.943	3	16:28:30.927	1:44.479	42.790	39.751	21.938	74.813	72.943
4	16:29:46.639	1:15.712	24.541	29.012	22.159	78.950	74.070	4	16:29:46.639	1:15.712	24.541	29.012	22.159	78.950	74.070
5	16:30:59.681	1:13.042	24.316	27.733	20.993	79.606	75.148	5	16:30:59.681	1:13.042	24.316	27.733	20.993	79.606	75.148
6	16:32:13.203	1:13.522	23.896	27.839	21.787	79.795	75.402	6	16:32:13.203	1:13.522	23.896	27.839	21.787	79.795	75.402
7	16:33:25.640	1:12.437	23.595	27.521	21.321	79.795	75.064	7	16:33:25.640	1:12.437	23.595	27.521	21.321	79.795	75.064
8	16:34:39.321	1:13.681	24.252	27.614	21.815	81.343	74.399	8	16:34:39.321	1:13.681	24.252	27.614	21.815	81.343	74.399
9	16:35:54.326	1:15.005	24.244	29.094	21.667	78.950	73.102	9	16:35:54.326	1:15.005	24.244	29.094	21.667	78.950	73.102
10	16:37:07.442	1:13.116	24.595	27.447	21.074	81.343	73.583	10	16:37:07.442	1:13.116	24.595	27.447	21.074	81.343	73.583
11	16:38:20.421	1:12.979	23.838	27.724	21.417	78.032	75.914	11	16:38:20.421	1:12.979	23.838	27.724	21.417	78.032	75.914

Clerk of the Course.

Sig : Time :
 Chief Timekeeper : Ian Sharp (SMART Timing)

Results available at www.smart-timing.co.uk and www.speedhive.com

Printed: 07/10/2018 16:42:38

Orbits

SMRC Season Finale

Lapchart

Celtic Speed Mini Cooper Cup

Knockhill 1.267 miles

Race 131- 3rd Race

07/10/2018 16:25

Race (11 Laps) started at 16:22:58

Competitors	Laps											
	1	2	3	4	5	6	7	8	9	10	11	
John DUNCAN (24)	1	24	24	24	24	24	91	91	91	91	91	91
Michael WEDDELL (7)	2	7	7	7	7	91	24	8	8	8	8	8
Hannah CHAPMAN (8)	3	8	8	8	8	8	24	24	24	24	24	24
David SLEIGH (5)	4	5	5	5	91	7	7	7	7	7	7	7
Dominic WHEATLEY (4)	5	4	4	4	5	5	5	4	4	4	4	4
Robbie DALGLEISH (91)	6	91	91	91	4	4	4	23	23	23	23	5
Ian MUNRO (23)	7	23	23	23	23	23	23	6	5	5	5	23
Josh HISLOP (6)	8	6	6	6	6	6	6	5	6	6	6	6
Ashleigh MORRIS (77)	9	77	77	77	11	11	11	11	11	11	11	11
Richard SUTHERLAND (11)	10	11	11	11	77	52	16	95	95	95	95	95
Ross WILKINSON (21)	11	21	21	21	52	95	95	16	16	81	81	21
Simon HOLDERNESS (52)	12	52	52	52	85	16	77	81	81	21	21	81
Gary CLARK (85)	13	85	85	85	16	77	55	55	55	55	55	55
Craig DILLON (16)	14	16	16	16	95	55	81	77	21	77	16	16
Fiona KINDNESS (55)	15	55	55	55	55	85	85	21	77	16	77	77
Craig BLAKE (95)	16	95	95	95	81	81	21	85	85	85	85	85
Barry HOLMES (88)	17	88	88	88	88	88	88	88	88	88	88	88
Colin BLAKE (26)	18	26	26	26	26	21	26	26	26	26	26	26
Douglas SIMPSON (81)	19	81	81	81	21	26	1	1	1	1	1	1
Mark GERAGHTY (1)	20	1	1	1	1	1						

Margin of Victory	Avg. Speed	Best Lap Tm	Best Speed	Best Lap by
2.621	57.690	1:07.770	67.299	91 - Robbie DALGLEISH

Clerk of the Course.

Orbits

Sig : Time :
 Chief Timekeeper : Ian Sharp (SMART Timing)

Results available at www.smart-timing.co.uk and www.speedhive.com



Celtic Speed Scottish Mini Cooper Newcomers Cup



Pos	Car No.	Name	Knockhill			Knockhill AC			Anglesay		Knockhill			Knockhill			Knockhill AC			Knockhill			Total	Diff	
			1	2	3	4	5	6	7	8	9	10	11	12	12a	14	15	16	17	18	19	20			
1	7	Michael WEDDELL	25	25	25	DQ	16	20	25	20	25	25	25	25	25	25	25	25	25	25	25	456			
2	21	Ross WILKINSON	16	20	20	25	20	16	14	16	16	14	14	14	14	16	16	20	14	20	20	14	16	341	-115
3	95	Craig BLAKE	DNF	16	16	20	25	25	20	25	20	16	20	20	20	20				16	20	20	319	-22	
4	16	Craig DILLON	20	DNF	12	DNF	14	14	16	DNF	14	20	16	16	12	DNF	DNF	16	16	16	14	16	14	230	-89
5	30	Gordon LONG									12	12	12	12	14	14	16	20	14				126	-104	
6	30	David LONG	14	12	10	16	12	12															76	-50	
7	10	Jake HUTCHISON	DNF	14	14	DNF	DNS	DNS															28	-48	

Celtic Speed Scottish Mini Cooper Ladies Cup



Pos	Car No.	Name	Knockhill			Knockhill AC			Anglesay		Knockhill			Knockhill			Knockhill AC			Knockhill			Total	Diff
			1	2	3	4	5	6	7	8	9	10	11	12	12a	14	15	16	17	18	19	20		
1	77	Ashleigh MORRIS	25	20	20	20	16	16	20	20	20	20	20	20	25	25	20	20	20	20	20	16	403	
2	8	Hannah CHAPMAN	DNF	25	25	25	25	25	25	DNF	25	25	25	25	25	DNF	DNF	25	25	25	25	25	400	-3
3	55	Fiona KINDNESS	20	16	16	DNF	20	20	16	25	16	16	16	16	16	20	DNF	16	16	16	16	20	317	-83



OFFICIAL FEEDER SERIES

Race Results

Bulletin No. _____



SMRC Season Finale

Sorted on Laps

Scottish Formula Ford 1600 Championship

Knockhill 1.267 miles

Race 14 - 2nd Race

07/10/2018 16:50

Race (14 Laps) started at 16:49:19

Pos	No.	Name	Make/Model	CC	Class Code	Laps	Total Tm	Diff	Best Tm	In Lap	2nd Best
1	1	Ross MARTIN	Ray GR17	1600	FFA	14	16:40.823		1:01.472	13	1:01.515
2	70	Gary SYKES	Ray GR10	1600	FFA	14	16:45.469	4.646	1:02.642	7	1:02.877
3	33	Jordan GRONKOWSKI	Van Diemen JL012K	1600	FFA	14	16:45.695	4.872	1:02.390	3	1:02.462
4	18	Michael MacPHERSON	Ray GR14	1600	Guest	14	16:46.466	5.643	1:02.976	7	1:03.037
5	3	Neil BROOME	Ray GR17	1600	FFA	14	16:47.061	6.238	1:02.781	7	1:02.954
6	29	Ross HOWE	Van Diemen RF99	1600	FFA	14	16:48.652	7.829	1:03.495	14	1:03.924
7	92	Matthew CHISHOLM	Van Diemen RF00	1600	FFA	14	16:52.004	11.181	1:03.603	8	1:03.811
8	88	Sebastian MELROSE	Ray GR18	1600	FFA	14	16:54.902	14.079	1:02.815	9	1:02.895
9	77	Fraser GRAY	Ray GR14	1600	FFA	14	17:04.090	23.267	1:04.209	7	1:04.265
Not classified											
DNF	9	Logan HANNAH	Ray GR10	1600	Guest	10	15:54.637	DNF	1:04.926	7	1:06.271

Announcements

Race distance increased to 14 Laps - 2 Laps completed behind the Safety Car.

Margin of Victory	Avg. Speed	Best Lap Tm	Best Speed	Best Lap by
4.646	63.799	1:01.472	74.194	1 - Ross MARTIN

Clerk of the Course.

Orbits

Sig : Time :
Chief Timekeeper : Ian Sharp (SMART Timing)

Results available at www.smart-timing.co.uk and www.speedhive.com

Printed: 07/10/2018 17:10:05



SMRC Season Finale

Scottish Formula Ford 1600 Championship

Knockhill 1.267 miles

Race 14 - 2nd Race

07/10/2018 16:50

Race (14 Laps) started at 16:49:19

Lap	Time of Day	Lap Tm	S1	S2	S3	S3Spd	SFSpd	Lap	Time of Day	Lap Tm	S1	S2	S3	S3Spd	SFSpd
(1) Ross MARTIN								(29) Ross HOWE							
1	16:50:25.353			24.164	18.475	95.188	89.957	9	16:59:06.933	1:03.667	20.450	24.908	18.309	95.868	90.442
2	16:51:27.499	1:02.146	20.062	23.843	18.241	96.005	90.564	10	17:00:16.470	1:09.537	22.976	26.046	20.515	88.767	89.477
3	16:52:29.397	1:01.898	20.013	23.827	18.058	96.281	90.932	11	17:02:07.123	1:50.653	23.650	50.475	36.528	37.957	43.295
4	16:53:31.273	1:01.876	19.951	23.842	18.083	96.836	91.303	12	17:03:59.979	1:52.856	36.411	56.956	19.489	70.789	92.054
5	16:54:33.174	1:01.901	20.238	23.555	18.108	96.836	90.932	13	17:05:03.784	1:03.805	20.895	24.587	18.323	97.257	91.552
6	16:55:34.689	1:01.515	20.001	23.620	17.894	97.257	91.303	14	17:06:06.738	1:02.954	20.509	24.171	18.274	98.111	91.928
7	16:56:36.242	1:01.553	19.996	23.662	17.895	97.682	91.179	(92) Matthew CHISHOLM							
8	16:57:37.856	1:01.614	19.819	23.667	18.128	96.836	90.809	1	16:50:30.640			25.587	19.118	94.518	90.077
9	16:58:39.565	1:01.709	19.895	23.721	18.093	96.419	91.427	2	16:51:36.677	1:06.037	21.411	25.681	18.945	95.459	90.809
10	16:59:49.845	1:10.280	20.701	25.401	24.178	80.081	39.336	3	16:52:41.352	1:04.675	20.733	25.213	18.729	95.188	90.686
11	17:02:03.525	2:13.680	45.461	51.374	36.845	34.134	42.180	4	16:53:45.724	1:04.372	20.615	25.089	18.668	95.323	90.320
12	17:03:57.457	1:53.932	37.065	57.860	19.007	71.467	90.932	5	16:54:49.703	1:03.979	20.632	24.794	18.553	95.731	91.055
13	17:04:58.929	1:01.472	19.841	23.682	17.949	96.697	90.932	6	16:55:54.661	1:04.958	20.842	25.286	18.830	95.731	91.303
14	17:06:00.500	1:01.571	19.904	23.670	17.997	97.257	91.427	7	16:56:58.897	1:04.236	20.629	24.826	18.781	96.143	91.552
(70) Gary SYKES								8	16:58:02.821	1:03.924	20.428	24.855	18.641	95.731	91.055
1	16:50:28.037			24.892	18.825	94.385	88.767	9	16:59:08.177	1:05.356	20.564	25.626	19.166	95.323	88.068
2	16:51:31.486	1:03.449	20.448	24.574	18.427	94.518	89.477	10	17:00:17.400	1:09.223	22.169	26.536	20.518	94.919	83.054
3	16:52:35.514	1:04.028	20.333	24.935	18.760	94.518	90.564	11	17:02:07.929	1:50.529	23.354	51.188	35.987	38.679	43.379
4	16:53:39.367	1:03.853	20.516	24.424	18.913	95.188	89.477	12	17:04:00.650	1:52.721	36.379	56.868	19.474	72.706	92.054
5	16:54:42.366	1:02.999	20.212	24.371	18.416	95.731	89.836	13	17:05:04.834	1:04.184	20.919	24.824	18.441	96.697	91.802
6	16:55:46.124	1:03.758	21.001	24.407	18.350	96.005	90.320	14	17:06:08.329	1:03.495	20.606	24.470	18.419	97.824	92.054
7	16:56:48.766	1:02.642	20.119	24.231	18.292	96.281	90.320	(92) Matthew CHISHOLM							
8	16:57:52.820	1:04.054	20.315	24.905	18.834	94.785	91.303	1	16:50:34.801			26.587	19.245	92.562	90.077
9	16:58:55.876	1:03.056	20.256	24.408	18.392	96.005	90.198	2	16:51:40.721	1:05.920	21.435	25.294	19.191	95.323	90.564
10	17:00:00.116	1:04.240	21.040	24.669	18.531	95.868	90.564	3	16:52:46.876	1:06.155	22.108	25.245	18.802	93.988	90.564
11	17:02:05.138	2:05.022	37.040	51.716	36.266	47.326	5	16:53:51.414	1:04.538	20.924	24.855	18.759	95.053	90.320	
12	17:03:58.683	1:53.545	36.846	57.277	19.422	70.714	90.198	4	16:54:55.517	1:04.103	20.748	24.634	18.721	95.731	90.442
13	17:05:01.560	1:02.877	20.534	24.156	18.187	96.005	90.442	6	16:55:59.603	1:04.086	20.528	25.023	18.535	95.731	90.198
14	17:06:05.146	1:03.586	20.857	24.522	18.207	95.868	90.932	7	16:57:03.414	1:03.811	20.797	24.697	18.317	96.281	91.427
(33) Jordan GRONKOWSKI								8	16:58:07.017	1:03.603	20.758	24.500	18.345	96.005	91.179
1	16:50:30.872			25.234	18.999	94.919	90.198	9	16:59:12.249	1:05.232	20.386	24.643	20.203	96.281	71.543
2	16:51:34.097	1:03.225			18.391	95.731	89.596	10	17:00:20.696	1:08.447	23.304	25.948	19.195	90.198	89.836
3	16:52:36.487	1:02.390	20.256	23.765	18.369	96.558	90.442	11	17:02:10.565	1:49.869	22.802	51.171	35.896	39.638	47.900
4	16:53:39.917	1:03.430	20.381	24.107	18.942	97.117	89.836	12	17:04:02.342	1:51.777	36.108	55.834	19.835	70.343	91.303
5	16:54:42.681	1:02.764	20.596	23.996	18.172	96.976	90.809	13	17:05:07.178	1:04.836	21.263	24.972	18.601	95.595	90.809
6	16:55:46.751	1:04.070	21.255	24.452	18.363	97.540	89.957	14	17:06:11.681	1:04.503	20.867	25.143	18.493	96.143	91.055
7	16:56:49.213	1:02.462	20.157	24.025	18.280	94.518	90.809	(88) Sebastian MELROSE							
8	16:57:52.985	1:03.772	20.362	24.597	18.813	96.836	92.690	1	16:50:46.998			24.616	18.446	95.053	89.716
9	16:58:56.384	1:03.399	21.099	24.116	18.184	97.399	89.716	2	16:51:50.382	1:03.384	20.505	24.538	18.341	94.919	90.442
10	17:00:01.250	1:04.866	21.559	24.836	18.471	96.281	90.442	3	16:52:53.399	1:03.017	20.528	24.116	18.373	96.143	90.686
11	17:02:05.771	2:04.521	36.449	51.837	36.235	35.043	48.348	4	16:53:56.434	1:03.035	20.469	24.271	18.295	96.697	90.442
12	17:03:59.324	1:53.553	36.657	57.309	19.587	69.254	89.716	5	16:55:00.673	1:04.239	20.290	25.654	18.295	94.651	90.442
13	17:05:01.986	1:02.662	20.384	24.193	18.085	97.540	91.303	6	16:56:06.089	1:05.416	20.416	26.711	18.289	96.558	90.932
14	17:06:05.372	1:03.386			18.116	98.254	92.054	7	16:57:09.150	1:03.061	20.412	24.514	18.135	96.697	90.809
(18) Michael MacPHERSON								8	16:58:12.045	1:02.895	20.588	24.121	18.186	97.257	91.055
1	16:50:28.436			24.678	18.725	96.005	89.716	9	16:59:14.860	1:02.815	20.367	23.955	18.493	96.976	90.564
2	16:51:32.160	1:03.724	20.860	24.384	18.480	96.558	89.836	10	17:00:22.648	1:07.788	22.685	25.420	19.683	93.595	90.809
3	16:52:35.643	1:03.483	20.770	24.059	18.654	97.967	91.677	11	17:02:11.715	1:49.067	21.777	51.143	36.147	41.708	51.032
4	16:53:39.675	1:04.032	20.643	24.298	19.091	96.281	90.198	12	17:04:03.323	1:51.608	35.816	55.735	20.057	71.239	90.686
5	16:54:43.408	1:03.733	21.002	24.445	18.286	97.682	90.320	13	17:05:07.491	1:04.168	21.071	24.490	18.607	97.540	90.564
6	16:55:47.370	1:03.962	20.801	24.642	18.519	97.824	90.686	14	17:06:14.579	1:07.088	21.388	25.490	20.210	97.399	49.636
7	16:56:50.346	1:02.976	20.730	24.080	18.166	97.682	90.442	(77) Fraser GRAY							
8	16:57:53.922	1:03.576	20.940	24.271	18.365	96.836	90.442	1	16:50:32.318			25.851	19.374	91.928	89.596
9	16:58:57.671	1:03.749	20.754	24.088	18.907	97.824	90.320	2	16:51:38.615	1:06.297	21.834	25.468	18.995	94.518	90.442
10	17:00:05.421	1:07.750	22.406	25.527	19.817	96.976	90.442	3	16:52:43.221	1:04.606	21.169	24.455	18.982	95.459	89.716
11	17:02:06.278	2:00.857	32.565	52.114	36.178	34.663	45.160	4	16:53:47.828	1:04.607	21.193	24.564	18.850	95.595	89.836
12	17:03:59.672	1:53.394	36.563	57.372	19.459	69.614	90.809	5	16:54:52.549	1:04.721	21.094	24.906	18.721	95.731	90.198
13	17:05:03.106	1:03.434	20.638	24.369	18.427	97.257	91.179	6	16:55:57						

SMRC Season Finale

Scottish Formula Ford 1600 Championship

Knockhill 1.267 miles

Race 14 - 2nd Race

07/10/2018 16:50

Race (14 Laps) started at 16:49:19

Lap	Time of Day	Lap Tm	S1	S2	S3	S3Spd	SFSpd	Lap	Time of Day	Lap Tm	S1	S2	S3	S3Spd	SFSpd
3	16:52:48.273	1:08.061	22.918	25.411	19.732	91.677	88.068								
4	16:53:54.544	1:06.271	21.312	25.349	19.610	94.785	88.532								
5	16:55:02.031	1:07.487	21.094	27.343	19.050	93.205	87.153								
6	16:56:09.073	1:07.042	21.832	25.595	19.615	95.595	88.416								
7	16:57:13.999	1:04.926	20.871	24.949	19.106	95.868	88.532								
8	17:01:52.050	4:38.051	20.738	24.966	3:52.347	95.323	28.988								
9	17:04:06.843	2:14.793	1:14.546	39.030	21.217	68.199	87.040								
10	17:05:14.314	1:07.471	21.703	25.518	20.250	95.595	88.299								

Clerk of the Course.

Sig : Time :
 Chief Timekeeper : Ian Sharp (SMART Timing)

Results available at www.smart-timing.co.uk and www.speedhive.com

Orbits



SMRC Season Finale

Lapchart

Scottish Formula Ford 1600 Championship

Knockhill 1.267 miles

Race 14 - 2nd Race

07/10/2018 16:50

Race (14 Laps) started at 16:49:19

Competitors	Laps													
	1	2	3	4	5	6	7	8	9	10	11	12	13	14
Ross MARTIN (1)	1	1	1	1	1	1	1	1	1	1	1	1	1	1
Gary SYKES (70)	2	70	70	70	70	70	70	70	70	70	70	70	70	70
Michael MacPHERSON (18)	3	18	18	18	18	33	33	33	33	33	33	33	33	33
Ross HOWE (29)	4	29	33	33	33	18	18	18	18	18	18	18	18	18
Jordan GRONKOWSKI (33)	5	33	29	29	29	29	29	29	3	3	3	3	3	3
Fraser GRAY (77)	6	77	77	77	77	77	3	3	3	29	29	29	29	29
Logan HANNAH (9)	7	9	9	3	3	3	77	77	77	77	77	77	77	92
Neil BROOME (3)	8	3	3	92	92	92	92	92	92	92	92	92	92	88
Matthew CHISHOLM (92)	9	92	92	9	9	88	88	88	88	88	88	88	88	77
Sebastian MELROSE (88)	10	88	88	88	88	9	9	9	9	9	9	9	9	9

Margin of Victory	Avg. Speed	Best Lap Tm	Best Speed	Best Lap by
4.646	63.799	1:01.472	74.194	1 - Ross MARTIN

Clerk of the Course.

Orbits

Sig : Time :
 Chief Timekeeper : Ian Sharp (SMART Timing)

Results available at www.smart-timing.co.uk and www.speedhive.com

Printed: 07/10/2018 17:10:52



Scottish Formula Ford 1600 Championship



Pos	Car No.	Name	Class	Knockhill	8th April	Knockhill AC	6th May	Knockhill	1st July	Knockhill	4th-5th August		Knockhill AC	16th September	Knockhill	7th October	Total	Diff
				1	2	3	4	5	6	7	8	9	10	11	12	12a		
1	1	Ross MARTIN		26	26	25	26	26	26	25	26	25	26	26	25	26	334	
2	88	Sebastian MELROSE		20	20	21	20	DNF	20	16	7	12	12	20	20	9	197	-137
3	33	Jordan GRONKOWSKI		DNF	16	16	16	DNF	DNS	21	20	21	16	16	1	16	159	-38
4	70	Gary SYKES		10	10	14	NC	DNF	10	12	14	10	20	14	16	20	150	-9
5	92	Matthew CHISHOLM		14	12	6	8	16	16	14	12	14	8	9	DNF	10	139	-11
6	3	Neil BROOME		16	14	7	10	20	12				14	12	NC	14	119	-20
7	78	James CLARKE		9	7	12	14	14	14	10	16	16					112	-7
8	30	Stephen BARLOW		12	9	8	9	DNF	9	8	9	9	9	10			92	-20
9	29	Ross HOWE		DNF	DNF	9	12			9	10	7	10	DNF	14	12	83	-9
10	77	Fraser GRAY		8	8			12	8	7	8	8			12	8	79	-4
11	50	Jamie THORBURN				10	7										17	-62