

BTRDA Rallycross Championship

Round 2 – Blyton Park

27th June 2020



S.M.A.R.T

Scottish Motorsports Automatic Race Timing

Ravenslea, Melrose Road, Galashiels, TD1 2AT

Telephone : 01896 – 752447



BTRDA Clubmans Rallycross - Round 2

Sorted on Laps

All Classes	Blyton 0.808 miles	
Race 1 - Production 4x4 - Heat 1	27/06/2021 10:30	
Race (4 Laps) started at 10:21:05		

Pos	No.	Name	Make/Model	CC	Class	Laps	Total Tm	Diff	Best Tm	In Lap	Best Speed
1	193	Christopher BAKER	Subaru Impreza	2000T	P4	4	4:12.475		1:03.744	2	45.621
2	113	Dan BEATTIE	Subaru Impreza	2000T	P4	4	4:15.918	3.443	1:02.735	3	46.355
3	11	Paul DAVIS	Subaru Impreza Sti	2000T	P4	4	4:46.832	34.357	1:12.301	2	40.222
Not classified											
DNS	295	Aaron SHAW	Subaru Impreza WRX	2000T	P4			DNS		0	-

Margin of Victory	Avg. Speed	Best Lap Tm	Best Speed	Best Lap by
3.443	46.073	1:02.735	46.355	113 - Dan BEATTIE

Clerk of the Course	Orbits
Sig : Rod Stanniland Time : Chief Timekeeper : Alan Sharp (SMART Timing) Results available at www.smart-timing.co.uk and www.speedhive.com Printed: 29/06/2021 20:21:47	 

BTRDA Clubmans Rallycross - Round 2

All Classes

Blyton 0.808 miles

Race 1 - Production 4x4 - Heat 1

27/06/2021 10:30

Race (4 Laps) started at 10:21:05

Lap	Lap Tm	Diff	Time of Day
(193) Christopher BAKER			
1			10:22:06.356
2	1:03.744		10:23:10.100
3	1:03.753	+0.009	10:24:13.853
4	1:04.132	+0.388	10:25:17.985
(113) Dan BEATTIE			
1			10:22:08.521
2	1:04.352	+1.617	10:23:12.873
3	1:02.735		10:24:15.608
4	1:05.820	+3.085	10:25:21.428
(11) Paul DAVIS			
1			10:22:14.324
2	1:12.301		10:23:26.625
3	1:12.824	+0.523	10:24:39.449
4	1:12.893	+0.592	10:25:52.342

Lap Lap Tm Diff Time of Day

Lap Lap Tm Diff Time of Day

Clerk of the Course

Sig : Rod Stanniland Time :

Chief Timekeeper : Alan Sharp (SMART Timing)

Results available at www.smart-timing.co.uk and www.speedhive.com

Printed: 29/06/2021 20:22:40

Orbits



BTRDA Clubmans Rallycross - Round 2

Lapchart

All Classes

Blyton 0.808 miles

Race 1 - Production 4x4 - Heat 1

27/06/2021 10:30

Race (4 Laps) started at 10:21:05



Competitors		Laps			
		1	2	3	4
Christopher BAKER (193)	1	193	193	193	193
Dan BEATTIE (113)	2	113	113	113	113
Paul DAVIS (11)	3	11	11	11	11
-	4				

Clerk of the Course

Sig : Rod Stanniland Time :

Chief Timekeeper : Alan Sharp (SMART Timing)

Results available at www.smart-timing.co.uk and www.speedhive.com

Printed: 29/06/2021 20:23:03

Orbits



BTRDA Clubmans Rallycross - Round 2

All Classes

Blyton 0.808 miles

Production 4x4

Pos	No.	Name	R1. Total Tm	R1.	M2. Total Tm	M3. Total Tm	Total points
1	193	Christopher BAKER	4:12.475	1			1
2	113	Dan BEATTIE	4:15.918	2			2
3	11	Paul DAVIS	4:46.832	3			3
DNS	295	Aaron SHAW		90			90

Clerk of the Course

Sig : Rod Stanniland Time :

Chief Timekeeper : Alan Sharp (SMART Timing)

Results available at www.smart-timing.co.uk and www.speedhive.com

Printed: 29/06/2021 20:27:42

Orbits

BTRDA Clubmans Rallycross - Round 2

Sorted on Laps

All Classes

Blyton 0.808 miles

Race 2 - Production - Heat 1a

27/06/2021 10:37

Race (4 Laps) started at 10:33:12

Pos	No.	Name	Make/Model	CC	Class	Laps	Total Tm	Diff	Best Tm	In Lap	Best Speed
1	151	Maciek FLORCZAK	Peugeot 106 GTi	1600 16v	PC B	4	4:28.390		1:05.973	3	44.080
2	1	Dale FORD	Citroen Saxo VTS	1600 16v	PC B	4	4:29.119	0.729	1:07.040	2	43.378
3	7	Charley MORONEY	Citroen Saxo VTS	1600 16v	PC B	4	4:36.200	7.810	1:08.917	3	42.197
4	100	Mark HENRY	Alfa Romeo 147	1600	PC B	4	4:47.391	19.001	1:06.116	2	43.985
5	606	Samual NOYE	Citroen Saxo VTS	1600 16V	PC B	4	4:54.576	26.186	1:10.985	3	40.968
6	259	Chris COULTHREAD	Citroen C2 VTS	1600 16v	PC B	4	4:59.883	31.493	1:14.220	4	39.182
Not classified											
DNF	67	Ryan RANDALL	Renault Clio 197	2000	PC C	2	2:21.780	DNF	1:11.572	2	40.632

Margin of Victory	Avg. Speed	Best Lap Tm	Best Speed	Best Lap by
0.729	43.341	1:05.973	44.080	151 - Maciek FLORCZAK

Clerk of the Course

Orbits

Sig : Rod Stanniland Time :

Chief Timekeeper : Alan Sharp (SMART Timing)

Results available at www.smart-timing.co.uk and www.speedhive.com

Printed: 29/06/2021 22:08:08

BTRDA Clubmans Rallycross - Round 2

All Classes

Blyton 0.808 miles

Race 2 - Production - Heat 1a

27/06/2021 10:37

Race (4 Laps) started at 10:33:12

Lap	Lap Tm	Diff	Time of Day
(151) Maciek FLORCZAK			
1			10:34:19.282
2	1:07.207	+1.234	10:35:26.489
3	1:05.973		10:36:32.462
4	1:08.463	+2.490	10:37:40.925

(1) Dale FORD			
1			10:34:20.323
2	1:07.040		10:35:27.363
3	1:07.165	+0.125	10:36:34.528
4	1:07.126	+0.086	10:37:41.654

(7) Charley MORONEY			
1			10:34:19.645
2	1:09.681	+0.764	10:35:29.326
3	1:08.917		10:36:38.243
4	1:10.492	+1.575	10:37:48.735

(100) Mark HENRY			
1			10:34:27.701
2	1:06.116		10:35:33.817
3	1:13.286	+7.170	10:36:47.103
4	1:12.823	+6.707	10:37:59.926

(606) Samuel NOYE			
1			10:34:29.077
2	1:11.017	+0.032	10:35:40.094
3	1:10.985		10:36:51.079
4	1:16.032	+5.047	10:38:07.111

(259) Chris COULTHREAD			
1			10:34:28.314
2	1:14.877	+0.657	10:35:43.191
3	1:15.007	+0.787	10:36:58.198
4	1:14.220		10:38:12.418

(67) Ryan RANDALL			
1			10:34:22.743
2	1:11.572		10:35:34.315

Clerk of the Course

Sig : Rod Stanniland Time :

Chief Timekeeper : Alan Sharp (SMART Timing)

Results available at www.smart-timing.co.uk and www.speedhive.com

Printed: 29/06/2021 22:08:59

Orbits

BTRDA Clubmans Rallycross - Round 2

Lapchart

All Classes

Blyton 0.808 miles

Race 2 - Production - Heat 1a

27/06/2021 10:37

Race (4 Laps) started at 10:33:12



Competitors		Laps			
		1	2	3	4
Maciek FLORCZAK (151)	1	151	151	151	151
Charley MORONEY (7)	2	7	1	1	1
Dale FORD (1)	3	1	7	7	7
Ryan RANDALL (67)	4	67	100	100	100
Mark HENRY (100)	5	100	67	606	606
Chris COULTHREAD (259)	6	259	606	259	259
Samual NOYE (606)	7	606	259		

Clerk of the Course

Sig : Rod Stanniland Time :

Chief Timekeeper : Alan Sharp (SMART Timing)

Results available at www.smart-timing.co.uk and www.speedhive.com

Printed: 29/06/2021 22:09:21

Orbits

BTRDA Clubmans Rallycross - Round 2

Sorted on Laps

All Classes

Blyton 0.808 miles

Race 3 - Production - Heat 1B

27/06/2021 10:44

Race (4 Laps) started at 10:41:56

Pos	No.	Name	Make/Model	CC	Class	Laps	Total Tm	Diff	Best Tm	In Lap	Best Speed
1	218	David WAPPAT	Honda Civic Type R	2000	PC C	4	4:34.593		1:07.882	3	42.840
2	64	Karl JARVIS	Citroen Saxo VTS	1600 16v	PC B	4	4:36.962	2.369	1:04.359	3	45.185
3	201	James AVISON	Ford Focus	2000	PC C	4	4:38.337	3.744	1:09.956	3	41.570
4	515	Matt READ	Vauxhall Corsa	1800	PC C	4	4:48.051	13.458	1:10.459	3	41.273
5	212	Simon COFIELD	Peugeot 206 GTi	2000	PC C	4	4:48.852	14.259	1:10.571	3	41.208

Margin of Victory	Avg. Speed	Best Lap Tm	Best Speed	Best Lap by
2.369	42.362	1:04.359	45.185	64 - Karl JARVIS

Clerk of the Course

Orbits

Sig : Rod Stanniland Time :

Chief Timekeeper : Alan Sharp (SMART Timing)

Results available at www.smart-timing.co.uk and www.speedhive.com

Printed: 29/06/2021 22:09:43

BTRDA Clubmans Rallycross - Round 2

All Classes

Blyton 0.808 miles

Race 3 - Production - Heat 1B

27/06/2021 10:44

Race (4 Laps) started at 10:41:56

Lap	Lap Tm	Diff	Time of Day
(218) David WAPPAT			
1			10:43:04.051
2	1:09.791	+1.909	10:44:13.842
3	1:07.882		10:45:21.724
4	1:09.194	+1.312	10:46:30.918
(64) Karl JARVIS			
1			10:43:04.441
2	1:15.339	+10.980	10:44:19.780
3	1:04.359		10:45:24.139
4	1:09.148	+4.789	10:46:33.287
(201) James AVISON			
1			10:43:03.516
2	1:10.818	+0.862	10:44:14.334
3	1:09.956		10:45:24.290
4	1:10.372	+0.416	10:46:34.662
(515) Matt READ			
1			10:43:08.947
2	1:11.388	+0.929	10:44:20.335
3	1:10.459		10:45:30.794
4	1:13.582	+3.123	10:46:44.376
(212) Simon COFIELD			
1			10:43:06.876
2	1:14.169	+3.598	10:44:21.045
3	1:10.571		10:45:31.616
4	1:13.561	+2.990	10:46:45.177

Lap Lap Tm Diff Time of Day

Lap Lap Tm Diff Time of Day

Clerk of the Course

Sig : Rod Stanniland Time :

Chief Timekeeper : Alan Sharp (SMART Timing)

Results available at www.smart-timing.co.uk and www.speedhive.com

Printed: 29/06/2021 22:10:06

Orbits

BTRDA Clubmans Rallycross - Round 2

Lapchart

All Classes

Blyton 0.808 miles

Race 3 - Production - Heat 1B

27/06/2021 10:44

Race (4 Laps) started at 10:41:56



Competitors		Laps			
		1	2	3	4
James AVISON (201)	1	201	218	218	218
David WAPPAT (218)	2	218	201	64	64
Karl JARVIS (64)	3	64	64	201	201
Simon COFIELD (212)	4	212	515	515	515
Matt READ (515)	5	515	212	212	212

Clerk of the Course

Sig : Rod Stanniland Time :

Chief Timekeeper : Alan Sharp (SMART Timing)

Results available at www.smart-timing.co.uk and www.speedhive.com

Printed: 29/06/2021 22:10:34

Orbits

BTRDA Clubmans Rallycross - Round 2

Sorted on Laps

All Classes

Blyton 0.808 miles

Race 4 - Production - Heat 1C

27/06/2021 10:51

Race (4 Laps) started at 10:52:13

Pos	No.	Name	Make/Model	CC	Class	Laps	Total Tm	Diff	Best Tm	In Lap	Best Speed
1	605	James ORTON	Peugeot 106 GTi	1600 16v	PC B	4	4:27.486		1:06.862	3	43.494
2	80	Harry VAULKHARD	Citroen Saxo VTS	1600 16v	PC B	4	4:28.211	0.725	1:04.683	4	44.959
3	77	Mike DRESSER	Honda Civic Type R	2000	PC C	4	4:32.724	5.238	1:06.683	4	43.611
4	746	Hamish GILFILLAN	Vauxhall Corsa	1600 16v	PC B	4	4:40.581	13.095	1:10.112	2	41.478
5	888	Chris GILBERT	Citroen C2 VTS	1600 16v	PC B	4	4:47.240	19.754	1:11.487	4	40.680
6	666	Stephen GREENWOOD	Ford Ka	1600 8v	PC A	4	4:50.143	22.657	1:11.381	3	40.740

Margin of Victory	Avg. Speed	Best Lap Tm	Best Speed	Best Lap by
0.725	43.488	1:04.683	44.959	80 - Harry VAULKHARD

Clerk of the Course

Orbits

Sig : Rod Stanniland Time :

Chief Timekeeper : Alan Sharp (SMART Timing)

Results available at www.smart-timing.co.uk and www.speedhive.com

Printed: 29/06/2021 22:10:57

BTRDA Clubmans Rallycross - Round 2

All Classes

Blyton 0.808 miles

Race 4 - Production - Heat 1C

27/06/2021 10:51

Race (4 Laps) started at 10:52:13

Lap	Lap Tm	Diff	Time of Day
(605) James ORTON			
1			10:53:19.434
2	1:07.709	+0.847	10:54:27.143
3	1:06.862		10:55:34.005
4	1:07.073	+0.211	10:56:41.078
(80) Harry VAULKHARD			
1			10:53:22.822
2	1:07.624	+2.941	10:54:30.446
3	1:06.674	+1.991	10:55:37.120
4	1:04.683		10:56:41.803
(77) Mike DRESSER			
1			10:53:21.550
2	1:07.878	+1.195	10:54:29.428
3	1:10.205	+3.522	10:55:39.633
4	1:06.683		10:56:46.316
(746) Hamish GILFILLAN			
1			10:53:22.412
2	1:10.112		10:54:32.524
3	1:10.352	+0.240	10:55:42.876
4	1:11.297	+1.185	10:56:54.173
(888) Chris GILBERT			
1			10:53:24.795
2	1:11.886	+0.399	10:54:36.681
3	1:12.664	+1.177	10:55:49.345
4	1:11.487		10:57:00.832
(666) Stephen GREENWOOD			
1			10:53:29.328
2	1:11.746	+0.365	10:54:41.074
3	1:11.381		10:55:52.455
4	1:11.280	-0.101	10:57:03.735

Lap Lap Tm Diff Time of Day

Lap Lap Tm Diff Time of Day

Clerk of the Course

Sig : Rod Stanniland Time :

Chief Timekeeper : Alan Sharp (SMART Timing)

Results available at www.smart-timing.co.uk and www.speedhive.com

Printed: 29/06/2021 22:11:19

Orbits

BTRDA Clubmans Rallycross - Round 2

Lapchart

All Classes

Blyton 0.808 miles

Race 4 - Production - Heat 1C

27/06/2021 10:51

Race (4 Laps) started at 10:52:13



Competitors		Laps			
		1	2	3	4
James ORTON (605)	1	605	605	605	605
Mike DRESSER (77)	2	77	77	80	80
Hamish GILFILLAN (746)	3	746	80	77	77
Harry VAULKHARD (80)	4	80	746	746	746
Chris GILBERT (888)	5	888	888	888	888
Stephen GREENWOOD (666)	6	666	666	666	666

Clerk of the Course

Sig : Rod Stanniland Time :

Chief Timekeeper : Alan Sharp (SMART Timing)

Results available at www.smart-timing.co.uk and www.speedhive.com

Printed: 29/06/2021 22:11:44

Orbits

BTRDA Clubmans Rallycross - Round 2

All Classes

Blyton 0.808 miles

Production - Points

Pos	No.	Name	M1. Total Tm	M1.	M2. Total Tm	M3. Total Tm	Total points
1	605	James ORTON	4:27.486	1			1
2	80	Harry VAULKHARD	4:28.211	2			2
3	151	Maciek FLORCZAK	4:28.390	3			3
4	1	Dale FORD	4:29.119	4			4
5	77	Mike DRESSER	4:32.724	5			5
6	218	David WAPPAT	4:34.593	6			6
7	7	Charley MORONEY	4:36.200	7			7
8	64	Karl JARVIS	4:36.962	8			8
9	201	James AVISON	4:38.337	9			9
10	746	Hamish GILFILLAN	4:40.581	10			10
11	888	Chris GILBERT	4:47.240	11			11
12	100	Mark HENRY	4:47.391	12			12
13	515	Matt READ	4:48.051	13			13
14	212	Simon COFIELD	4:48.852	14			14
15	666	Stephen GREENWOOD	4:50.143	15			15
16	606	Samual NOYE	4:54.576	16			16
17	259	Chris COULTHREAD	4:59.883	17			17
DNF	67	Ryan RANDALL		80			80

Clerk of the Course

Sig : Rod Stanniland Time :

Chief Timekeeper : Alan Sharp (SMART Timing)

Results available at www.smart-timing.co.uk and www.speedhive.com

Printed: 29/06/2021 22:14:52

Orbits

BTRDA Clubmans Rallycross - Round 2

Sorted on Laps

All Classes

Blyton 0.808 miles

Race 5 - Super Modified - Heat 1A

27/06/2021 10:58

Race (4 Laps) started at 11:01:01

Pos	No.	Name	Make/Model	CC	Class	Laps	Total Tm	Diff	Best Tm	In Lap	Best Speed
1	39	Fred LING	Ford Fiesta ST150	2000	SM 2	4	4:05.997		1:01.571	3	47.231
2	219	Gary COOK	Ford Fiesta Mk6	2000	SM 2	4	4:10.795	4.798	1:00.890	3	47.760
3	47	Chris LANGLEY	Ford Focus RWD	2000T	SM 3	4	4:16.582	10.585	1:03.372	2	45.889
4	527	Peter WHARTON Snr	Peugeot 106 GTi	2000	SM 2	4	4:26.111	20.114	1:06.318	2	43.851

Margin of Victory	Avg. Speed	Best Lap Tm	Best Speed	Best Lap by
4.798	47.286	1:00.890	47.760	219 - Gary COOK

Clerk of the Course

Orbits

Sig : Rod Stanniland Time :

Chief Timekeeper : Alan Sharp (SMART Timing)

Results available at www.smart-timing.co.uk and www.speedhive.com

Printed: 29/06/2021 22:35:15

BTRDA Clubmans Rallycross - Round 2

All Classes

Blyton 0.808 miles

Race 5 - Super Modified - Heat 1A

27/06/2021 10:58

Race (4 Laps) started at 11:01:01

Lap	Lap Tm	Diff	Time of Day
(39) Fred LING			
1			11:02:01.367
2	1:02.424	+0.853	11:03:03.791
3	1:01.571		11:04:05.362
4	1:02.163	+0.592	11:05:07.525
(219) Gary COOK			
1			11:02:03.869
2	1:04.794	+3.904	11:03:08.663
3	1:00.890		11:04:09.553
4	1:02.770	+1.880	11:05:12.323
(47) Chris LANGLEY			
1			11:02:06.434
2	1:03.372		11:03:09.806
3	1:04.146	+0.774	11:04:13.952
4	1:04.158	+0.786	11:05:18.110
(527) Peter WHARTON Snr			
1			11:02:07.360
2	1:06.318		11:03:13.678
3	1:07.508	+1.190	11:04:21.186
4	1:06.453	+0.135	11:05:27.639

Lap Lap Tm Diff Time of Day

Lap Lap Tm Diff Time of Day

Clerk of the Course

Sig : Rod Stanniland Time :

Chief Timekeeper : Alan Sharp (SMART Timing)

Results available at www.smart-timing.co.uk and www.speedhive.com

Printed: 29/06/2021 22:36:54

Orbits

BTRDA Clubmans Rallycross - Round 2

Lapchart

All Classes

Blyton 0.808 miles

Race 5 - Super Modified - Heat 1A

27/06/2021 10:58

Race (4 Laps) started at 11:01:01



Competitors	Laps			
	1	2	3	4
Fred LING (39)	1	39	39	39
Gary COOK (219)	2	219	219	219
Chris LANGLEY (47)	3	47	47	47
Peter WHARTON Snr (527)	4	527	527	527

Clerk of the Course

Orbits

Sig : Rod Stanniland Time :

Chief Timekeeper : Alan Sharp (SMART Timing)

Results available at www.smart-timing.co.uk and www.speedhive.com

Printed: 29/06/2021 22:37:32

BTRDA Clubmans Rallycross - Round 2

Sorted on Laps

All Classes	Blyton 0.808 miles	
Race 6 - Super Modified / Modified - Heat 1B	27/06/2021 11:05	
Race (4 Laps) started at 11:08:28		

Pos	No.	Name	Make/Model	CC	Class	Laps	Total Tm	Diff	Best Tm	In Lap	Best Speed
1	167	Jason BLEASDALE	Vauxhall VX220	1998	SM 3	4	4:12.321			0	-
2	62	Phil CHICKEN	Citroen C2 S1600	1600	SM 1	4	4:16.241	3.920	1:03.877	4	45.526
3	98	Jonny CHRISP	Citroen Saxo VTS	1587	SM	4	4:26.751	14.430		0	-
4	30	NiK ARTLEY	Ford Fiesta Mk6	1997	SM 2	4	4:50.663	38.342	1:12.753	4	39.972
Not classified											
DNF	48	Todd CROOKS	BMW Mini Cooper S	1600T	SM 3	1	1:26.066	DNF		0	-

Margin of Victory	Avg. Speed	Best Lap Tm	Best Speed	Best Lap by
3.920	46.101	1:03.877	45.526	62 - Phil CHICKEN

Clerk of the Course	Orbits
Sig : Rod Stanniland Time :	
Chief Timekeeper : Alan Sharp (SMART Timing)	
Results available at www.smart-timing.co.uk and www.speedhive.com	
Printed: 29/06/2021 22:37:55	

BTRDA Clubmans Rallycross - Round 2

All Classes

Blyton 0.808 miles

Race 6 - Super Modified / Modified - Heat 1B

27/06/2021 11:05

Race (4 Laps) started at 11:08:28

Lap	Lap Tm	Diff	Time of Day
(167) Jason BLEASDALE			
1			11:09:28.637
2	1:04.452	3:59:50.323	11:10:33.089
3	1:05.482	3:59:49.293	11:11:38.571
4	1:02.469	3:59:52.306	11:12:41.040
(62) Phil CHICKEN			
1			11:09:31.378
2	1:03.928	+0.051	11:10:35.306
3	1:05.777	+1.900	11:11:41.083
4	1:03.877		11:12:44.960
(98) Jonny CHRISP			
1			11:09:33.607
2	1:07.085	3:59:47.690	11:10:40.692
3	1:07.693	3:59:47.082	11:11:48.385
4	1:07.085	3:59:47.690	11:12:55.470
(30) Nik ARTLEY			
1			11:09:39.716
2	1:12.845	+0.092	11:10:52.561
3	1:14.068	+1.315	11:12:06.629
4	1:12.753		11:13:19.382
(48) Todd CROOKS			
1			11:09:54.785

Lap Lap Tm Diff Time of Day

Lap Lap Tm Diff Time of Day

Clerk of the Course

Sig : Rod Stanniland Time :

Chief Timekeeper : Alan Sharp (SMART Timing)

Results available at www.smart-timing.co.uk and www.speedhive.com

Printed: 29/06/2021 22:38:14

Orbits

BTRDA Clubmans Rallycross - Round 2

Lapchart


All Classes

Blyton 0.808 miles

Race 6 - Super Modified / Modified - Heat 1B

27/06/2021 11:05

Race (4 Laps) started at 11:08:28



Competitors		Laps			
		1	2	3	4
Jason BLEASDALE (167)	1	167	167	167	167
Phil CHICKEN (62)	2	62	62	62	62
Jonny CHRISP (98)	3	98	98	98	98
NIK ARTLEY (30)	4	30	30	30	30
Todd CROOKS (48)	5	48			

Clerk of the Course

Orbits

Sig : Rod Stanniland Time :

Chief Timekeeper : Alan Sharp (SMART Timing)

Results available at www.smart-timing.co.uk and www.speedhive.com

Printed: 29/06/2021 22:38:35

BTRDA Clubmans Rallycross - Round 2

Sorted on Laps

All Classes

Blyton 0.808 miles

Race 7 - Super Modified (BMW Mini) - Heat 1C

27/06/2021 11:12

Race (4 Laps) started at 11:15:39

Pos	No.	Name	Make/Model	CC	Class	Laps	Total Tm	Diff	Best Tm	In Lap	Best Speed
1	168	Darren BLEASDALE	BMW Mini Cooper S	1600S	SM 4	4	4:26.760		1:04.831	3	44.856
2	144	Leigh-Anne SEDGEWIC	BMW Mini Cooper S	1600S	SM 4	4	4:32.542	5.782	1:04.922	3	44.793
3	61	Bradley TURNER	BMW Mini Cooper S	1600S	SM 4	4	5:15.705	48.945	1:06.442	3	43.769
4	44	Andy PECOVER	Mini Cooper S	1600S	SM 4	4	5:16.045	49.285	1:03.736	3	45.627
5	614	Abbie MCGUINNESS	BMW Mini Cooper S	1600S	SM 4	4	5:59.007	1:32.247	1:07.762	3	42.916

Margin of Victory	Avg. Speed	Best Lap Tm	Best Speed	Best Lap by
5.782	43.606	1:03.736	45.627	44 - Andy PECOVER

Clerk of the Course

Orbits

Sig : Rod Stanniland Time :

Chief Timekeeper : Alan Sharp (SMART Timing)

Results available at www.smart-timing.co.uk and www.speedhive.com

Printed: 29/06/2021 22:38:59

BTRDA Clubmans Rallycross - Round 2

All Classes

Blyton 0.808 miles

Race 7 - Super Modified (BMW Mini) - Heat 1C

27/06/2021 11:12

Race (4 Laps) started at 11:15:39

Lap	Lap Tm	Diff	Time of Day
(168) Darren BLEASDALE			
1			11:16:43.289
2	1:05.107	+0.276	11:17:48.396
3	1:04.831		11:18:53.227
4	1:13.105	+8.274	11:20:06.332
(144) Leigh-Anne SEDGEWICK			
1			11:16:43.946
2	1:05.665	+0.743	11:17:49.611
3	1:04.922		11:18:54.533
4	1:17.581	+12.659	11:20:12.114
(61) Bradley TURNER			
1			11:16:46.790
2	1:06.881	+0.439	11:17:53.671
3	1:06.442		11:19:00.113
4	1:55.164	+48.722	11:20:55.277
(44) Andy PECOVER			
1			11:16:47.827
2	1:09.040	+5.304	11:17:56.867
3	1:03.736		11:19:00.603
4	1:55.014	+51.278	11:20:55.617
(614) Abbie McGUINNESS			
1			11:16:46.161
2	1:11.184	+3.422	11:17:57.345
3	1:07.762		11:19:05.107
4	2:33.472	+1:25.710	11:21:38.579

Lap Lap Tm Diff Time of Day

Lap Lap Tm Diff Time of Day

Clerk of the Course

Sig : Rod Stanniland Time :

Chief Timekeeper : Alan Sharp (SMART Timing)

Results available at www.smart-timing.co.uk and www.speedhive.com

Printed: 29/06/2021 22:39:16

Orbits

BTRDA Clubmans Rallycross - Round 2

Lapchart

All Classes

Blyton 0.808 miles

Race 7 - Super Modified (BMW Mini) - Heat 1C

27/06/2021 11:12

Race (4 Laps) started at 11:15:39



Competitors		Laps			
		1	2	3	4
Darren BLEASDALE (168)	1	168	168	168	168
Leigh-Anne SEDGEWICK (144)	2	144	144	144	144
Abbie McGUINNESS (614)	3	614	61	61	61
Bradley TURNER (61)	4	61	44	44	44
Andy PECOVER (44)	5	44	614	614	614

Clerk of the Course

Orbits

Sig : Rod Stanniland Time :

Chief Timekeeper : Alan Sharp (SMART Timing)

Results available at www.smart-timing.co.uk and www.speedhive.com

Printed: 29/06/2021 22:39:37

BTRDA Clubmans Rallycross - Round 2

All Classes

Blyton 0.808 miles

Super Modified - Points

Pos	No.	Name	M1. Total Tm	M1.	M2. Total Tm	M3. Total Tm	Total points
1	39	Fred LING	4:05.997	1			1
2	219	Gary COOK	4:10.795	2			2
3	167	Jason BLEASDALE	4:12.321	3			3
4	62	Phil CHICKEN	4:16.241	4			4
5	47	Chris LANGLEY	4:16.582	5			5
6	527	Peter WHARTON Snr	4:26.111	6			6
7	168	Darren BLEASDALE	4:26.760	7			7
8	144	Leigh-Anne SEDGEWICK	4:32.542	8			8
9	30	NiK ARTLEY	4:50.663	9			9
10	61	Bradley TURNER	5:15.705	10			10
11	44	Andy PECOVER	5:16.045	11			11
12	614	Abbie McGUINNESS	5:59.007	12			12
DNF	48	Todd CROOKS		80			80

Clerk of the Course

Sig : Rod Stanniland Time :

Chief Timekeeper : Alan Sharp (SMART Timing)

Results available at www.smart-timing.co.uk and www.speedhive.com

Printed: 30/06/2021 17:05:36

Orbits

BTRDA Clubmans Rallycross - Round 2

Sorted on Laps

All Classes

Blyton 0.808 miles

Race 8 - Classic - Heat 1A

27/06/2021 11:19

Race (4 Laps) started at 11:23:00

Pos	No.	Name	Make/Model	CC	Class	Laps	Total Tm	Diff	Best Tm	In Lap	Best Speed
1	97	Vincent BRISTOW	BMW 318i	2800	C 3	4	4:29.280		1:02.334	3	46.653
2	17	David EWIN	Ford Fiesta Evo	2000T	C 3	4	4:29.513	0.233	1:06.581	3	43.677
3	24	Thomas EDMUNDS	Vauxhall Corsa	1600	C 2	4	4:30.450	1.170	1:07.212	3	43.267
4	422	Helen CROOKS	Classic Mini	1275	C 1	4	5:03.271	33.991	1:16.257	3	38.135
Not classified											
DNS	525	Andy REED	Vauxhall Corsa B	2000	C 2			DNS		0	-

Margin of Victory	Avg. Speed	Best Lap Tm	Best Speed	Best Lap by
0.233	43.198	1:02.334	46.653	97 - Vincent BRISTOW

Clerk of the Course

Orbits

Sig : Rod Stanniland Time :

Chief Timekeeper : Alan Sharp (SMART Timing)

Results available at www.smart-timing.co.uk and www.speedhive.com

Printed: 30/06/2021 17:17:30

BTRDA Clubmans Rallycross - Round 2

All Classes

Blyton 0.808 miles

Race 8 - Classic - Heat 1A

27/06/2021 11:19

Race (4 Laps) started at 11:23:00

Lap	Lap Tm	Diff	Time of Day
(97) Vincent BRISTOW			
1			11:24:03.380
2	1:11.187	+8.853	11:25:14.567
3	1:02.334		11:26:16.901
4	1:13.172	+10.838	11:27:30.073
(17) David EWIN			
1			11:24:05.263
2	1:10.161	+3.580	11:25:15.424
3	1:06.581		11:26:22.005
4	1:08.301	+1.720	11:27:30.306
(24) Thomas EDMUNDS			
1			11:24:07.514
2	1:08.573	+1.361	11:25:16.087
3	1:07.212		11:26:23.299
4	1:07.944	+0.732	11:27:31.243
(422) Helen CROOKS			
1			11:24:14.893
2	1:16.377	+0.120	11:25:31.270
3	1:16.257		11:26:47.527
4	1:16.537	+0.280	11:28:04.064

Lap Lap Tm Diff Time of Day

Lap Lap Tm Diff Time of Day

Clerk of the Course

Sig : Rod Stanniland Time :

Chief Timekeeper : Alan Sharp (SMART Timing)

Results available at www.smart-timing.co.uk and www.speedhive.com

Printed: 30/06/2021 17:14:11

Orbits

BTRDA Clubmans Rallycross - Round 2

Lapchart

All Classes

Blyton 0.808 miles

Race 8 - Classic - Heat 1A

27/06/2021 11:19

Race (4 Laps) started at 11:23:00



Competitors		Laps			
		1	2	3	4
Vincent BRISTOW (97)	1	97	97	97	97
David EWIN (17)	2	17	17	17	17
Thomas EDMUNDS (24)	3	24	24	24	24
Helen CROOKS (422)	4	422	422	422	422

Clerk of the Course

Sig : Rod Stanniland Time :

Chief Timekeeper : Alan Sharp (SMART Timing)

Results available at www.smart-timing.co.uk and www.speedhive.com

Printed: 30/06/2021 17:14:54

Orbits

BTRDA Clubmans Rallycross - Round 2

Sorted on Laps

All Classes

Blyton 0.808 miles

Race 9 - Classic - Heat 1B

27/06/2021 11:26

Race (4 Laps) started at 11:30:13

Pos	No.	Name	Make/Model	CC	Class	Laps	Total Tm	Diff	Best Tm	In Lap	Best Speed
1	99	John CROSS	Lancia Stratos R	2800	C 3	4	4:20.208		1:05.212	4	44.594
2	333	Lee WOOD	Ford Escort Mk2	2000	C 2	4	4:21.679	1.471	1:05.204	2	44.600
3	12	Marc JONES	Toyota MR2	2000T	C 4	4	4:27.995	7.787	1:05.126	2	44.653
4	761	David MARTIN	Peugeot 205 Gti	1998	C 2	4	4:31.194	10.986	1:06.777	3	43.549
5	179	Mark FINCH	Ford Fiesta Mk3	1600	C 2	4	4:48.085	27.877	1:06.131	2	43.975
6	183	Jamie McBAIN	Peugeot 205 GTi	1998	C 2	4	4:49.178	28.970	50.591	2	57.482

Margin of Victory	Avg. Speed	Best Lap Tm	Best Speed	Best Lap by
1.471	44.704	50.591	57.482	183 - Jamie McBAIN

Clerk of the Course

Orbits

Sig : Rod Stanniland Time :

Chief Timekeeper : Alan Sharp (SMART Timing)

Results available at www.smart-timing.co.uk and www.speedhive.com

Printed: 30/06/2021 17:15:21

BTRDA Clubmans Rallycross - Round 2

All Classes

Blyton 0.808 miles

Race 9 - Classic - Heat 1B

27/06/2021 11:26

Race (4 Laps) started at 11:30:13

Lap	Lap Tm	Diff	Time of Day
(99) John CROSS			
1			11:31:17.356
2	1:05.455	+0.243	11:32:22.811
3	1:05.995	+0.783	11:33:28.806
4	1:05.212		11:34:34.018
(333) Lee WOOD			
1			11:31:19.072
2	1:05.204		11:32:24.276
3	1:05.324	+0.120	11:33:29.600
4	1:05.889	+0.685	11:34:35.489
(12) Marc JONES			
1			11:31:18.510
2	1:05.126		11:32:23.636
3	1:05.207	+0.081	11:33:28.843
4	1:12.962	+7.836	11:34:41.805
(761) David MARTIN			
1			11:31:20.880
2	1:08.006	+1.229	11:32:28.886
3	1:06.777		11:33:35.663
4	1:09.341	+2.564	11:34:45.004
(179) Mark FINCH			
1			11:31:22.950
2	1:06.131		11:32:29.081
3	1:10.387	+4.256	11:33:39.468
4	1:22.427	+16.296	11:35:01.895
(183) Jamie McBAIN			
1			11:31:49.249
2	50.591		11:32:39.840
3	1:08.385	+17.794	11:33:48.225
4	1:14.763	+24.172	11:35:02.988

Lap Lap Tm Diff Time of Day

Lap Lap Tm Diff Time of Day

Clerk of the Course

Sig : Rod Stanniland Time :

Chief Timekeeper : Alan Sharp (SMART Timing)

Results available at www.smart-timing.co.uk and www.speedhive.com

Printed: 30/06/2021 17:15:43

Orbits

BTRDA Clubmans Rallycross - Round 2

All Classes

Blyton 0.808 miles

Classic - Points



Pos	No.	Name	M1. Total Tm	M1.	M2. Total Tm	M3. Total Tm	Total points
1	99	John CROSS	4:20.208	1			1
2	333	Lee WOOD	4:21.679	2			2
3	12	Marc JONES	4:27.995	3			3
4	97	Vincent BRISTOW	4:29.280	4			4
5	17	David EWIN	4:29.513	5			5
6	24	Thomas EDMUNDS	4:30.450	6			6
7	761	David MARTIN	4:31.194	7			7
8	179	Mark FINCH	4:48.085	8			8
9	183	Jamie McBAIN	4:49.178	9			9
10	422	Helen CROOKS	5:03.271	10			10
DNS	525	Andy REED		90			90

Clerk of the Course

Sig : Rod Stanniland Time :

Chief Timekeeper : Alan Sharp (SMART Timing)

Results available at www.smart-timing.co.uk and www.speedhive.com

Printed: 30/06/2021 17:37:00

Orbits

BTRDA Clubmans Rallycross - Round 2

Lapchart


All Classes

Blyton 0.808 miles

Race 9 - Classic - Heat 1B

27/06/2021 11:26

Race (4 Laps) started at 11:30:13



Competitors		Laps			
		1	2	3	4
John CROSS (99)	1	99	99	99	99
Marc JONES (12)	2	12	12	12	333
Lee WOOD (333)	3	333	333	333	12
David MARTIN (761)	4	761	761	761	761
Mark FINCH (179)	5	179	179	179	179
Jamie McBAIN (183)	6	183	183	183	183

Clerk of the Course

Sig : Rod Stanniland Time :

Chief Timekeeper : Alan Sharp (SMART Timing)

Results available at www.smart-timing.co.uk and www.speedhive.com

Printed: 30/06/2021 17:16:07

Orbits

BTRDA Clubmans Rallycross - Round 2

Sorted on Laps

All Classes

Blyton 0.808 miles

Race 10 - Juniors - Heat 1A

27/06/2021 11:33

Race (4 Laps) started at 11:37:17

Pos	No.	Name	Make/Model	CC	Class	Laps	Total Tm	Diff	Best Tm	In Lap	Best Speed
1	326	Corey PADGETT	Suzuki Swift	1300	J	4	4:44.790		1:11.112	4	40.894
2	152	Caitlin MAY	Suzuki Swift	1300	J	4	4:55.166	10.376	1:13.475	3	39.579
3	140	Alfie CAMPBELL	VW Lupo	1400	J	4	5:07.793	23.003	1:16.315	2	38.106
4	81	James HAWKES	Suzuki Swift	1300	J	4	5:25.714	40.924	1:21.138	4	35.841

Margin of Victory	Avg. Speed	Best Lap Tm	Best Speed	Best Lap by
10.376	40.845	1:11.112	40.894	326 - Corey PADGETT

Clerk of the Course

Orbits

Sig : Rod Stanniland Time :

Chief Timekeeper : Alan Sharp (SMART Timing)

Results available at www.smart-timing.co.uk and www.speedhive.com

Printed: 30/06/2021 17:39:58

BTRDA Clubmans Rallycross - Round 2

All Classes

Blyton 0.808 miles

Race 10 - Juniors - Heat 1A

27/06/2021 11:33

Race (4 Laps) started at 11:37:17

Lap	Lap Tm	Diff	Time of Day
(326) Corey PADGETT			
1			11:38:27.973
2	1:11.753	+0.641	11:39:39.726
3	1:11.610	+0.498	11:40:51.336
4	1:11.112		11:42:02.448
(152) Caitlin MAY			
1			11:38:31.167
2	1:14.604	+1.129	11:39:45.771
3	1:13.475		11:40:59.246
4	1:13.578	+0.103	11:42:12.824
(140) Alfie CAMPBELL			
1			11:38:34.388
2	1:16.315		11:39:50.703
3	1:16.947	+0.632	11:41:07.650
4	1:17.801	+1.486	11:42:25.451
(81) James HAWKES			
1			11:38:36.661
2	1:23.479	+2.341	11:40:00.140
3	1:22.094	+0.956	11:41:22.234
4	1:21.138		11:42:43.372

Lap Lap Tm Diff Time of Day

Lap Lap Tm Diff Time of Day

Clerk of the Course

Sig : Rod Stanniland Time :

Chief Timekeeper : Alan Sharp (SMART Timing)

Results available at www.smart-timing.co.uk and www.speedhive.com

Printed: 30/06/2021 17:40:41

Orbits

BTRDA Clubmans Rallycross - Round 2

Lapchart

All Classes

Blyton 0.808 miles

Race 10 - Juniors - Heat 1A

27/06/2021 11:33

Race (4 Laps) started at 11:37:17



Competitors	Laps			
	1	2	3	4
Corey PADGETT (326)	1	326	326	326
Caitlin MAY (152)	2	152	152	152
Alfie CAMPBELL (140)	3	140	140	140
James HAWKES (81)	4	81	81	81

Clerk of the Course

Sig : Rod Stanniland Time :

Chief Timekeeper : Alan Sharp (SMART Timing)

Results available at www.smart-timing.co.uk and www.speedhive.com

Printed: 30/06/2021 17:41:22

Orbits

BTRDA Clubmans Rallycross - Round 2**Sorted on Laps**

All Classes

Blyton 0.808 miles

Race 11 - Juniors - Heat 1B

27/06/2021 11:40

Race started at 11:44:46

Pos	No.	Name	Make/Model	CC	Class	Laps	Total Tm	Diff	Best Tm	In Lap	Best Speed
1	85	Kacper POTYRA	Citroen Saxo	1400	J	4	4:29.039		1:01.852	3	47.017
2	927	Owen ROBBINS	Suzuki Swift	1300	J	4	4:41.296	12.257	1:08.218	3	42.629
3	110	Max WATT	Suzuki Swift	1328	J	4	4:41.954	12.915	1:07.444	3	43.118
4	5	Will OVENDEN	Suzuki Swift	1328	J	4	4:44.709	15.670	1:10.732	4	41.114

Margin of Victory	Avg. Speed	Best Lap Tm	Best Speed	Best Lap by
12.257	43.237	1:01.852	47.017	85 - Kacper POTYRA

Clerk of the Course

Orbits

Sig : Rod Stanniland Time :

Chief Timekeeper : Alan Sharp (SMART Timing)

Results available at www.smart-timing.co.uk and www.speedhive.com

Printed: 30/06/2021 17:41:55

BTRDA Clubmans Rallycross - Round 2

All Classes

Blyton 0.808 miles

Race 11 - Juniors - Heat 1B

27/06/2021 11:40

Race started at 11:44:46

Lap	Lap Tm	Diff	Time of Day
(85) Kacper POTYRA			
1			11:45:52.415
2	1:13.201	+11.349	11:47:05.616
3	1:01.852		11:48:07.468
4	1:08.027	+6.175	11:49:15.495
(927) Owen ROBBINS			
1			11:45:54.323
2	1:11.880	+3.662	11:47:06.203
3	1:08.218		11:48:14.421
4	1:13.331	+5.113	11:49:27.752
(110) Max WATT			
1			11:45:56.378
2	1:11.604	+4.160	11:47:07.982
3	1:07.444		11:48:15.426
4	1:12.984	+5.540	11:49:28.410
(5) Will OVENDEN			
1			11:45:58.623
2	1:10.829	+0.097	11:47:09.452
3	1:10.981	+0.249	11:48:20.433
4	1:10.732		11:49:31.165

Lap Lap Tm Diff Time of Day

Lap Lap Tm Diff Time of Day

Clerk of the Course

Sig : Rod Stanniland Time :

Chief Timekeeper : Alan Sharp (SMART Timing)

Results available at www.smart-timing.co.uk and www.speedhive.com

Printed: 30/06/2021 17:42:20

Orbits

BTRDA Clubmans Rallycross - Round 2

Lapchart

All Classes

Blyton 0.808 miles

Race 11 - Juniors - Heat 1B

27/06/2021 11:40

Race started at 11:44:46

Competitors	Laps				
		1	2	3	4
Kacper POTYRA (85)	1	85	85	85	85
Owen ROBBINS (927)	2	927	927	927	927
Max WATT (110)	3	110	110	110	110
Will OVENDEN (5)	4	5	5	5	5

Clerk of the Course

Sig : Rod Stanniland Time :

Chief Timekeeper : Alan Sharp (SMART Timing)

Results available at www.smart-timing.co.uk and www.speedhive.com

Printed: 30/06/2021 17:42:44

Orbits

BTRDA Clubmans Rallycross - Round 2

All Classes

Blyton 0.808 miles

Juniors - Points



Pos	No.	Name	M1. Total Tm	M1.	M2. Total Tm	M3. Total Tm	Total points
1	85	Kacper POTYRA	4:29.039	1			1
2	927	Owen ROBBINS	4:41.296	2			2
3	110	Max WATT	4:41.954	3			3
4	5	Will OVENDEN	4:44.709	4			4
5	326	Corey PADGETT	4:44.790	5			5
6	152	Caitlin MAY	4:55.166	6			6
7	140	Alfie CAMPBELL	5:07.793	7			7
8	81	James HAWKES	5:25.714	8			8

Clerk of the Course

Orbits

Sig : Rod Stanniland Time :

Chief Timekeeper : Alan Sharp (SMART Timing)

Results available at www.smart-timing.co.uk and www.speedhive.com

Printed: 30/06/2021 17:48:05

BTRDA Clubmans Rallycross - Round 2

Sorted on Laps

All Classes

Blyton 0.808 miles

Race 12 - Production 4x4 - Heat 2

27/06/2021 12:00

Race started at 11:51:39

Pos	No.	Name	Make/Model	CC	Class	Laps	Total Tm	Diff	Best Tm	In Lap	Best Speed
1	193	Christopher BAKER	Subaru Impreza	2000T	P4	4	4:09.604		1:01.443	3	47.330
2	113	Dan BEATTIE	Subaru Impreza	2000T	P4	4	4:11.957	2.353	1:02.971	3	46.181
3	295	Aaron SHAW	Subaru Impreza WRX	2000T	P4	4	4:21.051	11.447	1:05.007	3	44.735
Not classified											
DNF	11	Paul DAVIS	Subaru Impreza Sti	2000T	P4	1	1:09.116	DNF		0	-

Margin of Victory	Avg. Speed	Best Lap Tm	Best Speed	Best Lap by
2.353	46.603	1:01.443	47.330	193 - Christopher BAKER

Clerk of the Course

Orbits

Sig : Rod Stanniland Time :

Chief Timekeeper : Alan Sharp (SMART Timing)

Results available at www.smart-timing.co.uk and www.speedhive.com

Printed: 29/06/2021 20:23:27

BTRDA Clubmans Rallycross - Round 2

All Classes

Blyton 0.808 miles

Race 12 - Production 4x4 - Heat 2

27/06/2021 12:00

Race started at 11:51:39

Lap	Lap Tm	Diff	Time of Day
(193) Christopher BAKER			
1			11:52:39.190
2	1:04.459	+3.016	11:53:43.649
3	1:01.443		11:54:45.092
4	1:03.587	+2.144	11:55:48.679
(113) Dan BEATTIE			
1			11:52:40.644
2	1:03.414	+0.443	11:53:44.058
3	1:02.971		11:54:47.029
4	1:04.003	+1.032	11:55:51.032
(295) Aaron SHAW			
1			11:52:43.355
2	1:05.268	+0.261	11:53:48.623
3	1:05.007		11:54:53.630
4	1:06.496	+1.489	11:56:00.126
(11) Paul DAVIS			
1			11:52:48.191

Lap Lap Tm Diff Time of Day

Lap Lap Tm Diff Time of Day

Clerk of the Course

Sig : Rod Stanniland Time :

Chief Timekeeper : Alan Sharp (SMART Timing)

Results available at www.smart-timing.co.uk and www.speedhive.com

Printed: 29/06/2021 20:23:45

Orbits



BTRDA Clubmans Rallycross - Round 2

Lapchart

All Classes

Blyton 0.808 miles

Race 12 - Production 4x4 - Heat 2

27/06/2021 12:00

Race started at 11:51:39



Competitors	Laps			
	1	2	3	4
Christopher BAKER (193)	193	193	193	193
Dan BEATTIE (113)	113	113	113	113
Aaron SHAW (295)	295	295	295	295
Paul DAVIS (11)	11			

Clerk of the Course

Sig : Rod Stanniland Time :

Chief Timekeeper : Alan Sharp (SMART Timing)

Results available at www.smart-timing.co.uk and www.speedhive.com

Printed: 29/06/2021 20:24:07

Orbits




BTRDA Clubmans Rallycross - Round 2

All Classes

Blyton 0.808 miles

Production 4x4



Pos	No.	Name	R1. Total Tm	R1.	R2. Total Tm	R2.	M3. Total Tm	Total points
1	193	Christopher BAKER	4:12.475	1	4:09.604	1		2
2	113	Dan BEATTIE	4:15.918	2	4:11.957	2		4
3	11	Paul DAVIS	4:46.832	3		80		83
4	295	Aaron SHAW		90	4:21.051	3		93

Clerk of the Course

Sig : Rod Stanniland Time :

Chief Timekeeper : Alan Sharp (SMART Timing)

Results available at www.smart-timing.co.uk and www.speedhive.com

Printed: 29/06/2021 20:28:43

Orbits

BTRDA Clubmans Rallycross - Round 2

Sorted on Laps

All Classes

Blyton 0.808 miles

Race 12a - Production - Heat 2A

27/06/2021 12:07

Race started at 11:58:49

Pos	No.	Name	Make/Model	CC	Class	Laps	Total Tm	Diff	Best Tm	In Lap	Best Speed
1	1	Dale FORD	Citroen Saxo VTS	1600 16v	PC B	4	4:38.056		1:06.138	2	43.970
2	151	Maciek FLORCZAK	Peugeot 106 GTi	1600 16v	PC B	4	4:38.754	0.698	1:07.034	3	43.382
3	7	Charley MORONEY	Citroen Saxo VTS	1600 16v	PC B	4	4:39.242	1.186	1:09.843	4	41.637
4	67	Ryan RANDALL	Renault Clio 197	2000	PC C	4	4:39.700	1.644	1:08.595	2	42.395
5	888	Chris GILBERT	Citroen C2 VTS	1600 16v	PC B	4	4:48.328	10.272	1:11.707	3	40.555
6	606	Samual NOYE	Citroen Saxo VTS	1600 16V	PC B	4	4:52.394	14.338	1:10.131	2	41.466
7	259	Chris COULTHREAD	Citroen C2 VTS	1600 16v	PC B	4	4:53.737	15.681	1:12.914	4	39.884

Announcements

Car No 606 received a 5 sec time penalty - Exceeding track limits

Margin of Victory	Avg. Speed	Best Lap Tm	Best Speed	Best Lap by
0.698	41.834	1:06.138	43.970	1 - Dale FORD

Clerk of the Course

Orbits

Sig : Rod Stanniland Time :

Chief Timekeeper : Alan Sharp (SMART Timing)

Results available at www.smart-timing.co.uk and www.speedhive.com

Printed: 29/06/2021 22:15:40

BTRDA Clubmans Rallycross - Round 2

All Classes

Blyton 0.808 miles

Race 12a - Production - Heat 2A

27/06/2021 12:07

Race started at 11:58:49

Lap	Lap Tm	Diff	Time of Day
(1) Dale FORD			
1			11:59:55.729
2	1:06.138		12:01:01.867
3	1:08.368	+2.230	12:02:10.235
4	1:17.371	+11.233	12:03:27.606
(151) Maciek FLORCZAK			
1			11:59:56.005
2	1:07.291	+0.257	12:01:03.296
3	1:07.034		12:02:10.330
4	1:17.974	+10.940	12:03:28.304
(7) Charley MORONEY			
1			11:59:58.298
2	1:10.354	+0.511	12:01:08.652
3	1:10.297	+0.454	12:02:18.949
4	1:09.843		12:03:28.792
(67) Ryan RANDALL			
1			11:59:59.080
2	1:08.595		12:01:07.675
3	1:10.776	+2.181	12:02:18.451
4	1:10.799	+2.204	12:03:29.250
(888) Chris GILBERT			
1			11:59:59.499
2	1:13.520	+1.813	12:01:13.019
3	1:11.707		12:02:24.726
4	1:13.152	+1.445	12:03:37.878
(606) Samuel NOYE			
1			11:59:58.868
2	1:10.131		12:01:08.999
3	1:10.512	+0.381	12:02:19.511
4	1:17.433	+7.302	12:03:36.944
(259) Chris COULTHREAD			
1			12:00:03.583
2	1:13.668	+0.754	12:01:17.251
3	1:13.122	+0.208	12:02:30.373
4	1:12.914		12:03:43.287

Lap Lap Tm Diff Time of Day

Lap Lap Tm Diff Time of Day

Clerk of the Course

Sig : Rod Stanniland Time :

Chief Timekeeper : Alan Sharp (SMART Timing)

Results available at www.smart-timing.co.uk and www.speedhive.com

Printed: 29/06/2021 22:15:58

Orbits

BTRDA Clubmans Rallycross - Round 2

Lapchart

All Classes

Blyton 0.808 miles

Race 12a - Production - Heat 2A

27/06/2021 12:07

Race started at 11:58:49

Competitors		Laps			
		1	2	3	4
Dale FORD (1)	1	1	1	1	1
Maciek FLORCZAK (151)	2	151	151	151	151
Charley MORONEY (7)	3	7	67	67	7
Samual NOYE (606)	4	606	7	7	67
Ryan RANDALL (67)	5	67	606	606	606
Chris GILBERT (888)	6	888	888	888	888
Chris COULTHREAD (259)	7	259	259	259	259

Clerk of the Course

Sig : Rod Stanniland Time :

Chief Timekeeper : Alan Sharp (SMART Timing)

Results available at www.smart-timing.co.uk and www.speedhive.com

Printed: 29/06/2021 22:16:23

Orbits

BTRDA Clubmans Rallycross - Round 2

Sorted on Laps

All Classes

Blyton 0.808 miles

Race 14 - Production - Heat 2B

27/06/2021 12:14

Race started at 12:06:15

Pos	No.	Name	Make/Model	CC	Class	Laps	Total Tm	Diff	Best Tm	In Lap	Best Speed
1	64	Karl JARVIS	Citroen Saxo VTS	1600 16v	PC B	4	4:28.384		1:07.186	4	43.284
2	77	Mike DRESSER	Honda Civic Type R	2000	PC C	4	4:29.408	1.024	1:07.466	4	43.104
3	212	Simon COFIELD	Peugeot 206 GTi	2000	PC C	4	4:33.133	4.749	1:07.562	3	43.043
4	666	Stephen GREENWOOD	Ford Ka	1600 8v	PC A	4	4:42.575	14.191	1:09.710	3	41.717

Margin of Victory	Avg. Speed	Best Lap Tm	Best Speed	Best Lap by
1.024	43.342	1:07.186	43.284	64 - Karl JARVIS

Clerk of the Course

Orbits

Sig : Rod Stanniland Time :

Chief Timekeeper : Alan Sharp (SMART Timing)

Results available at www.smart-timing.co.uk and www.speedhive.com

Printed: 29/06/2021 22:16:47

BTRDA Clubmans Rallycross - Round 2

All Classes

Blyton 0.808 miles

Race 14 - Production - Heat 2B

27/06/2021 12:14

Race started at 12:06:15

Lap	Lap Tm	Diff	Time of Day
(64) Karl JARVIS			
1			12:07:20.684
2	1:07.817	+0.631	12:08:28.501
3	1:07.904	+0.718	12:09:36.405
4	1:07.186		12:10:43.591
(77) Mike DRESSER			
1			12:07:21.785
2	1:07.573	+0.107	12:08:29.358
3	1:07.791	+0.325	12:09:37.149
4	1:07.466		12:10:44.615
(212) Simon COFIELD			
1			12:07:23.301
2	1:09.076	+1.514	12:08:32.377
3	1:07.562		12:09:39.939
4	1:08.401	+0.839	12:10:48.340
(666) Stephen GREENWOOD			
1			12:07:24.549
2	1:13.620	+3.910	12:08:38.169
3	1:09.710		12:09:47.879
4	1:09.903	+0.193	12:10:57.782

Lap Lap Tm Diff Time of Day

Lap Lap Tm Diff Time of Day

Clerk of the Course

Sig : Rod Stanniland Time :

Chief Timekeeper : Alan Sharp (SMART Timing)

Results available at www.smart-timing.co.uk and www.speedhive.com

Printed: 29/06/2021 22:17:06

Orbits



BTRDA Clubmans Rallycross - Round 2

Lapchart

All Classes

Blyton 0.808 miles

Race 14 - Production - Heat 2B

27/06/2021 12:14

Race started at 12:06:15



Competitors		Laps			
		1	2	3	4
Karl JARVIS (64)	1	64	64	64	64
Mike DRESSER (77)	2	77	77	77	77
Simon COFIELD (212)	3	212	212	212	212
Stephen GREENWOOD (666)	4	666	666	666	666

Clerk of the Course

Sig : Rod Stanniland Time :

Chief Timekeeper : Alan Sharp (SMART Timing)

Results available at www.smart-timing.co.uk and www.speedhive.com

Printed: 29/06/2021 22:17:29

Orbits



BTRDA Clubmans Rallycross - Round 2

Sorted on Laps

All Classes

Blyton 0.808 miles

Race 15 - Production - Heat 2C

27/06/2021 12:21

Race started at 12:13:43

Pos	No.	Name	Make/Model	CC	Class	Laps	Total Tm	Diff	Best Tm	In Lap	Best Speed
1	80	Harry VAULKHARD	Citroen Saxo VTS	1600 16v	PC B	4	4:28.801		1:05.782	4	44.208
2	605	James ORTON	Peugeot 106 GTi	1600 16v	PC B	4	4:35.892	7.091	1:08.329	4	42.560
3	201	James AVISON	Ford Focus	2000	PC C	4	4:37.651	8.850	1:08.170	4	42.659
4	218	David WAPPAT	Honda Civic Type R	2000	PC C	4	4:42.175	13.374	1:08.779	4	42.282
5	746	Hamish GILFILLAN	Vauxhall Corsa	1600 16v	PC B	4	4:43.227	14.426	1:08.893	2	42.212
6	515	Matt READ	Vauxhall Corsa	1800	PC C	4	4:49.233	20.432	1:09.811	3	41.656
7	100	Mark HENRY	Alfa Romeo 147	1600	PC B	4	4:56.025	27.224	1:08.099	2	42.704

Margin of Victory	Avg. Speed	Best Lap Tm	Best Speed	Best Lap by
7.091	43.275	1:05.782	44.208	80 - Harry VAULKHARD

Clerk of the Course

Orbits

Sig : Rod Stanniland Time :

Chief Timekeeper : Alan Sharp (SMART Timing)

Results available at www.smart-timing.co.uk and www.speedhive.com

Printed: 29/06/2021 22:17:52

BTRDA Clubmans Rallycross - Round 2

All Classes

Blyton 0.808 miles

Race 15 - Production - Heat 2C

27/06/2021 12:21

Race started at 12:13:43

Lap	Lap Tm	Diff	Time of Day
(80) Harry VAULKHARD			
1			12:14:52.287
2	1:07.750	+1.968	12:16:00.037
3	1:06.119	+0.337	12:17:06.156
4	1:05.782		12:18:11.938
(605) James ORTON			
1			12:14:53.086
2	1:09.086	+0.757	12:16:02.172
3	1:08.528	+0.199	12:17:10.700
4	1:08.329		12:18:19.029
(201) James AVISON			
1			12:14:50.707
2	1:10.996	+2.826	12:16:01.703
3	1:10.915	+2.745	12:17:12.618
4	1:08.170		12:18:20.788
(218) David WAPPAT			
1			12:14:55.666
2	1:09.878	+1.099	12:16:05.544
3	1:10.989	+2.210	12:17:16.533
4	1:08.779		12:18:25.312
(746) Hamish GILFILLAN			
1			12:14:51.716
2	1:08.893		12:16:00.609
3	1:13.696	+4.803	12:17:14.305
4	1:12.059	+3.166	12:18:26.364
(515) Matt READ			
1			12:14:55.163
2	1:11.241	+1.430	12:16:06.404
3	1:09.811		12:17:16.215
4	1:16.155	+6.344	12:18:32.370
(100) Mark HENRY			
1			12:14:58.029
2	1:08.099		12:16:06.128
3	1:21.137	+13.038	12:17:27.265
4	1:11.897	+3.798	12:18:39.162

Lap Lap Tm Diff Time of Day

Lap Lap Tm Diff Time of Day

Clerk of the Course

Sig : Rod Stanniland Time :

Chief Timekeeper : Alan Sharp (SMART Timing)

Results available at www.smart-timing.co.uk and www.speedhive.com

Printed: 29/06/2021 22:18:09

Orbits

BTRDA Clubmans Rallycross - Round 2

Lapchart

All Classes

Blyton 0.808 miles

Race 15 - Production - Heat 2C

27/06/2021 12:21

Race started at 12:13:43



Competitors		Laps			
		1	2	3	4
James AVISON (201)	1	201	80	80	80
Hamish GILFILLAN (746)	2	746	746	605	605
Harry VAULKHARD (80)	3	80	201	201	201
James ORTON (605)	4	605	605	746	218
Matt READ (515)	5	515	218	515	746
David WAPPAT (218)	6	218	100	218	515
Mark HENRY (100)	7	100	515	100	100

Clerk of the Course

Sig : Rod Stanniland Time :

Chief Timekeeper : Alan Sharp (SMART Timing)

Results available at www.smart-timing.co.uk and www.speedhive.com

Printed: 29/06/2021 22:18:32

Orbits

BTRDA Clubmans Rallycross - Round 2

All Classes

Blyton 0.808 miles

Production - Points

Pos	No.	Name	M1. Total Tm	M1.	M2. Total Tm	M2.	Total points
1	80	Harry VAULKHARD	4:28.211	2	4:28.801	2	4
2	605	James ORTON	4:27.486	1	4:35.892	5	6
3	77	Mike DRESSER	4:32.724	5	4:29.408	3	8
4	64	Karl JARVIS	4:36.962	8	4:28.384	1	9
5	1	Dale FORD	4:29.119	4	4:38.056	7	11
6	151	Maciek FLORCZAK	4:28.390	3	4:38.754	8	11
7	201	James AVISON	4:38.337	9	4:37.651	6	15
8	7	Charley MORONEY	4:36.200	7	4:39.242	9	16
9	218	David WAPPAT	4:34.593	6	4:42.175	11	17
10	212	Simon COFIELD	4:48.852	14	4:33.133	4	18
11	746	Hamish GILFILLAN	4:40.581	10	4:43.227	13	23
12	888	Chris GILBERT	4:47.240	11	4:48.328	14	25
13	666	Stephen GREENWOOD	4:50.143	15	4:42.575	12	27
14	515	Matt READ	4:48.051	13	4:49.233	15	28
15	100	Mark HENRY	4:47.391	12	4:56.025	18	30
16	606	Samual NOYE	4:54.576	16	4:52.394	16	32
17	259	Chris COULTHREAD	4:59.883	17	4:53.737	17	34
18	67	Ryan RANDALL		80	4:39.700	10	90

Clerk of the Course

Sig : Rod Stanniland Time :

Chief Timekeeper : Alan Sharp (SMART Timing)

Results available at www.smart-timing.co.uk and www.speedhive.com

Printed: 29/06/2021 22:20:20

Orbits

BTRDA Clubmans Rallycross - Round 2

Sorted on Laps

All Classes

Blyton 0.808 miles

Race 16 - Super Modified - Heat 2A

27/06/2021 12:28

Race started at 12:20:36

Pos	No.	Name	Make/Model	CC	Class	Laps	Total Tm	Diff	Best Tm	In Lap	Best Speed
1	167	Jason BLEASDALE	Vauxhall VX220	1998	SM 3	4	3:59.544		59.849	3	48.590
2	527	Peter WHARTON Snr	Peugeot 106 GTi	2000	SM 2	4	4:21.054	21.510	1:05.096	3	44.674
3	30	Nik ARTLEY	Ford Fiesta Mk6	1997	SM 2	4	4:42.554	43.010	1:09.863	2	41.625

Margin of Victory	Avg. Speed	Best Lap Tm	Best Speed	Best Lap by
21.510	48.560	59.849	48.590	167 - Jason BLEASDALE

Clerk of the Course

Orbits

Sig : Rod Stanniland Time :

Chief Timekeeper : Alan Sharp (SMART Timing)

Results available at www.smart-timing.co.uk and www.speedhive.com

Printed: 29/06/2021 22:42:41

BTRDA Clubmans Rallycross - Round 2

All Classes

Blyton 0.808 miles

Race 16 - Super Modified - Heat 2A

27/06/2021 12:28

Race started at 12:20:36

Lap	Lap Tm	Diff	Time of Day
(167) Jason BLEASDALE			
1			12:21:35.468
2	1:00.351	+0.502	12:22:35.819
3	59.849		12:23:35.668
4	1:00.158	+0.309	12:24:35.826
(527) Peter WHARTON Snr			
1			12:21:39.868
2	1:06.696	+1.600	12:22:46.564
3	1:05.096		12:23:51.660
4	1:05.676	+0.580	12:24:57.336
(30) NIK ARTLEY			
1			12:21:45.236
2	1:09.863		12:22:55.099
3	1:12.031	+2.168	12:24:07.130
4	1:11.706	+1.843	12:25:18.836

Lap Lap Tm Diff Time of Day

Lap Lap Tm Diff Time of Day

Clerk of the Course

Sig : Rod Stanniland Time :

Chief Timekeeper : Alan Sharp (SMART Timing)

Results available at www.smart-timing.co.uk and www.speedhive.com

Printed: 29/06/2021 22:42:59

Orbits



BTRDA Clubmans Rallycross - Round 2

Lapchart

All Classes

Blyton 0.808 miles

Race 16 - Super Modified - Heat 2A

27/06/2021 12:28

Race started at 12:20:36



Competitors		Laps			
		1	2	3	4
Jason BLEASDALE (167)	1	167	167	167	167
Peter WHARTON Snr (527)	2	527	527	527	527
NIK ARTLEY (30)	3	30	30	30	30

Clerk of the Course

Sig : Rod Stanniland Time :

Chief Timekeeper : Alan Sharp (SMART Timing)

Results available at www.smart-timing.co.uk and www.speedhive.com

Printed: 29/06/2021 22:43:19

Orbits



BTRDA Clubmans Rallycross - Round 2

Sorted on Laps

All Classes

Blyton 0.808 miles

Race 17 - Super Modified / Modified - Heat 2B

27/06/2021 12:35

Race started at 12:29:46

Pos	No.	Name	Make/Model	CC	Class	Laps	Total Tm	Diff	Best Tm	In Lap	Best Speed
1	39	Fred LING	Ford Fiesta ST150	2000	SM 2	4	4:01.111		1:00.475	4	48.087
2	219	Gary COOK	Ford Fiesta Mk6	2000	SM 2	4	4:06.212	5.101	1:02.072	2	46.850
3	62	Phil CHICKEN	Citroen C2 S1600	1600	SM 1	4	4:14.726	13.615	1:03.523	3	45.780
4	98	Jonny CHRISP	Citroen Saxo VTS	1587	SM	4	4:25.199	24.088	1:05.878	2	44.143
5	47	Chris LANGLEY	Ford Focus RWD	2000T	SM 3	4	4:34.138	33.027	1:02.807	3	46.302

Margin of Victory	Avg. Speed	Best Lap Tm	Best Speed	Best Lap by
5.101	48.245	1:00.475	48.087	39 - Fred LING

Clerk of the Course

Orbits

Sig : Rod Stanniland Time :

Chief Timekeeper : Alan Sharp (SMART Timing)

Results available at www.smart-timing.co.uk and www.speedhive.com

Printed: 29/06/2021 22:43:41

BTRDA Clubmans Rallycross - Round 2

All Classes

Blyton 0.808 miles

Race 17 - Super Modified / Modified - Heat 2B

27/06/2021 12:35

Race started at 12:29:46

Lap	Lap Tm	Diff	Time of Day
(39) Fred LING			
1			12:30:44.367
2	1:01.380	+0.905	12:31:45.747
3	1:01.083	+0.608	12:32:46.830
4	1:00.475		12:33:47.305
(219) Gary COOK			
1			12:30:45.455
2	1:02.072		12:31:47.527
3	1:02.301	+0.229	12:32:49.828
4	1:02.578	+0.506	12:33:52.406
(62) Phil CHICKEN			
1			12:30:49.162
2	1:04.039	+0.516	12:31:53.201
3	1:03.523		12:32:56.724
4	1:04.196	+0.673	12:34:00.920
(98) Jonny CHRISP			
1			12:30:50.550
2	1:05.878		12:31:56.428
3	1:06.080	+0.202	12:33:02.508
4	1:08.885	+3.007	12:34:11.393
(47) Chris LANGLEY			
1			12:31:09.958
2	1:03.205	+0.398	12:32:13.163
3	1:02.807		12:33:15.970
4	1:04.362	+1.555	12:34:20.332

Lap Lap Tm Diff Time of Day

Lap Lap Tm Diff Time of Day

Clerk of the Course

Sig : Rod Stanniland Time :

Chief Timekeeper : Alan Sharp (SMART Timing)

Results available at www.smart-timing.co.uk and www.speedhive.com

Printed: 29/06/2021 22:43:59

Orbits

BTRDA Clubmans Rallycross - Round 2

Lapchart

All Classes

Blyton 0.808 miles

Race 17 - Super Modified / Modified - Heat 2B

27/06/2021 12:35

Race started at 12:29:46



Competitors		Laps			
		1	2	3	4
Fred LING (39)	1	39	39	39	39
Gary COOK (219)	2	219	219	219	219
Phil CHICKEN (62)	3	62	62	62	62
Jonny CHRISP (98)	4	98	98	98	98
Chris LANGLEY (47)	5	47	47	47	47

Clerk of the Course

Orbits

Sig : Rod Stanniland Time :

Chief Timekeeper : Alan Sharp (SMART Timing)

Results available at www.smart-timing.co.uk and www.speedhive.com

Printed: 29/06/2021 22:44:20

BTRDA Clubmans Rallycross - Round 2

Sorted on Laps



All Classes	Blyton 0.808 miles
Race 18 - Super Modified (BMW Mini) - Heat 2C	27/06/2021 12:42
Race started at 12:36:29	

Pos	No.	Name	Make/Model	CC	Class	Laps	Total Tm	Diff	Best Tm	In Lap	Best Speed
1	44	Andy PECOVER	Mini Cooper S	1600S	SM 4	4	4:20.439		1:04.764	4	44.903
2	144	Leigh-Anne SEDGEWIC	BMW Mini Cooper S	1600S	SM 4	4	4:20.562	0.123	1:03.840	4	45.553
3	168	Darren BLEASDALE	BMW Mini Cooper S	1600S	SM 4	4	4:21.054	0.615	1:03.539	4	45.768
4	61	Bradley TURNER	BMW Mini Cooper S	1600S	SM 4	4	4:21.714	1.275	1:03.149	4	46.051
5	614	Abbie McGUINNESS	BMW Mini Cooper S	1600S	SM 4	4	4:35.682	15.243	1:05.764	4	44.220

Announcements

Car No 614 total time penalty 5 sec- exceeding track limits

Margin of Victory	Avg. Speed	Best Lap Tm	Best Speed	Best Lap by
0.123	44.664	1:03.149	46.051	61 - Bradley TURNER

Clerk of the Course	Orbits
<p>Sig : Rod Stanniland Time :</p> <p>Chief Timekeeper : Alan Sharp (SMART Timing)</p> <p>Results available at www.smart-timing.co.uk and www.speedhive.com</p> <p>Printed: 29/06/2021 22:44:42</p>	 

BTRDA Clubmans Rallycross - Round 2

All Classes

Blyton 0.808 miles

Race 18 - Super Modified (BMW Mini) - Heat 2C

27/06/2021 12:42

Race started at 12:36:29

Lap	Lap Tm	Diff	Time of Day
(44) Andy PECOVER			
1			12:37:32.790
2	1:06.578	+1.814	12:38:39.368
3	1:05.875	+1.111	12:39:45.243
4	1:04.764		12:40:50.007
(144) Leigh-Anne SEDGEWICK			
1			12:37:34.472
2	1:06.250	+2.410	12:38:40.722
3	1:05.568	+1.728	12:39:46.290
4	1:03.840		12:40:50.130
(168) Darren BLEASDALE			
1			12:37:35.987
2	1:05.912	+2.373	12:38:41.899
3	1:05.184	+1.645	12:39:47.083
4	1:03.539		12:40:50.622
(61) Bradley TURNER			
1			12:37:35.613
2	1:07.539	+4.390	12:38:43.152
3	1:04.981	+1.832	12:39:48.133
4	1:03.149		12:40:51.282
(614) Abbie McGUINNESS			
1			12:37:37.388
2	1:09.377	+3.613	12:38:46.765
3	1:07.721	+1.957	12:39:54.486
4	1:05.764		12:41:00.250

Lap Lap Tm Diff Time of Day

Lap Lap Tm Diff Time of Day

Clerk of the Course

Sig : Rod Stanniland Time :

Chief Timekeeper : Alan Sharp (SMART Timing)

Results available at www.smart-timing.co.uk and www.speedhive.com

Printed: 29/06/2021 22:45:01

Orbits



BTRDA Clubmans Rallycross - Round 2

Lapchart

All Classes

Blyton 0.808 miles

Race 18 - Super Modified (BMW Mini) - Heat 2C

27/06/2021 12:42

Race started at 12:36:29



Competitors	Laps			
	1	2	3	4
Andy PECOVER (44)	1	44	44	44
Leigh-Anne SEDGEWICK (144)	2	144	144	144
Bradley TURNER (61)	3	61	168	168
Darren BLEASDALE (168)	4	168	61	61
Abbie McGUINNESS (614)	5	614	614	614

Clerk of the Course

Orbits

Sig : Rod Stanniland Time :

Chief Timekeeper : Alan Sharp (SMART Timing)

Results available at www.smart-timing.co.uk and www.speedhive.com

Printed: 29/06/2021 22:45:27



BTRDA Clubmans Rallycross - Round 2

All Classes

Blyton 0.808 miles

Super Modified - Points

Pos	No.	Name	M1. Total Tm	M1.	M2. Total Tm	M2.	M3. Total Tm	Total points
1	39	Fred LING	4:05.997	1	4:01.111	2		3
2	167	Jason BLEASDALE	4:12.321	3	3:59.544	1		4
3	219	Gary COOK	4:10.795	2	4:06.212	3		5
4	62	Phil CHICKEN	4:16.241	4	4:14.726	4		8
5	527	Peter WHARTON Snr	4:26.111	6	4:21.054	7		13
6	144	Leigh-Anne SEDGEWICK	4:32.542	8	4:20.562	6		14
7	168	Darren BLEASDALE	4:26.760	7	4:21.054	8		15
8	47	Chris LANGLEY	4:16.582	5	4:34.138	10		15
9	44	Andy PECOVER	5:16.045	11	4:20.439	5		16
10	61	Bradley TURNER	5:15.705	10	4:21.714	9		19
11	30	NiK ARTLEY	4:50.663	9	4:42.554	12		21
12	614	Abbie McGUINNESS	5:59.007	12	4:35.682	11		23
DNF	48	Todd CROOKS		80		90		170

Clerk of the Course

Sig : Rod Stanniland Time :

Chief Timekeeper : Alan Sharp (SMART Timing)

Results available at www.smart-timing.co.uk and www.speedhive.com

Printed: 30/06/2021 17:07:10

Orbits

BTRDA Clubmans Rallycross - Round 2

Sorted on Laps

All Classes

Blyton 0.808 miles

Race 19 - Classic - Heat 2A

27/06/2021 12:49

Race started at 12:43:18

Pos	No.	Name	Make/Model	CC	Class	Laps	Total Tm	Diff	Best Tm	In Lap	Best Speed
1	99	John CROSS	Lancia Stratos R	2800	C 3	4	4:22.143		1:05.520	2	44.385
2	761	David MARTIN	Peugeot 205 Gti	1998	C 2	4	4:25.297	3.154	1:05.682	2	44.275
3	179	Mark FINCH	Ford Fiesta Mk3	1600	C 2	4	4:37.528	15.385	1:09.444	4	41.877
4	422	Helen CROOKS	Classic Mini	1275	C 1	4	5:02.681	40.538	1:16.805	4	37.863
Not classified											
DNS	12	Marc JONES	Toyota MR2	2000T	C 4			DNS		0	-
DNS	525	Andy REED	Vauxhall Corsa B	2000	C 2			DNS		0	-

Margin of Victory	Avg. Speed	Best Lap Tm	Best Speed	Best Lap by
3.154	44.374	1:05.520	44.385	99 - John CROSS

Clerk of the Course

Orbits

Sig : Rod Stanniland Time :

Chief Timekeeper : Alan Sharp (SMART Timing)

Results available at www.smart-timing.co.uk and www.speedhive.com

Printed: 30/06/2021 17:31:19

BTRDA Clubmans Rallycross - Round 2

All Classes

Blyton 0.808 miles

Race 19 - Classic - Heat 2A

27/06/2021 12:49

Race started at 12:43:18

Lap	Lap Tm	Diff	Time of Day
(99) John CROSS			
1			12:44:24.147
2	1:05.520		12:45:29.667
3	1:05.692	+0.172	12:46:35.359
4	1:05.769	+0.249	12:47:41.128
(761) David MARTIN			
1			12:44:24.738
2	1:05.682		12:45:30.420
3	1:07.272	+1.590	12:46:37.692
4	1:06.590	+0.908	12:47:44.282
(179) Mark FINCH			
1			12:44:24.772
2	1:12.496	+3.052	12:45:37.268
3	1:09.801	+0.357	12:46:47.069
4	1:09.444		12:47:56.513
(422) Helen CROOKS			
1			12:44:32.963
2	1:14.456	-2.349	12:45:47.419
3	1:17.442	+0.637	12:47:04.861
4	1:16.805		12:48:21.666

Lap Lap Tm Diff Time of Day

Lap Lap Tm Diff Time of Day

Clerk of the Course

Sig : Rod Stanniland Time :

Chief Timekeeper : Alan Sharp (SMART Timing)

Results available at www.smart-timing.co.uk and www.speedhive.com

Printed: 30/06/2021 17:23:11

Orbits

BTRDA Clubmans Rallycross - Round 2

Lapchart

All Classes

Blyton 0.808 miles

Race 19 - Classic - Heat 2A

27/06/2021 12:49

Race started at 12:43:18



Competitors		Laps			
		1	2	3	4
John CROSS (99)	1	99	99	99	99
David MARTIN (761)	2	761	761	761	761
Mark FINCH (179)	3	179	179	179	179
Helen CROOKS (422)	4	422	422	422	422
-	5				

Clerk of the Course

Sig : Rod Stanniland Time :

Chief Timekeeper : Alan Sharp (SMART Timing)

Results available at www.smart-timing.co.uk and www.speedhive.com

Printed: 30/06/2021 17:23:29

Orbits

BTRDA Clubmans Rallycross - Round 2

Sorted on Laps

All Classes

Blyton 0.808 miles

Race 20 - Classic - Heat 2B

27/06/2021 12:56

Race started at 13:18:08

Pos	No.	Name	Make/Model	CC	Class	Laps	Total Tm	Diff	Best Tm	In Lap	Best Speed
1	333	Lee WOOD	Ford Escort Mk2	2000	C 2	4	4:17.310		1:04.183	2	45.309
2	97	Vincent BRISTOW	BMW 318i	2800	C 3	4	4:21.879	4.569	1:05.301	2	44.533
3	183	Jamie McBAIN	Peugeot 205 GTi	1998	C 2	4	4:33.211	15.901	1:06.965	3	43.427
4	24	Thomas EDMUNDS	Vauxhall Corsa	1600	C 2	4	4:35.053	17.743	1:07.660	4	42.981
Not classified											
DNS	17	David EWIN	Ford Fiesta Evo	2000T	C 3			DNS		0	-

Margin of Victory	Avg. Speed	Best Lap Tm	Best Speed	Best Lap by
4.569	45.207	1:04.183	45.309	333 - Lee WOOD

Clerk of the Course

Orbits

Sig : Rod Stanniland Time :

Chief Timekeeper : Alan Sharp (SMART Timing)

Results available at www.smart-timing.co.uk and www.speedhive.com

Printed: 30/06/2021 17:24:25

BTRDA Clubmans Rallycross - Round 2

All Classes

Blyton 0.808 miles

Race 20 - Classic - Heat 2B

27/06/2021 12:56

Race started at 13:18:08

Lap	Lap Tm	Diff	Time of Day
(333) Lee WOOD			
1			13:19:11.426
2	1:04.183		13:20:15.609
3	1:05.741	+1.558	13:21:21.350
4	1:04.557	+0.374	13:22:25.907
(97) Vincent BRISTOW			
1			13:19:11.742
2	1:05.301		13:20:17.043
3	1:06.470	+1.169	13:21:23.513
4	1:06.963	+1.662	13:22:30.476
(183) Jamie McBAIN			
1			13:19:17.582
2	1:10.173	+3.208	13:20:27.755
3	1:06.965		13:21:34.720
4	1:07.088	+0.123	13:22:41.808
(24) Thomas EDMUNDS			
1			13:19:19.145
2	1:08.630	+0.970	13:20:27.775
3	1:08.215	+0.555	13:21:35.990
4	1:07.660		13:22:43.650

Lap Lap Tm Diff Time of Day

Lap Lap Tm Diff Time of Day

Clerk of the Course

Orbits

Sig : Rod Stanniland Time :

Chief Timekeeper : Alan Sharp (SMART Timing)

Results available at www.smart-timing.co.uk and www.speedhive.com

Printed: 30/06/2021 17:24:41

BTRDA Clubmans Rallycross - Round 2

Lapchart


All Classes

Blyton 0.808 miles

Race 20 - Classic - Heat 2B

27/06/2021 12:56

Race started at 13:18:08



Competitors		Laps			
		1	2	3	4
Lee WOOD (333)	1	333	333	333	333
Vincent BRISTOW (97)	2	97	97	97	97
Jamie McBAIN (183)	3	183	183	183	183
Thomas EDMUNDS (24)	4	24	24	24	24
-	5				

Clerk of the Course

Sig : Rod Stanniland Time :

Chief Timekeeper : Alan Sharp (SMART Timing)

Results available at www.smart-timing.co.uk and www.speedhive.com

Printed: 30/06/2021 17:25:03

Orbits

BTRDA Clubmans Rallycross - Round 2

All Classes

Blyton 0.808 miles

Classic - Points



Pos	No.	Name	M1. Total Tm	M1.	M2. Total Tm	M2.	M3. Total Tm	Total points
1	333	Lee WOOD	4:21.679	2	4:17.310	1		3
2	99	John CROSS	4:20.208	1	4:22.143	3		4
3	97	Vincent BRISTOW	4:29.280	4	4:21.879	2		6
4	761	David MARTIN	4:31.194	7	4:25.297	4		11
5	24	Thomas EDMUNDS	4:30.450	6	4:35.053	6		12
6	183	Jamie McBAIN	4:49.178	9	4:33.211	5		14
7	179	Mark FINCH	4:48.085	8	4:37.528	7		15
8	422	Helen CROOKS	5:03.271	10	5:02.681	8		18
9	12	Marc JONES	4:27.995	3		90		93
10	17	David EWIN	4:29.513	5		90		95
DNS	525	Andy REED		90		90		180

Clerk of the Course

Sig : Rod Stanniland Time :

Chief Timekeeper : Alan Sharp (SMART Timing)

Results available at www.smart-timing.co.uk and www.speedhive.com

Printed: 30/06/2021 17:37:37

Orbits

BTRDA Clubmans Rallycross - Round 2

Sorted on Laps

All Classes

Blyton 0.808 miles

Race 21 - Juniors - Heat 2A

27/06/2021 13:03

Race started at 13:24:41

Pos	No.	Name	Make/Model	CC	Class	Laps	Total Tm	Diff	Best Tm	In Lap	Best Speed
1	85	Kacper POTYRA	Citroen Saxo	1400	J	4	4:35.694		1:03.289	3	45.949
2	927	Owen ROBBINS	Suzuki Swift	1300	J	4	4:36.307	0.613	1:08.711	4	42.323
3	81	James HAWKES	Suzuki Swift	1300	J	4	5:15.418	39.724	1:19.384	4	36.633
4	140	Alfie CAMPBELL	VW Lupo	1400	J	4	5:16.097	40.403	1:15.875	3	38.327

Margin of Victory	Avg. Speed	Best Lap Tm	Best Speed	Best Lap by
0.613	42.193	1:03.289	45.949	85 - Kacper POTYRA

Clerk of the Course

Orbits

Sig : Rod Stanniland Time :

Chief Timekeeper : Alan Sharp (SMART Timing)

Results available at www.smart-timing.co.uk and www.speedhive.com

Printed: 30/06/2021 17:43:10

BTRDA Clubmans Rallycross - Round 2

All Classes

Blyton 0.808 miles

Race 21 - Juniors - Heat 2A

27/06/2021 13:03

Race started at 13:24:41

Lap	Lap Tm	Diff	Time of Day
(85) Kacper POTYRA			
1			13:25:47.289
2	1:11.576	+8.287	13:26:58.865
3	1:03.289		13:28:02.154
4	1:14.583	+11.294	13:29:16.737
(927) Owen ROBBINS			
1			13:25:48.669
2	1:10.712	+2.001	13:26:59.381
3	1:09.258	+0.547	13:28:08.639
4	1:08.711		13:29:17.350
(81) James HAWKES			
1			13:25:57.710
2	1:20.739	+1.355	13:27:18.449
3	1:18.628	-0.756	13:28:37.077
4	1:19.384		13:29:56.461
(140) Alfie CAMPBELL			
1			13:26:07.124
2	1:16.162	+0.287	13:27:23.286
3	1:15.875		13:28:39.161
4	1:17.979	+2.104	13:29:57.140

Lap Lap Tm Diff Time of Day

Lap Lap Tm Diff Time of Day

Clerk of the Course

Sig : Rod Stanniland Time :

Chief Timekeeper : Alan Sharp (SMART Timing)

Results available at www.smart-timing.co.uk and www.speedhive.com

Printed: 30/06/2021 17:43:27

Orbits

BTRDA Clubmans Rallycross - Round 2

Lapchart

All Classes

Blyton 0.808 miles

Race 21 - Juniors - Heat 2A

27/06/2021 13:03

Race started at 13:24:41



Competitors	Laps				
	1	2	3	4	
Kacper POTYRA (85)	1	85	85	85	85
Owen ROBBINS (927)	2	927	927	927	927
James HAWKES (81)	3	81	81	81	81
Alfie CAMPBELL (140)	4	140	140	140	140

Clerk of the Course

Sig : Rod Stanniland Time :

Chief Timekeeper : Alan Sharp (SMART Timing)

Results available at www.smart-timing.co.uk and www.speedhive.com

Printed: 30/06/2021 17:43:47

Orbits

BTRDA Clubmans Rallycross - Round 2

Sorted on Laps

All Classes

Blyton 0.808 miles

Race 22 - Juniors - Heat 2B

27/06/2021 13:10

Race started at 13:31:55

Pos	No.	Name	Make/Model	CC	Class	Laps	Total Tm	Diff	Best Tm	In Lap	Best Speed
1	110	Max WATT	Suzuki Swift	1328	J	4	4:38.467		1:08.380	3	42.528
2	5	Will OVENDEN	Suzuki Swift	1328	J	4	4:38.968	0.501	1:09.666	3	41.743
3	152	Caitlin MAY	Suzuki Swift	1300	J	4	4:51.373	12.906	1:11.697	2	40.561
4	326	Corey PADGETT	Suzuki Swift	1300	J	4	5:11.307	32.840	1:16.206	2	38.161

Margin of Victory	Avg. Speed	Best Lap Tm	Best Speed	Best Lap by
0.501	41.773	1:08.380	42.528	110 - Max WATT

Clerk of the Course

Orbits

Sig : Rod Stanniland Time :

Chief Timekeeper : Alan Sharp (SMART Timing)

Results available at www.smart-timing.co.uk and www.speedhive.com

Printed: 30/06/2021 17:44:10

BTRDA Clubmans Rallycross - Round 2

All Classes

Blyton 0.808 miles

Race 22 - Juniors - Heat 2B

27/06/2021 13:10

Race started at 13:31:55

Lap	Lap Tm	Diff	Time of Day
(110) Max WATT			
1			13:33:04.489
2	1:08.927	+0.547	13:34:13.416
3	1:08.380		13:35:21.796
4	1:11.828	+3.448	13:36:33.624
(5) Will OVENDEN			
1			13:33:03.901
2	1:10.635	+0.969	13:34:14.536
3	1:09.666		13:35:24.202
4	1:09.923	+0.257	13:36:34.125
(152) Caitlin MAY			
1			13:33:09.409
2	1:11.697		13:34:21.106
3	1:12.568	+0.871	13:35:33.674
4	1:12.856	+1.159	13:36:46.530
(326) Corey PADGETT			
1			13:33:16.670
2	1:16.206		13:34:32.876
3	1:16.846	+0.640	13:35:49.722
4	1:16.742	+0.536	13:37:06.464

Lap Lap Tm Diff Time of Day

Lap Lap Tm Diff Time of Day

Clerk of the Course

Sig : Rod Stanniland Time :

Chief Timekeeper : Alan Sharp (SMART Timing)

Results available at www.smart-timing.co.uk and www.speedhive.com

Printed: 30/06/2021 17:44:28

Orbits

BTRDA Clubmans Rallycross - Round 2

Lapchart

All Classes

Blyton 0.808 miles

Race 22 - Juniors - Heat 2B

27/06/2021 13:10

Race started at 13:31:55



Competitors		Laps			
		1	2	3	4
Will OVENDEN (5)	1	5	110	110	110
Max WATT (110)	2	110	5	5	5
Caitlin MAY (152)	3	152	152	152	152
Corey PADGETT (326)	4	326	326	326	326

Clerk of the Course

Sig : Rod Stanniland Time :

Chief Timekeeper : Alan Sharp (SMART Timing)

Results available at www.smart-timing.co.uk and www.speedhive.com

Printed: 30/06/2021 17:44:48

Orbits

BTRDA Clubmans Rallycross - Round 2

All Classes

Blyton 0.808 miles

Juniors - Points



Pos	No.	Name	M1. Total Tm	M1.	M2. Total Tm	M2.	M3. Total Tm	Total points
1	85	Kacper POTYRA	4:29.039	1	4:35.694	1		2
2	927	Owen ROBBINS	4:41.296	2	4:36.307	2		4
3	110	Max WATT	4:41.954	3	4:38.467	3		6
4	5	Will OVENDEN	4:44.709	4	4:38.968	4		8
5	152	Caitlin MAY	4:55.166	6	4:51.373	5		11
6	326	Corey PADGETT	4:44.790	5	5:11.307	6		11
7	81	James HAWKES	5:25.714	8	5:15.418	7		15
8	140	Alfie CAMPBELL	5:07.793	7	5:16.097	8		15

Clerk of the Course

Orbits

Sig : Rod Stanniland Time :

Chief Timekeeper : Alan Sharp (SMART Timing)

Results available at www.smart-timing.co.uk and www.speedhive.com

Printed: 30/06/2021 17:48:46

BTRDA Clubmans Rallycross - Round 2

Sorted on Laps

All Classes

Blyton 0.808 miles

Race 23 - Production 4x4 - Heat 3

27/06/2021 14:05

Race started at 14:18:10

Pos	No.	Name	Make/Model	CC	Class	Laps	Total Tm	Diff	Best Tm	In Lap	Best Speed
1	193	Christopher BAKER	Subaru Impreza	2000T	P4	4	4:13.124		1:03.956	4	45.470
2	113	Dan BEATTIE	Subaru Impreza	2000T	P4	4	4:20.866	7.742	1:03.243	3	45.983
3	295	Aaron SHAW	Subaru Impreza WRX	2000T	P4	4	4:25.974	12.850	1:05.663	4	44.288
4	11	Paul DAVIS	Subaru Impreza Sti	2000T	P4	4	4:36.560	23.436	1:07.996	2	42.768

Margin of Victory	Avg. Speed	Best Lap Tm	Best Speed	Best Lap by
7.742	45.955	1:03.243	45.983	113 - Dan BEATTIE

Clerk of the Course

Orbits

Sig : Rod Stanniland Time :

Chief Timekeeper : Alan Sharp (SMART Timing)

Results available at www.smart-timing.co.uk and www.speedhive.com

Printed: 29/06/2021 20:24:30

BTRDA Clubmans Rallycross - Round 2

All Classes

Blyton 0.808 miles

Race 23 - Production 4x4 - Heat 3

27/06/2021 14:05

Race started at 14:18:10

Lap	Lap Tm	Diff	Time of Day	Lap	Lap Tm	Diff	Time of Day	Lap	Lap Tm	Diff	Time of Day
(193) Christopher BAKER											
1			14:19:11.227								
2	1:04.410	+0.454	14:20:15.637								
3	1:04.423	+0.467	14:21:20.060								
4	1:03.956		14:22:24.016								
(113) Dan BEATTIE											
1			14:19:17.135								
2	1:06.173	+2.930	14:20:23.308								
3	1:03.243		14:21:26.551								
4	1:05.207	+1.964	14:22:31.758								
(295) Aaron SHAW											
1			14:19:16.691								
2	1:06.304	+0.641	14:20:22.995								
3	1:08.208	+2.545	14:21:31.203								
4	1:05.663		14:22:36.866								
(11) Paul DAVIS											
1			14:19:13.331								
2	1:07.996		14:20:21.327								
3	1:12.690	+4.694	14:21:34.017								
4	1:13.435	+5.439	14:22:47.452								

Clerk of the Course

Sig : Rod Stanniland Time :

Chief Timekeeper : Alan Sharp (SMART Timing)

Results available at www.smart-timing.co.uk and www.speedhive.com

Printed: 29/06/2021 20:24:47

Orbits

BTRDA Clubmans Rallycross - Round 2

Lapchart

All Classes

Blyton 0.808 miles

Race 23 - Production 4x4 - Heat 3

27/06/2021 14:05

Race started at 14:18:10

Competitors		Laps			
		1	2	3	4
Christopher BAKER (193)	1	193	193	193	193
Paul DAVIS (11)	2	11	11	113	113
Aaron SHAW (295)	3	295	295	295	295
Dan BEATTIE (113)	4	113	113	11	11

Clerk of the Course

Sig : Rod Stanniland Time :

Chief Timekeeper : Alan Sharp (SMART Timing)

Results available at www.smart-timing.co.uk and www.speedhive.com

Printed: 29/06/2021 20:25:04

Orbits

BTRDA Clubmans Rallycross - Round 2

All Classes

Blyton 0.808 miles

Production 4x4



Pos	No.	Name	R1. Total Tm	R1.	R2. Total Tm	R2.	R3. Total Tm	R3.	Total points
1	193	Christopher BAKER	4:12.475	1	4:09.604	1	4:13.124	1	2
2	113	Dan BEATTIE	4:15.918	2	4:11.957	2	4:20.866	2	4
3	295	Aaron SHAW		90	4:21.051	3	4:25.974	3	6
4	11	Paul DAVIS	4:46.832	3		80	4:36.560	4	7

Clerk of the Course

Sig : Rod Stanniland Time :

Chief Timekeeper : Alan Sharp (SMART Timing)

Results available at www.smart-timing.co.uk and www.speedhive.com

Printed: 29/06/2021 20:29:37

Orbits

BTRDA Clubmans Rallycross - Round 2

Sorted on Laps

All Classes

Blyton 0.808 miles

Race 24 - Production - Heat 3A

27/06/2021 14:12

Race started at 14:25:05

Pos	No.	Name	Make/Model	CC	Class	Laps	Total Tm	Diff	Best Tm	In Lap	Best Speed
1	7	Charley MORONEY	Citroen Saxo VTS	1600 16v	PC B	4	4:33.439		1:08.527	4	42.437
2	1	Dale FORD	Citroen Saxo VTS	1600 16v	PC B	4	4:34.858	1.419	1:07.601	4	43.018
3	151	Maciek FLORCZAK	Peugeot 106 GTi	1600 16v	PC B	4	4:37.193	3.754	1:06.544	4	43.702
4	100	Mark HENRY	Alfa Romeo 147	1600	PC B	4	4:40.698	7.259	1:10.252	2	41.395
5	259	Chris COULTHREAD	Citroen C2 VTS	1600 16v	PC B	4	4:55.447	22.008	1:12.891	4	39.896
6	606	Samual NOYE	Citroen Saxo VTS	1600 16V	PC B	4	5:41.566	1:08.127	1:08.916	2	42.197
Not classified											
DNF	67	Ryan RANDALL	Renault Clio 197	2000	PC C	1	1:18.842	DNF		0	-

Margin of Victory	Avg. Speed	Best Lap Tm	Best Speed	Best Lap by
1.419	42.541	1:06.544	43.702	151 - Maciek FLORCZAK

Clerk of the Course

Orbits

Sig : Rod Stanniland Time :

Chief Timekeeper : Alan Sharp (SMART Timing)

Results available at www.smart-timing.co.uk and www.speedhive.com

Printed: 29/06/2021 22:20:56

BTRDA Clubmans Rallycross - Round 2

All Classes

Blyton 0.808 miles

Race 24 - Production - Heat 3A

27/06/2021 14:12

Race started at 14:25:05

Lap	Lap Tm	Diff	Time of Day
(7) Charley MORONEY			
1			14:26:12.949
2	1:08.918	+0.391	14:27:21.867
3	1:08.589	+0.062	14:28:30.456
4	1:08.527		14:29:38.983
(1) Dale FORD			
1			14:26:14.408
2	1:10.226	+2.625	14:27:24.634
3	1:08.167	+0.566	14:28:32.801
4	1:07.601		14:29:40.402
(151) Maciek FLORCZAK			
1			14:26:15.274
2	1:10.347	+3.803	14:27:25.621
3	1:10.572	+4.028	14:28:36.193
4	1:06.544		14:29:42.737
(100) Mark HENRY			
1			14:26:13.775
2	1:10.252		14:27:24.027
3	1:11.573	+1.321	14:28:35.600
4	1:10.642	+0.390	14:29:46.242
(259) Chris COULTHREAD			
1			14:26:20.300
2	1:14.836	+1.945	14:27:35.136
3	1:12.964	+0.073	14:28:48.100
4	1:12.891		14:30:00.991
(606) Samuel NOYE			
1			14:26:17.313
2	1:08.916		14:27:26.229
3	1:22.540	+13.624	14:28:48.769
4	1:58.341	+49.425	14:30:47.110
(67) Ryan RANDALL			
1			14:26:24.386

Lap Lap Tm Diff Time of Day

Lap Lap Tm Diff Time of Day

Clerk of the Course

Sig : Rod Stanniland Time :

Chief Timekeeper : Alan Sharp (SMART Timing)

Results available at www.smart-timing.co.uk and www.speedhive.com

Printed: 29/06/2021 22:21:15

Orbits

BTRDA Clubmans Rallycross - Round 2

Lapchart

All Classes

Blyton 0.808 miles

Race 24 - Production - Heat 3A

27/06/2021 14:12

Race started at 14:25:05



Competitors		Laps			
		1	2	3	4
Charley MORONEY (7)	1	7	7	7	7
Mark HENRY (100)	2	100	100	1	1
Dale FORD (1)	3	1	1	100	151
Maciek FLORCZAK (151)	4	151	151	151	100
Samual NOYE (606)	5	606	606	259	259
Chris COULTHREAD (259)	6	259	259	606	606
Ryan RANDALL (67)	7	67			

Clerk of the Course

Sig : Rod Stanniland Time :

Chief Timekeeper : Alan Sharp (SMART Timing)

Results available at www.smart-timing.co.uk and www.speedhive.com

Printed: 29/06/2021 22:21:36

Orbits

BTRDA Clubmans Rallycross - Round 2

Sorted on Laps

All Classes

Blyton 0.808 miles

Race 25 - Production - Heat 3B

27/06/2021 14:19

Race started at 14:34:31

Pos	No.	Name	Make/Model	CC	Class	Laps	Total Tm	Diff	Best Tm	In Lap	Best Speed
1	746	Hamish GILFILLAN	Vauxhall Corsa	1600 16v	PC B	4	4:32.463		2:12.857	3	21.889
2	80	Harry VAULKHARD	Citroen Saxo VTS	1600 16v	PC B	4	4:33.142	0.679	2:13.250	3	21.824
3	218	David WAPPAT	Honda Civic Type R	2000	PC C	4	4:35.198	2.735		0	-
4	605	James ORTON	Peugeot 106 GTi	1600 16v	PC B	4	4:39.852	7.389	1:07.955	3	42.794
5	666	Stephen GREENWOOD	Ford Ka	1600 8v	PC A	4	4:41.506	9.043		0	-
6	888	Chris GILBERT	Citroen C2 VTS	1600 16v	PC B	4	4:42.326	9.863	1:09.148	3	42.056

Announcements

Car No 605 total time penalty 5 secs - exceeding track limits

Margin of Victory	Avg. Speed	Best Lap Tm	Best Speed	Best Lap by
0.679	42.693	1:07.955	42.794	605 - James ORTON

Clerk of the Course

Orbits

Sig : Rod Stanniland Time :

Chief Timekeeper : Alan Sharp (SMART Timing)

Results available at www.smart-timing.co.uk and www.speedhive.com

Printed: 29/06/2021 22:21:58

BTRDA Clubmans Rallycross - Round 2

All Classes

Blyton 0.808 miles

Race 25 - Production - Heat 3B

27/06/2021 14:19

Race started at 14:34:31

Lap	Lap Tm	Diff	Time of Day
(746) Hamish GILFILLAN			
1			14:35:38.523
2	4.721	-2:08.136	14:35:43.244
3	2:12.857		14:37:56.101
4	1:08.261	-1:04.596	14:39:04.362
(80) Harry VAULKHARD			
1			14:35:39.665
2	3.580	-2:09.670	14:35:43.245
3	2:13.250		14:37:56.495
4	1:08.546	-1:04.704	14:39:05.041
(218) David WAPPAT			
1			14:35:40.936
2	1:12.754	3:59:42.021	14:36:53.690
3	1:03.823	3:59:50.952	14:37:57.513
4	1:09.584	3:59:45.191	14:39:07.097
(605) James ORTON			
1			14:35:40.267
2	1:09.154	+1.199	14:36:49.421
3	1:07.955		14:37:57.376
4	1:09.375	+1.420	14:39:06.751
(666) Stephen GREENWOOD			
1			14:35:42.591
2	2:14.462	3:58:40.313	14:37:57.053
3	0.646	4:00:54.129	14:37:57.699
4	1:15.706	3:59:39.069	14:39:13.405
(888) Chris GILBERT			
1			14:35:41.975
2	1:12.436	+3.288	14:36:54.411
3	1:09.148		14:38:03.559
4	1:10.666	+1.518	14:39:14.225

Lap Lap Tm Diff Time of Day

Lap Lap Tm Diff Time of Day

Clerk of the Course

Sig : Rod Stanniland Time :

Chief Timekeeper : Alan Sharp (SMART Timing)

Results available at www.smart-timing.co.uk and www.speedhive.com

Printed: 29/06/2021 22:22:19

Orbits

BTRDA Clubmans Rallycross - Round 2

Lapchart

All Classes

Blyton 0.808 miles

Race 25 - Production - Heat 3B

27/06/2021 14:19

Race started at 14:34:31



Competitors	Laps				
	1	2	3	4	
Hamish GILFILLAN (746)	1	746	746	746	746
Harry VAULKHARD (80)	2	80	80	80	80
James ORTON (605)	3	605	605	605	605
David WAPPAT (218)	4	218	218	218	218
Chris GILBERT (888)	5	888	888	666	666
Stephen GREENWOOD (666)	6	666	666	888	888

Clerk of the Course

Sig : Rod Stanniland Time :

Chief Timekeeper : Alan Sharp (SMART Timing)

Results available at www.smart-timing.co.uk and www.speedhive.com

Printed: 29/06/2021 22:22:42

Orbits

BTRDA Clubmans Rallycross - Round 2

Sorted on Laps

All Classes

Blyton 0.808 miles

Race 26 - Production - Heat 3C

27/06/2021 14:26

Race started at 14:42:10

Pos	No.	Name	Make/Model	CC	Class	Laps	Total Tm	Diff	Best Tm	In Lap	Best Speed
1	201	James AVISON	Ford Focus	2000	PC C	4	4:32.676		1:07.690	4	42.962
2	212	Simon COFIELD	Peugeot 206 GTi	2000	PC C	4	4:35.635	2.959	1:08.080	3	42.716
3	64	Karl JARVIS	Citroen Saxo VTS	1600 16v	PC B	4	4:41.079	8.403	1:08.557	2	42.418
4	515	Matt READ	Vauxhall Corsa	1800	PC C	4	4:48.493	15.817	1:10.024	2	41.530
Not classified											
DQ	77	Mike DRESSER	Honda Civic Type R	2000	PC C	4	4:31.302	DQ		0	-

Announcements

Car No 77 Disqualified - No mandatory camera fitted

Margin of Victory	Avg. Speed	Best Lap Tm	Best Speed	Best Lap by
2.959	42.660	1:07.690	42.962	201 - James AVISON

Clerk of the Course

Orbits

Sig : Rod Stanniland Time :

Chief Timekeeper : Alan Sharp (SMART Timing)

Results available at www.smart-timing.co.uk and www.speedhive.com

Printed: 29/06/2021 22:23:12

BTRDA Clubmans Rallycross - Round 2

All Classes

Blyton 0.808 miles

Race 26 - Production - Heat 3C

27/06/2021 14:26

Race started at 14:42:10

Lap	Lap Tm	Diff	Time of Day
(201) James AVISON			
1			14:43:19.007
2	1:08.335	+0.645	14:44:27.342
3	1:08.351	+0.661	14:45:35.693
4	1:07.690		14:46:43.383
(212) Simon COFIELD			
1			14:43:20.567
2	1:08.331	+0.251	14:44:28.898
3	1:08.080		14:45:36.978
4	1:09.364	+1.284	14:46:46.342
(64) Karl JARVIS			
1			14:43:16.750
2	1:08.557		14:44:25.307
3	1:07.111	-1.446	14:45:32.418
4	1:19.368	+10.811	14:46:51.786
(515) Matt READ			
1			14:43:22.027
2	1:10.024		14:44:32.051
3	1:15.292	+5.268	14:45:47.343
4	1:11.857	+1.833	14:46:59.200
(77) Mike DRESSER			
1			14:43:17.897
2	1:08.565	3:59:46.210	14:44:26.462
3	1:06.633	3:59:48.142	14:45:33.095
4	1:08.914	3:59:45.861	14:46:42.009

Lap Lap Tm Diff Time of Day

Lap Lap Tm Diff Time of Day

Clerk of the Course

Sig : Rod Stanniland Time :

Chief Timekeeper : Alan Sharp (SMART Timing)

Results available at www.smart-timing.co.uk and www.speedhive.com

Printed: 29/06/2021 22:23:31

Orbits

BTRDA Clubmans Rallycross - Round 2

Lapchart


All Classes

Blyton 0.808 miles

Race 26 - Production - Heat 3C

27/06/2021 14:26

Race started at 14:42:10



Competitors		Laps			
		1	2	3	4
Karl JARVIS (64)	1	64	64	64	77
Mike DRESSER (77)	2	77	77	77	201
James AVISON (201)	3	201	201	201	212
Simon COFIELD (212)	4	212	212	212	64
Matt READ (515)	5	515	515	515	515

Clerk of the Course

Sig : Rod Stanniland Time :

Chief Timekeeper : Alan Sharp (SMART Timing)

Results available at www.smart-timing.co.uk and www.speedhive.com

Printed: 29/06/2021 22:23:54

Orbits

BTRDA Clubmans Rallycross - Round 2

All Classes

Blyton 0.808 miles

Production - Points

Pos	No.	Name	M1. Total Tm	M1.	M2. Total Tm	M2.	M3. Total Tm	M3.	Total points
1	80	Harry VAULKHARD	4:28.211	2	4:28.801	2	4:33.142	3	4
2	605	James ORTON	4:27.486	1	4:35.892	5	4:39.852	9	6
3	201	James AVISON	4:38.337	9	4:37.651	6	4:32.676	2	8
4	77	Mike DRESSER	4:32.724	5	4:29.408	3		95	8
5	1	Dale FORD	4:29.119	4	4:38.056	7	4:34.858	5	9
6	64	Karl JARVIS	4:36.962	8	4:28.384	1	4:41.079	11	9
7	746	Hamish GILFILLAN	4:40.581	10	4:43.227	13	4:32.463	1	11
8	7	Charley MORONEY	4:36.200	7	4:39.242	9	4:33.439	4	11
9	212	Simon COFIELD	4:48.852	14	4:33.133	4	4:35.635	7	11
10	151	Maciek FLORCZAK	4:28.390	3	4:38.754	8	4:37.193	8	11
11	218	David WAPPAT	4:34.593	6	4:42.175	11	4:35.198	6	12
12	100	Mark HENRY	4:47.391	12	4:56.025	18	4:40.698	10	22
13	666	Stephen GREENWOOD	4:50.143	15	4:42.575	12	4:41.506	12	24
14	888	Chris GILBERT	4:47.240	11	4:48.328	14	4:42.326	13	24
15	515	Matt READ	4:48.051	13	4:49.233	15	4:48.493	14	27
16	259	Chris COULTHREAD	4:59.883	17	4:53.737	17	4:55.447	15	32
17	606	Samual NOYE	4:54.576	16	4:52.394	16	5:41.566	16	32
18	67	Ryan RANDALL		80	4:39.700	10		80	90

Clerk of the Course

Sig : Rod Stanniland Time :

Chief Timekeeper : Alan Sharp (SMART Timing)

Results available at www.smart-timing.co.uk and www.speedhive.com

Printed: 29/06/2021 22:30:39

Orbits

BTRDA Clubmans Rallycross - Round 2

Sorted on Laps

All Classes

Blyton 0.808 miles

Race 27 - Super Modified - Heat 3A

27/06/2021 14:33

Race started at 14:48:45

Pos	No.	Name	Make/Model	CC	Class	Laps	Total Tm	Diff	Best Tm	In Lap	Best Speed
1	47	Chris LANGLEY	Ford Focus RWD	2000T	SM 3	4	4:14.178		1:03.538	2	45.769
2	527	Peter WHARTON Snr	Peugeot 106 GTi	2000	SM 2	4	4:18.635	4.457	1:04.957	2	44.769

Margin of Victory	Avg. Speed	Best Lap Tm	Best Speed	Best Lap by
4.457	45.764	1:03.538	45.769	47 - Chris LANGLEY

Clerk of the Course

Orbits

Sig : Rod Stanniland Time :

Chief Timekeeper : Alan Sharp (SMART Timing)

Results available at www.smart-timing.co.uk and www.speedhive.com

Printed: 29/06/2021 22:47:27

BTRDA Clubmans Rallycross - Round 2

All Classes

Blyton 0.808 miles

Race 27 - Super Modified - Heat 3A

27/06/2021 14:33

Race started at 14:48:45

Lap	Lap Tm	Diff	Time of Day
(47) Chris LANGLEY			
1			14:49:49.342
2	1:03.538		14:50:52.880
3	1:03.994	+0.456	14:51:56.874
4	1:02.987	-0.551	14:52:59.861

(527) Peter WHARTON Snr			
1			14:49:50.053
2	1:04.957		14:50:55.010
3	1:04.979	+0.022	14:51:59.989
4	1:04.329	-0.628	14:53:04.318

Lap	Lap Tm	Diff	Time of Day
-----	--------	------	-------------

Lap	Lap Tm	Diff	Time of Day
-----	--------	------	-------------

Clerk of the Course

Sig : Rod Stanniland Time :

Chief Timekeeper : Alan Sharp (SMART Timing)

Results available at www.smart-timing.co.uk and www.speedhive.com

Printed: 29/06/2021 22:47:52

Orbits



BTRDA Clubmans Rallycross - Round 2

Lapchart

All Classes

Blyton 0.808 miles

Race 27 - Super Modified - Heat 3A

27/06/2021 14:33

Race started at 14:48:45



Competitors	Laps			
	1	2	3	4
Chris LANGLEY (47)	47	47	47	47
Peter WHARTON Snr (527)	527	527	527	527

Clerk of the Course

Sig : Rod Stanniland Time :

Chief Timekeeper : Alan Sharp (SMART Timing)

Results available at www.smart-timing.co.uk and www.speedhive.com

Printed: 29/06/2021 22:48:13

Orbits



BTRDA Clubmans Rallycross - Round 2

Sorted on Laps

All Classes										Blyton 0.808 miles																			
Race 28 - Super Modified / Modified - Heat 3B										27/06/2021 14:40																			
Race started at 14:55:05																													

Pos	No.	Name	Make/Model	CC	Class	Laps	Total Tm	Diff	Best Tm	In Lap	Best Speed
1	62	Phil CHICKEN	Citroen C2 S1600	1600	SM 1	4	4:11.957		1:03.461	2	45.825
2	98	Jonny CHRISP	Citroen Saxo VTS	1587	SM	4	4:26.867	14.910	1:06.365	2	43.819
Not classified											
DNF	219	Gary COOK	Ford Fiesta Mk6	2000	SM 2	2	2:06.040	DNF	1:04.669	2	44.969

Margin of Victory	Avg. Speed	Best Lap Tm	Best Speed	Best Lap by
14.910	46.168	1:03.461	45.825	62 - Phil CHICKEN

BTRDA Clubmans Rallycross - Round 2

All Classes

Blyton 0.808 miles

Race 28 - Super Modified / Modified - Heat 3B

27/06/2021 14:40

Race started at 14:55:05

Lap	Lap Tm	Diff	Time of Day
(62) Phil CHICKEN			
1			14:56:06.381
2	1:03.461		14:57:09.842
3	1:03.949	+0.488	14:58:13.791
4	1:03.953	+0.492	14:59:17.744
(98) Jonny CHRISP			
1			14:56:09.775
2	1:06.365		14:57:16.140
3	1:07.354	+0.989	14:58:23.494
4	1:09.160	+2.795	14:59:32.654
(219) Gary COOK			
1			14:56:07.158
2	1:04.669		14:57:11.827

Lap	Lap Tm	Diff	Time of Day
-----	--------	------	-------------

Lap	Lap Tm	Diff	Time of Day
-----	--------	------	-------------

Clerk of the Course

Sig : Rod Stanniland Time :

Chief Timekeeper : Alan Sharp (SMART Timing)

Results available at www.smart-timing.co.uk and www.speedhive.com

Printed: 29/06/2021 22:48:54

Orbits



BTRDA Clubmans Rallycross - Round 2

Lapchart

All Classes

Blyton 0.808 miles

Race 28 - Super Modified / Modified - Heat 3B

27/06/2021 14:40

Race started at 14:55:05



Competitors		Laps			
		1	2	3	4
Phil CHICKEN (62)	1	62	62	62	62
Gary COOK (219)	2	219	219	98	98
Jonny CHRISP (98)	3	98	98		

Clerk of the Course

Sig : Rod Stanniland Time :

Chief Timekeeper : Alan Sharp (SMART Timing)

Results available at www.smart-timing.co.uk and www.speedhive.com

Printed: 29/06/2021 22:49:15

Orbits



BTRDA Clubmans Rallycross - Round 2

Sorted on Laps

All Classes	Blyton 0.808 miles	
Race 29 - Super Modified (BMW Mini) Re-Run	27/06/2021 14:50	
Race started at 15:30:49		

Pos	No.	Name	Make/Model	CC	Class	Laps	Total Tm	Diff	Best Tm	In Lap	Best Speed
1	144	Leigh-Anne SEDGEWIC	BMW Mini Cooper S	1600S	SM 4	4	4:14.981		1:04.588	3	45.025
2	168	Darren BLEASDALE	BMW Mini Cooper S	1600S	SM 4	4	4:21.620	6.639	1:05.374	3	44.484
3	44	Andy PECOVER	Mini Cooper S	1600S	SM 4	4	4:25.056	10.075	1:05.221	3	44.588

Not classified

DNS	61	Bradley TURNER	BMW Mini Cooper S	1600S	SM 4			DNS		0	-
DNS	614	Abbie McGUINNESS	BMW Mini Cooper S	1600S	SM 4			DNS		0	-

Margin of Victory	Avg. Speed	Best Lap Tm	Best Speed	Best Lap by
6.639	45.620	1:04.588	45.025	144 - Leigh-Anne SEDGEWICK

BTRDA Clubmans Rallycross - Round 2

All Classes

Blyton 0.808 miles

Race 29 - Super Modified (BMW Mini) Re-Run

27/06/2021 14:50

Race started at 15:30:49

Lap	Lap Tm	Diff	Time of Day
(144) Leigh-Anne SEDGEWICK			
1			15:31:50.585
2	1:04.828	+0.240	15:32:55.413
3	1:04.588		15:34:00.001
4	1:04.691	+0.103	15:35:04.692
(168) Darren BLEASDALE			
1			15:31:52.355
2	1:06.659	+1.285	15:32:59.014
3	1:05.374		15:34:04.388
4	1:06.943	+1.569	15:35:11.331
(44) Andy PECOVER			
1			15:31:53.271
2	1:07.341	+2.120	15:33:00.612
3	1:05.221		15:34:05.833
4	1:08.934	+3.713	15:35:14.767

Lap Lap Tm Diff Time of Day

Lap Lap Tm Diff Time of Day

Clerk of the Course

Sig : Rod Stanniland Time :

Chief Timekeeper : Alan Sharp (SMART Timing)

Results available at www.smart-timing.co.uk and www.speedhive.com

Printed: 29/06/2021 22:49:53

Orbits



BTRDA Clubmans Rallycross - Round 2

Lapchart

All Classes

Blyton 0.808 miles

Race 29 - Super Modified (BMW Mini) Re-Run

27/06/2021 14:50

Race started at 15:30:49



Competitors		Laps			
		1	2	3	4
Leigh-Anne SEDGEWICK (144)	1	144	144	144	144
Darren BLEASDALE (168)	2	168	168	168	168
Andy PECOVER (44)	3	44	44	44	44
-	4				
-	5				

Clerk of the Course

Orbits

Sig : Rod Stanniland Time :

Chief Timekeeper : Alan Sharp (SMART Timing)

Results available at www.smart-timing.co.uk and www.speedhive.com

Printed: 29/06/2021 22:50:13



BTRDA Clubmans Rallycross - Round 2

All Classes

Blyton 0.808 miles

Super Modified - Points

Pos	No.	Name	M1. Total Tm	M1.	M2. Total Tm	M2.	M3. Total Tm	M3.	Total points
1	39	Fred LING	4:05.997	1	4:01.111	2		90	3
2	167	Jason BLEASDALE	4:12.321	3	3:59.544	1		90	4
3	62	Phil CHICKEN	4:16.241	4	4:14.726	4	4:11.957	1	5
4	219	Gary COOK	4:10.795	2	4:06.212	3		80	5
5	47	Chris LANGLEY	4:16.582	5	4:34.138	10	4:14.178	2	7
6	144	Leigh-Anne SEDGEWICK	4:32.542	8	4:20.562	6	4:14.981	3	9
7	527	Peter WHARTON Snr	4:26.111	6	4:21.054	7	4:18.635	4	10
8	44	Andy PECOVER	5:16.045	11	4:20.439	5	4:25.056	6	11
9	168	Darren BLEASDALE	4:26.760	7	4:21.054	8	4:21.620	5	12
10	61	Bradley TURNER	5:15.705	10	4:21.714	9		90	19
11	30	NiK ARTLEY	4:50.663	9	4:42.554	12		90	21
12	614	Abbie McGUINNESS	5:59.007	12	4:35.682	11		90	23
DNF	48	Todd CROOKS		80		90		90	170

Clerk of the Course

Sig : Rod Stanniland Time :

Chief Timekeeper : Alan Sharp (SMART Timing)

Results available at www.smart-timing.co.uk and www.speedhive.com

Printed: 30/06/2021 17:07:48

Orbits

BTRDA Clubmans Rallycross - Round 2

Sorted on Laps

All Classes	Blyton 0.808 miles	
Race 30 - Classic - Heat 3A	27/06/2021 14:54	
Race started at 15:37:43		

Pos	No.	Name	Make/Model	CC	Class	Laps	Total Tm	Diff	Best Tm	In Lap	Best Speed
1	333	Lee WOOD	Ford Escort Mk2	2000	C 2	4	4:19.974		1:04.425	3	45.139
2	99	John CROSS	Lancia Stratos R	2800	C 3	4	4:30.154	10.180	1:04.505	2	45.083
3	183	Jamie McBAIN	Peugeot 205 GTi	1998	C 2	4	4:32.124	12.150	1:07.719	3	42.943
Not classified											
DNS	12	Marc JONES	Toyota MR2	2000T	C 4			DNS		0	-
DQ	97	Vincent BRISTOW	BMW 318i	2800	C 3	4	4:21.095	DQ	1:04.594	3	45.021

Margin of Victory	Avg. Speed	Best Lap Tm	Best Speed	Best Lap by
10.180	44.744	1:04.425	45.139	333 - Lee WOOD

BTRDA Clubmans Rallycross - Round 2

All Classes

Blyton 0.808 miles

Race 30 - Classic - Heat 3A

27/06/2021 14:54

Race started at 15:37:43

Lap	Lap Tm	Diff	Time of Day
(333) Lee WOOD			
1			15:38:48.237
2	1:05.176	+0.751	15:39:53.413
3	1:04.425		15:40:57.838
4	1:05.694	+1.269	15:42:03.532
(99) John CROSS			
1			15:38:45.990
2	1:04.505		15:39:50.495
3	1:05.489	+0.984	15:40:55.984
4	1:17.728	+13.223	15:42:13.712
(183) Jamie McBAIN			
1			15:38:50.941
2	1:08.017	+0.298	15:39:58.958
3	1:07.719		15:41:06.677
4	1:09.005	+1.286	15:42:15.682
(97) Vincent BRISTOW			
1			15:38:46.134
2	1:06.701	+2.107	15:39:52.835
3	1:04.594		15:40:57.429
4	1:07.224	+2.630	15:42:04.653

Lap Lap Tm Diff Time of Day

Lap Lap Tm Diff Time of Day

Clerk of the Course

Sig : Rod Stanniland Time :

Chief Timekeeper : Alan Sharp (SMART Timing)

Results available at www.smart-timing.co.uk and www.speedhive.com

Printed: 30/06/2021 17:26:38

Orbits

BTRDA Clubmans Rallycross - Round 2

Lapchart

All Classes

Blyton 0.808 miles

Race 30 - Classic - Heat 3A

27/06/2021 14:54

Race started at 15:37:43



Competitors		Laps			
		1	2	3	4
John CROSS (99)	1	99	99	99	333
Vincent BRISTOW (97)	2	97	97	97	97
Lee WOOD (333)	3	333	333	333	99
Jamie McBAIN (183)	4	183	183	183	183
-	5				

Clerk of the Course

Sig : Rod Stanniland Time :

Chief Timekeeper : Alan Sharp (SMART Timing)

Results available at www.smart-timing.co.uk and www.speedhive.com

Printed: 30/06/2021 17:27:03

Orbits



BTRDA Clubmans Rallycross - Round 2

Sorted on Laps

All Classes	Blyton 0.808 miles	
Race 31 - Classic - Heat 3B Re-Run	27/06/2021 15:04	
Race (4 Laps) started at 16:11:50		

Pos	No.	Name	Make/Model	CC	Class	Laps	Total Tm	Diff	Best Tm	In Lap	Best Speed
1	761	David MARTIN	Peugeot 205 Gti	1998	C 2	4	4:23.050		1:05.855	3	44.159
2	24	Thomas EDMUNDS	Vauxhall Corsa	1600	C 2	4	4:24.114	1.064	1:05.725	3	44.246
3	422	Helen CROOKS	Classic Mini	1275	C 1	4	4:58.136	35.086	1:14.337	2	39.120
Not classified											
DNS	179	Mark FINCH	Ford Fiesta Mk3	1600	C 2			DNS		0	-
DNS	17	David EWIN	Ford Fiesta Evo	2000T	C 3			DNS		0	-
DNS	525	Andy REED	Vauxhall Corsa B	2000	C 2			DNS		0	-

Margin of Victory	Avg. Speed	Best Lap Tm	Best Speed	Best Lap by
1.064	44.221	1:05.725	44.246	24 - Thomas EDMUNDS

Clerk of the Course	Orbits
Sig : Rod Stanniland Time : Chief Timekeeper : Alan Sharp (SMART Timing) Results available at www.smart-timing.co.uk and www.speedhive.com Printed: 30/06/2021 17:31:54	 

BTRDA Clubmans Rallycross - Round 2

All Classes

Blyton 0.808 miles

Race 31 - Classic - Heat 3B Re-Run

27/06/2021 15:04

Race (4 Laps) started at 16:11:50

Lap	Lap Tm	Diff	Time of Day
(761) David MARTIN			
1			16:12:54.573
2	1:06.314	+0.459	16:14:00.887
3	1:05.855		16:15:06.742
4	1:06.968	+1.113	16:16:13.710
(24) Thomas EDMUNDS			
1			16:12:55.682
2	1:05.798	+0.073	16:14:01.480
3	1:05.725		16:15:07.205
4	1:07.569	+1.844	16:16:14.774
(422) Helen CROOKS			
1			16:13:02.749
2	1:14.337		16:14:17.086
3	1:16.150	+1.813	16:15:33.236
4	1:15.560	+1.223	16:16:48.796

Lap Lap Tm Diff Time of Day

Lap Lap Tm Diff Time of Day

Clerk of the Course

Sig : Rod Stanniland Time :

Chief Timekeeper : Alan Sharp (SMART Timing)

Results available at www.smart-timing.co.uk and www.speedhive.com

Printed: 30/06/2021 17:29:18

Orbits

BTRDA Clubmans Rallycross - Round 2

Lapchart

All Classes

Blyton 0.808 miles

Race 31 - Classic - Heat 3B Re-Run

27/06/2021 15:04

Race (4 Laps) started at 16:11:50

Competitors		Laps			
		1	2	3	4
David MARTIN (761)	1	761	761	761	761
Thomas EDMUNDS (24)	2	24	24	24	24
Helen CROOKS (422)	3	422	422	422	422
-	4				
-	5				

Clerk of the Course

Sig : Rod Stanniland Time :

Chief Timekeeper : Alan Sharp (SMART Timing)

Results available at www.smart-timing.co.uk and www.speedhive.com

Printed: 30/06/2021 17:29:44

Orbits

BTRDA Clubmans Rallycross - Round 2

All Classes

Blyton 0.808 miles

Classic - Points



Pos	No.	Name	M1. Total Tm	M1.	M2. Total Tm	M2.	M3. Total Tm	M3.	Total points
1	333	Lee WOOD	4:21.679	2	4:17.310	1	4:19.974	1	2
2	99	John CROSS	4:20.208	1	4:22.143	3	4:30.154	4	4
3	761	David MARTIN	4:31.194	7	4:25.297	4	4:23.050	2	6
4	97	Vincent BRISTOW	4:29.280	4	4:21.879	2		95	6
5	24	Thomas EDMUNDS	4:30.450	6	4:35.053	6	4:24.114	3	9
6	183	Jamie McBAIN	4:49.178	9	4:33.211	5	4:32.124	5	10
7	422	Helen CROOKS	5:03.271	10	5:02.681	8	4:58.136	6	14
8	179	Mark FINCH	4:48.085	8	4:37.528	7		90	15
9	12	Marc JONES	4:27.995	3		90		90	93
10	17	David EWIN	4:29.513	5		90		90	95
DNS	525	Andy REED		90		90		90	180

Clerk of the Course

Orbits

Sig : Rod Stanniland Time :

Chief Timekeeper : Alan Sharp (SMART Timing)

Results available at www.smart-timing.co.uk and www.speedhive.com

Printed: 30/06/2021 17:38:13

BTRDA Clubmans Rallycross - Round 2

Sorted on Laps

All Classes

Blyton 0.808 miles

Race 32 - Juniors - Heat 3A

27/06/2021 15:08

Race started at 15:52:04

Pos	No.	Name	Make/Model	CC	Class	Laps	Total Tm	Diff	Best Tm	In Lap	Best Speed
1	110	Max WATT	Suzuki Swift	1328	J	4	4:35.727		1:07.971	4	42.784
2	927	Owen ROBBINS	Suzuki Swift	1300	J	4	4:40.369	4.642	1:08.918	3	42.196
3	5	Will OVENDEN	Suzuki Swift	1328	J	4	4:41.595	5.868	1:09.271	2	41.981
4	152	Caitlin MAY	Suzuki Swift	1300	J	4	4:47.642	11.915	1:10.863	4	41.038

Margin of Victory	Avg. Speed	Best Lap Tm	Best Speed	Best Lap by
4.642	42.188	1:07.971	42.784	110 - Max WATT

Clerk of the Course

Orbits

Sig : Rod Stanniland Time :

Chief Timekeeper : Alan Sharp (SMART Timing)

Results available at www.smart-timing.co.uk and www.speedhive.com

Printed: 30/06/2021 17:45:18

BTRDA Clubmans Rallycross - Round 2

All Classes

Blyton 0.808 miles

Race 32 - Juniors - Heat 3A

27/06/2021 15:08

Race started at 15:52:04

Lap	Lap Tm	Diff	Time of Day
(110) Max WATT			
1			15:53:15.688
2	1:08.477	+0.506	15:54:24.165
3	1:08.417	+0.446	15:55:32.582
4	1:07.971		15:56:40.553
(927) Owen ROBBINS			
1			15:53:17.298
2	1:09.740	+0.822	15:54:27.038
3	1:08.918		15:55:35.956
4	1:09.239	+0.321	15:56:45.195
(5) Will OVENDEN			
1			15:53:16.697
2	1:09.271		15:54:25.968
3	1:10.572	+1.301	15:55:36.540
4	1:09.881	+0.610	15:56:46.421
(152) Caitlin MAY			
1			15:53:18.513
2	1:11.783	+0.920	15:54:30.296
3	1:11.309	+0.446	15:55:41.605
4	1:10.863		15:56:52.468

Lap Lap Tm Diff Time of Day

Lap Lap Tm Diff Time of Day

Clerk of the Course

Sig : Rod Stanniland Time :

Chief Timekeeper : Alan Sharp (SMART Timing)

Results available at www.smart-timing.co.uk and www.speedhive.com

Printed: 30/06/2021 17:45:34

Orbits

BTRDA Clubmans Rallycross - Round 2

Lapchart

All Classes

Blyton 0.808 miles

Race 32 - Juniors - Heat 3A

27/06/2021 15:08

Race started at 15:52:04

Competitors		Laps			
		1	2	3	4
Max WATT (110)	1	110	110	110	110
Will OVENDEN (5)	2	5	5	927	927
Owen ROBBINS (927)	3	927	927	5	5
Caitlin MAY (152)	4	152	152	152	152

Clerk of the Course

Sig : Rod Stanniland Time :

Chief Timekeeper : Alan Sharp (SMART Timing)

Results available at www.smart-timing.co.uk and www.speedhive.com

Printed: 30/06/2021 17:45:58

Orbits

BTRDA Clubmans Rallycross - Round 2

Sorted on Laps

All Classes

Blyton 0.808 miles

Race 33 - Juniors - Heat 3B

27/06/2021 15:15

Race started at 16:04:46

Pos	No.	Name	Make/Model	CC	Class	Laps	Total Tm	Diff	Best Tm	In Lap	Best Speed
1	85	Kacper POTYRA	Citroen Saxo	1400	J	4	4:27.736		1:09.082	2	42.096
2	326	Corey PADGETT	Suzuki Swift	1300	J	4	4:38.816	11.080	1:06.852	3	43.500
3	140	Alfie CAMPBELL	VW Lupo	1400	J	4	5:03.724	35.988	1:13.588	4	39.518
4	81	James HAWKES	Suzuki Swift	1300	J	4	5:32.121	1:04.38!		0	-

Margin of Victory	Avg. Speed	Best Lap Tm	Best Speed	Best Lap by
11.080	43.447	1:06.852	43.500	326 - Corey PADGETT

Clerk of the Course

Orbits

Sig : Rod Stanniland Time :

Chief Timekeeper : Alan Sharp (SMART Timing)

Results available at www.smart-timing.co.uk and www.speedhive.com

Printed: 30/06/2021 17:46:24

BTRDA Clubmans Rallycross - Round 2

All Classes

Blyton 0.808 miles

Race 33 - Juniors - Heat 3B

27/06/2021 15:15

Race started at 16:04:46

Lap	Lap Tm	Diff	Time of Day
(85) Kacper POTYRA			
1			16:05:53.610
2	1:09.082		16:07:02.692
3	1:06.654	-2.428	16:08:09.346
4	1:05.382	-3.700	16:09:14.728
(326) Corey PADGETT			
1			16:05:54.626
2	1:13.371	+6.519	16:07:07.997
3	1:06.852		16:08:14.849
4	1:10.959	+4.107	16:09:25.808
(140) Alfie CAMPBELL			
1			16:06:06.399
2	1:16.617	+3.029	16:07:23.016
3	1:14.112	+0.524	16:08:37.128
4	1:13.588		16:09:50.716
(81) James HAWKES			
1			16:06:05.093
2	1:31.014	3:59:23.761	16:07:36.107
3	1:21.439	3:59:33.336	16:08:57.546
4	1:21.567	3:59:33.208	16:10:19.113

Lap Lap Tm Diff Time of Day

Lap Lap Tm Diff Time of Day

Clerk of the Course

Sig : Rod Stanniland Time :

Chief Timekeeper : Alan Sharp (SMART Timing)

Results available at www.smart-timing.co.uk and www.speedhive.com

Printed: 30/06/2021 17:46:42

Orbits

BTRDA Clubmans Rallycross - Round 2

Lapchart

All Classes

Blyton 0.808 miles

Race 33 - Juniors - Heat 3B

27/06/2021 15:15

Race started at 16:04:46



Competitors		Laps			
		1	2	3	4
Kacper POTYRA (85)	1	85	85	85	85
Corey PADGETT (326)	2	326	326	326	326
James HAWKES (81)	3	81	140	140	140
Alfie CAMPBELL (140)	4	140	81	81	81

Clerk of the Course

Sig : Rod Stanniland Time :

Chief Timekeeper : Alan Sharp (SMART Timing)

Results available at www.smart-timing.co.uk and www.speedhive.com

Printed: 30/06/2021 17:47:04

Orbits

BTRDA Clubmans Rallycross - Round 2

All Classes

Blyton 0.808 miles

Juniors - Points

Pos	No.	Name	M1. Total Tm	M1.	M2. Total Tm	M2.	M3. Total Tm	M3.	Total points
1	85	Kacper POTYRA	4:29.039	1	4:35.694	1	4:27.736	1	2
2	927	Owen ROBBINS	4:41.296	2	4:36.307	2	4:40.369	4	4
3	110	Max WATT	4:41.954	3	4:38.467	3	4:35.727	2	5
4	326	Corey PADGETT	4:44.790	5	5:11.307	6	4:38.816	3	8
5	5	Will OVENDEN	4:44.709	4	4:38.968	4	4:41.595	5	8
6	152	Caitlin MAY	4:55.166	6	4:51.373	5	4:47.642	6	11
7	140	Alfie CAMPBELL	5:07.793	7	5:16.097	8	5:03.724	7	14
8	81	James HAWKES	5:25.714	8	5:15.418	7	5:32.121	8	15

Clerk of the Course

Sig : Rod Stanniland Time :

Chief Timekeeper : Alan Sharp (SMART Timing)

Results available at www.smart-timing.co.uk and www.speedhive.com

Printed: 30/06/2021 17:49:40

Orbits

BTRDA Clubmans Rallycross - Round 2

Sorted on Laps

All Classes

Blyton 0.808 miles

Race 35 - Production - C Final

27/06/2021 15:53

Race (5 Laps) started at 16:40:05

Pos	No.	Name	Make/Model	CC	Class	Laps	Total Tm	Diff	Best Tm	In Lap	Best Speed
1	606	Samual NOYE	Citroen Saxo VTS	1600 16V	PC B	5	5:46.254		1:09.116	2	42.075
2	888	Chris GILBERT	Citroen C2 VTS	1600 16v	PC B	5	5:51.006	4.752	1:10.153	5	41.453
3	259	Chris COULTHREAD	Citroen C2 VTS	1600 16v	PC B	5	5:58.536	12.282	1:11.848	4	40.475
Not classified											
DNF	666	Stephen GREENWOOD	Ford Ka	1600 8v	PC A	3	3:57.420	DNF	1:13.271	2	39.689
DNS	515	Matt READ	Vauxhall Corsa	1800	PC C			DNS		0	-

Margin of Victory	Avg. Speed	Best Lap Tm	Best Speed	Best Lap by
4.752	41.993	1:09.116	42.075	606 - Samual NOYE

Clerk of the Course

Orbits

Sig : Rod Stanniland Time :

Chief Timekeeper : Alan Sharp (SMART Timing)

Results available at www.smart-timing.co.uk and www.speedhive.com

Printed: 29/06/2021 22:31:27

BTRDA Clubmans Rallycross - Round 2

All Classes

Blyton 0.808 miles

Race 35 - Production - C Final

27/06/2021 15:53

Race (5 Laps) started at 16:40:05

Lap	Lap Tm	Diff	Time of Day
(606) Samuel NOYE			
1			16:41:13.098
2	1:09.116		16:42:22.214
3	1:09.148	+0.032	16:43:31.362
4	1:09.850	+0.734	16:44:41.212
5	1:11.015	+1.899	16:45:52.227

(888) Chris GILBERT			
1			16:41:14.579
2	1:10.358	+0.205	16:42:24.937
3	1:11.276	+1.123	16:43:36.213
4	1:10.613	+0.460	16:44:46.826
5	1:10.153		16:45:56.979

(259) Chris COULTHREAD			
1			16:41:15.466
2	1:12.251	+0.403	16:42:27.717
3	1:12.867	+1.019	16:43:40.584
4	1:11.848		16:44:52.432
5	1:12.077	+0.229	16:46:04.509

(666) Stephen GREENWOOD			
1			16:41:15.883
2	1:13.271		16:42:29.154
3	1:34.239	+20.968	16:44:03.393

Lap Lap Tm Diff Time of Day

Lap Lap Tm Diff Time of Day

Clerk of the Course

Sig : Rod Stanniland Time :

Chief Timekeeper : Alan Sharp (SMART Timing)

Results available at www.smart-timing.co.uk and www.speedhive.com

Printed: 29/06/2021 22:31:46

Orbits

BTRDA Clubmans Rallycross - Round 2

Lapchart

All Classes

Blyton 0.808 miles

Race 35 - Production - C Final

27/06/2021 15:53

Race (5 Laps) started at 16:40:05



Competitors	Laps				
	1	2	3	4	5
Samual NOYE (606)	1	606	606	606	606
Chris GILBERT (888)	2	888	888	888	888
Chris COULTHREAD (259)	3	259	259	259	259
Stephen GREENWOOD (666)	4	666	666	666	
-	5				

Clerk of the Course

Sig : Rod Stanniland Time :

Chief Timekeeper : Alan Sharp (SMART Timing)

Results available at www.smart-timing.co.uk and www.speedhive.com

Printed: 29/06/2021 22:32:08

Orbits

BTRDA Clubmans Rallycross - Round 2

Sorted on Laps

All Classes	Blyton 0.808 miles	
Race 37 - Super Modified - B Final	27/06/2021 16:08	
Race (5 Laps) started at 16:49:11		

Pos	No.	Name	Make/Model	CC	Class	Laps	Total Tm	Diff	Best Tm	In Lap	Best Speed
1	44	Andy PECOVER	Mini Cooper S	1600S	SM 4	5	5:28.308		1:04.870	4	44.829
2	168	Darren BLEASDALE	BMW Mini Cooper S	1600S	SM 4	5	5:32.866	4.558	1:04.187	2	45.306
3	61	Bradley TURNER	BMW Mini Cooper S	1600S	SM 4	5	5:40.405	12.097	1:06.241	2	43.902
4	527	Peter WHARTON Snr	Peugeot 106 GTi	2000	SM 2	5	5:50.880	22.572	1:06.117	3	43.984
5	30	NiK ARTLEY	Ford Fiesta Mk6	1997	SM 2	5	6:05.275	36.967	1:08.813	3	42.261

Announcements

Car No 168 total time penalty 5 secs - Overtaking under waved yellows

Margin of Victory	Avg. Speed	Best Lap Tm	Best Speed	Best Lap by
4.558	44.289	1:04.187	45.306	168 - Darren BLEASDALE

Clerk of the Course

Sig : Rod Stanniland Time :

Chief Timekeeper : Alan Sharp (SMART Timing)

Results available at www.smart-timing.co.uk and www.speedhive.com

Printed: 30/06/2021 17:10:11

Orbits



BTRDA Clubmans Rallycross - Round 2

All Classes

Blyton 0.808 miles

Race 37 - Super Modified - B Final

27/06/2021 16:08

Race (5 Laps) started at 16:49:11

Lap	Lap Tm	Diff	Time of Day
(44) Andy PECOVER			
1			16:50:14.845
2	1:07.880	+3.010	16:51:22.725
3	1:06.013	+1.143	16:52:28.738
4	1:04.870		16:53:33.608
5	1:06.694	+1.824	16:54:40.302
(168) Darren BLEASDALE			
1			16:50:15.577
2	1:04.187		16:51:19.764
3	1:04.500	+0.313	16:52:24.264
4	1:04.425	+0.238	16:53:28.689
5	1:11.171	+6.984	16:54:39.860
(61) Bradley TURNER			
1			16:50:32.674
2	1:06.241		16:51:38.915
3	1:03.759	-2.482	16:52:42.674
4	1:04.881	-1.360	16:53:47.555
5	1:04.844	-1.397	16:54:52.399
(527) Peter WHARTON Snr			
1			16:50:34.456
2	1:06.410	+0.293	16:51:40.866
3	1:06.117		16:52:46.983
4	1:08.358	+2.241	16:53:55.341
5	1:07.533	+1.416	16:55:02.874
(30) NIK ARTLEY			
1			16:50:23.175
2	1:10.085	+1.272	16:51:33.260
3	1:08.813		16:52:42.073
4	1:23.123	+14.310	16:54:05.196
5	1:12.073	+3.260	16:55:17.269

Lap Lap Tm Diff Time of Day

Lap Lap Tm Diff Time of Day

Clerk of the Course

Sig : Rod Stanniland Time :

Chief Timekeeper : Alan Sharp (SMART Timing)

Results available at www.smart-timing.co.uk and www.speedhive.com

Printed: 30/06/2021 17:10:33

Orbits

BTRDA Clubmans Rallycross - Round 2

Lapchart

All Classes

Blyton 0.808 miles

Race 37 - Super Modified - B Final

27/06/2021 16:08

Race (5 Laps) started at 16:49:11



Competitors	Laps				
	1	2	3	4	5
Andy PECOVER (44)	1	44	168	168	168
Darren BLEASDALE (168)	2	168	44	44	44
NiK ARTLEY (30)	3	30	30	30	61
Bradley TURNER (61)	4	61	61	527	527
Peter WHARTON Snr (527)	5	527	527	30	30

Clerk of the Course

Orbits

Sig : Rod Stanniland Time :

Chief Timekeeper : Alan Sharp (SMART Timing)

Results available at www.smart-timing.co.uk and www.speedhive.com

Printed: 30/06/2021 17:10:58

BTRDA Clubmans Rallycross - Round 2

Sorted on Laps

All Classes

Blyton 0.808 miles

Race 38 - Production - B Final

27/06/2021 16:15

Race (5 Laps) started at 16:58:38

Pos	No.	Name	Make/Model	CC	Class	Laps	Total Tm	Diff	Best Tm	In Lap	Best Speed
1	151	Maciek FLORCZAK	Peugeot 106 GTi	1600 16v	PC B	5	5:35.463		1:04.739	5	44.920
2	7	Charley MORONEY	Citroen Saxo VTS	1600 16v	PC B	5	5:42.677	7.214	1:06.609	5	43.659
3	218	David WAPPAT	Honda Civic Type R	2000	PC C	5	5:44.237	8.774	1:07.555	2	43.048
4	746	Hamish GILFILLAN	Vauxhall Corsa	1600 16v	PC B	5	5:44.767	9.304	1:08.834	2	42.248
5	212	Simon COFIELD	Peugeot 206 GTi	2000	PC C	5	5:48.675	13.212	1:08.098	3	42.704
6	100	Mark HENRY	Alfa Romeo 147	1600	PC B	5	5:50.002	14.539		0	-
7	888	Chris GILBERT	Citroen C2 VTS	1600 16v	PC B	5	5:55.779	20.316	1:10.406	5	41.304
Not classified											
DNF	606	Samual NOYE	Citroen Saxo VTS	1600 16V	PC B	1	1:08.179	DNF		0	-

Margin of Victory	Avg. Speed	Best Lap Tm	Best Speed	Best Lap by
7.214	43.344	1:04.739	44.920	151 - Maciek FLORCZAK

Clerk of the Course

Orbits

Sig : Rod Stanniland Time :

Chief Timekeeper : Alan Sharp (SMART Timing)

Results available at www.smart-timing.co.uk and www.speedhive.com

Printed: 29/06/2021 22:32:33

BTRDA Clubmans Rallycross - Round 2

All Classes

Blyton 0.808 miles

Race 38 - Production - B Final

27/06/2021 16:15

Race (5 Laps) started at 16:58:38

Lap	Lap Tm	Diff	Time of Day
(151) Maciek FLORCZAK			
1			16:59:40.991
2	1:11.336	+6.597	17:00:52.327
3	1:08.118	+3.379	17:02:00.445
4	1:08.827	+4.088	17:03:09.272
5	1:04.739		17:04:14.011

(7) Charley MORONEY			
1			16:59:47.177
2	1:07.260	+0.651	17:00:54.437
3	1:07.516	+0.907	17:02:01.953
4	1:12.663	+6.054	17:03:14.616
5	1:06.609		17:04:21.225

(218) David WAPPAT			
1			16:59:46.137
2	1:07.555		17:00:53.692
3	1:07.674	+0.119	17:02:01.366
4	1:10.132	+2.577	17:03:11.498
5	1:11.287	+3.732	17:04:22.785

(746) Hamish GILFILLAN			
1			16:59:48.128
2	1:08.834		17:00:56.962
3	1:08.309	-0.525	17:02:05.271
4	1:10.159	+1.325	17:03:15.430
5	1:07.885	-0.949	17:04:23.315

(212) Simon COFIELD			
1			16:59:44.660
2	1:08.219	+0.121	17:00:52.879
3	1:08.098		17:02:00.977
4	1:15.730	+7.632	17:03:16.707
5	1:10.516	+2.418	17:04:27.223

(100) Mark HENRY			
1			16:59:49.335
2	1:11.827	3:59:42.948	17:01:01.162
3	1:11.002	3:59:43.773	17:02:12.164
4	1:10.442	3:59:44.333	17:03:22.606
5	1:05.944	3:59:48.831	17:04:28.550

(888) Chris GILBERT			
1			16:59:50.564
2	1:11.782	+1.376	17:01:02.346
3	1:10.827	+0.421	17:02:13.173
4	1:10.748	+0.342	17:03:23.921
5	1:10.406		17:04:34.327

(606) Samuel NOYE			
1			16:59:46.727

Clerk of the Course

Sig : Rod Stanniland Time :

Chief Timekeeper : Alan Sharp (SMART Timing)

Results available at www.smart-timing.co.uk and www.speedhive.com

Printed: 29/06/2021 22:32:52

Orbits

BTRDA Clubmans Rallycross - Round 2

Lapchart

All Classes

Blyton 0.808 miles

Race 38 - Production - B Final

27/06/2021 16:15

Race (5 Laps) started at 16:58:38

Competitors	Laps				
	1	2	3	4	5
Maciek FLORCZAK (151)	151	151	151	151	151
Simon COFIELD (212)	212	212	212	218	7
David WAPPAT (218)	218	218	218	7	218
Samual NOYE (606)	606	7	7	746	746
Charley MORONEY (7)	7	746	746	212	212
Hamish GILFILLAN (746)	746	100	100	100	100
Mark HENRY (100)	100	888	888	888	888
Chris GILBERT (888)	888				

Clerk of the Course

Sig : Rod Stanniland Time :

Chief Timekeeper : Alan Sharp (SMART Timing)

Results available at www.smart-timing.co.uk and www.speedhive.com

Printed: 29/06/2021 22:33:13

Orbits

BTRDA Clubmans Rallycross - Round 2

Sorted on Laps

All Classes	Blyton 0.808 miles	
Race 40 - Production 4x4 - A Final	27/06/2021 16:47	
Race (6 Laps) started at 17:17:01		

Pos	No.	Name	Make/Model	CC	Class	Laps	Total Tm	Diff	Best Tm	In Lap	Best Speed
1	113	Dan BEATTIE	Subaru Impreza	2000T	P4	6	6:22.404		1:02.848	2	46.272
2	295	Aaron SHAW	Subaru Impreza WRX	2000T	P4	6	6:39.610	17.206	1:04.495	3	45.090
3	193	Christopher BAKER	Subaru Impreza	2000T	P4	5	6:42.141	1 Lap	1:20.774	2	36.003
Not classified											
DNF	11	Paul DAVIS	Subaru Impreza Sti	2000T	P4	1	59.818	DNF		0	-

Margin of Victory	Avg. Speed	Best Lap Tm	Best Speed	Best Lap by
17.206	45.628	1:02.848	46.272	113 - Dan BEATTIE

BTRDA Clubmans Rallycross - Round 2

All Classes

Blyton 0.808 miles

Race 40 - Production 4x4 - A Final

27/06/2021 16:47

Race (6 Laps) started at 17:17:01

Lap	Lap Tm	Diff	Time of Day
(113) Dan BEATTIE			
1			17:18:01.432
2	1:02.848		17:19:04.280
3	1:03.430	+0.582	17:20:07.710
4	1:03.148	+0.300	17:21:10.858
5	1:04.971	+2.123	17:22:15.829
6	1:08.197	+5.349	17:23:24.026

(295) Aaron SHAW			
1			17:18:05.526
2	1:06.559	+2.064	17:19:12.085
3	1:04.495		17:20:16.580
4	1:11.798	+7.303	17:21:28.378
5	1:06.845	+2.350	17:22:35.223
6	1:06.009	+1.514	17:23:41.232

(193) Christopher BAKER			
1			17:18:15.958
2	1:20.774		17:19:36.732
3	1:21.527	+0.753	17:20:58.259
4	1:22.794	+2.020	17:22:21.053
5	1:22.710	+1.936	17:23:43.763

(11) Paul DAVIS			
1			17:18:01.440

Lap Lap Tm Diff Time of Day

Lap Lap Tm Diff Time of Day

Clerk of the Course

Sig : Rod Stanniland Time :

Chief Timekeeper : Alan Sharp (SMART Timing)

Results available at www.smart-timing.co.uk and www.speedhive.com

Printed: 29/06/2021 20:25:53

Orbits

BTRDA Clubmans Rallycross - Round 2

Lapchart

All Classes

Blyton 0.808 miles

Race 40 - Production 4x4 - A Final

27/06/2021 16:47

Race (6 Laps) started at 17:17:01



Competitors	Laps					
	1	2	3	4	5	6
Dan BEATTIE (113)	113	113	113	113	113	113
Paul DAVIS (11)	11	295	295	295	295	295
Aaron SHAW (295)	295	193	193	193	193	
Christopher BAKER (193)	193					

Clerk of the Course

Sig : Rod Stanniland Time :

Chief Timekeeper : Alan Sharp (SMART Timing)

Results available at www.smart-timing.co.uk and www.speedhive.com

Printed: 29/06/2021 20:26:08

Orbits

BTRDA Clubmans Rallycross - Round 2

Sorted on Laps

All Classes

Blyton 0.808 miles

Race 41 - Juniors - A Final

27/06/2021 16:55

Race (6 Laps) started at 17:27:47

Pos	No.	Name	Make/Model	CC	Class	Laps	Total Tm	Diff	Best Tm	In Lap	Best Speed
1	927	Owen ROBBINS	Suzuki Swift	1300	J	6	6:56.162		1:08.551	6	42.422
2	326	Corey PADGETT	Suzuki Swift	1300	J	6	7:05.535	9.373	1:10.185	5	41.434
3	85	Kacper POTYRA	Citroen Saxo	1400	J	6	7:05.759	9.597	1:09.634	5	41.762
4	152	Caitlin MAY	Suzuki Swift	1300	J	6	7:07.283	11.121	1:10.191	6	41.431
5	140	Alfie CAMPBELL	VW Lupo	1400	J	6	7:27.844	31.682	1:12.342	2	40.199
6	5	Will OVENDEN	Suzuki Swift	1328	J	6	7:28.261	32.099	1:12.757	4	39.970
7	110	Max WATT	Suzuki Swift	1328	J	6	7:31.990	35.828	1:12.094	2	40.337
8	81	James HAWKES	Suzuki Swift	1300	J	6	8:11.023	1:14.861	1:19.238	4	36.701

Margin of Victory	Avg. Speed	Best Lap Tm	Best Speed	Best Lap by
9.373	41.927	1:08.551	42.422	927 - Owen ROBBINS

Clerk of the Course

Orbits

Sig : Rod Stanniland Time :

Chief Timekeeper : Alan Sharp (SMART Timing)

Results available at www.smart-timing.co.uk and www.speedhive.com

Printed: 30/06/2021 17:50:03

BTRDA Clubmans Rallycross - Round 2

All Classes

Blyton 0.808 miles

Race 41 - Juniors - A Final

27/06/2021 16:55

Race (6 Laps) started at 17:27:47

Lap	Lap Tm	Diff	Time of Day
(927) Owen ROBBINS			
1			17:28:55.304
2	1:10.488	+1.937	17:30:05.792
3	1:10.161	+1.610	17:31:15.953
4	1:10.263	+1.712	17:32:26.216
5	1:09.338	+0.787	17:33:35.554
6	1:08.551		17:34:44.105

(326) Corey PADGETT			
1			17:28:58.247
2	1:10.436	+0.251	17:30:08.683
3	1:11.532	+1.347	17:31:20.215
4	1:12.148	+1.963	17:32:32.363
5	1:10.185		17:33:42.548
6	1:10.930	+0.745	17:34:53.478

(85) Kacper POTYRA			
1			17:28:56.566
2	1:11.654	+2.020	17:30:08.220
3	1:11.641	+2.007	17:31:19.861
4	1:13.727	+4.093	17:32:33.588
5	1:09.634		17:33:43.222
6	1:10.480	+0.846	17:34:53.702

(152) Caitlin MAY			
1			17:28:59.106
2	1:13.579	+3.388	17:30:12.685
3	1:10.753	+0.562	17:31:23.438
4	1:10.684	+0.493	17:32:34.122
5	1:10.913	+0.722	17:33:45.035
6	1:10.191		17:34:55.226

(140) Alfie CAMPBELL			
1			17:29:03.081
2	1:12.342		17:30:15.423
3	1:15.902	+3.560	17:31:31.325
4	1:13.699	+1.357	17:32:45.024
5	1:13.600	+1.258	17:33:58.624
6	1:17.163	+4.821	17:35:15.787

(5) Will OVENDEN			
1			17:28:58.776
2	1:20.712	+7.955	17:30:19.488
3	1:13.713	+0.956	17:31:33.201
4	1:12.757		17:32:45.958
5	1:15.263	+2.506	17:34:01.221
6	1:14.983	+2.226	17:35:16.204

(110) Max WATT			
1			17:28:57.873
2	1:12.094		17:30:09.967
3	1:12.387	+0.293	17:31:22.354
4	1:12.666	+0.572	17:32:35.020
5	1:14.346	+2.252	17:33:49.366
6	1:25.567	+13.473	17:35:14.933

(81) James HAWKES			
1			17:29:11.844
2	2:03.935	+44.697	17:31:15.779
3	40.172	-39.066	17:31:55.951
4	1:19.238		17:33:15.189
5	1:28.002	+8.764	17:34:43.191
6	1:15.775	-3.463	17:35:58.966

Clerk of the Course

Sig : Rod Stanniland Time :

Chief Timekeeper : Alan Sharp (SMART Timing)

Results available at www.smart-timing.co.uk and www.speedhive.com

Printed: 30/06/2021 17:50:20

Orbits

BTRDA Clubmans Rallycross - Round 2

Lapchart

All Classes

Blyton 0.808 miles

Race 41 - Juniors - A Final

27/06/2021 16:55

Race (6 Laps) started at 17:27:47

Competitors	Laps					
	1	2	3	4	5	6
Owen ROBBINS (927)	1	927	927	927	927	927
Kacper POTYRA (85)	2	85	85	85	326	326
Max WATT (110)	3	110	326	326	85	85
Corey PADGETT (326)	4	326	110	110	152	152
Will OVENDEN (5)	5	5	152	152	110	110
Caitlin MAY (152)	6	152	140	140	140	140
Alfie CAMPBELL (140)	7	140	5	5	5	5
James HAWKES (81)	8	81	81	81	81	81

Clerk of the Course

Sig : Rod Stanniland Time :

Chief Timekeeper : Alan Sharp (SMART Timing)

Results available at www.smart-timing.co.uk and www.speedhive.com

Printed: 30/06/2021 17:50:42

Orbits

BTRDA Clubmans Rallycross - Round 2

Sorted on Laps

All Classes

Blyton 0.808 miles

Race 42 - Classic - A Final

27/06/2021 17:03

Race (6 Laps) started at 17:39:33

Pos	No.	Name	Make/Model	CC	Class	Laps	Total Tm	Diff	Best Tm	In Lap	Best Speed
1	99	John CROSS	Lancia Stratos R	2800	C 3	6	6:29.752		1:04.067	3	45.391
2	97	Vincent BRISTOW	BMW 318i	2800	C 3	6	6:36.152	6.400	1:03.591	5	45.731
3	333	Lee WOOD	Ford Escort Mk2	2000	C 2	6	6:36.389	6.637	1:01.611	5	47.201
4	761	David MARTIN	Peugeot 205 Gti	1998	C 2	6	6:38.899	9.147	1:05.505	5	44.395
5	183	Jamie McBAIN	Peugeot 205 GTi	1998	C 2	6	6:39.865	10.113		0	-
6	24	Thomas EDMUNDS	Vauxhall Corsa	1600	C 2	6	6:41.816	12.064	1:04.813	4	44.869
7	422	Helen CROOKS	Classic Mini	1275	C 1	5	7:39.088	1 Lap	1:15.725	4	38.403
Not classified											
DNF	179	Mark FINCH	Ford Fiesta Mk3	1600	C 2	5	5:40.875	DNF	1:07.910	3	42.823

Margin of Victory	Avg. Speed	Best Lap Tm	Best Speed	Best Lap by
6.400	44.768	1:01.611	47.201	333 - Lee WOOD

Clerk of the Course

Orbits

Sig : Rod Stanniland Time :

Chief Timekeeper : Alan Sharp (SMART Timing)

Results available at www.smart-timing.co.uk and www.speedhive.com

Printed: 30/06/2021 17:38:40

BTRDA Clubmans Rallycross - Round 2

All Classes

Blyton 0.808 miles

Race 42 - Classic - A Final

27/06/2021 17:03

Race (6 Laps) started at 17:39:33

Lap	Lap Tm	Diff	Time of Day
(99) John CROSS			
1			17:40:37.005
2	1:05.296	+1.229	17:41:42.301
3	1:04.067		17:42:46.368
4	1:04.764	+0.697	17:43:51.132
5	1:04.757	+0.690	17:44:55.889
6	1:07.008	+2.941	17:46:02.897

(97) Vincent BRISTOW			
1			17:40:38.026
2	1:05.610	+2.019	17:41:43.636
3	1:04.427	+0.836	17:42:48.063
4	1:04.748	+1.157	17:43:52.811
5	1:03.591		17:44:56.402
6	1:12.895	+9.304	17:46:09.297

(333) Lee WOOD			
1			17:40:38.538
2	1:05.605	+3.994	17:41:44.143
3	1:04.452	+2.841	17:42:48.595
4	1:07.958	+6.347	17:43:56.553
5	1:01.611		17:44:58.164
6	1:11.370	+9.759	17:46:09.534

(761) David MARTIN			
1			17:40:40.523
2	1:06.869	+1.364	17:41:47.392
3	1:06.635	+1.130	17:42:54.027
4	1:05.977	+0.472	17:44:00.004
5	1:05.505		17:45:05.509
6	1:06.535	+1.030	17:46:12.044

(183) Jamie McBAIN			
1			17:40:42.531
2	1:06.027	3:59:48.748	17:41:48.558
3	1:07.327	3:59:47.448	17:42:55.885
4	1:04.885	3:59:49.890	17:44:00.770
5	1:06.601	3:59:48.174	17:45:07.371
6	1:05.639	3:59:49.136	17:46:13.010

(24) Thomas EDMUNDS			
1			17:40:43.894
2	1:06.623	+1.810	17:41:50.517
3	1:06.977	+2.164	17:42:57.494
4	1:04.813		17:44:02.307
5	1:06.730	+1.917	17:45:09.037
6	1:05.924	+1.111	17:46:14.961

(422) Helen CROOKS			
1			17:40:50.302
2	1:18.973	+3.248	17:42:09.275
3	1:16.298	+0.573	17:43:25.573
4	1:15.725		17:44:41.298
5	2:30.935	+1:15.210	17:47:12.233

(179) Mark FINCH			
1			17:40:43.276
2	1:08.244	+0.334	17:41:51.520
3	1:07.910		17:42:59.430
4	1:06.316	-1.594	17:44:05.746
5	1:08.274	+0.364	17:45:14.020

Clerk of the Course

Sig : Rod Stanniland Time :

Chief Timekeeper : Alan Sharp (SMART Timing)

Results available at www.smart-timing.co.uk and www.speedhive.com

Printed: 30/06/2021 17:38:56

Orbits

BTRDA Clubmans Rallycross - Round 2

Lapchart

All Classes

Blyton 0.808 miles

Race 42 - Classic - A Final

27/06/2021 17:03

Race (6 Laps) started at 17:39:33



Competitors		Laps					
		1	2	3	4	5	6
John CROSS (99)	1	99	99	99	99	99	99
Vincent BRISTOW (97)	2	97	97	97	97	97	97
Lee WOOD (333)	3	333	333	333	333	333	333
David MARTIN (761)	4	761	761	761	761	761	761
Jamie McBAIN (183)	5	183	183	183	183	183	183
Mark FINCH (179)	6	179	24	24	24	24	24
Thomas EDMUNDS (24)	7	24	179	179	179	179	
Helen CROOKS (422)	8	422	422	422	422	422	

Clerk of the Course

Orbits

Sig : Rod Stanniland Time :

Chief Timekeeper : Alan Sharp (SMART Timing)

Results available at www.smart-timing.co.uk and www.speedhive.com

Printed: 30/06/2021 17:39:19

BTRDA Clubmans Rallycross - Round 2

Sorted on Laps

All Classes	Blyton 0.808 miles
Race 43 - Super Modified - A Final	27/06/2021 17:11
Race started at 17:50:16	

Pos	No.	Name	Make/Model	CC	Class	Laps	Total Tm	Diff	Best Tm	In Lap	Best Speed
1	167	Jason BLEASDALE	Vauxhall VX220	1998	SM 3	3	2:56.505		59.346	3	49.002
2	144	Leigh-Anne SEDGEWIC	BMW Mini Cooper S	1600S	SM 4	3	3:13.417	16.912	1:04.126	2	45.349
3	168	Darren BLEASDALE	BMW Mini Cooper S	1600S	SM 4	3	3:14.773	18.268	1:04.335	2	45.202
4	47	Chris LANGLEY	Ford Focus RWD	2000T	SM 3	3	3:15.896	19.391	1:03.811	2	45.573
5	62	Phil CHICKEN	Citroen C2 S1600	1600	SM 1	3	3:16.504	19.999	1:03.587	3	45.734
6	44	Andy PECOVER	Mini Cooper S	1600S	SM 4	3	3:19.001	22.496	1:04.867	3	44.831

Not classified

DNF	39	Fred LING	Ford Fiesta ST150	2000	SM 2			DNF		0	-
DNF	219	Gary COOK	Ford Fiesta Mk6	2000	SM 2			DNF		0	-

Margin of Victory	Avg. Speed	Best Lap Tm	Best Speed	Best Lap by
16.912	49.428	59.346	49.002	167 - Jason BLEASDALE

Clerk of the Course

Orbits

Sig : Rod Stanniland Time :

Chief Timekeeper : Alan Sharp (SMART Timing)

Results available at www.smart-timing.co.uk and www.speedhive.com

Printed: 30/06/2021 17:11:27

BTRDA Clubmans Rallycross - Round 2

All Classes

Blyton 0.808 miles

Race 43 - Super Modified - A Final

27/06/2021 17:11

Race started at 17:50:16

Lap	Lap Tm	Diff	Time of Day
(167) Jason BLEASDALE			
1			17:51:13.844
2	59.369	+0.023	17:52:13.213
3	59.346		17:53:12.559
(144) Leigh-Anne SEDGEWICK			
1			17:51:20.848
2	1:04.126		17:52:24.974
3	1:04.497	+0.371	17:53:29.471
(168) Darren BLEASDALE			
1			17:51:22.061
2	1:04.335		17:52:26.396
3	1:04.431	+0.096	17:53:30.827
(47) Chris LANGLEY			
1			17:51:23.748
2	1:03.811		17:52:27.559
3	1:04.391	+0.580	17:53:31.950
(62) Phil CHICKEN			
1			17:51:24.274
2	1:04.697	+1.110	17:52:28.971
3	1:03.587		17:53:32.558
(44) Andy PECOVER			
1			17:51:23.205
2	1:06.983	+2.116	17:52:30.188
3	1:04.867		17:53:35.055

Lap Lap Tm Diff Time of Day

Lap Lap Tm Diff Time of Day

Clerk of the Course

Sig : Rod Stanniland Time :

Chief Timekeeper : Alan Sharp (SMART Timing)

Results available at www.smart-timing.co.uk and www.speedhive.com

Printed: 30/06/2021 17:11:46

Orbits

BTRDA Clubmans Rallycross - Round 2

Lapchart

All Classes

Blyton 0.808 miles

Race 43 - Super Modified - A Final

27/06/2021 17:11

Race started at 17:50:16



Competitors		Laps		
		1	2	3
Jason BLEASDALE (167)	1	167	167	167
Leigh-Anne SEDGEWICK (144)	2	144	144	144
Darren BLEASDALE (168)	3	168	168	168
Andy PECOVER (44)	4	44	47	47
Chris LANGLEY (47)	5	47	62	62
Phil CHICKEN (62)	6	62	44	44
-	7			
-	8			

Clerk of the Course

Orbits

Sig : Rod Stanniland Time :

Chief Timekeeper : Alan Sharp (SMART Timing)

Results available at www.smart-timing.co.uk and www.speedhive.com

Printed: 30/06/2021 17:12:34

BTRDA Clubmans Rallycross - Round 2

Sorted on Laps

All Classes

Blyton 0.808 miles

Race 44 - Production - A Final

27/06/2021 17:18

Race started at 17:57:21

Pos	No.	Name	Make/Model	CC	Class	Laps	Total Tm	Diff	Best Tm	In Lap	Best Speed
1	80	Harry VAULKHARD	Citroen Saxo VTS	1600 16v	PC B	4	4:21.319		1:01.319	3	47.425
2	77	Mike DRESSER	Honda Civic Type R	2000	PC C	4	4:27.911	6.592	1:05.715	3	44.253
3	151	Maciek FLORCZAK	Peugeot 106 GTi	1600 16v	PC B	4	4:28.194	6.875	1:03.174	2	46.033
4	1	Dale FORD	Citroen Saxo VTS	1600 16v	PC B	4	4:28.820	7.501	1:06.069	4	44.016
5	7	Charley MORONEY	Citroen Saxo VTS	1600 16v	PC B	4	4:32.489	11.170	1:04.691	3	44.953
6	605	James ORTON	Peugeot 106 GTi	1600 16v	PC B	4	4:33.899	12.580	1:07.396	4	43.149
7	64	Karl JARVIS	Citroen Saxo VTS	1600 16v	PC B	4	4:36.630	15.311	1:08.861	2	42.231
8	201	James AVISON	Ford Focus	2000	PC C	4	4:40.677	19.358	14.074	3	206.628

Margin of Victory	Avg. Speed	Best Lap Tm	Best Speed	Best Lap by
6.592	44.514	14.074	206.628	201 - James AVISON

Clerk of the Course

Orbits

Sig : Rod Stanniland Time :

Chief Timekeeper : Alan Sharp (SMART Timing)

Results available at www.smart-timing.co.uk and www.speedhive.com

Printed: 29/06/2021 22:33:40

BTRDA Clubmans Rallycross - Round 2

All Classes

Blyton 0.808 miles

Race 44 - Production - A Final

27/06/2021 17:18

Race started at 17:57:21

Lap	Lap Tm	Diff	Time of Day
(80) Harry VAULKHARD			
1			17:58:25.297
2	1:10.339	+9.020	17:59:35.636
3	1:01.319		18:00:36.955
4	1:05.484	+4.165	18:01:42.439

(77) Mike DRESSER			
1			17:58:29.076
2	1:07.272	+1.557	17:59:36.348
3	1:05.715		18:00:42.063
4	1:06.968	+1.253	18:01:49.031

(151) Maciek FLORCZAK			
1			17:58:33.506
2	1:03.174		17:59:36.680
3	1:06.379	+3.205	18:00:43.059
4	1:06.255	+3.081	18:01:49.314

(1) Dale FORD			
1			17:58:29.680
2	1:07.653	+1.584	17:59:37.333
3	1:06.538	+0.469	18:00:43.871
4	1:06.069		18:01:49.940

(7) Charley MORONEY			
1			17:58:30.251
2	1:11.302	+6.611	17:59:41.553
3	1:04.691		18:00:46.244
4	1:07.365	+2.674	18:01:53.609

(605) James ORTON			
1			17:58:28.528
2	1:09.979	+2.583	17:59:38.507
3	1:09.116	+1.720	18:00:47.623
4	1:07.396		18:01:55.019

(64) Karl JARVIS			
1			17:58:27.156
2	1:08.861		17:59:36.017
3	1:12.190	+3.329	18:00:48.207
4	1:09.543	+0.682	18:01:57.750

(201) James AVISON			
1			17:59:30.866
2	1:05.589	+51.515	18:00:36.455
3	14.074		18:00:50.529
4	1:11.268	+57.194	18:02:01.797

Clerk of the Course

Sig : Rod Stanniland Time :

Chief Timekeeper : Alan Sharp (SMART Timing)

Results available at www.smart-timing.co.uk and www.speedhive.com

Printed: 29/06/2021 22:34:02

Orbits

BTRDA Clubmans Rallycross - Round 2

Lapchart

All Classes

Blyton 0.808 miles

Race 44 - Production - A Final

27/06/2021 17:18

Race started at 17:57:21



Competitors		Laps			
		1	2	3	4
Harry VAULKHARD (80)	1	80	80	80	80
Karl JARVIS (64)	2	64	64	77	77
James ORTON (605)	3	605	77	151	151
Mike DRESSER (77)	4	77	151	1	1
Dale FORD (1)	5	1	1	7	7
Charley MORONEY (7)	6	7	605	605	605
Maciek FLORCZAK (151)	7	151	7	64	64
James AVISON (201)	8	201	201	201	201

Clerk of the Course

Orbits

Sig : Rod Stanniland Time :

Chief Timekeeper : Alan Sharp (SMART Timing)

Results available at www.smart-timing.co.uk and www.speedhive.com

Printed: 29/06/2021 22:34:24