

Cadwell Park

19th/20th August 2023

Darlington and District Motor Club



FORMULA SIDECAR RACING ASSOCIATION

www.fsra.org.uk



S.M.A.R.T.

Scottish Motorsports Automatic Race Timing

Ravenslea, Melrose Road, Galashiels, TD1 2AT

Telephone : 01896 – 752447

DDMC Battle of Britain meeting

Sorted on best lap time

DDMC Northern Sports & Saloons Cars Championship - A&E

Cadwell Park 2.173 miles

Paid practice

19/08/2023 09:30

Practice (30:00 Time) started at 9:31:41

Pos	No.	Name	Make/Model	CC	Class	C Laps	Best Tm	Diff	Best Speed	2nd Best
1	44	Michael CUTT	BMW M3	3200	B	16	1:34.631		82.666	1:36.067
2	4	Thom EVANS	Caterham Duratec	2000	A2	15	1:36.068	1.437	81.430	1:39.521
3	42	Steve TOWERS	Ludlow Tigra	2300	A1	13	1:42.157	7.526	76.576	1:43.985
4	131	Sam SMITH	Mazda MX5	1660	C	6	1:42.563	7.932	76.273	1:43.878
5	154	Stevie McNAB	Honda Civic Type R	2400	A1	10	1:43.717	9.086	75.424	1:44.574
6	3	Chris HUNTLEY	Subaru Impreza WRX	2000	A1	16	1:44.846	10.215	74.612	1:45.416
7	17	Drew MYRESCOUGH	Caterham C400	2000	A2	9	1:45.789	11.158	73.947	1:46.576
8	11	Madeline HUBEL	Peugeot 206	2000	C	9	1:51.144	16.513	70.384	1:52.280
9	10	Paul LIGHTBURN	BMW 135i	3000T	B	9	1:51.372	16.741	70.240	1:52.380
10	53	Stephen REED	Mazda MX5	1600	M	14	1:54.770	20.139	68.161	1:54.862

Clerk of the Course

Orbits

Sig : Time :
Chief Timekeeper : Ian Sharp (SMART Timing)
Results available at www.smart-timing.co.uk and www.speedhive.com

Printed: 19/08/2023 10:05:29

DDMC Battle of Britain meeting

DDMC Northern Sports & Saloons Cars Championship - A&E

Cadwell Park 2.173 miles

Paid practice

19/08/2023 09:30

Practice (30:00 Time) started at 9:31:41

Lap	Time of Day	Lap Tm	SFSpd
(44) Michael CUTT			
1	9:34:10.794	1:52.025	108.8
2	9:35:51.552	1:40.758	110.0
3	9:37:30.123	1:38.571	111.7
4	9:39:09.481	1:39.358	110.7
5	9:40:49.256	1:39.775	111.1
6	9:42:26.150	1:36.894	112.0
7	9:44:03.553	1:37.403	111.7
8	9:45:40.893	1:37.340	112.0
9	9:47:18.395	1:37.502	112.2
10	9:48:54.772	1:36.377	111.5
11	9:50:31.738	1:36.966	111.8
12	9:52:12.433	1:40.695	109.7
13	9:53:52.935	1:40.502	110.2
14	9:55:29.002	1:36.067	111.5
15	9:57:03.633	1:34.631	112.4
16	9:58:40.769	1:37.136	109.8

Lap	Time of Day	Lap Tm	SFSpd
(4) Thom EVANS			
1	9:34:58.731	2:22.265	94.8
2	9:36:53.710	1:54.979	105.7
3	9:38:39.899	1:46.189	107.5
4	9:40:21.786	1:41.887	108.6
5	9:42:02.990	1:41.204	110.9
6	9:43:48.346	1:45.356	110.0
7	9:45:28.591	1:40.245	107.7
8	9:47:12.123	1:43.532	106.7
9	9:48:51.644	1:39.521	108.8
10	9:50:34.731	1:43.087	106.9
11	9:52:15.670	1:40.939	103.6
12	9:54:06.321	1:50.651	107.9
13	9:55:51.570	1:45.249	90.3
14	9:57:36.397	1:44.827	110.0
15	9:59:12.465	1:36.068	109.7

Lap	Time of Day	Lap Tm	SFSpd
(42) Steve TOWERS			
1	9:39:58.665	2:04.284	104.5
2	9:41:56.595	1:57.930	107.0
3	9:43:51.845	1:55.250	110.6
4	9:45:39.953	1:48.108	112.4
5	9:47:28.384	1:48.431	109.5
6	9:49:16.302	1:47.918	111.7
7	9:51:02.031	1:45.729	107.9
8	9:52:46.638	1:44.607	110.6
9	9:54:31.603	1:44.965	114.7
10	9:56:18.859	1:47.256	106.2
11	9:58:04.544	1:45.685	113.9
12	9:59:48.529	1:43.985	111.7
13	10:01:30.686	1:42.157	115.7

Lap	Time of Day	Lap Tm	SFSpd
(131) Sam SMITH			
1	9:33:59.519	1:49.898	90.2
2	9:35:44.500	1:44.981	91.4
3	9:37:28.378	1:43.878	89.0
4	9:39:13.000	1:44.622	94.1
5	9:41:01.449	1:48.449	92.6
6	9:42:44.012	1:42.563	92.9

Lap	Time of Day	Lap Tm	SFSpd
(154) Stevie McNAB			
1	9:34:54.955	2:23.658	90.1
2	9:37:14.627	2:19.672	94.4
3	9:39:12.460	1:57.833	98.4
4	9:41:04.285	1:51.825	99.3
5	9:42:50.045	1:45.760	99.3
6	9:50:27.190	7:37.145	100.2
7	9:52:14.370	1:47.180	99.0
8	9:53:58.087	1:43.717	99.7
9	9:55:42.661	1:44.574	98.7
10	9:58:08.752	2:26.091	70.0

Lap	Time of Day	Lap Tm	SFSpd
(3) Chris HUNTLEY			
1	9:34:57.715	2:22.527	99.6
2	9:36:54.620	1:56.905	91.2

Lap	Time of Day	Lap Tm	SFSpd
3	9:38:46.501	1:51.881	103.6
4	9:40:35.038	1:48.537	103.7
5	9:42:22.297	1:47.259	104.2
6	9:44:10.726	1:48.429	104.7
7	9:45:58.646	1:47.920	102.9
8	9:47:46.316	1:47.670	100.6
9	9:49:33.745	1:47.429	103.2
10	9:51:20.993	1:47.248	95.2
11	9:53:09.885	1:48.892	103.4
12	9:54:58.066	1:48.181	87.6
13	9:56:59.058	2:00.992	107.2
14	9:58:43.904	1:44.846	106.2
15	10:00:29.320	1:45.416	106.9
16	10:02:37.192	2:07.872	74.7

Lap	Time of Day	Lap Tm	SFSpd
(17) Drew MYRESCOUGH			
1	9:34:59.645	2:18.674	97.0
2	9:36:57.347	1:57.702	100.2
3	9:38:49.190	1:51.843	99.1
4	9:43:19.360	4:30.170	106.5
5	9:45:07.089	1:47.729	107.0
6	9:46:53.665	1:46.576	108.2
7	9:48:39.454	1:45.789	108.9
8	9:50:26.287	1:46.833	106.9
9	9:52:13.302	1:47.015	107.7

Lap	Time of Day	Lap Tm	SFSpd
(11) Madeline HUBEL			
1	9:34:43.439	2:12.484	92.7
2	9:36:44.738	2:01.299	95.1
3	9:38:43.967	1:59.229	94.3
4	9:44:59.570	6:15.603	94.8
5	9:46:53.606	1:54.036	86.8
6	9:48:46.933	1:53.327	95.5
7	9:53:53.007	5:06.074	92.6
8	9:55:45.287	1:52.280	95.9
9	9:57:36.431	1:51.144	92.4

Lap	Time of Day	Lap Tm	SFSpd
(10) Paul LIGHTBURN			
1	9:34:36.913	2:12.778	95.2
2	9:36:40.826	2:03.913	96.7
3	9:38:39.876	1:59.050	91.9
4	9:40:38.584	1:58.708	96.6
5	9:47:21.628	6:43.044	96.3
6	9:53:19.810	5:58.182	96.0
7	9:55:12.190	1:52.380	98.8
8	9:57:06.600	1:54.410	98.5
9	9:58:57.972	1:51.372	100.3

Lap	Time of Day	Lap Tm	SFSpd
(53) Stephen REED			
1	9:35:02.877	2:21.429	80.1
2	9:37:07.297	2:04.420	79.5
3	9:39:07.531	2:00.234	80.4
4	9:41:15.944	2:08.413	80.7
5	9:43:15.635	1:59.691	80.1
6	9:45:14.425	1:58.790	80.8
7	9:47:13.037	1:58.612	81.5
8	9:49:10.560	1:57.523	80.7
9	9:53:26.224	4:15.664	81.5
10	9:55:23.053	1:56.829	82.3
11	9:57:17.915	1:54.862	83.1
12	9:59:12.685	1:54.770	81.7
13	10:01:08.231	1:55.546	79.5
14	10:03:03.213	1:54.982	80.9

Clerk of the Course

Orbits

Sig : Time :
Chief Timekeeper : Ian Sharp (SMART Timing)

Results available at www.smart-timing.co.uk and www.speedhive.com

Printed: 19/08/2023 10:05:55



DDMC Battle of Britain meeting

Sorted on best lap time

SMRC Citroen C1 Cup

Cadwell Park 2.173 miles

Paid Practice

19/08/2023 10:10

Practice (20:00 Time) started at 10:08:38

Pos	No.	Name	Make/Model	CC	Class	C Laps	Best Tm	Diff	Best Speed	2nd Best
1	23	Thomas COMBER	Citroen C1	1000	C1	10	1:59.148		65.656	1:59.319
2	529	James HITCHEN	Citroen C1	1000	C1N	10	1:59.348	0.200	65.546	1:59.690
3	99	Dan MARTIN	Citroen C1	1000	C1	9	1:59.550	0.402	65.435	1:59.733
4	1	Sam CORSON	Citroen C1	1000	C1	9	1:59.650	0.502	65.381	1:59.843
5	70	Andrew DAVIDSON	Citroen C1	1000	C1	9	1:59.686	0.538	65.361	2:00.092
6	598	Daniel KELL	Citroen C1	1000	Gue	9	2:00.052	0.904	65.162	2:00.203
7	24	Ayden WILSON	Citroen C1	1000	C1N	10	2:00.241	1.093	65.059	2:00.431
8	110	Calum CONWAY	Citroen C1	1000	C1	9	2:00.512	1.364	64.913	2:01.034
9	89	Ross DUNN	Citroen C1	1000	C1	9	2:01.104	1.956	64.596	2:01.432
10	88	Henry GILLIESPIE	Citroen C1	1000	C1N	6	2:01.110	1.962	64.593	2:01.219
11	117	Marc NISBET	Citroen C1	1000	C1N	7	2:01.398	2.250	64.439	2:01.589
12	51	Murray SCOTT	Citroen C1	1000	C1N	9	2:01.575	2.427	64.345	2:01.855
13	684	Ralph STURROCK	Citroen C1	1000	C1N	9	2:01.630	2.482	64.316	2:02.334
14	470	Katrina GRAY	Citroen C1	1000	C1	9	2:04.087	4.939	63.043	2:04.218
15	460	John PROCTOR	Citroen C1	1000	C1	9	2:06.440	7.292	61.870	2:07.216

Announcements

Car No's 1 & 110 - No working transponders - Please fix before Qualifying

Clerk of the Course

Orbits

Sig : Time :

Chief Timekeeper : Ian Sharp (SMART Timing)

Results available at www.smart-timing.co.uk and www.speedhive.com

Printed: 19/08/2023 10:31:42

DDMC Battle of Britain meeting

SMRC Citroen C1 Cup

Cadwell Park 2.173 miles

Paid Practice

19/08/2023 10:10

Practice (20:00 Time) started at 10:08:38

Lap	Time of Day	Lap Tm	SFSpd
(23) Thomas COMBER			
1	10:11:25.549	2:08.055	73.2
2	10:13:26.944	2:01.395	73.8
3	10:15:26.920	1:59.976	74.5
4	10:17:26.068	1:59.148	74.0
5	10:19:25.891	1:59.823	74.0
6	10:21:25.210	1:59.319	73.7
7	10:23:26.222	2:01.012	73.0
8	10:25:25.665	1:59.443	73.7
9	10:27:26.073	2:00.408	73.5
10	10:29:34.316	2:08.243	57.8

(529) James HITCHEN			
1	10:11:11.787	2:02.026	72.5
2	10:13:12.158	2:00.371	72.1
3	10:15:11.998	1:59.840	73.0
4	10:17:11.346	1:59.348	72.7
5	10:19:12.026	2:00.680	72.7
6	10:21:11.831	1:59.805	72.5
7	10:23:11.521	1:59.690	72.9
8	10:25:15.376	2:03.855	72.4
9	10:27:15.802	2:00.426	73.3
10	10:29:18.282	2:02.480	63.9

(99) Dan MARTIN			
1	10:11:35.847	2:09.333	73.1
2	10:13:40.467	2:04.620	73.7
3	10:15:47.620	2:07.153	73.8
4	10:17:48.444	2:00.824	73.9
5	10:19:48.542	2:00.098	73.7
6	10:21:48.092	1:59.550	74.1
7	10:23:49.387	2:01.295	73.8
8	10:25:49.120	1:59.733	73.9
9	10:27:54.296	2:05.176	73.3

(1) Sam CORSON			
1	10:13:33.056	2:03.137	
2	10:15:35.336	2:02.280	
3	10:17:36.568	2:01.232	
4	10:19:36.882	2:00.314	
5	10:21:39.523	2:02.641	
6	10:23:41.448	2:01.925	
7	10:25:41.561	2:00.113	
8	10:27:41.404	1:59.843	
9	10:29:41.054	1:59.650	

(70) Andrew DAVIDSON			
1	10:12:28.109	2:54.633	
2	10:14:36.929	2:08.820	72.4
3	10:16:39.803	2:02.874	72.8
4	10:19:36.881	2:57.078	
5	10:21:43.404	2:06.523	72.5
6	10:23:43.090	1:59.636	75.0
7	10:25:43.182	2:00.092	75.1
8	10:27:43.406	2:00.224	73.4
9	10:30:15.122	2:31.716	64.7

(598) Daniel KELL			
1	10:11:39.384	2:05.494	72.5
2	10:13:41.874	2:02.490	73.7
3	10:15:45.724	2:03.850	73.1
4	10:17:46.267	2:00.543	72.9
5	10:19:46.470	2:00.203	72.7
6	10:21:46.522	2:00.052	72.9
7	10:24:35.061	2:48.539	
8	10:26:42.172	2:07.111	73.2
9	10:28:44.591	2:02.419	73.2

(24) Ayden WILSON			
1	10:11:23.876	2:05.216	72.2
2	10:13:28.256	2:04.380	73.6
3	10:15:30.615	2:02.359	73.7
4	10:17:32.336	2:01.721	73.1

Lap	Time of Day	Lap Tm	SFSpd
5	10:19:33.936	2:01.600	72.9
6	10:21:39.019	2:05.083	69.8
7	10:23:42.431	2:03.412	74.1
8	10:25:42.862	2:00.431	74.2
9	10:27:43.103	2:00.241	73.7
10	10:29:45.315	2:02.212	72.1

(110) Calum CONWAY			
1	10:14:04.710	4:14.061	
2	10:16:08.260	2:03.550	
3	10:18:10.933	2:02.673	
4	10:20:15.685	2:04.752	
5	10:22:17.459	2:01.774	
6	10:24:18.493	2:01.034	
7	10:26:19.764	2:01.271	
8	10:28:21.222	2:01.458	
9	10:30:21.734	2:00.512	

(89) Ross DUNN			
1	10:11:46.368	2:09.663	72.5
2	10:13:49.638	2:03.270	73.0
3	10:15:51.070	2:01.432	74.0
4	10:17:52.502	2:01.432	73.8
5	10:19:54.157	2:01.655	73.5
6	10:21:55.261	2:01.104	72.2
7	10:23:56.772	2:01.511	73.5
8	10:26:00.120	2:03.348	73.4
9	10:28:02.222	2:02.102	73.6

(88) Henry GILLIESPIE			
1	10:11:52.238	2:12.022	71.8
2	10:14:02.012	2:09.774	72.4
3	10:16:09.108	2:07.096	73.8
4	10:18:10.337	2:01.229	74.3
5	10:20:11.556	2:01.219	73.7
6	10:22:12.666	2:01.110	73.3

(117) Marc NISBET			
1	10:11:57.987	2:10.736	73.3
2	10:14:02.573	2:04.586	74.2
3	10:16:07.518	2:04.945	72.6
4	10:18:09.107	2:01.589	72.9
5	10:20:13.288	2:04.181	45.7
6	10:22:20.178	2:06.890	73.5
7	10:24:21.576	2:01.398	73.0

(51) Murray SCOTT			
1	10:11:31.446	2:08.472	73.3
2	10:13:56.905	2:25.459	64.3
3	10:16:14.515	2:17.610	73.3
4	10:18:22.753	2:08.238	73.7
5	10:20:27.617	2:04.864	73.7
6	10:22:30.902	2:03.285	73.3
7	10:24:33.865	2:02.963	72.7
8	10:26:35.720	2:01.855	73.6
9	10:28:37.295	2:01.575	74.1

(684) Ralph STURROCK			
1	10:11:32.395	2:08.063	73.9
2	10:13:39.940	2:07.545	72.0
3	10:15:48.763	2:08.823	68.6
4	10:17:53.932	2:05.169	74.2
5	10:19:56.266	2:02.334	73.7
6	10:21:58.794	2:02.528	72.5
7	10:24:02.703	2:03.909	72.8
8	10:26:05.909	2:03.206	72.7
9	10:28:07.539	2:01.630	73.7

(470) Katrina GRAY			
1	10:11:59.191	2:15.201	54.4
2	10:14:10.596	2:11.405	71.3
3	10:16:19.795	2:09.199	71.0
4	10:18:25.871	2:06.076	71.8
5	10:20:31.190	2:05.319	72.2

Clerk of the Course

Orbits

Sig : Time :
 Chief Timekeeper : Ian Sharp (SMART Timing)
 Results available at www.smart-timing.co.uk and www.speedhive.com

Printed: 19/08/2023 10:32:01



**DDMC Battle of Britain meeting****Sorted on best lap time**

PI FSRA Sidecars

Cadwell Park 2.173 miles

Warm Up

19/08/2023 10:50

Practice (12:00 Time) started at 10:40:22

Pos	No.	Name	Make/Model	CC	Class	Laps	Best Tm	Diff	Best Speed	2nd Best
1	97	B DAWSON / M SIMS	LCR Honda	600	Gue	5	1:47.311		72.898	1:47.434
2	9	G FAIRHURST / B ANDREWS	Windle Kawasaki	900	F1	4	1:52.695	5.384	69.416	1:54.294
3	14	M BURNS / S WINFROW			F1	4	1:53.883	6.572	68.692	1:54.054
4	56	R GILROY / C SMYTH			F2	4	1:58.756	11.445	65.873	1:59.159
5	88	J STEPHENSON / A MASON	Suzuki	100	F1	2	2:00.592	13.281	64.870	2:02.445
6	73	D CRAWFORD / T OLDROYD			F1	4	2:00.914	13.603	64.697	2:03.707
7	32	G KNIGHT / S KNIGHT	Yamaha GSR	600	F2	4	2:01.166	13.855	64.563	2:01.518
8	54	D QUIRK / S REEVES	Bellas Vincent	1272	Gue	4	2:02.158	14.847	64.038	2:05.753
9	18	M BEST / M EASTELL			Gue	3	2:03.841	16.530	63.168	2:08.172
10	967	G HODGSON / D HODGSON	Shelbourne	600	F2	2	2:06.162	18.851	62.006	2:12.918
11	16	D SALLEH / J FAIRHURST	Ireson Yam T'Cat	599	F2	3	2:06.935	19.624	61.628	2:08.879
12	30	R BUTLER / J SAUNDERS	Ireson F2	600	Gue	5	2:07.979	20.668	61.126	2:09.975
13	181	D TIBBLES / R GREENWOOD	DDR Yamaha	1100	F1	1	2:08.451	21.140	60.901	
14	908	S WOOLCOT / T SAVILLE	Derbyshire	600	F2	5	2:10.213	22.902	60.077	2:11.500
15	7	A PEARSON / B PEARSON			Gue	5	2:12.538	25.227	59.023	2:12.787
16	188	B JUKES / J MILLER	Baker Suzuki	600	Gue	3	2:20.592	33.281	55.642	2:22.347
17	156	J TYRRELL / J THOMAS	Thundercat	600	F2	5	2:24.616	37.305	54.094	2:25.210
18	146	R SAUNDERS / G PYMM			Gue	1	8:24.805	6:37.49	15.497	

Announcements

Outfit No.14 - No working transponder - Please fix before Qualifying

Clerk of the Course

Orbits

Sig : Time :
 Chief Timekeeper : Ian Sharp (SMART Timing)
 Results available at www.smart-timing.co.uk and www.speedhive.com

Printed: 19/08/2023 10:56:46

**RACE WITH RESPECT**



DDMC Battle of Britain meeting

PI FSRA Sidecars

Cadwell Park 2.173 miles

Warm Up

19/08/2023 10:50

Practice (12:00 Time) started at 10:40:22

Lap	Time of Day	Lap Tm	SFSpd
(97) B DAWSON / M SIMS			
1	10:43:16.769	1:59.365	103.1
2	10:45:04.555	1:47.786	106.4
3	10:46:51.866	1:47.311	107.5
4	10:48:39.300	1:47.434	105.0
5	10:50:28.355	1:49.055	105.2

Lap	Time of Day	Lap Tm	SFSpd
(9) G FAIRHURST / B ANDREWS			
1	10:43:22.354	2:12.236	99.1
2	10:45:20.477	1:58.123	103.1
3	10:47:14.771	1:54.294	96.1
4	10:49:07.466	1:52.695	102.9

Lap	Time of Day	Lap Tm	SFSpd
(14) M BURNS / S WINFROW			
1	10:45:23.617	4:02.752	
2	10:47:17.896	1:54.279	
3	10:49:11.779	1:53.883	
4	10:51:05.833	1:54.054	

Lap	Time of Day	Lap Tm	SFSpd
(56) R GILROY / C SMYTH			
1	10:43:22.826	2:09.597	94.1
2	10:45:25.021	2:02.195	94.7
3	10:47:23.777	1:58.756	93.3
4	10:49:22.936	1:59.159	95.2

Lap	Time of Day	Lap Tm	SFSpd
(88) J STEPHENSON / A MASON			
1	10:43:01.657	2:02.445	104.5
2	10:45:02.249	2:00.592	102.5

Lap	Time of Day	Lap Tm	SFSpd
(73) D CRAWFORD / T OLDROYD			
1	10:43:30.417	2:12.534	99.9
2	10:45:34.997	2:04.580	101.5
3	10:47:35.911	2:00.914	103.6
4	10:49:39.618	2:03.707	93.2

Lap	Time of Day	Lap Tm	SFSpd
(32) G KNIGHT / S KNIGHT			
1	10:43:30.648	2:09.376	96.0
2	10:45:32.166	2:01.518	95.1
3	10:47:34.400	2:02.234	95.5
4	10:49:35.566	2:01.166	96.3

Lap	Time of Day	Lap Tm	SFSpd
(54) D QUIRK / S REEVES			
1	10:43:42.852	2:09.519	90.9
2	10:45:48.605	2:05.753	85.4
3	10:47:57.405	2:08.800	92.9
4	10:49:59.563	2:02.158	91.8

Lap	Time of Day	Lap Tm	SFSpd
(18) M BEST / M EASTELL			
1	10:43:21.823	2:16.786	101.4
2	10:45:29.995	2:08.172	104.7
3	10:47:33.836	2:03.841	103.6

Lap	Time of Day	Lap Tm	SFSpd
(967) G HODGSON / D HODGSON			
1	10:43:42.120	2:12.918	92.6
2	10:45:48.282	2:06.162	91.3

Lap	Time of Day	Lap Tm	SFSpd
(16) D SALLEH / J FAIRHURST			
1	10:43:41.413	2:09.801	92.6
2	10:45:48.348	2:06.935	80.7
3	10:47:57.227	2:08.879	90.8

Lap	Time of Day	Lap Tm	SFSpd
(30) R BUTLER / J SAUNDERS			
1	10:44:09.268	2:21.388	95.1
2	10:46:19.603	2:10.335	91.3
3	10:48:29.578	2:09.975	94.5
4	10:50:37.557	2:07.979	94.9
5	10:52:49.396	2:11.839	95.2

Lap	Time of Day	Lap Tm	SFSpd
(181) D TIBBLES / R GREENWOOD			
1	10:43:37.947	2:08.451	91.8

Lap	Time of Day	Lap Tm	SFSpd
(908) S WOOLCOT / T SAVILLE			
1	10:43:24.642	2:13.329	84.8

Lap	Time of Day	Lap Tm	SFSpd
2	10:45:34.855	2:10.213	83.1
3	10:47:46.355	2:11.500	79.2
4	10:50:00.125	2:13.770	82.5
5	10:52:13.744	2:13.619	77.6

Lap	Time of Day	Lap Tm	SFSpd
(7) A PEARSON / B PEARSON			
1	10:44:16.356	2:28.847	83.4
2	10:46:33.173	2:16.817	83.1
3	10:48:45.711	2:12.538	88.5
4	10:50:58.498	2:12.787	83.6
5	10:53:15.040	2:16.542	81.8

Lap	Time of Day	Lap Tm	SFSpd
(188) B JUKES / J MILLER			
1	10:44:27.984	2:35.143	90.8
2	10:46:50.331	2:22.347	91.6
3	10:49:10.923	2:20.592	74.2

Lap	Time of Day	Lap Tm	SFSpd
(156) J TYRRELL / J THOMAS			
1	10:43:42.481	2:30.403	71.8
2	10:46:09.304	2:26.823	71.0
3	10:48:33.920	2:24.616	72.5
4	10:50:59.130	2:25.210	70.4
5	10:53:24.385	2:25.255	74.7

Lap	Time of Day	Lap Tm	SFSpd
(146) R SAUNDERS / G PYMM			
1	10:50:29.042	8:24.805	68.3

Clerk of the Course

Orbits

Sig : Time :
 Chief Timekeeper : Ian Sharp (SMART Timing)
 Results available at www.smart-timing.co.uk and www.speedhive.com
 Printed: 19/08/2023 10:57:08



**DDMC Battle of Britain meeting****Sorted on best lap time**

FSRA F2 Sidecars

Cadwell Park 2.173 miles

Warm Up

19/08/2023 11:15

Practice (10:00 Time) started at 11:10:58

Pos	No.	Name	Make/Model	CC	Class	C Laps	Best Tm	Diff	Best Speed	2nd Best
1	72	P FOUNDS / J WALMSLEY	Honda LCF	600	Sup	6	1:37.859		79.940	1:38.745
2	7	D GIBSON / R GIBBONS	CES Suzuki	600	Sup	6	1:39.976	2.117	78.247	1:40.345
3	8	B ILARIA / A BROWN	DDM Christie	599	Cup	6	1:40.934	3.075	77.504	1:42.642
4	99	S RAMSDEN / M RAMSDEN	LCR Honda	600	Sup	6	1:41.214	3.355	77.290	1:41.395
5	33	S HEGARTY / J NEAVE	Baker Honda	600	Sup	5	1:41.595	3.736	77.000	1:41.759
6	14	W LOCKEY / B BINNS		600	Sup	6	1:43.070	5.211	75.898	1:44.077
7	17	L CRAWFORD / S HARDIE	CES Suzuki	600	SW	3	1:43.248	5.389	75.767	1:47.528
8	32	G HORSPOLE / K COLE	Baker	600	Sup	4	1:43.264	5.405	75.755	1:43.308
9	96	J SAUNDERS / S STOKOE	Baker Honda	600	Cup	5	1:44.274	6.415	75.022	1:44.831
10	97	B DAWSON / M SIMS	LCR Honda	600	Cup	4	1:44.744	6.885	74.685	1:46.320
11	117	D SCHOFIELD / J SMITH	Bellas Yamaha	600	Cup	4	1:46.268	8.409	73.614	1:46.805
12	13	M HEGARTY / R CHILD	Shelbourne	600	SW	4	1:47.105	9.246	73.039	1:47.312
13	71	C SCHOFIELD / T DAWKINS	Baker Honda	600	Cup	6	1:48.127	10.268	72.348	1:48.301
14	37	C MORPHET / W REILLY	LCR Honda	600	Cup	5	1:48.129	10.270	72.347	1:48.302
15	39	B MOORE / A DODD	Ireson Honda F2	600	Cup	6	1:48.891	11.032	71.841	1:48.942
16	20	P D'HENIN / G WHEELER	Hunts	600	Cup	4	1:49.294	11.435	71.576	1:50.949
17	87	C FENWICK / P KNAPTON		600	SW	1	1:52.943	15.084	69.263	
18	25	A BINGHAM / D RYDER	Shelbourne Suzuki	600	Cup	2	1:53.375	15.516	68.999	1:57.666
19	6	T BAKER / L FITZPATRICK	Baker Suzuki	600	Sup				-	

Announcements

Outfit No.20 - Transponder giving low battery warning - Please charge before Qualifying

Clerk of the Course

Orbits

Sig : Time :

Chief Timekeeper : Ian Sharp (SMART Timing)

Results available at www.smart-timing.co.uk and www.speedhive.com

Printed: 19/08/2023 11:24:14

**RACE
WITH
RESPECT**



DDMC Battle of Britain meeting

FSRA F2 Sidecars

Cadwell Park 2.173 miles

Warm Up

19/08/2023 11:15

Practice (10:00 Time) started at 11:10:58

Lap	Time of Day	Lap Tm	SFSpd
(72) P FOUNDS / J WALMSLEY			
1	11:13:33.377	1:46.457	108.8
2	11:15:13.279	1:39.902	110.4
3	11:16:52.024	1:38.745	110.6
4	11:18:31.907	1:39.883	112.2
5	11:20:09.766	1:37.859	111.8
6	11:21:50.132	1:40.366	107.7

Lap	Time of Day	Lap Tm	SFSpd
(7) D GIBSON / R GIBBONS			
1	11:13:23.734	1:50.210	109.3
2	11:15:05.620	1:41.886	108.6
3	11:16:47.835	1:42.215	110.0
4	11:18:29.201	1:41.366	110.0
5	11:20:09.546	1:40.345	108.2
6	11:21:49.522	1:39.976	108.2

Lap	Time of Day	Lap Tm	SFSpd
(8) B ILARIA / A BROWN			
1	11:13:17.746	1:49.232	105.0
2	11:15:02.994	1:45.248	107.0
3	11:16:46.307	1:43.313	106.5
4	11:18:28.949	1:42.642	107.2
5	11:20:12.020	1:43.071	106.9
6	11:21:52.954	1:40.934	107.0

Lap	Time of Day	Lap Tm	SFSpd
(99) S RAMSDEN / M RAMSDEN			
1	11:13:40.437	1:44.264	107.7
2	11:15:24.645	1:44.208	108.8
3	11:17:07.313	1:42.668	109.5
4	11:18:48.790	1:41.477	109.7
5	11:20:30.185	1:41.395	109.7
6	11:22:11.399	1:41.214	108.9

Lap	Time of Day	Lap Tm	SFSpd
(33) S HEGARTY / J NEAVE			
1	11:14:19.371	2:06.550	74.2
2	11:16:17.748	1:58.377	105.5
3	11:18:01.256	1:43.508	105.0
4	11:19:42.851	1:41.595	105.5
5	11:21:24.610	1:41.759	106.0

Lap	Time of Day	Lap Tm	SFSpd
(14) W LOCKEY / B BINNS			
1	11:13:17.002	1:49.527	108.8
2	11:15:02.536	1:45.534	109.5
3	11:16:47.541	1:45.005	110.7
4	11:18:31.807	1:44.266	110.0
5	11:20:14.877	1:43.070	110.0
6	11:21:58.954	1:44.077	108.8

Lap	Time of Day	Lap Tm	SFSpd
(17) L CRAWFORD / S HARDIE			
1	11:13:24.397	1:47.528	106.0
2	11:15:07.645	1:43.243	110.2
3	11:22:19.622	7:11.977	

Lap	Time of Day	Lap Tm	SFSpd
(32) G HORSPOLE / K COLE			
1	11:13:23.483	1:50.785	105.2
2	11:15:08.705	1:45.222	107.2
3	11:16:52.013	1:43.308	106.4
4	11:18:35.277	1:43.264	106.2

Lap	Time of Day	Lap Tm	SFSpd
(96) J SAUNDERS / S STOKOE			
1	11:13:31.452	1:50.813	104.9
2	11:15:18.603	1:47.151	108.4
3	11:17:03.966	1:45.363	106.0
4	11:18:48.797	1:44.831	104.7
5	11:20:33.071	1:44.274	106.4

Lap	Time of Day	Lap Tm	SFSpd
(97) B DAWSON / M SIMS			
1	11:13:44.511	1:47.458	107.2
2	11:15:31.028	1:46.517	108.9
3	11:17:15.772	1:44.744	108.8
4	11:19:02.092	1:46.320	108.8

Lap	Time of Day	Lap Tm	SFSpd
(117) D SCHOFIELD / J SMITH			
1	11:13:40.129	1:54.547	105.0

Lap	Time of Day	Lap Tm	SFSpd
2	11:15:28.743	1:48.614	106.4
3	11:17:15.548	1:46.805	106.5
4	11:19:01.816	1:46.268	106.2

Lap	Time of Day	Lap Tm	SFSpd
(13) M HEGARTY / R CHILD			
1	11:14:10.781	2:00.882	102.5
2	11:16:02.219	1:51.438	103.6
3	11:17:49.531	1:47.312	104.5
4	11:19:36.636	1:47.105	105.3

Lap	Time of Day	Lap Tm	SFSpd
(71) C SCHOFIELD / T DAWKINS			
1	11:13:40.562	1:55.649	103.1
2	11:15:31.002	1:50.440	105.2
3	11:17:20.857	1:49.855	103.9
4	11:19:09.882	1:49.025	102.6
5	11:20:58.183	1:48.301	104.4
6	11:22:46.310	1:48.127	102.8

Lap	Time of Day	Lap Tm	SFSpd
(37) C MORPHET / W REILLY			
1	11:13:43.557	1:52.514	100.5
2	11:15:33.624	1:50.067	106.5
3	11:17:21.753	1:48.129	106.2
4	11:19:10.055	1:48.302	106.2
5	11:20:58.603	1:48.548	105.8

Lap	Time of Day	Lap Tm	SFSpd
(39) B MOORE / A DODD			
1	11:13:29.082	1:51.175	103.7
2	11:15:18.335	1:49.253	104.4
3	11:17:07.226	1:48.891	104.2
4	11:18:56.168	1:48.942	103.1
5	11:20:45.681	1:49.513	102.8
6	11:22:35.083	1:49.402	99.4

Lap	Time of Day	Lap Tm	SFSpd
(20) P D'HENIN / G WHEELER			
1	11:14:02.899	1:57.471	100.2
2	11:15:56.195	1:53.296	100.9
3	11:17:47.144	1:50.949	100.8
4	11:19:36.438	1:49.294	98.5

Lap	Time of Day	Lap Tm	SFSpd
(87) C FENWICK / P KNAPTON			
1	11:13:49.129	1:52.943	104.4

Lap	Time of Day	Lap Tm	SFSpd
(25) A BINGHAM / D RYDER			
1	11:14:03.545	1:57.666	97.8
2	11:15:56.920	1:53.375	98.3

Clerk of the Course

Orbits

Sig : Time :
 Chief Timekeeper : Ian Sharp (SMART Timing)
 Results available at www.smart-timing.co.uk and www.speedhive.com



DDMC Battle of Britain meeting

Sorted on best lap time

DDMC Northern Sports & Saloons Cars Championship - A&E

Cadwell Park 2.173 miles

Qualifying 1

19/08/2023 11:35

Practice (15:00 Time) started at 11:30:02

Pos	No.	Name	Make/Model	CC	Class	C Laps	Best Tm	Diff	Best Speed	2nd Best
1	94	Jon WOOLFIT	MK Indy	1400T	A1	8	1:29.902		87.015	1:30.754
2	2	Matty COBB	VW Beetle	2700	A1	8	1:33.942	4.040	83.273	1:35.681
3	4	Thom EVANS	Caterham Duratec	2000	A2	9	1:34.445	4.543	82.829	1:34.565
4	3	Chris HUNTLEY	Subaru Impreza WRX	2000	A1	9	1:38.371	8.469	79.523	1:38.730
5	12	Scott HUBEL	Peugeot 205 T16	2000	A2	8	1:39.590	9.688	78.550	1:39.806
6	65	Ian TOWERS	MK Striker	999	E2	9	1:40.233	10.331	78.046	1:40.569
7	29	Justin COX	Caterham Sigmax	1600	E1	8	1:40.438	10.536	77.887	1:40.900
8	18	Damien MCKAY	Westfield	999	A2	7	1:40.499	10.597	77.840	1:41.733
9	42	Steve TOWERS	Ludlow Tigra	2300	A1	9	1:40.685	10.783	77.696	1:40.907
10	17	Drew MYRESCOUGH	Caterham C400	2000	A2	8	1:41.889	11.987	76.778	1:43.927
11	154	Stevie McNAB	Honda Civic Type R	2400	A1	8	1:42.928	13.026	76.003	1:43.020

Clerk of the Course

Orbits

Sig : Time :
Chief Timekeeper : Ian Sharp (SMART Timing)
Results available at www.smart-timing.co.uk and www.speedhive.com

DDMC Battle of Britain meeting

DDMC Northern Sports & Saloons Cars Championship - A&E

Cadwell Park 2.173 miles

Qualifying 1

19/08/2023 11:35

Practice (15:00 Time) started at 11:30:02

Lap	Time of Day	Lap Tm	SFSpd
(94) Jon WOOLFIT			
1	11:33:02.504	2:01.837	109.7
2	11:34:44.093	1:41.589	112.2
3	11:36:18.616	1:34.523	111.5
4	11:37:51.611	1:32.995	112.2
5	11:39:42.179	1:50.568	111.7
6	11:41:15.610	1:33.431	111.7
7	11:42:45.512	1:29.902	113.0
8	11:44:16.266	1:30.754	111.7

Lap	Time of Day	Lap Tm	SFSpd
(2) Matty COBB			
1	11:32:45.799	1:50.583	115.9
2	11:34:27.654	1:41.855	119.2
3	11:36:05.194	1:37.540	120.5
4	11:37:42.541	1:37.347	120.0
5	11:40:27.508	2:44.967	
6	11:42:06.668	1:39.160	120.7
7	11:43:40.610	1:33.942	120.7
8	11:45:16.291	1:35.681	120.0

Lap	Time of Day	Lap Tm	SFSpd
(4) Thom EVANS			
1	11:32:45.543	1:59.992	109.7
2	11:34:31.132	1:45.589	111.7
3	11:36:10.526	1:39.394	111.1
4	11:37:48.786	1:38.260	110.6
5	11:39:33.926	1:45.140	109.1
6	11:41:08.491	1:34.565	110.2
7	11:42:44.382	1:35.891	108.2
8	11:44:18.827	1:34.445	110.4
9	11:45:59.140	1:40.313	76.1

Lap	Time of Day	Lap Tm	SFSpd
(3) Chris HUNTLEY			
1	11:32:44.977	2:00.465	106.5
2	11:34:29.946	1:44.969	110.4
3	11:36:10.179	1:40.233	106.9
4	11:37:51.716	1:41.537	105.7
5	11:39:36.751	1:45.035	110.0
6	11:41:15.498	1:38.747	109.3
7	11:42:55.260	1:39.762	108.9
8	11:44:33.631	1:33.371	108.9
9	11:46:12.361	1:38.730	109.5

Lap	Time of Day	Lap Tm	SFSpd
(12) Scott HUBEL			
1	11:32:47.825	1:55.121	101.4
2	11:35:14.938	2:27.113	
3	11:36:59.381	1:44.443	102.8
4	11:38:39.627	1:40.246	102.5
5	11:40:19.874	1:40.247	102.0
6	11:41:59.680	1:39.806	101.7
7	11:43:39.270	1:39.590	100.8
8	11:45:23.204	1:43.934	96.3

Lap	Time of Day	Lap Tm	SFSpd
(65) Ian TOWERS			
1	11:32:41.542	2:05.139	103.7
2	11:34:33.397	1:51.855	106.4
3	11:36:15.290	1:41.893	106.4
4	11:37:57.667	1:42.377	106.9
5	11:39:44.750	1:47.083	105.7
6	11:41:26.520	1:41.770	105.5
7	11:43:07.089	1:40.569	105.5
8	11:44:48.388	1:41.299	105.5
9	11:46:28.621	1:40.233	104.7

Lap	Time of Day	Lap Tm	SFSpd
(29) Justin COX			
1	11:32:53.023	1:57.097	91.2
2	11:34:39.303	1:46.280	94.7
3	11:36:22.338	1:43.035	94.1
4	11:38:03.238	1:40.900	95.1
5	11:39:51.846	1:48.608	93.5
6	11:41:32.284	1:40.438	95.2
7	11:43:24.301	1:52.017	93.2
8	11:45:05.231	1:40.930	94.3

Lap	Time of Day	Lap Tm	SFSpd
(18) Damien McKAY			
1	11:32:31.749	1:49.815	101.2
2	11:34:13.749	1:42.000	99.7
3	11:35:54.248	1:40.499	102.9
4	11:37:47.706	1:53.458	101.8
5	11:41:45.622	3:57.916	
6	11:43:37.979	1:52.357	101.1
7	11:45:19.712	1:41.733	102.0

Lap	Time of Day	Lap Tm	SFSpd
(42) Steve TOWERS			
1	11:32:45.780	2:02.758	96.6
2	11:34:35.959	1:50.179	118.6
3	11:36:18.336	1:42.377	116.3
4	11:38:01.412	1:43.076	117.7
5	11:39:49.887	1:48.475	114.5
6	11:41:30.913	1:41.026	118.8
7	11:43:11.981	1:41.068	117.7
8	11:44:52.888	1:40.907	120.3
9	11:46:33.573	1:40.685	118.4

Lap	Time of Day	Lap Tm	SFSpd
(17) Drew MYRESCOUGH			
1	11:33:01.835	2:03.275	100.8
2	11:34:51.726	1:49.891	105.3
3	11:36:36.962	1:45.236	106.9
4	11:38:22.466	1:45.504	109.3
5	11:41:14.247	2:51.781	
6	11:43:06.871	1:52.624	107.7
7	11:44:50.798	1:43.927	108.2
8	11:46:32.687	1:41.889	108.4

Lap	Time of Day	Lap Tm	SFSpd
(154) Stevie McNAB			
1	11:33:14.804	2:09.751	99.9
2	11:34:57.824	1:43.020	100.3
3	11:36:40.752	1:42.928	100.2
4	11:38:29.934	1:49.182	74.1
5	11:40:44.310	2:14.376	99.4
6	11:42:27.766	1:43.456	99.1
7	11:44:11.546	1:43.780	99.0
8	11:46:24.018	2:12.472	94.4

Clerk of the Course

Orbits

Sig : Time :
Chief Timekeeper : Ian Sharp (SMART Timing)

Results available at www.smart-timing.co.uk and www.speedhive.com

Printed: 19/08/2023 11:48:42



DDMC Battle of Britain meeting

DDMC Northern Sports & Saloons Cars Championship - A&E

Cadwell Park 2.173 miles

Race 2 - 1st Race

19/08/2023 14:55

Race (15:00 and 1 Laps)

POLE POSITION

1	1 94 Jon WOOLFIT 1:29.902	2 2 Matty COBB 1:33.942
2	3 4 Thom EVANS 1:34.445	4 3 Chris HUNTLEY 1:38.371
3	5 12 Scott HUBEL 1:39.590	6 65 Ian TOWERS 1:40.233
4	7 29 Justin COX 1:40.438	8 18 Damien McKAY 1:40.499
5	9 42 Steve TOWERS 1:40.685	10 17 Drew MYRESCOUGH 1:41.889
6	11 154 Stevie McNAB 1:42.928	

Clerk of the Course

Orbits

Sig : Time :
Chief Timekeeper : Ian Sharp (SMART Timing)
Results available at www.smart-timing.co.uk and www.speedhive.com

DDMC Battle of Britain meeting

DDMC Northern Sports & Saloons Cars Championship - A&E

Cadwell Park 2.173 miles

Race 11 - 2nd Race - AMENDED GRID

20/08/2023 14:45

Race (15:00 and 1 Laps)

AMENDED GRID - Car No.311 added to back of Grid

POLE POSITION

1	1 94 Jon WOOLFIT 1:30.754	2 4 Thom EVANS 1:34.565
2	3 2 Matty COBB 1:35.681	4 3 Chris HUNTLEY 1:38.730
3	5 12 Scott HUBEL 1:39.806	6 65 Ian TOWERS 1:40.569
4	7 29 Justin COX 1:40.900	8 42 Steve TOWERS 1:40.907
5	9 18 Damien McKAY 1:41.733	10 154 Stevie McNAB 1:43.020
6	11 17 Drew MYRESCOUGH 1:43.927	12 311 Sam SMITH

Clerk of the Course

Orbits

Sig : Time :
Chief Timekeeper : Ian Sharp (SMART Timing)
Results available at www.smart-timing.co.uk and www.speedhive.com

DDMC Battle of Britain meeting**Sorted on best lap time**

SMRC Citroen C1 Cup

Cadwell Park 2.173 miles

Qualifying 2

19/08/2023 12:00

Practice (15:00 Time) started at 11:51:04

Pos	No.	Name	Make/Model	CC	Class	C Laps	Best Tm	Diff	Best Speed	2nd Best
1	1	Sam CORSON	Citroen C1	1000	C1	7	1:58.473		66.030	1:59.059
2	99	Dan MARTIN	Citroen C1	1000	C1	8	1:58.814	0.341	65.841	1:58.902
3	598	Daniel KELL	Citroen C1	1000	Gue	8	1:59.013	0.540	65.731	1:59.216
4	24	Ayden WILSON	Citroen C1	1000	C1N	8	1:59.053	0.580	65.709	1:59.237
5	23	Thomas COMBER	Citroen C1	1000	C1	2	1:59.083	0.610	65.692	2:07.011
6	529	James HITCHEN	Citroen C1	1000	C1N	8	1:59.116	0.643	65.674	1:59.153
7	684	Ralph STURROCK	Citroen C1	1000	C1N	8	1:59.164	0.691	65.647	1:59.515
8	89	Ross DUNN	Citroen C1	1000	C1	8	1:59.167	0.694	65.646	1:59.475
9	51	Murray SCOTT	Citroen C1	1000	C1N	8	1:59.296	0.823	65.575	1:59.535
10	70	Andrew DAVIDSON	Citroen C1	1000	C1	8	1:59.749	1.276	65.327	1:59.807
11	117	Marc NISBET	Citroen C1	1000	C1N	7	1:59.772	1.299	65.314	1:59.984
12	110	Calum CONWAY	Citroen C1	1000	C1	7	1:59.904	1.431	65.242	2:00.301
13	470	Katrina GRAY	Citroen C1	1000	C1	7	2:03.123	4.650	63.536	2:03.577
14	460	John PROCTOR	Citroen C1	1000	C1	7	2:06.711	8.238	61.737	2:06.867
15	88	Henry GILLIESPIE	Citroen C1	1000	C1N				-	

Clerk of the Course

Orbits

Sig : Time :
Chief Timekeeper : Ian Sharp (SMART Timing)
Results available at www.smart-timing.co.uk and www.speedhive.com

Printed: 19/08/2023 12:16:10

DDMC Battle of Britain meeting

SMRC Citroen C1 Cup

Cadwell Park 2.173 miles

Qualifying 2

19/08/2023 12:00

Practice (15:00 Time) started at 11:51:04

Lap	Time of Day	Lap Tm	SFSpd
(1) Sam CORSON			
1	11:54:20.651	2:17.353	74.0
2	11:56:19.781	1:59.130	74.4
3	11:58:20.275	2:00.494	74.5
4	12:00:19.334	1:59.059	74.6
5	12:02:21.261	2:01.927	74.3
6	12:04:22.175	2:00.914	74.5
7	12:06:20.648	1:58.473	74.7

(99) Dan MARTIN			
1	11:54:02.182	2:02.637	74.4
2	11:56:01.596	1:59.414	74.0
3	11:58:00.410	1:58.814	75.1
4	12:00:01.072	2:00.662	74.9
5	12:02:01.880	2:00.808	74.6
6	12:04:01.613	1:59.733	73.5
7	12:06:00.953	1:59.340	74.6
8	12:07:59.855	1:58.902	74.8

(598) Daniel KELL			
1	11:53:38.873	2:01.015	74.2
2	11:55:38.726	1:59.853	75.0
3	11:57:38.176	1:59.450	73.9
4	11:59:37.392	1:59.216	73.7
5	12:01:39.451	2:02.059	73.9
6	12:03:38.981	1:59.530	73.8
7	12:05:38.259	1:59.278	74.2
8	12:07:37.272	1:59.013	74.0

(24) Ayden WILSON			
1	11:53:39.843	2:00.671	73.5
2	11:55:39.543	1:59.700	75.2
3	11:57:40.152	2:00.609	75.2
4	11:59:39.389	1:59.237	74.7
5	12:01:38.442	1:59.053	73.8
6	12:03:51.469	2:13.027	74.2
7	12:05:51.231	1:59.762	75.1
8	12:07:55.670	2:04.439	72.2

(23) Thomas COMBER			
1	11:53:49.054	2:07.011	74.2
2	11:55:48.137	1:59.083	74.5

(529) James HITCHEN			
1	11:53:38.203	1:59.851	72.4
2	11:55:38.507	2:00.304	72.9
3	11:57:38.960	2:00.453	73.7
4	11:59:38.537	1:59.577	73.8
5	12:01:40.461	2:01.924	73.8
6	12:03:39.941	1:59.480	74.2
7	12:05:39.094	1:59.153	74.3
8	12:07:38.210	1:59.116	74.2

(684) Ralph STURROCK			
1	11:54:01.387	2:08.758	73.7
2	11:56:02.657	2:01.270	74.7
3	11:58:02.631	1:59.974	74.8
4	12:00:03.329	2:00.698	72.2
5	12:02:03.989	2:00.660	73.7
6	12:04:03.504	1:59.515	74.2
7	12:06:03.584	2:00.080	74.6
8	12:08:02.748	1:59.164	75.1

(89) Ross DUNN			
1	11:53:47.413	2:01.542	74.4
2	11:55:47.196	1:59.783	74.1
3	11:57:46.671	1:59.475	74.8
4	11:59:46.349	1:59.678	74.2
5	12:01:46.321	1:59.972	73.8
6	12:03:47.576	2:01.255	74.6
7	12:05:46.743	1:59.167	74.5
8	12:07:48.685	2:01.942	75.1

Lap	Time of Day	Lap Tm	SFSpd
(51) Murray SCOTT			
1	11:53:45.055	2:00.983	74.5
2	11:55:45.208	2:00.153	74.2
3	11:57:44.852	1:59.644	74.7
4	11:59:47.001	2:02.149	75.1
5	12:01:47.080	2:00.079	75.1
6	12:03:46.615	1:59.535	74.6
7	12:05:47.495	2:00.880	75.7
8	12:07:46.791	1:59.296	74.5

(70) Andrew DAVIDSON			
1	11:53:57.888	2:04.706	73.7
2	11:55:57.924	2:00.036	73.6
3	11:57:57.731	1:59.807	74.6
4	12:00:00.365	2:02.634	73.7
5	12:02:00.778	2:00.413	73.3
6	12:04:01.483	2:00.705	71.8
7	12:06:01.824	2:00.341	75.1
8	12:08:01.573	1:59.749	75.1

(117) Marc NISBET			
1	11:54:02.713	2:02.763	74.9
2	11:56:10.344	2:07.631	74.5
3	11:58:10.116	1:59.772	73.4
4	12:00:10.672	2:00.556	73.7
5	12:02:11.396	2:00.724	72.4
6	12:04:13.136	2:01.740	73.8
7	12:06:13.120	1:59.984	74.4

(110) Calum CONWAY			
1	11:54:03.236	2:02.477	74.4
2	11:56:09.846	2:06.610	72.7
3	11:58:10.897	2:01.051	73.9
4	12:00:11.198	2:00.301	73.8
5	12:02:11.814	2:00.616	73.0
6	12:04:11.718	1:59.904	72.9
7	12:06:12.088	2:00.370	73.1

(470) Katrina GRAY			
1	11:54:33.355	2:25.870	71.8
2	11:56:39.558	2:06.203	71.3
3	11:58:44.259	2:04.701	71.4
4	12:00:48.499	2:04.240	71.2
5	12:02:52.076	2:03.577	71.5
6	12:04:55.905	2:03.829	71.6
7	12:06:59.028	2:03.123	71.5

(460) John PROCTOR			
1	11:54:02.294	2:10.611	72.2
2	11:56:13.646	2:11.352	73.1
3	11:58:22.575	2:08.929	72.5
4	12:00:29.286	2:06.711	73.3
5	12:02:36.781	2:07.495	72.8
6	12:04:43.648	2:06.867	73.1
7	12:06:50.653	2:07.005	72.2

Clerk of the Course

Orbits

Sig : Time :
 Chief Timekeeper : Ian Sharp (SMART Timing)
 Results available at www.smart-timing.co.uk and www.speedhive.com

Printed: 19/08/2023 12:15:53



RACE WITH RESPECT

DDMC Battle of Britain meeting

SMRC Citroen C1 Cup

Cadwell Park 2.173 miles

Race 3 - 1st Race

19/08/2023 15:25

Race (15:00 Time)

POLE POSITION

1	1 1 Sam CORSON 1:58.473	2 99 Dan MARTIN 1:58.814
2	3 598 Daniel KELL 1:59.013	4 24 Ayden WILSON 1:59.053
3	5 23 Thomas COMBER 1:59.083	6 529 James HITCHEN 1:59.116
4	7 684 Ralph STURROCK 1:59.164	8 89 Ross DUNN 1:59.167
5	9 51 Murray SCOTT 1:59.296	10 70 Andrew DAVIDSON 1:59.749
6	11 117 Marc NISBET 1:59.772	12 110 Calum CONWAY 1:59.904
7	13 470 Katrina GRAY 2:03.123	14 460 John PROCTOR 2:06.711
8	15 88 Henry GILLIESPIE	

Clerk of the Course

Orbits

Sig : Time :
Chief Timekeeper : Ian Sharp (SMART Timing)
Results available at www.smart-timing.co.uk and www.speedhive.com

Printed: 19/08/2023 12:15:15

**DDMC Battle of Britain meeting****Sorted on best lap time**

PI FSRA Sidecars

Cadwell Park 2.173 miles

Qualifying 3

19/08/2023 12:25

Practice (15:00 Time) started at 12:14:02

Pos	No.	Name	Make/Model	CC	Class	C Laps	Best Tm	Diff	Best Speed	2nd Best
1	97	B DAWSON / M SIMS	LCR Honda	600	Gue	2	1:45.983		73.812	2:17.106
2	9	G FAIRHURST / B ANDREWS	Windle Kawasaki	900	F1	5	1:47.336	1.353	72.881	1:49.169
3	37	C MORPHET / W REILLY	LCR Honda	600	Gue	6	1:47.600	1.617	72.703	1:49.631
4	14	M BURNS / S WINFROW			F1	4	1:51.714	5.731	70.025	1:52.828
5	88	J STEPHENSON / A MASON	Suzuki	100	F1	3	1:54.325	8.342	68.426	1:54.946
6	18	M BEST / M EASTELL			Gue	5	1:54.936	8.953	68.062	1:56.999
7	56	R GILROY / C SMYTH			F2	4	1:55.480	9.497	67.742	1:55.522
8	54	D QUIRK / S REEVES	Bellas Vincent	1272	Gue	6	1:55.576	9.593	67.685	1:56.238
9	127	G McMAHON / M RANSON	Shelbourne Suzuki	600	F1	7	1:57.790	11.807	66.413	1:59.012
10	30	R BUTLER / J SAUNDERS	Ireson F2	600	Gue	7	1:58.164	12.181	66.203	1:59.719
11	181	D TIBBLES / R GREENWOOD	DDR Yamaha	1100	F1	3	1:58.777	12.794	65.861	2:00.886
12	16	D SALLEH / J FAIRHURST	Ireson Yam T'Cat	599	F2	4	1:59.534	13.551	65.444	2:00.837
13	32	G KNIGHT / S KNIGHT	Yamaha GSR	600	F2	4	2:00.355	14.372	64.998	2:00.748
14	7	A PEARSON / B PEARSON			Gue	5	2:01.326	15.343	64.478	2:01.660
15	967	G HODGSON / D HODGSON	Shelbourne	600	F2	4	2:03.505	17.522	63.340	2:05.332
16	908	S WOOLCOT / T SAVILLE	Derbyshire	600	F2	5	2:07.519	21.536	61.346	2:08.058
17	188	B JUKES / J MILLER	Baker Suzuki	600	Gue	4	2:08.916	22.933	60.681	2:09.213
18	156	J TYRRELL / J THOMAS	Thundercat	600	F2	6	2:22.612	36.629	54.854	2:23.292
19	146	R SAUNDERS / G PYMM			Gue	2	2:34.303	48.320	50.698	2:50.491

Clerk of the Course

Orbits

Sig : Time :
 Chief Timekeeper : Ian Sharp (SMART Timing)
 Results available at www.smart-timing.co.uk and www.speedhive.com

Printed: 19/08/2023 12:33:00

**RACE
WITH
RESPECT**



DDMC Battle of Britain meeting

PI FSRA Sidecars

Cadwell Park 2.173 miles

Qualifying 3

19/08/2023 12:25

Practice (15:00 Time) started at 12:14:02



Lap	Time of Day	Lap Tm	SFSpd
(97) B DAWSON / M SIMS			
1	12:17:26.782	2:17.106	107.9
2	12:19:12.765	1:45.983	107.5

Lap	Time of Day	Lap Tm	SFSpd
(9) G FAIRHURST / B ANDREWS			
1	12:16:53.799	2:01.670	104.5
2	12:18:44.239	1:50.440	105.5
3	12:20:36.799	1:52.560	105.7
4	12:22:24.135	1:47.336	105.7
5	12:24:13.304	1:49.169	105.0

Lap	Time of Day	Lap Tm	SFSpd
(37) C MORPHET / W REILLY			
1	12:16:49.050	1:56.189	105.3
2	12:18:40.185	1:51.135	106.2
3	12:20:33.185	1:53.000	106.9
4	12:22:23.074	1:49.889	106.2
5	12:24:12.705	1:49.631	106.2
6	12:26:00.305	1:47.600	105.0

Lap	Time of Day	Lap Tm	SFSpd
(14) M BURNS / S WINFROW			
1	12:16:44.839	2:00.853	105.2
2	12:18:37.978	1:53.139	107.2
3	12:20:30.806	1:52.828	107.7
4	12:22:22.520	1:51.714	106.7

Lap	Time of Day	Lap Tm	SFSpd
(88) J STEPHENSON / A MASON			
1	12:16:25.753	1:54.946	103.1
2	12:18:20.078	1:54.325	103.9
3	12:20:16.588	1:56.510	103.6

Lap	Time of Day	Lap Tm	SFSpd
(18) M BEST / M EASTELL			
1	12:16:44.562	2:03.050	106.2
2	12:18:43.121	1:58.559	108.9
3	12:20:44.123	2:01.002	108.4
4	12:22:41.122	1:56.999	109.1
5	12:24:36.058	1:54.936	108.4

Lap	Time of Day	Lap Tm	SFSpd
(56) R GILROY / C SMYTH			
1	12:16:45.855	1:59.104	96.4
2	12:18:41.335	1:55.480	97.0
3	12:20:39.434	1:58.099	98.0
4	12:22:34.956	1:55.522	96.4

Lap	Time of Day	Lap Tm	SFSpd
(54) D QUIRK / S REEVES			
1	12:16:58.379	2:02.375	94.7
2	12:18:57.839	1:59.460	97.3
3	12:20:58.335	2:00.496	94.8
4	12:22:57.099	1:58.764	94.1
5	12:24:53.337	1:56.238	93.5
6	12:26:48.913	1:55.576	92.8

Lap	Time of Day	Lap Tm	SFSpd
(127) G McMAHON / M RANSON			
1	12:16:56.934	2:03.237	102.0
2	12:18:57.349	2:00.415	104.4
3	12:21:00.155	2:02.806	100.5
4	12:22:59.429	1:59.274	105.2
5	12:24:58.441	1:59.012	103.2
6	12:26:56.231	1:57.790	98.1
7	12:28:56.493	2:00.262	98.0

Lap	Time of Day	Lap Tm	SFSpd
(30) R BUTLER / J SAUNDERS			
1	12:17:07.073	2:05.872	101.2
2	12:19:07.532	2:00.459	101.7
3	12:21:09.569	2:02.037	97.7
4	12:23:09.288	1:59.719	100.5
5	12:25:09.187	1:59.899	99.4
6	12:27:07.351	1:58.164	89.8
7	12:29:14.251	2:06.900	91.1

Lap	Time of Day	Lap Tm	SFSpd
(181) D TIBBLES / R GREENWOOD			
1	12:16:34.295	2:00.886	97.7
2	12:18:33.072	1:58.777	98.5
3	12:20:34.640	2:01.568	97.0

Lap	Time of Day	Lap Tm	SFSpd
(16) D SALLEH / J FAIRHURST			
1	12:16:54.042	2:03.306	96.6
2	12:18:56.304	2:02.262	95.7
3	12:20:55.838	1:59.534	94.3
4	12:22:56.675	2:00.837	94.4

Lap	Time of Day	Lap Tm	SFSpd
(32) G KNIGHT / S KNIGHT			
1	12:16:56.101	2:02.842	96.6
2	12:18:56.849	2:00.748	95.9
3	12:20:57.204	2:00.355	98.5
4	12:22:59.270	2:02.066	97.1

Lap	Time of Day	Lap Tm	SFSpd
(7) A PEARSON / B PEARSON			
1	12:17:31.117	2:18.329	90.1
2	12:19:38.111	2:06.994	89.8
3	12:21:47.632	2:09.521	87.3
4	12:23:48.958	2:01.326	96.6
5	12:25:50.618	2:01.660	93.3

Lap	Time of Day	Lap Tm	SFSpd
(967) G HODGSON / D HODGSON			
1	12:16:49.529	2:08.913	91.1
2	12:18:53.034	2:03.505	91.6
3	12:21:01.446	2:08.412	92.8
4	12:23:06.778	2:05.332	90.6

Lap	Time of Day	Lap Tm	SFSpd
(908) S WOOLCOT / T SAVILLE			
1	12:16:53.416	2:08.328	86.4
2	12:19:01.474	2:08.058	84.9
3	12:21:09.792	2:08.318	88.1
4	12:23:17.311	2:07.519	88.0
5	12:25:25.501	2:08.190	87.2

Lap	Time of Day	Lap Tm	SFSpd
(188) B JUKES / J MILLER			
1	12:17:36.283	2:20.734	98.1
2	12:19:46.013	2:09.730	99.1
3	12:21:55.226	2:09.213	97.5
4	12:24:04.142	2:08.916	90.1

Lap	Time of Day	Lap Tm	SFSpd
(156) J TYRRELL / J THOMAS			
1	12:17:08.384	2:23.292	76.9
2	12:19:30.996	2:22.612	77.4
3	12:21:56.257	2:25.261	71.6
4	12:24:23.033	2:26.776	74.9
5	12:26:48.530	2:25.497	74.2
6	12:29:15.851	2:27.321	72.5

Lap	Time of Day	Lap Tm	SFSpd
(146) R SAUNDERS / G PYMM			
1	12:18:12.446	2:50.491	87.6
2	12:20:46.749	2:34.303	81.5

Clerk of the Course

Orbits

Sig : Time :
 Chief Timekeeper : Ian Sharp (SMART Timing)
 Results available at www.smart-timing.co.uk and www.speedhive.com





DDMC Battle of Britain meeting

PI FSRA Sidecars

Cadwell Park 2.173 miles

Race 1 - 1st Race

19/08/2023 14:30

Race (8 Laps)

POLE POSITION

2	9 G FAIRHURST / B ANDREWS 1:47.336
4	14 M BURNS / S WINFROW 1:51.714
6	18 M BEST / M EASTELL 1:54.936
8	54 D QUIRK / S REEVES 1:55.576
10	30 R BUTLER / J SAUNDERS 1:58.164
12	16 D SALLEH / J FAIRHURST 1:59.534
14	7 A PEARSON / B PEARSON 2:01.326
16	908 S WOOLCOT / T SAVILLE 2:07.519
18	156 J TYRRELL / J THOMAS 2:22.612

1	97 B DAWSON / M SIMS 1:45.983
3	37 C MORPHET / W REILLY 1:47.600
5	88 J STEPHENSON / A MASON 1:54.325
7	56 R GILROY / C SMYTH 1:55.480
9	127 G McMAHON / M RANSON 1:57.790
11	181 D TIBBLES / R GREENWOOD 1:58.777
13	32 G KNIGHT / S KNIGHT 2:00.355
15	967 G HODGSON / D HODGSON 2:03.505
17	188 B JUKES / J MILLER 2:08.916
19	146 R SAUNDERS / G PYMM 2:34.303

1
2
3
4
5
6
7
8
9
10

Clerk of the Course

Orbits

Sig : Time :
Chief Timekeeper : Ian Sharp (SMART Timing)
Results available at www.smart-timing.co.uk and www.speedhive.com





DDMC Battle of Britain meeting

Sorted on best lap time

FSRA F2 Sidecars

Cadwell Park 2.173 miles

Qualifying 4

19/08/2023 12:50

Practice (15:00 Time) started at 12:36:25

Pos	No.	Name	Make/Model	CC	Class	C Laps	Best Tm	Diff	Best Speed	2nd Best
1	72	P FOUNDS / J WALMSLEY	Honda LCF	600	Sup	8	1:36.219		81.302	1:36.253
2	99	S RAMSDEN / M RAMSDEN	LCR Honda	600	Sup	7	1:38.528	2.309	79.397	1:39.450
3	33	S HEGARTY / J NEAVE	Baker Honda	600	Sup	7	1:39.377	3.158	78.718	1:39.525
4	7	D GIBSON / R GIBBONS	CES Suzuki	600	Sup	8	1:39.632	3.413	78.517	1:39.845
5	87	C FENWICK / P KNAPTON		600	SW	8	1:40.234	4.015	78.045	1:40.247
6	8	B ILARIA / A BROWN	DDM Christie	599	Cup	7	1:40.328	4.109	77.972	1:40.760
7	14	W LOCKEY / B BINNS		600	Sup	9	1:41.346	5.127	77.189	1:42.029
8	97	B DAWSON / M SIMS	LCR Honda	600	Cup	5	1:42.015	5.796	76.683	1:42.070
9	32	G HORSPOLE / K COLE	Baker	600	Sup	5	1:42.372	6.153	76.415	1:42.540
10	96	J SAUNDERS / S STOKOE	Baker Honda	600	Cup	6	1:43.208	6.989	75.796	1:43.646
11	117	D SCHOFIELD / J SMITH	Bellas Yamaha	600	Cup	8	1:44.396	8.177	74.934	1:44.450
12	37	C MORPHET / W REILLY	LCR Honda	600	Cup	3	1:45.812	9.593	73.931	1:47.142
13	13	M HEGARTY / R CHILD	Shelbourne	600	SW	6	1:45.839	9.620	73.912	1:46.223
14	71	C SCHOFIELD / T DAWKINS	Baker Honda	600	Cup	6	1:47.906	11.687	72.496	1:48.180
15	20	P D'HENIN / G WHEELER	Hunts	600	Cup	3	1:47.990	11.771	72.440	1:49.177
16	39	B MOORE / A DODD	Ireson Honda F2	600	Cup	7	1:48.195	11.976	72.303	1:48.509
17	25	A BINGHAM / D RYDER	Shelbourne Suzuki	600	Cup	2	1:50.087	13.868	71.060	1:54.907
18	6	T BAKER / L FITZPATRICK	Baker Suzuki	600	Sup				-	
19	17	L CRAWFORD / S HARDIE	CES Suzuki	600	SW				-	

Clerk of the Course

Orbits

Sig : Time :
 Chief Timekeeper : Ian Sharp (SMART Timing)
 Results available at www.smart-timing.co.uk and www.speedhive.com

Printed: 19/08/2023 12:56:10



RACE
WITH
RESPECT



DDMC Battle of Britain meeting

FSRA F2 Sidecars

Cadwell Park 2.173 miles

Qualifying 4

19/08/2023 12:50

Practice (15:00 Time) started at 12:36:25

Lap	Time of Day	Lap Tm	SFSpd
(72) P FOUNDS / J WALMSLEY			
1	12:39:25.414	1:56.949	94.5
2	12:41:41.980	2:16.566	
3	12:43:30.210	1:48.230	108.6
4	12:45:07.676	1:37.466	109.1
5	12:46:44.880	1:37.204	109.5
6	12:48:23.198	1:38.318	109.7
7	12:49:59.451	1:36.253	109.8
8	12:51:35.670	1:36.219	110.0

Lap	Time of Day	Lap Tm	SFSpd
(99) S RAMSDEN / M RAMSDEN			
1	12:39:01.545	1:44.914	110.2
2	12:40:44.922	1:43.377	111.8
3	12:42:26.191	1:41.269	110.0
4	12:44:05.924	1:39.733	109.5
5	12:45:44.452	1:38.528	109.3
6	12:47:23.902	1:39.450	109.3
7	12:49:05.722	1:41.820	109.3

Lap	Time of Day	Lap Tm	SFSpd
(33) S HEGARTY / J NEAVE			
1	12:39:05.806	1:44.330	107.2
2	12:40:47.067	1:41.261	106.9
3	12:42:28.488	1:41.421	107.4
4	12:44:08.458	1:39.970	106.4
5	12:45:47.835	1:39.377	106.2
6	12:47:27.712	1:39.877	106.2
7	12:49:07.237	1:39.525	106.9

Lap	Time of Day	Lap Tm	SFSpd
(7) D GIBSON / R GIBBONS			
1	12:39:24.793	1:55.419	105.8
2	12:41:20.029	1:55.236	106.9
3	12:43:00.895	1:40.866	108.2
4	12:44:40.527	1:39.632	108.6
5	12:46:20.704	1:40.177	108.1
6	12:48:00.799	1:40.095	109.5
7	12:49:41.631	1:40.832	107.7
8	12:51:21.476	1:39.845	108.4

Lap	Time of Day	Lap Tm	SFSpd
(87) C FENWICK / P KNAPTUN			
1	12:39:00.668	1:47.635	105.3
2	12:40:44.416	1:43.748	107.4
3	12:42:28.225	1:43.809	107.0
4	12:44:10.574	1:42.349	107.0
5	12:45:51.202	1:40.628	107.2
6	12:47:31.436	1:40.234	107.5
7	12:49:11.683	1:40.247	107.9
8	12:50:52.751	1:41.068	107.9

Lap	Time of Day	Lap Tm	SFSpd
(8) B ILARIA / A BROWN			
1	12:38:40.270	1:46.004	104.9
2	12:40:22.578	1:42.308	106.4
3	12:42:03.569	1:40.991	106.9
4	12:43:43.897	1:40.328	106.7
5	12:45:24.657	1:40.760	106.9
6	12:47:05.445	1:40.788	106.5
7	12:48:46.796	1:41.351	106.4

Lap	Time of Day	Lap Tm	SFSpd
(14) W LOCKEY / B BINNS			
1	12:38:50.884	1:45.029	108.2
2	12:40:33.699	1:42.815	109.1
3	12:42:15.728	1:42.029	109.1
4	12:43:57.829	1:42.101	109.5
5	12:45:40.967	1:43.138	108.4
6	12:47:24.556	1:43.589	110.2
7	12:49:06.734	1:42.178	110.6
8	12:50:48.080	1:41.346	109.8
9	12:52:30.390	1:42.310	110.6

Lap	Time of Day	Lap Tm	SFSpd
(97) B DAWSON / M SIMS			
1	12:39:05.546	1:47.111	107.7
2	12:40:50.625	1:45.079	107.2
3	12:42:32.640	1:42.015	110.7
4	12:44:16.175	1:43.535	108.4

Lap	Time of Day	Lap Tm	SFSpd
5	12:45:58.245	1:42.070	108.8

Lap	Time of Day	Lap Tm	SFSpd
(32) G HORSPOLE / K COLE			
1	12:38:46.847	1:46.572	105.0
2	12:40:29.219	1:42.372	106.4
3	12:42:12.155	1:42.936	106.2
4	12:43:54.695	1:42.540	106.2
5	12:45:37.684	1:42.989	105.2

Lap	Time of Day	Lap Tm	SFSpd
(96) J SAUNDERS / S STOKOE			
1	12:38:56.190	1:48.864	105.5
2	12:40:40.406	1:44.216	105.8
3	12:42:24.052	1:43.646	105.8
4	12:44:12.428	1:48.376	106.5
5	12:45:57.169	1:44.741	106.4
6	12:47:40.377	1:43.208	106.7

Lap	Time of Day	Lap Tm	SFSpd
(117) D SCHOFIELD / J SMITH			
1	12:38:58.182	1:47.931	106.2
2	12:40:44.768	1:46.586	108.2
3	12:42:31.172	1:46.404	106.4
4	12:44:15.622	1:44.450	106.9
5	12:46:00.365	1:44.743	107.0
6	12:47:44.821	1:44.456	106.4
7	12:49:29.631	1:44.810	106.2
8	12:51:14.027	1:44.396	105.7

Lap	Time of Day	Lap Tm	SFSpd
(37) C MORPHET / W REILLY			
1	12:38:59.609	1:48.898	105.8
2	12:40:45.421	1:45.812	107.7
3	12:42:32.563	1:47.142	107.4

Lap	Time of Day	Lap Tm	SFSpd
(13) M HEGARTY / R CHILD			
1	12:39:05.833	1:49.630	101.5
2	12:40:53.023	1:47.190	105.2
3	12:42:40.313	1:47.290	103.7
4	12:44:26.536	1:46.223	104.4
5	12:46:12.375	1:45.839	104.2
6	12:48:00.401	1:48.026	103.9

Lap	Time of Day	Lap Tm	SFSpd
(71) C SCHOFIELD / T DAWKINS			
1	12:39:17.297	1:52.907	103.1
2	12:41:05.203	1:47.906	103.9
3	12:46:35.734	5:30.531	92.1
4	12:48:26.427	1:50.693	103.2
5	12:50:16.512	1:50.085	103.7
6	12:52:04.692	1:48.180	103.9

Lap	Time of Day	Lap Tm	SFSpd
(20) P D'HENIN / G WHEELER			
1	12:39:04.598	1:51.452	100.9
2	12:40:52.588	1:47.990	102.6
3	12:42:41.765	1:49.177	102.6

Lap	Time of Day	Lap Tm	SFSpd
(39) B MOORE / A DODD			
1	12:38:55.033	1:51.063	103.2
2	12:40:43.936	1:48.903	104.5
3	12:42:32.131	1:48.195	103.7
4	12:44:21.689	1:49.558	98.1
5	12:46:10.198	1:48.509	102.9
6	12:50:34.987	4:24.789	
7	12:52:30.115	1:55.128	102.3

Lap	Time of Day	Lap Tm	SFSpd
(25) A BINGHAM / D RYDER			
1	12:39:00.875	1:54.907	96.3
2	12:40:50.962	1:50.087	94.7

Clerk of the Course

Sig : Time :
 Chief Timekeeper : Ian Sharp (SMART Timing)
 Results available at www.smart-timing.co.uk and www.speedhive.com

Orbits





DDMC Battle of Britain meeting

FSRA F2 Sidecars

Cadwell Park 2.173 miles

Race 4 - 1st Race

19/08/2023 15:55

Race (10 Laps)

POLE POSITION

2	99 S RAMSDEN / M RAMSDEN 1:38.528
4	7 D GIBSON / R GIBBONS 1:39.632
6	8 B ILARIA / A BROWN 1:40.328
8	97 B DAWSON / M SIMS 1:42.015
10	96 J SAUNDERS / S STOKOE 1:43.208
12	37 C MORPHET / W REILLY 1:45.812
14	71 C SCHOFIELD / T DAWKINS 1:47.906
16	39 B MOORE / A DODD 1:48.195
18	6 T BAKER / L FITZPATRICK

1	72 P FOUNDS / J WALMSLEY 1:36.219
3	33 S HEGARTY / J NEAVE 1:39.377
5	87 C FENWICK / P KNAPTON 1:40.234
7	14 W LOCKEY / B BINNS 1:41.346
9	32 G HORSPOLE / K COLE 1:42.372
11	117 D SCHOFIELD / J SMITH 1:44.396
13	13 M HEGARTY / R CHILD 1:45.839
15	20 P D'HENIN / G WHEELER 1:47.990
17	25 A BINGHAM / D RYDER 1:50.087
19	17 L CRAWFORD / S HARDIE

1
2
3
4
5
6
7
8
9
10

Clerk of the Course

Orbits

Sig : Time :
 Chief Timekeeper : Ian Sharp (SMART Timing)
 Results available at www.smart-timing.co.uk and www.speedhive.com



DDMC Battle of Britain meeting

Sorted on best lap time

DDMC Northern Sports & Saloons Cars Championship - B, C, D & Madwell Park 2.173 miles

Qualifying 5

19/08/2023 14:00

Practice (15:00 Time) started at 13:59:46

Pos	No.	Name	Make/Model	CC	Class	C Laps	Best Tm	Diff	Best Speed	2nd Best
1	44	Michael CUTT	BMW M3	3200	B	9	1:35.918		81.557	1:37.521
2	1	Mike WILLIAMSON	Mitsubishi EVO4	2000T	B	9	1:40.419	4.501	77.902	1:40.542
3	89	Daniel KELL	Ford Sierra XR4x4	1993T	B	9	1:40.784	4.866	77.619	1:41.731
4	31	Gary BOWERS	BMW 315	3000T	B	9	1:41.324	5.406	77.206	1:41.401
5	78	Alex PRENTICE	VW Golf	2000T	B	8	1:43.224	7.306	75.785	1:44.058
6	43	Sam COWBURN	BMW 328i	2800	B	8	1:43.295	7.377	75.733	1:44.288
7	88	Martin WHITEHOUSE	BMW 328	2800	B	8	1:43.829	7.911	75.343	1:43.985
8	87	Stephen KELL	Ford Sierra XR4x4	1998T	B	8	1:43.996	8.078	75.222	1:44.258
9	123	Stephen REECE	Lotus Elise	1800	C	8	1:45.562	9.644	74.106	1:45.576
10	57	Phil JORDAN	Honda Civic Type R	2000	C	8	1:47.744	11.826	72.605	1:48.340
11	13	James McCANN	Mazda MX5	1600	M	8	1:48.499	12.581	72.100	1:48.972
12	217	Steven SOMERVILLE	BMW E36 Compact	1900	C	5	1:49.197	13.279	71.639	1:50.014
13	10	Paul LIGHTBURN	BMW 135i	3000T	B	8	1:49.439	13.521	71.481	1:49.485
14	68	Stephen ROBINSON	Mazda MX5	1600	M	8	1:49.756	13.838	71.274	1:50.183
15	11	Madeline HUBEL	Peugeot 206	2000	C	8	1:50.757	14.839	70.630	1:51.848
16	55	Tom BOWES	Porsche Boxster	3200	B	8	1:51.482	15.564	70.171	1:51.930
17	53	Stephen REED	Mazda MX5	1600	M	7	1:55.332	19.414	67.829	1:56.043
18	77	Luke BOWERS	Renault Clio	2000	C	7	1:57.078	21.160	66.817	1:57.410
19	25	John ARMSTRONG	Porsche 924s	2500	B	8	1:58.086	22.168	66.247	1:58.688
20	82	Stephen HORNER	Mazda MX5	1600	M	7	2:06.839	30.921	61.675	2:07.803
21	188	Brian JUKES	VW Lupo	1600	D	2	2:10.672	34.754	59.866	2:18.652

Announcements

Car No's 87 & 217 - No working transponders - Please fix before 1st Race

Clerk of the Course

Orbits

Sig : Time :
Chief Timekeeper : Ian Sharp (SMART Timing)
Results available at www.smart-timing.co.uk and www.speedhive.com



RACE
WITH
RESPECT

DDMC Battle of Britain meeting

DDMC Northern Sports & Saloons Cars Championship - B, C, D & Madwell Park 2.173 miles

Qualifying 5

19/08/2023 14:00

Practice (15:00 Time) started at 13:59:46

Lap	Time of Day	Lap Tm	SFSpd
(44) Michael CUTT			
1	14:01:47.907	1:46.860	109.3
2	14:03:25.729	1:37.822	109.7
3	14:05:06.563	1:40.834	108.8
4	14:06:46.725	1:40.162	109.1
5	14:09:22.054	2:35.329	
6	14:11:00.632	1:38.578	110.9
7	14:12:38.153	1:37.521	110.7
8	14:14:14.071	1:35.918	110.0
9	14:15:54.489	1:40.418	93.3

Lap	Time of Day	Lap Tm	SFSpd
(1) Mike WILLIAMSON			
1	14:01:59.863	1:52.978	107.7
2	14:03:43.984	1:44.121	112.2
3	14:05:24.526	1:40.542	112.6
4	14:07:05.420	1:40.894	113.9
5	14:08:58.346	1:52.926	111.1
6	14:10:40.437	1:42.091	111.3
7	14:12:20.856	1:40.419	112.2
8	14:14:01.841	1:40.985	110.2
9	14:15:58.914	1:57.073	98.5

Lap	Time of Day	Lap Tm	SFSpd
(89) Daniel KELL			
1	14:02:16.445	1:58.870	101.5
2	14:04:01.694	1:45.249	101.7
3	14:05:45.251	1:43.557	103.2
4	14:07:26.982	1:41.731	102.1
5	14:09:09.241	1:42.259	103.1
6	14:10:51.837	1:42.596	101.5
7	14:13:02.947	2:11.110	103.1
8	14:14:45.675	1:42.728	102.3
9	14:16:26.459	1:40.784	102.9

Lap	Time of Day	Lap Tm	SFSpd
(31) Gary BOWERS			
1	14:02:27.295	2:03.376	102.1
2	14:04:12.314	1:45.019	105.5
3	14:06:00.644	1:48.330	104.0
4	14:07:43.034	1:42.390	105.0
5	14:09:26.476	1:43.442	101.8
6	14:11:07.800	1:41.324	105.8
7	14:12:53.969	1:46.169	104.9
8	14:14:35.370	1:41.401	105.3
9	14:16:23.997	1:48.627	75.2

Lap	Time of Day	Lap Tm	SFSpd
(78) Alex PRENTICE			
1	14:02:34.945	2:06.876	
2	14:04:29.397	1:54.452	
3	14:06:15.181	1:45.784	
4	14:07:59.353	1:44.172	
5	14:09:47.109	1:47.756	
6	14:11:31.583	1:44.474	
7	14:13:15.641	1:44.058	
8	14:14:58.865	1:43.224	

Lap	Time of Day	Lap Tm	SFSpd
(43) Sam COWBURN			
1	14:02:03.826	1:58.307	93.6
2	14:03:50.658	1:46.832	94.0
3	14:05:36.198	1:45.540	93.7
4	14:07:22.156	1:45.958	92.9
5	14:09:06.444	1:44.288	93.2
6	14:10:57.649	1:51.205	94.7
7	14:12:45.698	1:48.049	94.0
8	14:14:28.993	1:43.295	93.6

Lap	Time of Day	Lap Tm	SFSpd
(88) Martin WHITEHOUSE			
1	14:01:59.079	1:52.750	98.4
2	14:03:44.095	1:45.016	98.3
3	14:05:28.503	1:44.408	99.1
4	14:07:15.873	1:47.370	98.4
5	14:08:59.858	1:43.985	99.4
6	14:10:43.687	1:43.829	98.5
7	14:12:41.953	1:58.266	99.1
8	14:14:26.828	1:44.875	94.0

Lap	Time of Day	Lap Tm	SFSpd
(87) Stephen KELL			
1	14:02:20.327	2:01.092	
2	14:04:06.318	1:45.991	
3	14:05:50.788	1:44.470	
4	14:07:35.046	1:44.258	
5	14:09:19.042	1:43.996	
6	14:11:03.482	1:44.440	
7	14:12:47.822	1:44.340	
8	14:15:11.252	2:23.430	

Lap	Time of Day	Lap Tm	SFSpd
(123) Stephen REECE			
1	14:02:49.191	2:00.823	94.5
2	14:04:43.023	1:53.832	78.0
3	14:06:48.348	2:05.325	94.3
4	14:08:33.910	1:45.562	93.7
5	14:10:19.547	1:45.637	91.3
6	14:12:08.512	1:48.965	94.5
7	14:13:54.088	1:45.576	92.4
8	14:15:42.525	1:48.437	89.0

Lap	Time of Day	Lap Tm	SFSpd
(57) Phil JORDAN			
1	14:02:42.113	2:07.295	88.2
2	14:04:41.238	1:59.125	93.2
3	14:06:35.687	1:54.449	93.1
4	14:08:26.463	1:50.776	95.3
5	14:10:15.218	1:48.755	96.3
6	14:12:02.962	1:47.744	96.4
7	14:13:51.302	1:48.340	94.9
8	14:16:00.437	2:09.135	73.5

Lap	Time of Day	Lap Tm	SFSpd
(13) James McCANN			
1	14:02:43.037	1:59.947	87.2
2	14:04:39.100	1:56.063	85.9
3	14:06:31.746	1:52.646	83.1
4	14:08:22.789	1:51.043	84.8
5	14:10:13.786	1:50.997	85.8
6	14:12:04.435	1:50.649	85.6
7	14:13:52.934	1:48.499	85.7
8	14:15:41.906	1:48.972	85.1

Lap	Time of Day	Lap Tm	SFSpd
(217) Steven SOMERVILLE			
1	14:06:36.718	3:45.861	
2	14:08:29.024	1:52.306	
3	14:10:19.038	1:50.014	
4	14:13:57.066	3:38.028	
5	14:15:46.263	1:49.197	

Lap	Time of Day	Lap Tm	SFSpd
(10) Paul LIGHTBURN			
1	14:02:05.990	1:55.518	98.0
2	14:03:55.490	1:49.500	102.0
3	14:05:45.200	1:49.710	98.7
4	14:07:37.300	1:52.100	99.0
5	14:09:29.377	1:52.077	100.5
6	14:11:18.816	1:49.439	97.8
7	14:13:09.189	1:50.373	100.9
8	14:14:58.674	1:49.485	97.8

Lap	Time of Day	Lap Tm	SFSpd
(68) Stephen ROBINSON			
1	14:02:42.969	2:00.365	83.5
2	14:04:51.727	2:08.758	83.6
3	14:07:03.547	2:11.820	82.6
4	14:08:54.425	1:50.878	84.5
5	14:10:45.323	1:50.898	85.5
6	14:12:35.079	1:49.756	85.2
7	14:14:25.262	1:50.183	83.7
8	14:16:25.295	2:00.033	83.6

Lap	Time of Day	Lap Tm	SFSpd
(11) Madeline HUBEL			
1	14:02:16.290	2:03.271	93.5
2	14:04:11.073	1:54.783	95.6
3	14:06:03.905	1:52.832	95.5
4	14:07:56.485	1:52.580	95.9
5	14:09:51.813	1:55.328	95.5

Lap	Time of Day	Lap Tm	SFSpd
6	14:11:44.393	1:52.580	95.2
7	14:13:36.241	1:51.848	95.6
8	14:15:26.998	1:50.757	95.5

Lap	Time of Day	Lap Tm	SFSpd
(55) Tom BOWES			
1	14:02:38.466	2:08.409	96.3
2	14:04:34.703	1:56.237	98.3
3	14:06:30.866	1:56.163	95.3
4	14:08:27.010	1:56.144	83.7
5	14:10:23.279	1:56.269	97.8
6	14:12:14.761	1:51.482	99.1
7	14:14:06.691	1:51.930	96.8
8	14:16:00.326	1:53.635	97.1

Lap	Time of Day	Lap Tm	SFSpd
(53) Stephen REED			
1	14:02:41.176	2:09.362	83.4
2	14:04:40.172	1:58.996	84.3
3	14:06:48.057	2:07.885	82.7
4	14:09:03.996	2:15.939	83.6
5	14:11:00.672	1:56.676	83.7
6	14:12:56.715	1:56.043	84.7
7	14:14:52.047	1:55.332	83.1

Lap	Time of Day	Lap Tm	SFSpd
(77) Luke BOWERS			
1	14:02:30.153	2:07.530	87.8
2	14:04:48.235	2:18.082	74.2
3	14:06:54.136	2:05.901	87.5
4	14:08:54.371	2:00.235	67.2
5	14:10:57.418	2:03.047	83.7
6	14:12:54.496	1:57.078	86.8
7	14:14:51.906	1:57.410	74.6

Lap	Time of Day	Lap Tm	SFSpd
(25) John ARMSTRONG			
1	14:02:37.502	2:08.577	87.8
2	14:04:38.716	2:01.214	87.8
3	14:06:40.746	2:02.030	88.0
4	14:08:41.466	2:00.720	88.4
5	14:10:40.875	1:59.409	88.4
6	14:12:41.111	2:00.236	88.8
7	14:14:39.197	1:58.086	88.5
8	14:16:37.885	1:58.688	88.6

Lap	Time of Day	Lap Tm	SFSpd
(82) Stephen HORNER			
1	14:02:56.834	2:14.422	79.7
2	14:05:10.602	2:13.768	77.4
3	14:07:23.075	2:12.473	79.0
4	14:09:33.200	2:10.125	80.3
5	14:11:40.039	2:06.839	79.5
6	14:13:47.842	2:07.803	79.2
7	14:15:56.973	2:09.131	79.4

Lap	Time of Day	Lap Tm	SFSpd
(188) Brian JUKES			
1	14:02:59.429	2:18.652	83.1
2	14:05:10.101	2:10.672	84.4

Clerk of the Course

Sign : Time :
Chief Timekeeper : Ian Sharp (SMART Timing)

Results available at www.smart-timing.co.uk and www.speedhive.com

Printed: 19/08/2023 14:18:30

Orbits



motor
sport
UK

RACE
WITH
RESPECT

DDMC Battle of Britain meeting

DDMC Northern Sports & Saloons Cars Championship - B, C, D & Madwell Park 2.173 miles

Race 5 - 1st Race

19/08/2023 16:25

Race (15:00 and 1 Laps)

POLE POSITION

1	1 44 Michael CUTT 1:35.918
2	3 89 Daniel KELL 1:40.784
3	5 78 Alex PRENTICE 1:43.224
4	7 88 Martin WHITEHOUSE 1:43.829
5	9 123 Stephen REECE 1:45.562
6	11 13 James McCANN 1:48.499
7	13 10 Paul LIGHTBURN 1:49.439
8	15 11 Madeline HUBEL 1:50.757
9	17 53 Stephen REED 1:55.332
10	19 25 John ARMSTRONG 1:58.086

2	1 Mike WILLIAMSON 1:40.419
4	31 Gary BOWERS 1:41.324
6	43 Sam COWBURN 1:43.295
8	87 Stephen KELL 1:43.996
10	57 Phil JORDAN 1:47.744
12	217 Steven SOMERVILLE 1:49.197
14	68 Stephen ROBINSON 1:49.756
16	55 Tom BOWES 1:51.482
18	77 Luke BOWERS 1:57.078
20	82 Stephen HORNER 2:06.839

Clerk of the Course

Sig : Time :
Chief Timekeeper : Ian Sharp (SMART Timing)
Results available at www.smart-timing.co.uk and www.speedhive.com

Printed: 19/08/2023 14:20:23

Orbits




DDMC Battle of Britain meeting

DDMC Northern Sports & Saloons Cars Championship - B, C, D & Cadwell Park 2.173 miles

Race 5 - 1st Race

19/08/2023 16:25

Race (15:00 and 1 Laps)



11

21

188 Brian JUKES 2:10.672


DDMC Battle of Britain meeting

DDMC Northern Sports & Saloons Cars Championship - B, C, D & Madwell Park 2.173 miles

Race 8 - 2nd Race

20/08/2023 12:05

Race (15:00 and 1 Laps)



POLE POSITION

Rank	Driver	Time
1	44 Michael CUTT	1:37.521
2	1 Mike WILLIAMSON	1:40.542
3	31 Gary BOWERS	1:41.401
4	89 Daniel KELL	1:41.731
5	88 Martin WHITEHOUSE	1:43.985
6	78 Alex PRENTICE	1:44.058
7	87 Stephen KELL	1:44.258
8	43 Sam COWBURN	1:44.288
9	123 Stephen REECE	1:45.576
10	57 Phil JORDAN	1:48.340
11	13 James McCANN	1:48.972
12	10 Paul LIGHTBURN	1:49.485
13	217 Steven SOMERVILLE	1:50.014
14	68 Stephen ROBINSON	1:50.183
15	11 Madeline HUBEL	1:51.848
16	55 Tom BOWES	1:51.930
17	53 Stephen REED	1:56.043
18	77 Luke BOWERS	1:57.410
19	25 John ARMSTRONG	1:58.688
20	82 Stephen HORNER	2:07.803

Clerk of the Course Orbits

Sig : Time :
 Chief Timekeeper : Ian Sharp (SMART Timing)
 Results available at www.smart-timing.co.uk and www.speedhive.com




DDMC Battle of Britain meeting

DDMC Northern Sports & Saloons Cars Championship - B, C, D & Cadwell Park 2.173 miles

Race 8 - 2nd Race

20/08/2023 12:05

Race (15:00 and 1 Laps)



11

21

188 Brian JUKES 2:18.652

**DDMC Battle of Britain meeting****Sorted on Laps**

PI FSRA Sidecars

Cadwell Park 2.173 miles

Race 1 - 1st Race

19/08/2023 14:30

Race (8 Laps) started at 14:28:00

Pos	No.	Name	Make/Model	CC	Class	C Laps	Total Tm	Diff	Best Tm	In Lap	2nd Best
1	97	B DAWSON / M SIMS	LCR Honda	600	Gue	8	14:19.529		1:44.685	2	1:45.350
2	9	G FAIRHURST / B ANDREWS	Windle Kawasaki	900	F1	8	14:52.176	32.647	1:47.724	3	1:47.771
3	14	M BURNS / S WINFROW			F1	8	15:08.415	48.886	1:50.101	2	1:51.032
4	18	M BEST / M EASTELL			Gue	8	15:10.066	50.537	1:52.350	4	1:52.412
5	88	J STEPHENSON / A MASON	Suzuki	100	F1	8	15:31.092	1:11.563	1:53.238	2	1:53.696
6	54	D QUIRK / S REEVES	Bellas Vincent	1272	Gue	8	15:40.292	1:20.763	1:55.191	6	1:55.454
7	127	G McMAHON / M RANSON	Shelbourne Suzuki	600	F1	8	15:50.063	1:30.534	1:56.576	3	1:57.249
8	30	R BUTLER / J SAUNDERS	Ireson F2	600	Gue	8	15:50.261	1:30.732	1:56.050	5	1:56.282
9	7	A PEARSON / B PEARSON			Gue	8	15:51.481	1:31.952	1:55.967	8	1:56.647
10	181	D TIBBLES / R GREENWOOD	DDR Yamaha	1100	F1	8	15:53.572	1:34.043	1:56.541	2	1:56.750
11	56	R GILROY / C SMYTH			F2	8	16:07.053	1:47.524	1:56.047	7	1:56.460
12	32	G KNIGHT / S KNIGHT	Yamaha GSR	600	F2	7	14:24.866	1 Lap	2:01.236	2	2:01.305
13	908	S WOOLCOT / T SAVILLE	Derbyshire	600	F2	7	14:55.428	1 Lap	2:04.894	3	2:05.423
14	967	G HODGSON / D HODGSON	Shelbourne	600	F2	7	15:12.027	1 Lap	2:06.376	1	2:07.521
15	188	B JUKES / J MILLER	Baker Suzuki	600	Gue	7	15:13.021	1 Lap	2:06.894	2	2:07.911
16	156	J TYRRELL / J THOMAS	Thundercat	600	F2	6	14:53.388	2 Laps	2:24.304	2	2:26.674
Not classified											
DNF	16	D SALLEH / J FAIRHURST	Ireson Yam T'Cat	599	F2	6	11:45.863	DNF	1:55.425	4	1:55.559
DNF	146	R SAUNDERS / G PYMM			Gue	2	5:26.270	DNF	2:28.050	2	2:37.493
DNS	37	C MORPHET / W REILLY	LCR Honda	600	Gue			DNS		0	

Announcements

New Track Record (1:47.724) for FSRA PI F1 by G FAIRHURST / B ANDREWS.

New Track Record (1:55.425) for FSRA PI F2 by D SALLEH / J FAIRHURST.

Margin of Victory	Avg. Speed	Best Lap Tm	Best Speed	Best Lap by
32.647	72.810	1:44.685	74.727	97 - B DAWSON / M SIMS

Clerk of the Course**Orbits**

Sig : Time :
 Chief Timekeeper : Ian Sharp (SMART Timing)
 Results available at www.smart-timing.co.uk and www.speedhive.com





DDMC Battle of Britain meeting

Sorted on Laps

PI FSRA Sidecars

Cadwell Park 2.173 miles

Race 1 - 1st Race

19/08/2023 14:30

Race (8 Laps) started at 14:28:00

Pos	No.	Name	Make/Model	CC	Class	C Laps	Total Tm	Diff	Best Tm	In Lap	2nd Best
FSRA PI F1											
1	9	G FAIRHURST / B ANDREWS	Windle Kawasaki	900	F1	8	14:52.176		1:47.724	3	1:47.771
2	14	M BURNS / S WINFROW			F1	8	15:08.415	16.239	1:50.101	2	1:51.032
3	88	J STEPHENSON / A MASON	Suzuki	100	F1	8	15:31.092	38.916	1:53.238	2	1:53.696
4	127	G McMAHON / M RANSON	Shelbourne Suzuki	600	F1	8	15:50.063	57.887	1:56.576	3	1:57.249
5	181	D TIBBLES / R GREENWOOD	DDR Yamaha	1100	F1	8	15:53.572	1:01.396	1:56.541	2	1:56.750
FSRA PI F2											
1	56	R GILROY / C SMYTH			F2	8	16:07.053		1:56.047	7	1:56.460
2	32	G KNIGHT / S KNIGHT	Yamaha GSR	600	F2	7	14:24.866	1 Lap	2:01.236	2	2:01.305
3	908	S WOOLCOT / T SAVILLE	Derbyshire	600	F2	7	14:55.428	1 Lap	2:04.894	3	2:05.423
4	967	G HODGSON / D HODGSON	Shelbourne	600	F2	7	15:12.027	1 Lap	2:06.376	1	2:07.521
5	156	J TYRRELL / J THOMAS	Thundercat	600	F2	6	14:53.388	2 Laps	2:24.304	2	2:26.674
Not classified											
DNF	16	D SALLEH / J FAIRHURST	Ireson Yam T'Cat	599	F2	6	11:45.863	DNF	1:55.425	4	1:55.559
FSRA PI Guest											
1	97	B DAWSON / M SIMS	LCR Honda	600	Gue	8	14:19.529		1:44.685	2	1:45.350
2	18	M BEST / M EASTELL			Gue	8	15:10.066	50.537	1:52.350	4	1:52.412
3	54	D QUIRK / S REEVES	Bellas Vincent	1272	Gue	8	15:40.292	1:20.763	1:55.191	6	1:55.454
4	30	R BUTLER / J SAUNDERS	Ireson F2	600	Gue	8	15:50.261	1:30.732	1:56.050	5	1:56.282
5	7	A PEARSON / B PEARSON			Gue	8	15:51.481	1:31.952	1:55.967	8	1:56.647
6	188	B JUKES / J MILLER	Baker Suzuki	600	Gue	7	15:13.021	1 Lap	2:06.894	2	2:07.911
Not classified											
DNF	146	R SAUNDERS / G PYMM			Gue	2	5:26.270	DNF	2:28.050	2	2:37.493
DNS	37	C MORPHET / W REILLY	LCR Honda	600	Gue			DNS		0	

Announcements

New Track Record (1:47.724) for FSRA PI F1 by G FAIRHURST / B ANDREWS.
 New Track Record (1:55.425) for FSRA PI F2 by D SALLEH / J FAIRHURST.

Margin of Victory	Avg. Speed	Best Lap Tm	Best Speed	Best Lap by
32.647	72.810	1:44.685	74.727	97 - B DAWSON / M SIMS

Clerk of the Course

Orbits

Sig : Time :
 Chief Timekeeper : Ian Sharp (SMART Timing)
 Results available at www.smart-timing.co.uk and www.speedhive.com



**DDMC Battle of Britain meeting****Sorted on Laps**

PI FSRA Sidecars

Cadwell Park 2.173 miles

Race 1 - 1st Race

19/08/2023 14:30

Race (8 Laps) started at 14:28:00

Pos	No.	Name	Make/Model	CC	Class	C Laps	Total Tm	Diff	Best Tm	In Lap	2nd Best
1	97	B DAWSON / M SIMS	LCR Honda	600	Gue	8	14:19.529		1:44.685	2	1:45.350
2	9	G FAIRHURST / B ANDREWS	Windle Kawasaki	900	F1	8	14:52.176	32.647	1:47.724	3	1:47.771
3	14	M BURNS / S WINFROW			F1	8	15:08.415	48.886	1:50.101	2	1:51.032
4	18	M BEST / M EASTELL			Gue	8	15:10.066	50.537	1:52.350	4	1:52.412
5	88	J STEPHENSON / A MASON	Suzuki	100	F1	8	15:31.092	1:11.563	1:53.238	2	1:53.696
6	54	D QUIRK / S REEVES	Bellas Vincent	1272	Gue	8	15:40.292	1:20.763	1:55.191	6	1:55.454
7	127	G McMAHON / M RANSON	Shelbourne Suzuki	600	F1	8	15:50.063	1:30.534	1:56.576	3	1:57.249
8	30	R BUTLER / J SAUNDERS	Ireson F2	600	Gue	8	15:50.261	1:30.732	1:56.050	5	1:56.282
9	7	A PEARSON / B PEARSON			Gue	8	15:51.481	1:31.952	1:55.967	8	1:56.647
10	181	D TIBBLES / R GREENWOOD	DDR Yamaha	1100	F1	8	15:53.572	1:34.043	1:56.541	2	1:56.750
11	56	R GILROY / C SMYTH			F2	8	16:07.053	1:47.524	1:56.047	7	1:56.460
12	32	G KNIGHT / S KNIGHT	Yamaha GSR	600	F2	7	14:24.866	1 Lap	2:01.236	2	2:01.305
13	908	S WOOLCOT / T SAVILLE	Derbyshire	600	F2	7	14:55.428	1 Lap	2:04.894	3	2:05.423
14	967	G HODGSON / D HODGSON	Shelbourne	600	F2	7	15:12.027	1 Lap	2:06.376	1	2:07.521
15	188	B JUKES / J MILLER	Baker Suzuki	600	Gue	7	15:13.021	1 Lap	2:06.894	2	2:07.911
16	156	J TYRRELL / J THOMAS	Thundercat	600	F2	6	14:53.388	2 Laps	2:24.304	2	2:26.674
Not classified											
DNF	16	D SALLEH / J FAIRHURST	Ireson Yam T'Cat	599	F2	6	11:45.863	DNF	1:55.425	4	1:55.559
DNF	146	R SAUNDERS / G PYMM			Gue	2	5:26.270	DNF	2:28.050	2	2:37.493
DNS	37	C MORPHET / W REILLY	LCR Honda	600	Gue			DNS		0	

Announcements

New Track Record (1:47.724) for FSRA PI F1 by G FAIRHURST / B ANDREWS.

New Track Record (1:55.425) for FSRA PI F2 by D SALLEH / J FAIRHURST.

Margin of Victory	Avg. Speed	Best Lap Tm	Best Speed	Best Lap by
32.647	72.810	1:44.685	74.727	97 - B DAWSON / M SIMS

Clerk of the Course**Orbits**

Sig : Time :
 Chief Timekeeper : Ian Sharp (SMART Timing)
 Results available at www.smart-timing.co.uk and www.speedhive.com





DDMC Battle of Britain meeting

Lapchart

PI FSRA Sidecars

Cadwell Park 2.173 miles

Race 1 - 1st Race

19/08/2023 14:30

Race (8 Laps) started at 14:28:00

Competitors	Laps									
	0	1	2	3	4	5	6	7	8	
B DAWSON / M SIMS (97)	1	97	97	97	97	97	97	97	97	97
G FAIRHURST / B ANDREWS (9)	2	9	14	9	9	9	9	9	9	9
M BURNS / S WINFROW (14)	3	14	9	14	14	14	14	14	14	14
D QUIRK / S REEVES (54)	4	54	18	18	18	18	18	18	18	18
J STEPHENSON / A MASON (88)	5	88	16	88	88	88	88	88	88	88
M BEST / M EASTELL (18)	6	18	88	127	127	16	16	16	54	54
R BUTLER / J SAUNDERS (30)	7	30	127	16	16	54	54	54	127	127
G McMAHON / M RANSON (127)	8	127	54	54	54	127	127	127	30	30
D SALLEH / J FAIRHURST (16)	9	16	32	181	181	30	30	30	7	7
D TIBBLES / R GREENWOOD (181)	10	181	181	30	30	181	181	181	181	181
G KNIGHT / S KNIGHT (32)	11	32	30	32	7	7	7	7	56	56
A PEARSON / B PEARSON (7)	12	7	7	7	32	32	56	56	32	
G HODGSON / D HODGSON (967)	13	967	967	967	56	56	32	32	908	
S WOOLCOT / T SAVILLE (908)	14	908	908	908	908	908	908	908	967	
B JUKES / J MILLER (188)	15	188	188	188	967	967	188	188	188	
R GILROY / C SMYTH (56)	16	56	56	56	188	188	967	967		
J TYRRELL / J THOMAS (156)	17	156	156	156	156	156	156	156		
R SAUNDERS / G PYMM (146)	18	146	146	146						
-	19									

Clerk of the Course

Orbits

Sig : Time :
 Chief Timekeeper : Ian Sharp (SMART Timing)
 Results available at www.smart-timing.co.uk and www.speedhive.com
 Printed: 19/08/2023 14:49:43





DDMC Battle of Britain meeting

PI FSRA Sidecars

Cadwell Park 2.173 miles

Race 6 - 2nd Race

19/08/2023 16:55

Race (8 Laps)

POLE POSITION

2	9 G FAIRHURST / B ANDREWS
4	18 M BEST / M EASTELL
6	54 D QUIRK / S REEVES
8	30 R BUTLER / J SAUNDERS
10	181 D TIBBLES / R GREENWOOD
12	32 G KNIGHT / S KNIGHT
14	967 G HODGSON / D HODGSON
16	156 J TYRRELL / J THOMAS
18	146 R SAUNDERS / G PYMM

1	97 B DAWSON / M SIMS
3	14 M BURNS / S WINFROW
5	88 J STEPHENSON / A MASON
7	127 G McMAHON / M RANSON
9	7 A PEARSON / B PEARSON
11	56 R GILROY / C SMYTH
13	908 S WOOLCOT / T SAVILLE
15	188 B JUKES / J MILLER
17	16 D SALLEH / J FAIRHURST
19	37 C MORPHET / W REILLY

1
2
3
4
5
6
7
8
9
10

Clerk of the Course

Orbits

Sig : Time :
 Chief Timekeeper : Ian Sharp (SMART Timing)
 Results available at www.smart-timing.co.uk and www.speedhive.com



DDMC Battle of Britain meeting

Sorted on Laps

DDMC Northern Sports & Saloons Cars Championship - A&E

Cadwell Park 2.173 miles

Race 2 - 1st Race

19/08/2023 14:55

Race (15:00 and 1 Laps) started at 14:55:57

Pos	No.	Name	Make/Model	CC	Class	Laps	Total Tm	Diff	Best Tm	In Lap	2nd Best
1	94	Jon WOOLFIT	MK Indy	1400T	A1	11	16:48.830		1:29.945	10	1:30.549
2	2	Matty COBB	VW Beetle	2700	A1	11	16:49.400	0.570	1:29.349	10	1:30.526
3	18	Damien McKAY	Westfield	999	A2	11	18:22.947	1:34.117	1:38.301	11	1:38.394
4	3	Chris HUNTLEY	Subaru Impreza WRX	2000	A1	11	18:24.151	1:35.321	1:38.174	6	1:38.503
5	17	Drew MYRESCOUGH	Caterham C400	2000	A2	10	16:51.183	1 Lap	1:38.843	9	1:39.285
6	65	Ian TOWERS	MK Striker	999	E2	10	16:51.657	1 Lap	1:38.819	9	1:39.296
7	12	Scott HUBEL	Peugeot 205 T16	2000	A2	10	16:52.232	1 Lap	1:38.866	9	1:39.285
8	42	Steve TOWERS	Ludlow Tigra	2300	A1	10	17:07.945	1 Lap	1:39.999	10	1:40.032
9	29	Justin COX	Caterham Sigmax	1600	E1	10	17:09.793	1 Lap	1:40.267	10	1:40.317

Not classified

DNF	154	Stevie McNAB	Honda Civic Type R	2400	A1	3	5:50.415	DNF	1:51.068	1	1:56.314
DNF	4	Thom EVANS	Caterham Duratec	2000	A2	2	3:17.852	DNF	1:34.533	2	1:39.998

Announcements

New Track Record (1:40.267) for NSSC Sports/Sal. (E1) by Justin COX.

New Track Record (1:38.819) for NSSC Sports/Sal. (E2) by Ian TOWERS.

New Track Record (1:29.349) for NSSC Sports/Sal. (A1) by Matty COBB.

Margin of Victory	Avg. Speed	Best Lap Tm	Best Speed	Best Lap by
0.570	85.298	1:29.349	87.553	2 - Matty COBB

Clerk of the Course

Sig : _____ Time : _____
 Chief Timekeeper : Ian Sharp (SMART Timing)
 Results available at www.smart-timing.co.uk and www.speedhive.com

Printed: 19/08/2023 15:16:53

DDMC Battle of Britain meeting

Sorted on Laps

DDMC Northern Sports & Saloons Cars Championship - A&E

Cadwell Park 2.173 miles

Race 2 - 1st Race

19/08/2023 14:55

Race (15:00 and 1 Laps) started at 14:55:57

Pos	No.	Name	Make/Model	CC	Class	Laps	Total Tm	Diff	Best Tm	In Lap	2nd Best
NSSC Sports/Sal. (A1)											
1	94	Jon WOOLFIT	MK Indy	1400T	A1	11	16:48.830		1:29.945	10	1:30.549
2	2	Matty COBB	VW Beetle	2700	A1	11	16:49.400	0.570	1:29.349	10	1:30.526
3	3	Chris HUNTLEY	Subaru Impreza WRX	2000	A1	11	18:24.151	1:35.321	1:38.174	6	1:38.503
4	42	Steve TOWERS	Ludlow Tigra	2300	A1	10	17:07.945	1 Lap	1:39.999	10	1:40.032
Not classified											
DNF	154	Stevie McNAB	Honda Civic Type R	2400	A1	3	5:50.415	DNF	1:51.068	1	1:56.314
NSSC Sports/Sal. (A2)											
1	18	Damien McKAY	Westfield	999	A2	11	18:22.947		1:38.301	11	1:38.394
2	17	Drew MYRESCOUGH	Caterham C400	2000	A2	10	16:51.183	1 Lap	1:38.843	9	1:39.285
3	12	Scott HUBEL	Peugeot 205 T16	2000	A2	10	16:52.232	1 Lap	1:38.866	9	1:39.285
Not classified											
DNF	4	Thom EVANS	Caterham Duratec	2000	A2	2	3:17.852	DNF	1:34.533	2	1:39.998
NSSC Sports/Sal. (E1)											
1	29	Justin COX	Caterham Sigmax	1600	E1	10	17:09.793		1:40.267	10	1:40.317
NSSC Sports/Sal. (E2)											
1	65	Ian TOWERS	MK Striker	999	E2	10	16:51.657		1:38.819	9	1:39.296

Announcements

- New Track Record (1:40.267) for NSSC Sports/Sal. (E1) by Justin COX.
- New Track Record (1:38.819) for NSSC Sports/Sal. (E2) by Ian TOWERS.
- New Track Record (1:29.349) for NSSC Sports/Sal. (A1) by Matty COBB.

Margin of Victory	Avg. Speed	Best Lap Tm	Best Speed	Best Lap by
0.570	85.298	1:29.349	87.553	2 - Matty COBB

Clerk of the Course

Sig : _____ Time : _____
 Chief Timekeeper : Ian Sharp (SMART Timing)
 Results available at www.smart-timing.co.uk and www.speedhive.com

Printed: 19/08/2023 15:18:16

DDMC Battle of Britain meeting

DDMC Northern Sports & Saloons Cars Championship - A&E

Cadwell Park 2.173 miles

Race 2 - 1st Race

19/08/2023 14:55

Race (15:00 and 1 Laps) started at 14:55:57

Lap	Time of Day	Lap Tm	SFSpd
(94) Jon WOOLFIT			
1	14:57:34.848	1:35.093	110.9
2	14:59:05.870	1:31.022	111.1
3	15:00:36.824	1:30.954	111.7
4	15:02:07.898	1:31.074	112.0
5	15:03:38.593	1:30.695	112.8
6	15:05:10.298	1:31.705	112.4
7	15:06:41.097	1:30.799	112.0
8	15:08:11.646	1:30.549	112.8
9	15:09:42.921	1:31.275	112.4
10	15:11:12.866	1:29.945	113.9
11	15:12:46.171	1:33.305	110.7

(2) Matty COBB			
1	14:57:35.527	1:36.093	121.8
2	14:59:06.436	1:30.909	121.8
3	15:00:37.981	1:31.545	121.8
4	15:02:08.761	1:30.780	122.5
5	15:03:39.287	1:30.526	122.5
6	15:05:10.999	1:31.712	121.4
7	15:06:41.905	1:30.906	123.4
8	15:08:12.463	1:30.558	122.9
9	15:09:44.376	1:31.913	121.6
10	15:11:13.725	1:29.349	122.7
11	15:12:46.741	1:33.016	122.7

(18) Damien McKAY			
1	14:57:46.582	1:44.615	104.4
2	14:59:27.444	1:40.862	102.0
3	15:01:09.337	1:41.893	104.0
4	15:02:49.329	1:39.992	105.2
5	15:04:28.341	1:39.012	104.9
6	15:06:06.745	1:38.404	103.7
7	15:07:45.382	1:38.637	104.2
8	15:09:23.951	1:38.569	104.5
9	15:11:02.345	1:38.394	104.9
10	15:12:41.987	1:39.642	102.1
11	15:14:20.288	1:38.301	101.4

(3) Chris HUNTLEY			
1	14:57:46.122	1:45.924	109.7
2	14:59:27.540	1:41.418	110.9
3	15:01:08.982	1:41.442	108.8
4	15:02:48.966	1:39.984	110.0
5	15:04:27.961	1:38.995	108.2
6	15:06:06.135	1:38.174	107.5
7	15:07:44.893	1:38.758	107.0
8	15:09:23.529	1:38.636	106.9
9	15:11:02.032	1:38.503	108.2
10	15:12:42.528	1:40.496	108.8
11	15:14:21.492	1:38.964	107.9

(17) Drew MYRESCOUGH			
1	14:57:48.382	1:46.462	112.2
2	14:59:28.571	1:40.189	111.5
3	15:01:09.826	1:41.255	112.0
4	15:02:50.814	1:40.988	109.5
5	15:04:30.218	1:39.404	109.3
6	15:06:09.503	1:39.285	109.7
7	15:07:48.958	1:39.455	110.0
8	15:09:28.323	1:39.365	109.7
9	15:11:07.166	1:38.843	110.9
10	15:12:48.524	1:41.358	110.0

(65) Ian TOWERS			
1	14:57:47.563	1:46.507	107.2
2	14:59:28.442	1:40.879	107.0
3	15:01:10.868	1:42.426	106.5
4	15:02:51.599	1:40.731	106.2
5	15:04:30.895	1:39.296	107.0
6	15:06:10.224	1:39.329	107.4
7	15:07:49.864	1:39.640	106.5
8	15:09:29.275	1:39.411	106.9

Lap	Time of Day	Lap Tm	SFSpd
9	15:11:08.094	1:38.819	107.9
10	15:12:48.998	1:40.904	108.2
(12) Scott HUBEL			
1	14:57:48.187	1:47.148	102.8
2	14:59:29.710	1:41.523	101.1
3	15:01:11.503	1:41.793	101.2
4	15:02:52.084	1:40.581	102.1
5	15:04:31.619	1:39.535	98.8
6	15:06:10.904	1:39.285	101.7
7	15:07:50.404	1:39.500	101.7
8	15:09:29.962	1:39.558	100.9
9	15:11:08.828	1:38.866	102.6
10	15:12:49.573	1:40.745	100.6

(42) Steve TOWERS			
1	14:57:50.744	1:48.207	119.0
2	14:59:33.995	1:43.251	119.4
3	15:01:15.543	1:41.548	119.2
4	15:02:56.495	1:40.952	119.0
5	15:04:36.832	1:40.337	120.0
6	15:06:21.148	1:44.316	119.0
7	15:08:03.521	1:42.373	118.6
8	15:09:45.255	1:41.734	120.5
9	15:11:25.287	1:40.032	120.7
10	15:13:05.286	1:39.999	118.8

(29) Justin COX			
1	14:57:51.895	1:50.372	96.4
2	14:59:35.185	1:43.290	95.1
3	15:01:16.826	1:41.641	95.2
4	15:02:57.551	1:40.725	96.3
5	15:04:38.154	1:40.603	95.6
6	15:06:22.269	1:44.115	94.9
7	15:08:04.761	1:42.492	94.9
8	15:09:46.550	1:41.789	95.9
9	15:11:26.867	1:40.317	96.3
10	15:13:07.134	1:40.267	94.7

(154) Stevie McNAB			
1	14:57:54.087	1:51.068	87.8
2	14:59:51.442	1:57.355	99.1
3	15:01:47.756	1:56.314	83.3

(4) Thom EVANS			
1	14:57:40.660	1:39.998	110.9
2	14:59:15.193	1:34.533	109.8

Clerk of the Course

Orbits

Sig : Time :
Chief Timekeeper : Ian Sharp (SMART Timing)
Results available at www.smart-timing.co.uk and www.speedhive.com



RACE
WITH
RESPECT

DDMC Battle of Britain meeting

Lapchart

DDMC Northern Sports & Saloons Cars Championship - A&E

Cadwell Park 2.173 miles

Race 2 - 1st Race

19/08/2023 14:55

Race (15:00 and 1 Laps) started at 14:55:57

Competitors	Laps												
	0	1	2	3	4	5	6	7	8	9	10	11	
Matty COBB (2)	1	2	94	94	94	94	94	94	94	94	94	94	94
Jon WOOLFIT (94)	2	94	2	2	2	2	2	2	2	2	2	2	2
Chris HUNTLEY (3)	3	3	4	4	3	3	3	3	3	3	3	18	18
Thom EVANS (4)	4	4	3	18	18	18	18	18	18	18	18	3	3
Scott HUBEL (12)	5	12	18	3	17	17	17	17	17	17	17	17	17
Ian TOWERS (65)	6	65	65	65	65	65	65	65	65	65	65	65	65
Justin COX (29)	7	29	12	17	12	12	12	12	12	12	12	12	12
Drew MYRESCOUGH (17)	8	17	17	12	42	42	42	42	42	42	42	42	42
Damien McKAY (18)	9	18	42	42	29	29	29	29	29	29	29	29	29
Steve TOWERS (42)	10	42	29	29	154								
Stevie McNAB (154)	11	154	154	154									

Clerk of the Course

Orbits

Sig : Time :
 Chief Timekeeper : Ian Sharp (SMART Timing)
 Results available at www.smart-timing.co.uk and www.speedhive.com
 Printed: 19/08/2023 15:17:41



DDMC Battle of Britain meeting
Sorted on Laps
SMRC Citroen C1 Cup
Cadwell Park 2.173 miles
Race 3 - 1st Race
19/08/2023 15:25
Race (15:00 Time) started at 15:25:20

Pos	No.	Name	Make/Model	CC	Class	Laps	Total Tm	Diff	Best Tm	In Lap	2nd Best
1	1	Sam CORSON	Citroen C1	1000	C1	8	15:57.525		1:58.181	3	1:58.274
2	99	Dan MARTIN	Citroen C1	1000	C1	8	16:00.205	2.680	1:58.239	6	1:58.338
3	24	Ayden WILSON	Citroen C1	1000	C1N	8	16:01.182	3.657	1:58.375	5	1:58.481
4	529	James HITCHEN	Citroen C1	1000	C1N	8	16:01.935	4.410	1:58.496	3	1:58.685
5	598	Daniel KELL	Citroen C1	1000	Gue	8	16:02.198	4.673	1:58.609	7	1:58.689
6	684	Ralph STURROCK	Citroen C1	1000	C1N	8	16:08.764	11.239	1:59.278	6	1:59.355
7	51	Murray SCOTT	Citroen C1	1000	C1N	8	16:09.270	11.745	1:59.202	4	1:59.205
8	89	Ross DUNN	Citroen C1	1000	C1	8	16:10.752	13.227	1:58.927	5	1:58.958
9	110	Calum CONWAY	Citroen C1	1000	C1	8	16:11.057	13.532	1:58.993	6	1:59.131
10	70	Andrew DAVIDSON	Citroen C1	1000	C1	8	16:11.852	14.327	1:59.067	2	1:59.134
11	88	Henry GILLIESPIE	Citroen C1	1000	C1N	8	16:31.290	33.765	2:01.091	6	2:01.368
12	470	Katrina GRAY	Citroen C1	1000	C1	8	16:35.585	38.060	2:01.889	7	2:02.333
13	117	Marc NISBET	Citroen C1	1000	C1N	8	16:38.628	41.103	2:00.208	6	2:00.414
14	460	John PROCTOR	Citroen C1	1000	C1	8	17:30.142	1:32.617	2:07.801	3	2:07.890
Not classified											
DNF	23	Thomas COMBER	Citroen C1	1000	C1	3	6:13.793	DNF	2:00.198	2	2:01.525

Announcements

New Track Record (1:58.181) for SMRC Citroen C1 Cup by Sam CORSON.

New Track Record (1:58.375) for SMRC Citroen C1 Cup (N) by Ayden WILSON.

Margin of Victory	Avg. Speed	Best Lap Tm	Best Speed	Best Lap by
2.680	65.359	1:58.181	66.193	1 - Sam CORSON

Clerk of the Course
Orbits

Sig : _____ Time : _____
 Chief Timekeeper : Ian Sharp (SMART Timing)
 Results available at www.smart-timing.co.uk and www.speedhive.com

Printed: 19/08/2023 15:48:08

DDMC Battle of Britain meeting
Sorted on Laps
SMRC Citroen C1 Cup
Cadwell Park 2.173 miles
Race 3 - 1st Race
19/08/2023 15:25
Race (15:00 Time) started at 15:25:20

Pos	No.	Name	Make/Model	CC	Class	Laps	Total Tm	Diff	Best Tm	In Lap	2nd Best
1	1	Sam CORSON	Citroen C1	1000	C1	8	15:57.525		1:58.181	3	1:58.274
2	99	Dan MARTIN	Citroen C1	1000	C1	8	16:00.205	2.680	1:58.239	6	1:58.338
3	24	Ayden WILSON	Citroen C1	1000	C1N	8	16:01.182	3.657	1:58.375	5	1:58.481
4	529	James HITCHEN	Citroen C1	1000	C1N	8	16:01.935	4.410	1:58.496	3	1:58.685
5	598	Daniel KELL	Citroen C1	1000	Gue	8	16:02.198	4.673	1:58.609	7	1:58.689
6	684	Ralph STURROCK	Citroen C1	1000	C1N	8	16:08.764	11.239	1:59.278	6	1:59.355
7	51	Murray SCOTT	Citroen C1	1000	C1N	8	16:09.270	11.745	1:59.202	4	1:59.205
8	89	Ross DUNN	Citroen C1	1000	C1	8	16:10.752	13.227	1:58.927	5	1:58.958
9	110	Calum CONWAY	Citroen C1	1000	C1	8	16:11.057	13.532	1:58.993	6	1:59.131
10	70	Andrew DAVIDSON	Citroen C1	1000	C1	8	16:11.852	14.327	1:59.067	2	1:59.134
11	88	Henry GILLIESPIE	Citroen C1	1000	C1N	8	16:31.290	33.765	2:01.091	6	2:01.368
12	470	Katrina GRAY	Citroen C1	1000	C1	8	16:35.585	38.060	2:01.889	7	2:02.333
13	117	Marc NISBET	Citroen C1	1000	C1N	8	16:38.628	41.103	2:00.208	6	2:00.414
14	460	John PROCTOR	Citroen C1	1000	C1	8	17:30.142	1:32.617	2:07.801	3	2:07.890
Not classified											
DNF	23	Thomas COMBER	Citroen C1	1000	C1	3	6:13.793	DNF	2:00.198	2	2:01.525

Announcements

New Track Record (1:58.181) for SMRC Citroen C1 Cup by Sam CORSON.

New Track Record (1:58.481) for SMRC Citroen C1 Cup (N) by Ayden WILSON.

New Track Record (1:58.375) for SMRC Citroen C1 Cup (N) by Ayden WILSON.

Margin of Victory	Avg. Speed	Best Lap Tm	Best Speed	Best Lap by
2.680	65.359	1:58.181	66.193	1 - Sam CORSON

Clerk of the Course
Orbits

 Sig : _____ Time : _____
 Chief Timekeeper : Ian Sharp (SMART Timing)
 Results available at www.smart-timing.co.uk and www.speedhive.com


DDMC Battle of Britain meeting

SMRC Citroen C1 Cup

Cadwell Park 2.173 miles

Race 3 - 1st Race

19/08/2023 15:25

Race (15:00 Time) started at 15:25:20

Lap	Time of Day	Lap Tm	SFSpd
(1) Sam CORSON			
1	15:27:28.821	2:05.353	74.3
2	15:29:27.129	1:58.308	74.2
3	15:31:25.310	1:58.181	74.1
4	15:33:24.293	1:58.983	74.9
5	15:35:22.871	1:58.578	74.6
6	15:37:21.145	1:58.274	75.0
7	15:39:19.706	1:58.561	74.1
8	15:41:18.273	1:58.567	74.2

(99) Dan MARTIN			
1	15:27:29.615	2:05.800	75.1
2	15:29:27.953	1:58.338	74.5
3	15:31:27.098	1:59.145	74.5
4	15:33:25.823	1:58.725	74.7
5	15:35:24.459	1:58.636	75.3
6	15:37:22.698	1:58.239	75.3
7	15:39:21.751	1:59.053	74.3
8	15:41:20.953	1:59.202	74.6

(24) Ayden WILSON			
1	15:27:30.081	2:05.560	75.6
2	15:29:28.562	1:58.481	75.5
3	15:31:27.466	1:58.904	76.0
4	15:33:26.434	1:58.968	75.5
5	15:35:24.809	1:58.375	76.1
6	15:37:23.460	1:58.651	76.1
7	15:39:22.156	1:58.696	75.0
8	15:41:21.930	1:59.774	75.1

(529) James HITCHEN			
1	15:27:30.628	2:05.559	74.6
2	15:29:30.089	1:59.461	74.6
3	15:31:28.585	1:58.496	74.2
4	15:33:27.671	1:59.086	74.6
5	15:35:26.390	1:58.719	74.8
6	15:37:25.075	1:58.685	75.1
7	15:39:23.783	1:58.708	74.2
8	15:41:22.683	1:58.900	75.0

(598) Daniel KELL			
1	15:27:31.262	2:06.861	75.2
2	15:29:30.287	1:59.025	75.8
3	15:31:29.054	1:58.767	75.4
4	15:33:28.069	1:59.015	75.7
5	15:35:26.758	1:58.689	75.7
6	15:37:25.574	1:58.816	76.1
7	15:39:24.183	1:58.609	75.1
8	15:41:22.946	1:58.763	75.7

(684) Ralph STURROCK			
1	15:27:31.749	2:05.913	75.3
2	15:29:31.556	1:59.807	75.1
3	15:31:30.911	1:59.355	74.2
4	15:33:31.010	2:00.099	74.8
5	15:35:31.267	2:00.257	74.9
6	15:37:30.545	1:59.278	75.5
7	15:39:29.971	1:59.426	74.2
8	15:41:29.512	1:59.541	74.2

(51) Murray SCOTT			
1	15:27:33.803	2:07.553	76.2
2	15:29:33.148	1:59.345	76.0
3	15:31:32.353	1:59.205	75.6
4	15:33:31.555	1:59.202	76.0
5	15:35:31.710	2:00.155	76.1
6	15:37:31.038	1:59.328	76.2
7	15:39:30.485	1:59.447	75.5
8	15:41:30.018	1:59.533	75.6

(89) Ross DUNN			
1	15:27:32.515	2:06.823	75.5
2	15:29:32.086	1:59.571	75.2

Lap	Time of Day	Lap Tm	SFSpd
3	15:31:31.367	1:59.281	75.2
4	15:33:34.000	2:02.633	74.9
5	15:35:32.927	1:58.927	75.7
6	15:37:31.885	1:58.958	76.3
7	15:39:32.187	2:00.302	73.0
8	15:41:31.500	1:59.313	75.6

(110) Calum CONWAY			
1	15:27:35.298	2:08.448	74.1
2	15:29:35.019	1:59.721	73.0
3	15:31:34.917	1:59.898	74.6
4	15:33:34.525	1:59.608	75.0
5	15:35:33.656	1:59.131	74.5
6	15:37:32.649	1:58.993	75.1
7	15:39:32.285	1:59.636	75.2
8	15:41:31.805	1:59.520	75.1

(70) Andrew DAVIDSON			
1	15:27:33.480	2:06.861	75.7
2	15:29:32.547	1:59.067	75.8
3	15:31:31.681	1:59.134	76.1
4	15:33:32.235	2:00.554	75.8
5	15:35:32.085	1:59.850	76.6
6	15:37:31.427	1:59.342	76.9
7	15:39:32.173	2:00.746	71.8
8	15:41:32.600	2:00.427	75.2

(88) Henry GILLIESPIE			
1	15:27:36.635	2:08.514	75.8
2	15:29:38.745	2:02.110	74.2
3	15:31:40.274	2:01.529	74.7
4	15:33:44.819	2:04.545	73.7
5	15:35:47.862	2:03.043	74.2
6	15:37:48.953	2:01.091	74.6
7	15:39:50.670	2:01.717	74.3
8	15:41:52.038	2:01.368	74.3

(470) Katrina GRAY			
1	15:27:36.360	2:08.985	73.7
2	15:29:39.414	2:03.054	74.3
3	15:31:42.540	2:03.126	73.9
4	15:33:45.424	2:02.884	74.2
5	15:35:48.617	2:03.193	74.5
6	15:37:50.950	2:02.333	74.2
7	15:39:52.839	2:01.889	73.0
8	15:41:56.333	2:03.494	73.4

(117) Marc NISBET			
1	15:27:34.396	2:07.420	75.6
2	15:29:54.422	2:20.026	74.2
3	15:31:55.652	2:01.230	72.9
4	15:33:56.149	2:00.497	72.1
5	15:35:57.986	2:01.837	74.2
6	15:37:58.194	2:00.208	74.2
7	15:39:58.608	2:00.414	74.3
8	15:41:59.376	2:00.768	72.9

(460) John PROCTOR			
1	15:27:47.470	2:19.277	71.9
2	15:29:56.212	2:08.742	73.5
3	15:32:04.013	2:07.801	71.2
4	15:34:13.882	2:09.869	71.5
5	15:36:23.899	2:10.017	70.9
6	15:38:34.060	2:10.161	72.1
7	15:40:43.000	2:08.940	73.1
8	15:42:50.890	2:07.890	73.0

(23) Thomas COMBER			
1	15:27:32.818	2:07.498	75.1
2	15:29:33.016	2:00.198	70.1
3	15:31:34.541	2:01.525	70.5

Clerk of the Course

Sig : Time :
Chief Timekeeper : Ian Sharp (SMART Timing)
Results available at www.smart-timing.co.uk and www.speedhive.com

Printed: 19/08/2023 15:46:38

Orbits



**RACE
WITH
RESPECT**

DDMC Battle of Britain meeting
Lapchart
SMRC Citroen C1 Cup

Cadwell Park 2.173 miles

Race 3 - 1st Race

19/08/2023 15:25

Race (15:00 Time) started at 15:25:20

Competitors	Laps								
	0	1	2	3	4	5	6	7	8
Sam CORSON (1)	1	1	1	1	1	1	1	1	1
Dan MARTIN (99)	2	99	99	99	99	99	99	99	99
Daniel KELL (598)	3	598	24	24	24	24	24	24	24
Ayden WILSON (24)	4	24	529	529	529	529	529	529	529
James HITCHEN (529)	5	529	598	598	598	598	598	598	598
Thomas COMBER (23)	6	23	684	684	684	684	684	684	684
Ross DUNN (89)	7	89	89	89	89	51	51	51	51
Ralph STURROCK (684)	8	684	23	70	70	70	70	70	89
Murray SCOTT (51)	9	51	70	23	51	89	89	89	110
Andrew DAVIDSON (70)	10	70	51	51	23	110	110	110	70
Calum CONWAY (110)	11	110	117	110	110	88	88	88	88
Marc NISBET (117)	12	117	110	88	88	470	470	470	470
Katrina GRAY (470)	13	470	470	470	470	117	117	117	117
Henry GILLIESPIE (88)	14	88	88	117	117	460	460	460	460
John PROCTOR (460)	15	460	460	460	460				

Clerk of the Course
Orbits

Sig : **Time :**
Chief Timekeeper : Ian Sharp (SMART Timing)
Results available at www.smart-timing.co.uk and www.speedhive.com

Printed: 19/08/2023 15:47:00

DDMC Battle of Britain meeting

SMRC Citroen C1 Cup

Cadwell Park 2.173 miles

Race 7 - 2nd Race

20/08/2023 11:35

Race (15:00 Time)

POLE POSITION

1	1 1 Sam CORSON	2 99 Dan MARTIN
2	3 24 Ayden WILSON	4 529 James HITCHEN
3	5 598 Daniel KELL	6 684 Ralph STURROCK
4	7 51 Murray SCOTT	8 89 Ross DUNN
5	9 110 Calum CONWAY	10 70 Andrew DAVIDSON
6	11 88 Henry GILLIESPIE	12 470 Katrina GRAY
7	13 117 Marc NISBET	14 460 John PROCTOR
8	15 23 Thomas COMBER	

Clerk of the Course

Orbits

Sig : Time :
Chief Timekeeper : Ian Sharp (SMART Timing)
Results available at www.smart-timing.co.uk and www.speedhive.com

Printed: 19/08/2023 15:46:03

**DDMC Battle of Britain meeting****Sorted on Laps**

FSRA F2 Sidecars

Cadwell Park 2.173 miles

Race 4 - 1st Race

19/08/2023 15:55

Race (10 Laps) started at 15:51:36

Pos	No.	Name	Make/Model	CC	Class	Laps	Total Tm	Diff	Best Tm	In Lap	2nd Best
1	72	P FOUNDS / J WALMSLEY	Honda LCF	600	Sup	10	16:26.441		1:36.570	2	1:37.417
2	99	S RAMSDEN / M RAMSDEN	LCR Honda	600	Sup	10	16:41.309	14.868	1:38.781	5	1:39.162
3	17	L CRAWFORD / S HARDIE	CES Suzuki	600	SW	10	16:44.112	17.671	1:38.387	6	1:38.429
4	33	S HEGARTY / J NEAVE	Baker Honda	600	Sup	10	16:47.513	21.072	1:39.339	7	1:39.762
5	7	D GIBSON / R GIBBONS	CES Suzuki	600	Sup	10	16:47.867	21.426	1:39.401	9	1:39.726
6	87	C FENWICK / P KNAPTON		600	SW	10	16:53.767	27.326	1:40.327	7	1:40.514
7	14	W LOCKEY / B BINNS		600	Sup	10	17:07.408	40.967	1:40.958	9	1:41.848
8	8	B ILARIA / A BROWN	DDM Christie	599	Cup	10	17:12.789	46.348	1:41.434	4	1:41.765
9	32	G HORSPOLE / K COLE	Baker	600	Sup	10	17:20.241	53.800	1:42.410	9	1:42.437
10	97	B DAWSON / M SIMS	LCR Honda	600	Cup	10	17:21.891	55.450	1:42.460	9	1:42.470
11	96	J SAUNDERS / S STOKOE	Baker Honda	600	Cup	10	17:24.198	57.757	1:42.616	6	1:42.800
12	117	D SCHOFIELD / J SMITH	Bellas Yamaha	600	Cup	10	17:33.828	1:07.387	1:42.307	7	1:43.296
13	39	B MOORE / A DODD	Ireson Honda F2	600	Cup	10	17:56.271	1:29.830	1:46.086	2	1:46.315
14	71	C SCHOFIELD / T DAWKINS	Baker Honda	600	Cup	10	17:56.984	1:30.543	1:46.380	5	1:46.410
15	20	P D'HENIN / G WHEELER	Hunts	600	Cup	10	18:12.988	1:46.547	1:47.662	7	1:47.748

Not classified

DNF	25	A BINGHAM / D RYDER	Shelbourne Suzuki	600	Cup	4	7:35.242	DNF	1:51.052	2	1:51.998
DNF	37	C MORPHET / W REILLY	LCR Honda	600	Cup	3	5:23.123	DNF	1:44.447	3	1:45.218
DNF	13	M HEGARTY / R CHILD	Shelbourne	600	SW	3	5:29.729	DNF	1:46.290	2	1:47.584
DNS	6	T BAKER / L FITZPATRICK	Baker Suzuki	600	Sup			DNS		0	

Announcements

New Track Record (1:36.570) for FSRA Super by P FOUNDS / J WALMSLEY.

New Track Record (1:38.387) for FSRA Super Wildcard by L CRAWFORD / S HARDIE.

New Track Record (1:41.434) for FSRA Cup by B ILARIA / A BROWN.

Margin of Victory	Avg. Speed	Best Lap Tm	Best Speed	Best Lap by
14.868	79.303	1:36.570	81.007	72 - P FOUNDS / J WALMSLEY

Clerk of the Course**Orbits**

Sig : Time :

Chief Timekeeper : Ian Sharp (SMART Timing)

Results available at www.smart-timing.co.uk and www.speedhive.com

Printed: 19/08/2023 16:10:21



**DDMC Battle of Britain meeting****Sorted on Laps**

FSRA F2 Sidecars

Cadwell Park 2.173 miles

Race 4 - 1st Race

19/08/2023 15:55

Race (10 Laps) started at 15:51:36

Pos	No.	Name	Make/Model	CC	Class	Laps	Total Tm	Diff	Best Tm	In Lap	2nd Best
FSRA Cup											
1	8	B ILARIA / A BROWN	DDM Christie	599	Cup	10	17:12.789		1:41.434	4	1:41.765
2	97	B DAWSON / M SIMS	LCR Honda	600	Cup	10	17:21.891	9.102	1:42.460	9	1:42.470
3	96	J SAUNDERS / S STOKOE	Baker Honda	600	Cup	10	17:24.198	11.409	1:42.616	6	1:42.800
4	117	D SCHOFIELD / J SMITH	Bellas Yamaha	600	Cup	10	17:33.828	21.039	1:42.307	7	1:43.296
5	39	B MOORE / A DODD	Ireson Honda F2	600	Cup	10	17:56.271	43.482	1:46.086	2	1:46.315
6	71	C SCHOFIELD / T DAWKINS	Baker Honda	600	Cup	10	17:56.984	44.195	1:46.380	5	1:46.410
7	20	P D'HENIN / G WHEELER	Hunts	600	Cup	10	18:12.988	1:00.199	1:47.662	7	1:47.748

Not classified

DNF	25	A BINGHAM / D RYDER	Shelbourne Suzuki	600	Cup	4	7:35.242	DNF	1:51.052	2	1:51.998
DNF	37	C MORPHET / W REILLY	LCR Honda	600	Cup	3	5:23.123	DNF	1:44.447	3	1:45.218

FSRA Super

1	72	P FOUNDS / J WALMSLEY	Honda LCF	600	Sup	10	16:26.441		1:36.570	2	1:37.417
2	99	S RAMSDEN / M RAMSDEN	LCR Honda	600	Sup	10	16:41.309	14.868	1:38.781	5	1:39.162
3	33	S HEGARTY / J NEAVE	Baker Honda	600	Sup	10	16:47.513	21.072	1:39.339	7	1:39.762
4	7	D GIBSON / R GIBBONS	CES Suzuki	600	Sup	10	16:47.867	21.426	1:39.401	9	1:39.726
5	14	W LOCKEY / B BINNS		600	Sup	10	17:07.408	40.967	1:40.958	9	1:41.848
6	32	G HORSPOLE / K COLE	Baker	600	Sup	10	17:20.241	53.800	1:42.410	9	1:42.437

Not classified

DNS	6	T BAKER / L FITZPATRICK	Baker Suzuki	600	Sup			DNF		0	
-----	---	--------------------------------	--------------	-----	-----	--	--	-----	--	---	--

FSRA Super Wildcard

1	17	L CRAWFORD / S HARDIE	CES Suzuki	600	SW	10	16:44.112		1:38.387	6	1:38.429
2	87	C FENWICK / P KNAPTON		600	SW	10	16:53.767	9.655	1:40.327	7	1:40.514

Not classified

DNF	13	M HEGARTY / R CHILD	Shelbourne	600	SW	3	5:29.729	DNF	1:46.290	2	1:47.584
-----	----	----------------------------	------------	-----	----	---	-----------------	-----	-----------------	---	----------

Announcements

New Track Record (1:36.570) for FSRA Super by P FOUNDS / J WALMSLEY.

New Track Record (1:38.387) for FSRA Super Wildcard by L CRAWFORD / S HARDIE.

New Track Record (1:41.434) for FSRA Cup by B ILARIA / A BROWN.

Margin of Victory	Avg. Speed	Best Lap Tm	Best Speed	Best Lap by
14.868	79.303	1:36.570	81.007	72 - P FOUNDS / J WALMSLEY

Clerk of the Course

Sig : Time :

Chief Timekeeper : Ian Sharp (SMART Timing)

Results available at www.smart-timing.co.uk and www.speedhive.com

Printed: 19/08/2023 16:15:07

Orbits



DDMC Battle of Britain meeting

FSRA F2 Sidecars

Cadwell Park 2.173 miles

Race 4 - 1st Race

19/08/2023 15:55

Race (10 Laps) started at 15:51:36

Lap	Time of Day	Lap Tm	SFSpd
(72) P FOUNDS / J WALMSLEY			
1	15:53:20.672	1:42.057	110.0
2	15:54:57.242	1:36.570	110.0
3	15:56:37.969	1:40.727	109.7
4	15:58:15.893	1:37.924	110.0
5	15:59:53.590	1:37.697	110.2
6	16:01:31.007	1:37.417	108.8
7	16:03:08.632	1:37.625	109.8
8	16:04:46.131	1:37.499	109.7
9	16:06:23.633	1:37.502	109.3
10	16:08:02.960	1:39.327	102.1

(99) S RAMSDEN / M RAMSDEN			
1	15:53:21.411	1:42.836	110.2
2	15:55:01.123	1:39.712	108.8
3	15:56:40.889	1:39.766	109.5
4	15:58:20.051	1:39.162	109.7
5	15:59:58.832	1:38.781	109.8
6	16:01:38.293	1:39.461	109.1
7	16:03:17.798	1:39.505	109.8
8	16:04:57.695	1:39.897	108.9
9	16:06:37.092	1:39.397	109.7
10	16:08:17.828	1:40.736	101.5

(17) L CRAWFORD / S HARDIE			
1	15:53:27.258	1:45.609	112.2
2	15:55:08.685	1:41.427	112.2
3	15:56:49.004	1:40.319	110.9
4	15:58:27.526	1:38.522	111.7
5	16:00:06.628	1:39.102	110.9
6	16:01:45.015	1:38.387	110.9
7	16:03:23.589	1:38.574	110.4
8	16:05:03.446	1:39.857	110.4
9	16:06:42.202	1:38.756	110.7
10	16:08:20.631	1:38.429	100.6

(33) S HEGARTY / J NEAVE			
1	15:53:23.430	1:44.303	107.0
2	15:55:03.652	1:40.222	106.9
3	15:56:43.463	1:39.811	107.7
4	15:58:23.347	1:39.884	107.5
5	16:00:03.109	1:39.762	107.9
6	16:01:43.288	1:40.179	107.4
7	16:03:22.627	1:39.339	107.7
8	16:05:02.706	1:40.079	106.5
9	16:06:43.002	1:40.296	105.8
10	16:08:24.032	1:41.030	105.0

(7) D GIBSON / R GIBBONS			
1	15:53:23.013	1:43.916	109.3
2	15:55:03.226	1:40.213	109.5
3	15:56:43.175	1:39.949	108.6
4	15:58:23.064	1:39.889	109.3
5	16:00:02.790	1:39.726	108.9
6	16:01:42.598	1:39.808	108.9
7	16:03:22.330	1:39.732	108.8
8	16:05:04.063	1:41.733	109.1
9	16:06:43.464	1:39.401	109.3
10	16:08:24.386	1:40.922	108.4

(87) C FENWICK / P KNAPTON			
1	15:53:24.079	1:44.628	107.2
2	15:55:04.847	1:40.768	107.5
3	15:56:45.832	1:40.985	107.2
4	15:58:26.497	1:40.665	107.7
5	16:00:07.570	1:41.073	107.9
6	16:01:48.166	1:40.596	107.2
7	16:03:28.493	1:40.327	107.5
8	16:05:09.007	1:40.514	107.2
9	16:06:49.688	1:40.681	107.4
10	16:08:30.286	1:40.598	107.0

(14) W LOCKEY / B BINNS			
--------------------------------	--	--	--

(8) B ILARIA / A BROWN			
1	15:53:26.284	1:46.355	109.8
2	15:55:08.377	1:42.093	110.0
3	15:56:50.650	1:42.273	109.8
4	15:58:32.871	1:42.221	110.0
5	16:00:14.719	1:41.848	110.0
6	16:01:56.683	1:41.964	109.7
7	16:03:38.624	1:41.941	109.5
8	16:05:20.478	1:41.854	109.3
9	16:07:01.436	1:40.958	107.9
10	16:08:43.927	1:42.491	108.4

(32) G HORSPOLE / K COLE			
1	15:53:27.072	1:47.421	107.4
2	15:55:09.663	1:42.591	106.2
3	15:56:52.012	1:42.349	107.0
4	15:58:33.446	1:41.434	106.7
5	16:00:15.300	1:41.854	105.8
6	16:01:57.249	1:41.949	106.7
7	16:03:39.014	1:41.765	106.4
8	16:05:23.383	1:44.369	104.5
9	16:07:05.846	1:42.463	102.5
10	16:08:49.308	1:43.462	100.6

(97) B DAWSON / M SIMS			
1	15:53:28.390	1:47.971	108.2
2	15:55:13.171	1:44.781	106.5
3	15:56:57.676	1:44.505	107.7
4	15:58:40.164	1:42.488	106.7
5	16:00:22.706	1:42.542	104.5
6	16:02:06.377	1:43.671	106.4
7	16:03:49.121	1:42.744	106.4
8	16:05:31.558	1:42.437	106.7
9	16:07:13.968	1:42.410	105.7
10	16:08:56.760	1:42.792	104.7

(96) J SAUNDERS / S STOKOE			
1	15:53:28.842	1:48.358	107.7
2	15:55:13.390	1:44.548	108.2
3	15:56:58.319	1:44.929	107.4
4	15:58:42.220	1:43.901	107.5
5	16:00:24.483	1:42.960	107.9
6	16:02:06.953	1:42.470	108.1
7	16:03:49.660	1:42.707	108.8
8	16:05:32.370	1:42.710	107.7
9	16:07:14.830	1:42.460	107.5
10	16:08:58.410	1:43.580	103.7

(117) D SCHOFIELD / J SMITH			
1	15:53:30.082	1:49.352	109.1
2	15:55:14.512	1:44.430	108.4
3	15:56:59.118	1:44.606	107.5
4	15:58:42.698	1:43.580	109.3
5	16:00:26.380	1:43.682	108.9
6	16:02:09.676	1:43.296	108.2
7	16:03:51.983	1:42.307	108.8
8	16:05:35.347	1:43.364	107.9
9	16:07:20.593	1:45.246	106.7
10	16:09:10.347	1:49.754	107.0

(39) B MOORE / A DODD			
1	15:53:31.548	1:50.152	105.8
2	15:55:17.634	1:46.086	106.2

(71) C SCHOFIELD / T DAWKINS			
1	15:57:04.761	1:47.127	103.9
2	15:58:51.344	1:46.583	102.5
3	16:00:37.659	1:46.315	102.9
4	16:02:25.489	1:47.830	101.2
5	16:04:12.807	1:47.318	103.7
6	16:05:59.419	1:46.612	102.6
7	16:07:46.123	1:46.704	103.1
8	16:09:32.790	1:46.667	102.6

(20) P D'HENIN / G WHEELER			
1	15:53:34.024	1:52.570	98.3
2	15:55:22.208	1:48.184	99.4
3	15:57:10.855	1:48.647	101.5
4	15:58:58.834	1:47.979	98.8
5	16:00:48.188	1:49.354	99.7
6	16:02:37.147	1:48.959	99.1
7	16:04:24.809	1:47.662	98.5
8	16:06:12.557	1:47.748	98.5
9	16:08:00.666	1:48.109	98.4
10	16:09:49.507	1:48.841	98.0

(25) A BINGHAM / D RYDER			
1	15:53:35.997	1:53.971	96.7
2	15:55:27.049	1:51.052	97.4
3	15:57:19.763	1:52.714	95.9
4	15:59:11.761	1:51.998	96.1

(37) C MORPHET / W REILLY			
1	15:53:29.977	1:49.227	107.7
2	15:55:15.195	1:45.218	107.9
3	15:56:59.642	1:44.447	106.4

(13) M HEGARTY / R CHILD			
1	15:53:32.374	1:51.223	104.4
2	15:55:18.664	1:46.290	103.7
3	15:57:06.248	1:47.584	104.7

Clerk of the Course

Sig : Time :
Chief Timekeeper : Ian Sharp (SMART Timing)

Results available at www.smart-timing.co.uk and www.speedhive.com

Printed: 19/08/2023 16:14:27

Orbits





DDMC Battle of Britain meeting

Lapchart

FSRA F2 Sidecars

Cadwell Park 2.173 miles

Race 4 - 1st Race

19/08/2023 15:55

Race (10 Laps) started at 15:51:36

Competitors	Laps											
	0	1	2	3	4	5	6	7	8	9	10	
S RAMSDEN / M RAMSDEN (99)	1	99	72	72	72	72	72	72	72	72	72	72
P FOUNDS / J WALMSLEY (72)	2	72	99	99	99	99	99	99	99	99	99	99
D GIBSON / R GIBBONS (7)	3	7	7	7	7	7	7	7	7	33	17	17
S HEGARTY / J NEAVE (33)	4	33	33	33	33	33	33	33	33	17	33	33
C FENWICK / P KNAPTON (87)	5	87	87	87	87	87	17	17	17	7	7	7
B ILARIA / A BROWN (8)	6	8	14	14	17	17	87	87	87	87	87	87
W LOCKEY / B BINNS (14)	7	14	8	17	14	14	14	14	14	14	14	14
B DAWSON / M SIMS (97)	8	97	17	8	8	8	8	8	8	8	8	8
G HORSPOLE / K COLE (32)	9	32	97	97	97	32	32	32	32	32	32	32
J SAUNDERS / S STOKOE (96)	10	96	32	32	32	97	97	97	97	97	97	97
D SCHOFIELD / J SMITH (117)	11	117	96	96	96	96	96	96	96	96	96	96
C MORPHET / W REILLY (37)	12	37	37	117	117	117	117	117	117	117	117	117
M HEGARTY / R CHILD (13)	13	13	117	37	37	39	39	39	39	39	39	39
C SCHOFIELD / T DAWKINS (71)	14	71	71	71	39	71	71	71	71	71	71	71
B MOORE / A DODD (39)	15	39	39	39	71	20	20	20	20	20	20	20
P D'HENIN / G WHEELER (20)	16	20	13	13	13	25						
L CRAWFORD / S HARDIE (17)	17	17	20	20	20							
A BINGHAM / D RYDER (25)	18	25	25	25	25							
-	19											

Clerk of the Course

Orbits


Sig : **Time :**
Chief Timekeeper : Ian Sharp (SMART Timing)
Results available at www.smart-timing.co.uk and www.speedhive.com





DDMC Battle of Britain meeting

<p>FSRA F2 Sidecars</p> <p>Race 10 - 2nd Race</p> <p>Race (10 Laps)</p>	<p>Cadwell Park 2.173 miles</p> <p>20/08/2023 14:15</p>
--	---



Top 6 reversed

POLE POSITION

<p>2</p> <div style="border: 1px solid black; padding: 5px; margin-bottom: 10px;">7 D GIBSON / R GIBBONS</div> <p>4</p> <div style="border: 1px solid black; padding: 5px; margin-bottom: 10px;">17 L CRAWFORD / S HARDIE</div> <p>6</p> <div style="border: 1px solid black; padding: 5px; margin-bottom: 10px;">72 P FOUNDS / J WALMSLEY</div> <p>8</p> <div style="border: 1px solid black; padding: 5px; margin-bottom: 10px;">8 B ILARIA / A BROWN</div> <p>10</p> <div style="border: 1px solid black; padding: 5px; margin-bottom: 10px;">97 B DAWSON / M SIMS</div> <p>12</p> <div style="border: 1px solid black; padding: 5px; margin-bottom: 10px;">117 D SCHOFIELD / J SMITH</div> <p>14</p> <div style="border: 1px solid black; padding: 5px; margin-bottom: 10px;">71 C SCHOFIELD / T DAWKINS</div> <p>16</p> <div style="border: 1px solid black; padding: 5px; margin-bottom: 10px;">25 A BINGHAM / D RYDER</div> <p>18</p> <div style="border: 1px solid black; padding: 5px;">13 M HEGARTY / R CHILD</div>		<p>1</p> <div style="border: 1px solid black; padding: 5px; margin-bottom: 10px;">87 C FENWICK / P KNAPTON</div> <p>3</p> <div style="border: 1px solid black; padding: 5px; margin-bottom: 10px;">33 S HEGARTY / J NEAVE</div> <p>5</p> <div style="border: 1px solid black; padding: 5px; margin-bottom: 10px;">99 S RAMSDEN / M RAMSDEN</div> <p>7</p> <div style="border: 1px solid black; padding: 5px; margin-bottom: 10px;">14 W LOCKEY / B BINNS</div> <p>9</p> <div style="border: 1px solid black; padding: 5px; margin-bottom: 10px;">32 G HORSPOLE / K COLE</div> <p>11</p> <div style="border: 1px solid black; padding: 5px; margin-bottom: 10px;">96 J SAUNDERS / S STOKOE</div> <p>13</p> <div style="border: 1px solid black; padding: 5px; margin-bottom: 10px;">39 B MOORE / A DODD</div> <p>15</p> <div style="border: 1px solid black; padding: 5px; margin-bottom: 10px;">20 P D'HENIN / G WHEELER</div> <p>17</p> <div style="border: 1px solid black; padding: 5px; margin-bottom: 10px;">37 C MORPHET / W REILLY</div> <p>19</p> <div style="border: 1px solid black; padding: 5px;">6 T BAKER / L FITZPATRICK</div>	<p>1</p> <p>2</p> <p>3</p> <p>4</p> <p>5</p> <p>6</p> <p>7</p> <p>8</p> <p>9</p> <p>10</p>
--	--	---	--

Clerk of the Course Orbits

Sig : Time :
 Chief Timekeeper : Ian Sharp (SMART Timing)
 Results available at www.smart-timing.co.uk and www.speedhive.com



motor
sport
UK



DDMC Battle of Britain meeting

Sorted on Laps

DDMC Northern Sports & Saloons Cars Championship - B, C, D & Cadwell Park 2.173 miles

Race 5 - 1st Race

19/08/2023 16:25

Race (15:00 and 1 Laps) started at 16:23:15

Pos	No.	Name	Make/Model	CC	Class	Laps	Total Tm	Diff	Best Tm	In Lap	2nd Best
1	44	Michael CUTT	BMW M3	3200	B	11	17:55.871		1:35.612	11	1:35.798
2	89	Daniel KELL	Ford Sierra XR4x4	1993T	B	11	18:53.851	57.980	1:41.643	9	1:41.669
3	31	Gary BOWERS	BMW 315	3000T	B	11	18:54.251	58.380	1:40.427	3	1:40.910
4	1	Mike WILLIAMSON	Mitsubishi EVO4	2000T	B	11	19:09.351	1:13.480	1:40.125	2	1:40.505
5	87	Stephen KELL	Ford Sierra XR4x4	1998T	B	11	19:10.709	1:14.838	1:42.467	2	1:42.864
6	88	Martin WHITEHOUSE	BMW 328	2800	B	11	19:11.806	1:15.935	1:42.353	7	1:42.633
7	43	Sam COWBURN	BMW 328i	2800	B	11	19:18.450	1:22.579	1:43.659	10	1:43.735
8	123	Stephen REECE	Lotus Elise	1800	C	11	19:36.911	1:41.040	1:44.618	11	1:45.122
9	57	Phil JORDAN	Honda Civic Type R	2000	C	11	19:37.351	1:41.480	1:43.956	11	1:45.205
10	217	Steven SOMERVILLE	BMW E36 Compact	1900	C	10	18:23.040	1 Lap	1:48.703	2	1:48.758
11	11	Madeline HUBEL	Peugeot 206	2000	C	10	18:23.234	1 Lap	1:46.483	9	1:48.290
12	55	Tom BOWES	Porsche Boxster	3200	B	10	18:23.818	1 Lap	1:46.358	9	1:47.779
13	13	James McCANN	Mazda MX5	1600	M	10	18:26.091	1 Lap	1:48.074	7	1:48.623
14	68	Stephen ROBINSON	Mazda MX5	1600	M	10	18:27.812	1 Lap	1:48.504	10	1:48.626
15	10	Paul LIGHTBURN	BMW 135i	3000T	B	10	18:53.563	1 Lap	1:46.955	5	1:47.465
16	77	Luke BOWERS	Renault Clio	2000	C	10	19:20.825	1 Lap	1:52.579	10	1:52.731
17	53	Stephen REED	Mazda MX5	1600	M	10	19:32.398	1 Lap	1:55.045	4	1:55.050
18	25	John ARMSTRONG	Porsche 924s	2500	B	9	17:59.911	2 Laps	1:54.393	5	1:54.518
19	188	Brian JUKES	VW Lupo	1600	D	9	18:07.275	2 Laps	1:57.392	8	1:57.900
20	82	Stephen HORNER	Mazda MX5	1600	M	9	18:59.355	2 Laps	2:01.194	8	2:03.394

Not classified

DNF 78 Alex PRENTICE VW Golf 2000T B 1 1:52.861 DNF 1:48.779 1

Announcements

New Track Record (1:48.074) for NSSC Sports/Sal. (M) by James McCANN.

Car No.217 - No working transponder - Please fix before 2nd Race or risk being untimed

Margin of Victory	Avg. Speed	Best Lap Tm	Best Speed	Best Lap by
57.980	79.982	1:35.612	81.818	44 - Michael CUTT

Clerk of the Course

Sig : Time :
Chief Timekeeper : Ian Sharp (SMART Timing)
Results available at www.smart-timing.co.uk and www.speedhive.com

Printed: 19/08/2023 16:44:59

DDMC Battle of Britain meeting

Sorted on Laps

DDMC Northern Sports & Saloons Cars Championship - B, C, D & Madwell Park 2.173 miles

Race 5 - 1st Race

19/08/2023 16:25

Race (15:00 and 1 Laps) started at 16:23:15

Pos	No.	Name	Make/Model	CC	Class	Laps	Total Tm	Diff	Best Tm	In Lap	2nd Best
NSSC Sports/Sal. (B)											
1	44	Michael CUTT	BMW M3	3200	B	11	17:55.871		1:35.612	11	1:35.798
2	89	Daniel KELL	Ford Sierra XR4x4	1993T	B	11	18:53.851	57.980	1:41.643	9	1:41.669
3	31	Gary BOWERS	BMW 315	3000T	B	11	18:54.251	58.380	1:40.427	3	1:40.910
4	1	Mike WILLIAMSON	Mitsubishi EVO4	2000T	B	11	19:09.351	1:13.480	1:40.125	2	1:40.505
5	87	Stephen KELL	Ford Sierra XR4x4	1998T	B	11	19:10.709	1:14.838	1:42.467	2	1:42.864
6	88	Martin WHITEHOUSE	BMW 328	2800	B	11	19:11.806	1:15.935	1:42.353	7	1:42.633
7	43	Sam COWBURN	BMW 328i	2800	B	11	19:18.450	1:22.579	1:43.659	10	1:43.735
8	55	Tom BOWES	Porsche Boxster	3200	B	10	18:23.818	1 Lap	1:46.358	9	1:47.779
9	10	Paul LIGHTBURN	BMW 135i	3000T	B	10	18:53.563	1 Lap	1:46.955	5	1:47.465
10	25	John ARMSTRONG	Porsche 924s	2500	B	9	17:59.911	2 Laps	1:54.393	5	1:54.518
Not classified											
DNF	78	Alex PRENTICE	VW Golf	2000T	B	1	1:52.861	DNF	1:48.779	1	

NSSC Sports/Sal. (C)											
1	123	Stephen REECE	Lotus Elise	1800	C	11	19:36.911		1:44.618	11	1:45.122
2	57	Phil JORDAN	Honda Civic Type R	2000	C	11	19:37.351	0.440	1:43.956	11	1:45.205
3	217	Steven SOMERVILLE	BMW E36 Compact	1900	C	10	18:23.040	1 Lap	1:48.703	2	1:48.758
4	11	Madeline HUBEL	Peugeot 206	2000	C	10	18:23.234	1 Lap	1:46.483	9	1:48.290
5	77	Luke BOWERS	Renault Clio	2000	C	10	19:20.825	1 Lap	1:52.579	10	1:52.731

NSSC Sports/Sal. (D)											
1	188	Brian JUKES	VW Lupo	1600	D	9	18:07.275		1:57.392	8	1:57.900

NSSC Sports/Sal. (M)											
1	13	James McCANN	Mazda MX5	1600	M	10	18:26.091		1:48.074	7	1:48.623
2	68	Stephen ROBINSON	Mazda MX5	1600	M	10	18:27.812	1.721	1:48.504	10	1:48.626
3	53	Stephen REED	Mazda MX5	1600	M	10	19:32.398	1:06.307	1:55.045	4	1:55.050
4	82	Stephen HORNER	Mazda MX5	1600	M	9	18:59.355	1 Lap	2:01.194	8	2:03.394

Announcements

New Track Record (1:48.074) for NSSC Sports/Sal. (M) by James McCANN.

Car No.217 - No working transponder - Please fix before 2nd Race or risk being untimed

Margin of Victory	Avg. Speed	Best Lap Tm	Best Speed	Best Lap by
57.980	79.982	1:35.612	81.818	44 - Michael CUTT

Clerk of the Course

Orbits

Sig : Time :
Chief Timekeeper : Ian Sharp (SMART Timing)
Results available at www.smart-timing.co.uk and www.speedhive.com



DDMC Battle of Britain meeting

DDMC Northern Sports & Saloons Cars Championship - B, C, D & Madwell Park 2.173 miles

Race 5 - 1st Race

19/08/2023 16:25

Race (15:00 and 1 Laps) started at 16:23:15

Lap	Time of Day	Lap Tm	SFSpd
(44) Michael CUTT			
1	16:24:59.693	1:41.849	110.2
2	16:26:37.026	1:37.333	110.4
3	16:28:13.147	1:36.121	111.3
4	16:29:49.376	1:36.229	110.0
5	16:31:27.921	1:38.545	109.8
6	16:33:05.342	1:37.421	110.2
7	16:34:44.382	1:39.040	109.8
8	16:36:20.180	1:35.798	110.2
9	16:37:59.624	1:39.444	110.6
10	16:39:35.614	1:35.990	109.5
11	16:41:11.226	1:35.612	111.1

(89) Daniel KELL			
1	16:25:04.304	1:46.132	103.2
2	16:26:45.973	1:41.669	98.0
3	16:28:27.821	1:41.848	97.7
4	16:30:09.881	1:42.060	96.6
5	16:31:52.623	1:42.742	101.5
6	16:33:35.382	1:42.759	101.4
7	16:35:19.423	1:44.041	99.3
8	16:37:02.354	1:42.931	102.5
9	16:38:43.997	1:41.643	103.7
10	16:40:26.481	1:42.484	103.6
11	16:42:09.206	1:42.725	99.0

(31) Gary BOWERS			
1	16:25:03.279	1:44.805	105.0
2	16:26:44.634	1:41.355	104.5
3	16:28:25.061	1:40.427	105.7
4	16:30:05.971	1:40.910	103.7
5	16:31:48.316	1:42.345	104.5
6	16:33:29.415	1:41.099	104.7
7	16:35:13.106	1:43.691	104.9
8	16:36:58.378	1:45.272	92.8
9	16:38:42.978	1:44.600	103.9
10	16:40:25.843	1:42.865	104.0
11	16:42:09.606	1:43.763	104.2

(1) Mike WILLIAMSON			
1	16:25:02.112	1:44.549	110.0
2	16:26:42.237	1:40.125	110.6
3	16:28:23.417	1:41.180	107.9
4	16:30:03.922	1:40.505	106.9
5	16:31:45.962	1:42.040	105.3
6	16:33:28.039	1:42.077	104.7
7	16:35:12.494	1:44.455	107.2
8	16:36:58.149	1:45.655	90.9
9	16:38:42.580	1:44.431	104.5
10	16:40:31.207	1:48.627	93.9
11	16:42:24.706	1:53.499	86.6

(87) Stephen KELL			
1	16:25:06.061	1:46.609	105.3
2	16:26:48.528	1:42.467	105.7
3	16:28:32.283	1:43.755	103.2
4	16:30:15.633	1:43.350	99.6
5	16:32:02.149	1:46.516	100.8
6	16:33:47.766	1:45.617	104.5
7	16:35:30.934	1:43.168	106.5
8	16:37:15.195	1:44.261	107.0
9	16:38:59.719	1:44.524	108.8
10	16:40:43.200	1:43.481	107.4
11	16:42:26.064	1:42.864	112.0

(88) Martin WHITEHOUSE			
1	16:25:09.364	1:49.715	99.0
2	16:26:56.877	1:47.513	97.7
3	16:28:39.866	1:42.989	99.0
4	16:30:22.499	1:42.633	98.7
5	16:32:05.833	1:43.334	97.7
6	16:33:49.535	1:43.702	99.0
7	16:35:31.888	1:42.353	99.6

(43) Sam COWBURN			
8	16:37:15.728	1:43.840	99.9
9	16:39:00.449	1:44.721	98.4
10	16:40:44.020	1:43.571	98.1
11	16:42:27.161	1:43.141	94.8

(13) James McCANN			
1	16:25:08.948	1:49.815	94.8
2	16:26:52.683	1:43.735	93.3
3	16:28:37.895	1:45.212	94.4
4	16:30:22.061	1:44.166	93.2
5	16:32:07.245	1:45.184	94.4
6	16:33:51.497	1:44.252	94.4
7	16:35:35.439	1:43.942	93.6
8	16:37:20.357	1:44.918	94.5
9	16:39:05.002	1:44.645	93.7
10	16:40:48.661	1:43.659	93.2
11	16:42:33.805	1:45.144	90.1

(123) Stephen REECE			
1	16:25:11.380	1:51.495	90.6
2	16:26:58.570	1:47.190	93.1
3	16:28:45.344	1:46.774	92.8
4	16:30:32.333	1:46.989	91.7
5	16:32:18.814	1:46.481	91.7
6	16:34:05.779	1:46.965	92.9
7	16:35:51.989	1:46.210	93.2
8	16:37:37.376	1:45.387	93.6
9	16:39:22.526	1:45.150	93.5
10	16:41:07.648	1:45.122	93.5
11	16:42:52.266	1:44.618	93.7

(57) Phil JORDAN			
1	16:25:12.720	1:52.367	93.1
2	16:26:59.985	1:47.265	96.3
3	16:28:47.520	1:47.535	95.2
4	16:30:34.163	1:46.643	96.6
5	16:32:19.802	1:45.639	95.9
6	16:34:06.122	1:46.320	97.4
7	16:35:52.454	1:46.332	97.7
8	16:37:38.070	1:45.616	97.3
9	16:39:23.275	1:45.205	97.1
10	16:41:08.750	1:45.475	95.2
11	16:42:52.706	1:43.956	96.8

(21) Steven SOMERVILLE			
1	16:27:05.082	1:49.644	
2	16:28:53.785	1:48.703	
3	16:30:42.972	1:49.187	
4	16:32:32.507	1:49.535	
5	16:34:21.667	1:49.160	
6	16:36:10.425	1:48.758	
7	16:37:59.623	1:49.198	
8	16:39:48.641	1:49.018	
9	16:41:38.395	1:49.754	

(11) Madeline HUBEL			
1	16:25:19.229	1:57.753	96.1
2	16:27:08.258	1:49.029	96.0
3	16:28:57.707	1:49.449	96.0
4	16:30:47.358	1:49.651	95.6
5	16:32:36.039	1:48.681	95.7
6	16:34:25.264	1:49.225	96.4
7	16:36:13.554	1:48.290	95.5
8	16:38:02.792	1:49.238	97.1
9	16:39:49.275	1:46.483	96.1
10	16:41:38.589	1:49.314	84.4

(55) Tom BOWES			
1	16:25:20.072	1:58.648	98.5
2	16:27:11.140	1:51.068	98.5
3	16:29:00.908	1:49.768	99.0
4	16:30:49.654	1:48.746	99.1
5	16:32:37.433	1:47.779	99.7
6	16:34:26.632	1:49.199	98.8

(13) James McCANN			
7	16:36:15.207	1:48.575	99.0
8	16:38:03.956	1:48.749	100.2
9	16:39:50.314	1:46.358	99.0
10	16:41:39.173	1:48.859	100.5

(68) Stephen ROBINSON			
1	16:25:15.881	1:55.035	85.9
2	16:27:06.051	1:50.170	86.4
3	16:28:56.242	1:50.191	85.6
4	16:30:46.429	1:48.659	85.3
5	16:32:35.052	1:48.623	84.2
6	16:34:24.607	1:49.555	85.3
7	16:36:12.681	1:48.074	85.5
8	16:38:02.934	1:50.253	85.5
9	16:39:52.641	1:49.707	84.0
10	16:41:41.446	1:48.805	85.5

(10) Paul LIGHTBURN			
1	16:25:17.576	1:56.607	100.2
2	16:27:07.545	1:49.969	99.9
3	16:28:56.835	1:49.290	100.9
4	16:30:44.300	1:47.465	98.4
5	16:32:31.255	1:46.955	100.0
6	16:34:18.273	2:13.018	95.6
7	16:36:05.508	1:51.235	97.8
8	16:37:52.936	1:50.428	97.5
9	16:39:40.663	1:48.626	84.8
10	16:41:28.167	1:48.504	81.9

(77) Luke BOWERS			
1	16:25:24.133	2:00.334	88.0
2	16:27:19.728	1:55.595	88.3
3	16:29:15.212	1:55.484	88.9
4	16:31:10.380	1:55.168	87.2
5	16:33:04.545	1:54.165	87.8
6	16:35:01.934	1:57.389	85.5
7	16:36:57.931	1:55.997	87.6
8	16:38:50.870	1:52.939	86.9
9	16:40:43.601	1:52.731	88.1
10	16:42:36.180	1:52.579	87.5

(53) Stephen REED			
1	16:25:22.059	1:59.800	85.2
2	16:27:17.642	1:55.583	82.7
3	16:29:13.281	1:55.639	84.6
4	16:31:08.326	1:55.045	83.3
5	16:33:03.376	1:55.050	83.1
6	16:35:01.525	1:58.149	83.9
7	16:36:58.494	1:56.969	80.0
8	16:38:54.159	1:55.665	82.0
9	16:40:51.780	1:57.621	82.4
10	16:42:47.753	1:55.973	81.4

(25) John ARMSTRONG			
1	16:25:22.791	2:00.187	89.2
2	16:27:18.980	1:56.189	89.5
3	16:29:14.633	1:55.653	89.5
4	16:31:09.151	1:54.518	89.7
5	16:33:03.544	1:54.393	

DDMC Battle of Britain meeting

DDMC Northern Sports & Saloons Cars Championship - B, C, D & Madwell Park 2.173 miles

Race 5 - 1st Race

19/08/2023 16:25

Race (15:00 and 1 Laps) started at 16:23:15

Lap	Time of Day	Lap Tm	SFSpd	Lap	Time of Day	Lap Tm	SFSpd	Lap	Time of Day	Lap Tm	SFSpd
9	16:41:15.266	1:59.214	88.5								
(188) Brian JUKES											
1	16:25:31.798	2:07.271	87.2								
2	16:27:30.599	1:58.801	87.5								
3	16:29:28.776	1:58.177	85.8								
4	16:31:26.676	1:57.900	86.4								
5	16:33:25.108	1:58.432	86.4								
6	16:35:24.904	1:59.796	86.7								
7	16:37:24.780	1:59.876	87.2								
8	16:39:22.172	1:57.392	81.0								
9	16:41:22.630	2:00.458	80.2								
(82) Stephen HORNER											
1	16:25:31.757	2:07.710	80.5								
2	16:27:37.630	2:05.873	79.2								
3	16:29:45.146	2:07.516	78.2								
4	16:31:53.358	2:08.212	78.9								
5	16:34:01.397	2:08.039	79.5								
6	16:36:04.791	2:03.394	80.4								
7	16:38:09.763	2:04.972	80.7								
8	16:40:10.957	2:01.194	79.5								
9	16:42:14.710	2:03.753	81.1								
(78) Alex PRENTICE											
1	16:25:08.216	1:48.779									

Clerk of the Course

Orbits

Sig : Time :
Chief Timekeeper : Ian Sharp (SMART Timing)
Results available at www.smart-timing.co.uk and www.speedhive.com

DDMC Battle of Britain meeting


Lapchart

DDMC Northern Sports & Saloons Cars Championship - B, C, D & Madwell Park 2.173 miles

Race 5 - 1st Race

19/08/2023 16:25

Race (15:00 and 1 Laps) started at 16:23:15



Competitors	Laps											
	0	1	2	3	4	5	6	7	8	9	10	11
Mike WILLIAMSON (1)	1	44	44	44	44	44	44	44	44	44	44	44
Michael CUTT (44)	2	44	1	1	1	1	1	1	1	1	31	89
Daniel KELL (89)	3	89	31	31	31	31	31	31	31	31	89	31
Gary BOWERS (31)	4	31	89	89	89	89	89	89	89	89	1	1
Sam COWBURN (43)	5	43	87	87	87	87	87	87	87	87	87	87
Alex PRENTICE (78)	6	78	78	43	43	43	88	88	88	88	88	88
Stephen KELL (87)	7	87	43	88	88	88	43	43	43	43	43	43
Martin WHITEHOUSE (88)	8	88	88	123	123	123	123	123	123	123	123	123
Stephen REECE (123)	9	123	123	57	57	57	57	57	57	57	57	57
Phil JORDAN (57)	10	57	57	68	68	10	10	13	13	11	11	11
James McCANN (13)	11	13	68	13	10	68	13	68	11	13	55	55
Stephen ROBINSON (68)	12	68	13	10	11	13	68	11	55	55	13	13
Paul LIGHTBURN (10)	13	10	10	11	13	11	11	55	68	68	68	68
Tom BOWES (55)	14	55	11	55	55	55	55	10	10	10	10	10
Madeline HUBEL (11)	15	11	55	53	53	53	53	53	77	77	77	77
Stephen REED (53)	16	53	53	25	25	25	25	77	53	53	53	53
John ARMSTRONG (25)	17	25	25	77	77	77	77	25	25	25	25	25
Luke BOWERS (77)	18	77	77	188	188	188	188	188	188	188	188	188
Stephen HORNER (82)	19	82	82	82	82	82	82	217	217	217	217	217
Brian JUKES (188)	20	188	188	217	217	217	217	82	82	82	82	82
Steven SOMERVILLE (217)	21	217	217	217	217	217	217	217	217	217	217	217

Clerk of the Course Orbits

Sig : Time :
 Chief Timekeeper : Ian Sharp (SMART Timing)
 Results available at www.smart-timing.co.uk and www.speedhive.com
 Printed: 19/08/2023 16:45:52



**DDMC Battle of Britain meeting****Sorted on Laps**

PI FSRA Sidecars

Cadwell Park 2.173 miles

Race 6 - 2nd Race

19/08/2023 16:55

Race (8 Laps) started at 16:59:51

Pos	No.	Name	Make/Model	CC	Class	Laps	Total Tm	Diff	Best Tm	In Lap	2nd Best
1	9	G FAIRHURST / B ANDREWS	Windle Kawasaki	900	F1	8	14:57.946		1:46.884	2	1:49.272
2	18	M BEST / M EASTELL			Gue	8	15:21.918	23.972	1:52.761	4	1:52.948
3	14	M BURNS / S WINFROW			F1	8	15:33.564	35.618	1:52.865	2	1:54.792
4	56	R GILROY / C SMYTH			F2	8	15:37.823	39.877	1:54.272	5	1:54.442
5	54	D QUIRK / S REEVES	Bellas Vincent	1272	Gue	8	15:39.893	41.947	1:56.285	2	1:56.527
6	88	J STEPHENSON / A MASON	Suzuki	100	F1	8	15:41.782	43.836	1:55.372	3	1:56.218
7	30	R BUTLER / J SAUNDERS	Ireson F2	600	Gue	8	15:47.575	49.629	1:56.309	5	1:57.073
8	7	A PEARSON / B PEARSON			Gue	8	15:53.019	55.073	1:56.600	2	1:57.669
9	181	D TIBBLES / R GREENWOOD	DDR Yamaha	1100	F1	8	15:56.692	58.746	1:56.972	4	1:57.504
10	127	G McMAHON / M RANSON	Shelbourne Suzuki	600	F1	8	15:57.786	59.840	1:57.668	3	1:57.735
11	32	G KNIGHT / S KNIGHT	Yamaha GSR	600	F2	8	16:18.656	1:20.710	1:58.183	4	1:58.614
12	967	G HODGSON / D HODGSON	Shelbourne	600	F2	7	15:11.488	1 Lap	2:05.201	3	2:05.573
13	188	B JUKES / J MILLER	Baker Suzuki	600	Gue	7	15:42.550	1 Lap	2:11.347	6	2:12.589
14	156	J TYRRELL / J THOMAS	Thundercat	600	F2	7	17:12.378	1 Lap	2:23.207	1	2:23.932
Not classified											
DNF	97	B DAWSON / M SIMS	LCR Honda	600	Gue	2	3:34.620	DNF	1:43.384	2	1:49.140
DNF	908	S WOOLCOT / T SAVILLE	Derbyshire	600	F2		6.284	DNF		0	
DNS	16	D SALLEH / J FAIRHURST	Ireson Yam T'Cat	599	F2			DNS		0	
DNS	146	R SAUNDERS / G PYMM			Gue			DNS		0	
DNS	37	C MORPHET / W REILLY	LCR Honda	600	Gue			DNS		0	

Announcements

New Track Record (1:46.884) for FSRA PI F1 by G FAIRHURST / B ANDREWS.

New Track Record (1:54.272) for FSRA PI F2 by R GILROY / C SMYTH.

Margin of Victory	Avg. Speed	Best Lap Tm	Best Speed	Best Lap by
23.972	69.695	1:43.384	75.667	97 - B DAWSON / M SIMS

Clerk of the Course**Orbits**

Sig : Time :
 Chief Timekeeper : Ian Sharp (SMART Timing)
 Results available at www.smart-timing.co.uk and www.speedhive.com



**DDMC Battle of Britain meeting****Sorted on Laps**

PI FSRA Sidecars

Cadwell Park 2.173 miles

Race 6 - 2nd Race

19/08/2023 16:55

Race (8 Laps) started at 16:59:51

Pos	No.	Name	Make/Model	CC	Class	Laps	Total Tm	Diff	Best Tm	In Lap	2nd Best
-----	-----	------	------------	----	-------	------	----------	------	---------	--------	----------

FSRA PI F1

1	9	G FAIRHURST / B ANDREWS	Windle Kawasaki	900	F1	8	14:57.946		1:46.884	2	1:49.272
2	14	M BURNS / S WINFROW			F1	8	15:33.564	35.618	1:52.865	2	1:54.792
3	88	J STEPHENSON / A MASON	Suzuki	100	F1	8	15:41.782	43.836	1:55.372	3	1:56.218
4	181	D TIBBLES / R GREENWOOD	DDR Yamaha	1100	F1	8	15:56.692	58.746	1:56.972	4	1:57.504
5	127	G McMAHON / M RANSON	Shelbourne Suzuki	600	F1	8	15:57.786	59.840	1:57.668	3	1:57.735

FSRA PI F2

1	56	R GILROY / C SMYTH			F2	8	15:37.823		1:54.272	5	1:54.442
2	32	G KNIGHT / S KNIGHT	Yamaha GSR	600	F2	8	16:18.656	40.833	1:58.183	4	1:58.614
3	967	G HODGSON / D HODGSON	Shelbourne	600	F2	7	15:11.488	1 Lap	2:05.201	3	2:05.573
4	156	J TYRRELL / J THOMAS	Thundercat	600	F2	7	17:12.378	1 Lap	2:23.207	1	2:23.932

Not classified

DNF	908	S WOOLCOT / T SAVILLE	Derbyshire	600	F2		6.284	DNF		0	
DNS	16	D SALLEH / J FAIRHURST	Ireson Yam T'Cat	599	F2			DNS		0	

FSRA PI Guest

1	18	M BEST / M EASTELL			Gue	8	15:21.918		1:52.761	4	1:52.948
2	54	D QUIRK / S REEVES	Bellas Vincent	1272	Gue	8	15:39.893	17.975	1:56.285	2	1:56.527
3	30	R BUTLER / J SAUNDERS	Ireson F2	600	Gue	8	15:47.575	25.657	1:56.309	5	1:57.073
4	7	A PEARSON / B PEARSON			Gue	8	15:53.019	31.101	1:56.600	2	1:57.669
5	188	B JUKES / J MILLER	Baker Suzuki	600	Gue	7	15:42.550	1 Lap	2:11.347	6	2:12.589

Not classified

DNF	97	B DAWSON / M SIMS	LCR Honda	600	Gue	2	3:34.620	DNF	1:43.384	2	1:49.140
DNS	146	R SAUNDERS / G PYMM			Gue			DNS		0	
DNS	37	C MORPHET / W REILLY	LCR Honda	600	Gue			DNS		0	

Announcements

New Track Record (1:46.884) for FSRA PI F1 by G FAIRHURST / B ANDREWS.

New Track Record (1:54.272) for FSRA PI F2 by R GILROY / C SMYTH.

Margin of Victory	Avg. Speed	Best Lap Tm	Best Speed	Best Lap by
23.972	69.695	1:43.384	75.667	97 - B DAWSON / M SIMS

Clerk of the Course**Orbits**

Sig : Time :

Chief Timekeeper : Ian Sharp (SMART Timing)

Results available at www.smart-timing.co.uk and www.speedhive.com

Printed: 19/08/2023 17:18:11





DDMC Battle of Britain meeting

PI FSRA Sidecars

Cadwell Park 2.173 miles

Race 6 - 2nd Race

19/08/2023 16:55

Race (8 Laps) started at 16:59:51

Lap	Time of Day	Lap Tm	SFSpd
(9) G FAIRHURST / B ANDREWS			
1	17:01:45.194	1:51.097	104.5
2	17:03:32.078	1:46.884	104.7
3	17:05:21.350	1:49.272	103.1
4	17:07:13.649	1:52.299	102.8
5	17:09:06.937	1:53.288	98.3
6	17:11:00.733	1:53.796	99.0
7	17:12:55.160	1:54.427	98.5
8	17:14:49.470	1:54.310	93.9

Lap	Time of Day	Lap Tm	SFSpd
(18) M BEST / M EASTELL			
1	17:01:55.834	2:01.018	105.8
2	17:03:52.666	1:56.832	111.1
3	17:05:46.458	1:53.792	111.7
4	17:07:39.219	1:52.761	110.7
5	17:09:32.167	1:52.948	111.1
6	17:11:26.538	1:54.371	110.2
7	17:13:19.605	1:53.067	107.7
8	17:15:13.442	1:53.837	108.1

Lap	Time of Day	Lap Tm	SFSpd
(14) M BURNS / S WINFROW			
1	17:01:49.096	1:54.942	105.3
2	17:03:41.961	1:52.865	104.4
3	17:05:36.753	1:54.792	104.7
4	17:07:33.363	1:56.610	102.9
5	17:09:31.417	1:58.054	99.0
6	17:11:29.811	1:58.394	101.5
7	17:13:25.765	1:55.954	101.5
8	17:15:25.088	1:59.323	101.1

Lap	Time of Day	Lap Tm	SFSpd
(56) R GILROY / C SMYTH			
1	17:01:59.745	1:59.668	98.3
2	17:03:56.984	1:57.239	101.4
3	17:05:52.127	1:55.143	100.8
4	17:07:49.018	1:56.891	98.7
5	17:09:43.290	1:54.272	96.4
6	17:11:39.328	1:56.038	99.3
7	17:13:34.905	1:55.577	95.5
8	17:15:29.347	1:54.442	96.6

Lap	Time of Day	Lap Tm	SFSpd
(54) D QUIRK / S REEVES			
1	17:01:53.446	1:58.764	93.3
2	17:03:49.731	1:56.285	92.8
3	17:05:46.258	1:56.527	93.5
4	17:07:42.968	1:56.710	93.7
5	17:09:40.623	1:57.655	92.4
6	17:11:37.614	1:56.991	91.3
7	17:13:34.451	1:56.837	93.5
8	17:15:31.417	1:56.966	94.4

Lap	Time of Day	Lap Tm	SFSpd
(88) J STEPHENSON / A MASON			
1	17:01:57.113	2:01.984	104.4
2	17:03:53.394	1:56.281	105.2
3	17:05:48.766	1:55.372	105.0
4	17:07:44.984	1:56.218	104.4
5	17:09:42.010	1:57.026	100.8
6	17:11:39.080	1:57.070	99.3
7	17:13:35.879	1:56.799	105.3
8	17:15:33.306	1:57.427	99.6

Lap	Time of Day	Lap Tm	SFSpd
(30) R BUTLER / J SAUNDERS			
1	17:01:54.786	1:59.633	102.6
2	17:03:52.306	1:57.520	101.8
3	17:05:51.840	1:59.534	101.7
4	17:07:50.310	1:58.470	101.7
5	17:09:46.619	1:56.309	100.5
6	17:11:44.659	1:58.040	97.8
7	17:13:41.732	1:57.073	100.2
8	17:15:39.099	1:57.367	100.3

Lap	Time of Day	Lap Tm	SFSpd
(7) A PEARSON / B PEARSON			
1	17:01:58.990	2:03.246	100.5
2	17:03:55.590	1:56.600	97.7

Lap	Time of Day	Lap Tm	SFSpd
3	17:05:53.467	1:57.877	97.5
4	17:07:51.471	1:58.004	96.0
5	17:09:49.593	1:58.122	97.7
6	17:11:47.343	1:57.750	96.1
7	17:13:45.012	1:57.669	94.0
8	17:15:44.543	1:59.531	92.2

Lap	Time of Day	Lap Tm	SFSpd
(181) D TIBBLES / R GREENWOOD			
1	17:01:55.701	2:00.168	99.7
2	17:03:54.218	1:58.517	100.0
3	17:05:51.722	1:57.504	97.7
4	17:07:48.694	1:56.972	99.1
5	17:09:49.085	2:00.391	96.1
6	17:11:50.752	2:01.667	95.2
7	17:13:49.798	1:59.046	95.2
8	17:15:48.216	1:58.418	95.1

Lap	Time of Day	Lap Tm	SFSpd
(127) G McMAHON / M RANSON			
1	17:01:59.335	2:03.895	104.5
2	17:03:58.114	1:58.779	97.8
3	17:05:55.782	1:57.668	104.9
4	17:07:53.517	1:57.735	104.9
5	17:09:51.508	1:57.991	99.6
6	17:11:51.762	2:00.254	97.1
7	17:13:51.248	1:59.486	96.8
8	17:15:49.310	1:58.062	96.7

Lap	Time of Day	Lap Tm	SFSpd
(32) G KNIGHT / S KNIGHT			
1	17:01:58.270	2:01.809	97.8
2	17:03:56.884	1:58.614	97.4
3	17:05:56.154	1:59.270	99.6
4	17:07:54.337	1:58.183	99.4
5	17:09:54.260	1:59.923	88.5
6	17:12:00.124	2:05.864	85.8
7	17:14:05.206	2:05.082	88.1
8	17:16:10.180	2:04.974	83.3

Lap	Time of Day	Lap Tm	SFSpd
(967) G HODGSON / D HODGSON			
1	17:02:02.743	2:05.907	93.6
2	17:04:08.316	2:05.573	91.2
3	17:06:13.517	2:05.201	90.0
4	17:08:21.114	2:07.597	88.0
5	17:10:32.338	2:11.224	90.8
6	17:12:47.042	2:14.704	85.5
7	17:15:03.012	2:15.970	74.4

Lap	Time of Day	Lap Tm	SFSpd
(188) B JUKES / J MILLER			
1	17:02:15.009	2:15.988	88.0
2	17:04:29.073	2:14.064	92.3
3	17:06:41.662	2:12.589	92.3
4	17:08:54.476	2:12.814	90.0
5	17:11:08.343	2:13.867	93.6
6	17:13:19.690	2:11.347	86.5
7	17:15:34.074	2:14.384	84.9

Lap	Time of Day	Lap Tm	SFSpd
(156) J TYRRELL / J THOMAS			
1	17:02:21.549	2:23.207	73.1
2	17:04:48.477	2:26.928	71.2
3	17:07:15.874	2:27.397	70.3
4	17:09:44.126	2:28.252	71.5
5	17:12:10.614	2:26.488	69.5
6	17:14:39.970	2:29.356	71.3
7	17:17:03.902	2:23.932	71.8

Lap	Time of Day	Lap Tm	SFSpd
(97) B DAWSON / M SIMS			
1	17:01:42.760	1:49.140	106.4
2	17:03:26.144	1:43.384	107.2

Clerk of the Course

Sig : Time :
 Chief Timekeeper : Ian Sharp (SMART Timing)
 Results available at www.smart-timing.co.uk and www.speedhive.com

Printed: 19/08/2023 17:19:06

Orbits





DDMC Battle of Britain meeting

Lapchart

PI FSRA Sidecars

Cadwell Park 2.173 miles

Race 6 - 2nd Race

19/08/2023 16:55

Race (8 Laps) started at 16:59:51

Competitors	Laps									
	0	1	2	3	4	5	6	7	8	
B DAWSON / M SIMS (97)	1	97	97	97	9	9	9	9	9	9
G FAIRHURST / B ANDREWS (9)	2	9	9	9	14	14	14	18	18	18
M BURNS / S WINFROW (14)	3	14	14	14	54	18	18	14	14	14
D QUIRK / S REEVES (54)	4	54	54	54	18	54	54	54	54	56
M BEST / M EASTELL (18)	5	18	30	30	88	88	88	88	56	54
J STEPHENSON / A MASON (88)	6	88	181	18	181	181	56	56	88	88
R BUTLER / J SAUNDERS (30)	7	30	18	88	30	56	30	30	30	30
G McMAHON / M RANSON (127)	8	127	88	181	56	30	181	7	7	7
D TIBBLES / R GREENWOOD (181)	9	181	32	7	7	7	7	181	181	181
A PEARSON / B PEARSON (7)	10	7	7	32	127	127	127	127	127	127
G KNIGHT / S KNIGHT (32)	11	32	127	56	32	32	32	32	32	32
G HODGSON / D HODGSON (967)	12	967	56	127	967	967	967	967	967	967
S WOOLCOT / T SAVILLE (908)	13	908	967	967	188	188	188	188	188	188
J TYRRELL / J THOMAS (156)	14	156	188	188	156	156	156	156	156	156
B JUKES / J MILLER (188)	15	188	156	156						
R GILROY / C SMYTH (56)	16	56								
-	17									
-	18									
-	19									

Clerk of the Course

Orbits

Sig : Time :
 Chief Timekeeper : Ian Sharp (SMART Timing)
 Results available at www.smart-timing.co.uk and www.speedhive.com
 Printed: 19/08/2023 17:19:28





DDMC Battle of Britain meeting

PI FSRA Sidecars

Cadwell Park 2.173 miles

Race 9 - 3rd Race

20/08/2023 12:30

Race (8 Laps)

POLE POSITION

2	18 M BEST / M EASTELL
4	56 R GILROY / C SMYTH
6	88 J STEPHENSON / A MASON
8	7 A PEARSON / B PEARSON
10	127 G McMAHON / M RANSON
12	967 G HODGSON / D HODGSON
14	156 J TYRRELL / J THOMAS
16	908 S WOOLCOT / T SAVILLE
18	146 R SAUNDERS / G PYMM

1	9 G FAIRHURST / B ANDREWS
3	14 M BURNS / S WINFROW
5	54 D QUIRK / S REEVES
7	30 R BUTLER / J SAUNDERS
9	181 D TIBBLES / R GREENWOOD
11	32 G KNIGHT / S KNIGHT
13	188 B JUKES / J MILLER
15	97 B DAWSON / M SIMS
17	16 D SALLEH / J FAIRHURST
19	37 C MORPHET / W REILLY

1
2
3
4
5
6
7
8
9
10

Clerk of the Course

Orbits

Sig : Time :
 Chief Timekeeper : Ian Sharp (SMART Timing)
 Results available at www.smart-timing.co.uk and www.speedhive.com



DDMC Battle of Britain meeting**Sorted on best lap time**

SMRC Citroen C1 Cup

Cadwell Park 2.173 miles

Warm Up

20/08/2023 10:00

Practice (15:00 Time) started at 10:01:18

Pos	No.	Name	Make/Model	CC	Class	C Laps	Best Tm	Diff	Best Speed	2nd Best
1	529	James HITCHEN	Citroen C1	1000	C1N	8	1:58.202		66.182	1:58.212
2	51	Murray SCOTT	Citroen C1	1000	C1N	8	1:58.372	0.170	66.087	1:58.667
3	1	Sam CORSON	Citroen C1	1000	C1	7	1:58.497	0.295	66.017	1:59.683
4	23	Thomas COMBER	Citroen C1	1000	C1	8	1:58.574	0.372	65.974	1:58.883
5	598	Daniel KELL	Citroen C1	1000	Gue	6	1:58.745	0.543	65.879	1:58.766
6	117	Marc NISBET	Citroen C1	1000	C1N	5	1:59.275	1.073	65.586	1:59.522
7	24	Ayden WILSON	Citroen C1	1000	C1N	7	1:59.327	1.125	65.558	1:59.442
8	99	Dan MARTIN	Citroen C1	1000	C1	5	1:59.515	1.313	65.455	2:00.415
9	70	Andrew DAVIDSON	Citroen C1	1000	C1	7	1:59.729	1.527	65.338	1:59.837
10	684	Ralph STURROCK	Citroen C1	1000	C1N	8	1:59.745	1.543	65.329	1:59.896
11	110	Calum CONWAY	Citroen C1	1000	C1	5	2:00.047	1.845	65.164	2:01.081
12	88	Henry GILLIESPIE	Citroen C1	1000	C1N	7	2:01.471	3.269	64.401	2:01.992
13	89	Ross DUNN	Citroen C1	1000	C1	6	2:01.695	3.493	64.282	2:02.009
14	470	Katrina GRAY	Citroen C1	1000	C1	7	2:02.774	4.572	63.717	2:03.028
15	460	John PROCTOR	Citroen C1	1000	C1	7	2:06.052	7.850	62.060	2:06.358

Clerk of the Course

Orbits

Sig : Time :
Chief Timekeeper : Ian Sharp (SMART Timing)
Results available at www.smart-timing.co.uk and www.speedhive.com

Printed: 20/08/2023 10:19:20

DDMC Battle of Britain meeting

SMRC Citroen C1 Cup

Cadwell Park 2.173 miles

Warm Up

20/08/2023 10:00

Practice (15:00 Time) started at 10:01:18

Lap	Time of Day	Lap Tm	SFSpd
(529) James HITCHEN			
1	10:03:52.108	2:00.732	73.7
2	10:05:51.098	1:58.990	73.3
3	10:07:50.694	1:59.596	68.6
4	10:09:52.445	2:01.751	74.6
5	10:11:51.503	1:59.058	75.0
6	10:13:49.705	1:58.202	73.7
7	10:15:47.917	1:58.212	73.8
8	10:17:46.366	1:58.449	73.6

(51) Murray SCOTT			
1	10:03:53.546	2:02.785	74.8
2	10:05:52.908	1:59.362	74.7
3	10:07:51.757	1:58.849	74.4
4	10:09:51.658	1:59.901	74.0
5	10:11:51.045	1:59.387	74.2
6	10:13:51.082	2:00.037	74.9
7	10:15:49.454	1:58.372	74.9
8	10:17:48.121	1:58.667	74.6

(1) Sam CORSON			
1	10:04:34.724	2:24.895	75.8
2	10:06:39.826	2:05.102	75.4
3	10:08:44.132	2:04.306	75.6
4	10:10:44.152	2:00.020	76.7
5	10:12:43.835	1:59.683	76.1
6	10:14:44.952	2:01.117	74.6
7	10:16:43.449	1:58.497	74.9

(23) Thomas COMBER			
1	10:04:20.411	2:05.491	74.9
2	10:06:19.294	1:58.883	75.7
3	10:08:20.234	2:00.940	74.6
4	10:10:18.808	1:58.574	74.9
5	10:12:18.252	1:59.444	74.2
6	10:14:18.075	1:59.823	74.2
7	10:16:17.300	1:59.225	74.2
8	10:18:16.228	1:58.928	74.2

(598) Daniel KELL			
1	10:03:57.743	2:00.902	74.3
2	10:05:57.147	1:59.404	74.2
3	10:07:56.104	1:58.957	74.4
4	10:09:54.849	1:58.745	74.1
5	10:11:54.137	1:59.288	74.2
6	10:13:52.903	1:58.766	74.5

(117) Marc NISBET			
1	10:04:27.658	2:06.620	75.5
2	10:06:31.562	2:03.904	74.7
3	10:08:30.837	1:59.275	75.1
4	10:10:30.359	1:59.522	75.4
5	10:12:32.970	2:02.611	54.0

(24) Ayden WILSON			
1	10:04:17.514	2:05.687	74.3
2	10:06:17.157	1:59.643	74.5
3	10:08:17.762	2:00.605	74.3
4	10:10:17.738	1:59.976	73.9
5	10:12:19.226	2:01.488	74.5
6	10:14:18.553	1:59.327	75.3
7	10:16:17.995	1:59.442	75.1

(99) Dan MARTIN			
1	10:04:19.321	2:08.374	74.3
2	10:06:18.836	1:59.515	75.1
3	10:08:22.586	2:03.750	75.2
4	10:10:23.001	2:00.415	74.4
5	10:12:36.506	2:13.505	73.8

(70) Andrew DAVIDSON			
1	10:04:27.118	2:10.232	75.0
2	10:06:29.651	2:02.533	74.1

Lap	Time of Day	Lap Tm	SFSpd
3	10:08:30.075	2:00.424	74.9
4	10:10:29.912	1:59.837	74.9
5	10:12:30.151	2:00.239	74.2
6	10:14:30.675	2:00.524	74.2
7	10:16:30.404	1:59.729	74.5

(684) Ralph STURROCK			
1	10:04:02.706	2:02.807	74.4
2	10:06:03.404	2:00.698	74.3
3	10:08:04.017	2:00.613	74.2
4	10:10:04.114	2:00.097	74.0
5	10:12:04.010	1:59.896	74.1
6	10:14:04.469	2:00.459	74.3
7	10:16:04.479	2:00.010	74.1
8	10:18:04.224	1:59.745	73.7

(110) Calum CONWAY			
1	10:04:28.431	2:04.596	74.7
2	10:06:43.517	2:15.086	72.9
3	10:08:44.816	2:01.299	74.6
4	10:10:44.863	2:00.047	74.9
5	10:12:45.944	2:01.081	74.8

(88) Henry GILLIESPIE			
1	10:04:32.837	2:10.285	75.4
2	10:06:36.587	2:03.750	76.0
3	10:08:40.084	2:03.497	73.8
4	10:10:42.076	2:01.992	74.4
5	10:12:43.547	2:01.471	74.6
6	10:14:46.397	2:02.850	75.3
7	10:16:53.766	2:07.369	74.6

(89) Ross DUNN			
1	10:04:32.568	2:11.967	73.7
2	10:06:36.395	2:03.827	74.5
3	10:08:40.364	2:03.969	70.2
4	10:10:43.945	2:03.581	74.6
5	10:12:45.640	2:01.695	74.0
6	10:14:47.649	2:02.009	74.5

(470) Katrina GRAY			
1	10:04:26.924	2:13.480	73.5
2	10:06:31.371	2:04.447	73.7
3	10:08:35.944	2:04.573	72.9
4	10:10:38.718	2:02.774	72.5
5	10:12:41.746	2:03.028	73.3
6	10:14:46.155	2:04.409	73.1
7	10:16:52.544	2:06.389	73.5

(460) John PROCTOR			
1	10:04:09.086	2:09.193	73.3
2	10:06:16.122	2:07.036	73.4
3	10:08:22.174	2:06.052	74.2
4	10:10:28.532	2:06.358	73.7
5	10:12:37.376	2:08.844	73.4
6	10:14:45.018	2:07.642	70.9
7	10:16:51.534	2:06.516	73.8

Clerk of the Course

Orbits

Sig : Time :
 Chief Timekeeper : Ian Sharp (SMART Timing)
 Results available at www.smart-timing.co.uk and www.speedhive.com



RACE WITH RESPECT

DDMC Battle of Britain meeting

Sorted on best lap time

DDMC Northern Sports & Saloons Cars Championship - A&E

Cadwell Park 2.173 miles

Warm Up

20/08/2023 10:20

Practice (15:00 Time) started at 10:21:24

Pos	No.	Name	Make/Model	CC	Class	C Laps	Best Tm	Diff	Best Speed	2nd Best
1	44	Michael CUTT	BMW M3	3200	B	5	1:35.837		81.626	1:36.502
2	311	Sam SMITH	Caterham R300	2000	E1	9	1:37.612	1.775	80.142	1:37.802
3	12	Scott HUBEL	Peugeot 205 T16	2000	A2	8	1:40.225	4.388	78.052	1:40.230
4	42	Steve TOWERS	Ludlow Tigra	2300	A1	8	1:40.862	5.025	77.559	1:41.069
5	31	Gary BOWERS	BMW 315	3000T	B	7	1:41.892	6.055	76.775	1:42.479
6	29	Justin COX	Caterham Sigmax	1600	E1	4	1:42.965	7.128	75.975	1:48.701
7	17	Drew MYRESCOUGH	Caterham C400	2000	A2	3	1:45.679	9.842	74.024	1:48.575
8	3	Chris HUNTLEY	Subaru Impreza WRX	2000	A1	4	1:46.696	10.859	73.319	1:49.951
9	217	Steven SOMERVILLE	BMW E36 Compact	1900	C	7	1:48.008	12.171	72.428	1:48.105
10	13	James McCANN	Mazda MX5	1600	M	8	1:49.988	14.151	71.124	1:51.240
11	77	Luke BOWERS	Renault Clio	2000	C	8	1:50.340	14.503	70.897	1:51.304
12	53	Stephen REED	Mazda MX5	1600	M	8	1:51.476	15.639	70.175	1:51.934
13	10	Paul LIGHTBURN	BMW 135i	3000T	B	6	1:51.757	15.920	69.998	1:52.299
14	57	Phil JORDAN	Honda Civic Type R	2000	C	3	1:53.984	18.147	68.631	1:57.383
15	11	Madeline HUBEL	Peugeot 206	2000	C	5	1:54.663	18.826	68.224	1:55.063
16	1	Mike WILLIAMSON	Mitsubishi EVO4	2000T	B	2	1:55.210	19.373	67.900	1:58.832
17	87	Stephen KELL	Ford Sierra XR4x4	1998T	B	2	1:57.617	21.780	66.511	2:01.480
18	188	Brian JUKES	VW Lupo	1600	D	3	2:01.067	25.230	64.615	2:02.759
19	154	Stevie McNAB	Honda Civic Type R	2400	A1	1	2:23.106	47.269	54.664	

Announcements

Car No.217 - Still no working transponder - Please fix before 2nd Race or risk being untimed

Clerk of the Course

Orbits

Sig : Time :
Chief Timekeeper : Ian Sharp (SMART Timing)
Results available at www.smart-timing.co.uk and www.speedhive.com



RACE
WITH
RESPECT

DDMC Battle of Britain meeting

DDMC Northern Sports & Saloons Cars Championship - A&E

Cadwell Park 2.173 miles

Warm Up

20/08/2023 10:20

Practice (15:00 Time) started at 10:21:24

Lap	Time of Day	Lap Tm	SFSpd
(44) Michael CUTT			
1	10:23:49.311	1:48.747	109.5
2	10:25:27.486	1:38.175	110.0
3	10:27:03.988	1:36.502	111.8
4	10:28:39.825	1:35.837	111.7
5	10:30:53.651	2:13.826	102.3

Lap	Time of Day	Lap Tm	SFSpd
(311) Sam SMITH			
1	10:23:44.118	1:42.030	99.3
2	10:25:22.025	1:37.907	97.1
3	10:27:00.386	1:38.361	100.9
4	10:28:37.998	1:37.612	101.2
5	10:30:17.813	1:39.815	99.7
6	10:31:55.615	1:37.802	99.4
7	10:33:34.101	1:38.486	99.4
8	10:35:12.427	1:38.326	98.0
9	10:36:50.634	1:38.207	98.7

Lap	Time of Day	Lap Tm	SFSpd
(12) Scott HUBEL			
1	10:24:14.222	2:02.727	84.2
2	10:26:04.277	1:50.055	102.1
3	10:27:46.611	1:42.334	102.8
4	10:29:27.348	1:40.737	102.9
5	10:31:08.196	1:40.848	102.0
6	10:32:48.426	1:40.230	102.0
7	10:34:28.651	1:40.225	102.1
8	10:36:30.278	2:01.627	78.2

Lap	Time of Day	Lap Tm	SFSpd
(42) Steve TOWERS			
1	10:24:27.266	2:07.141	114.5
2	10:26:15.358	1:48.092	116.3
3	10:28:01.111	1:45.753	116.9
4	10:29:45.485	1:44.374	116.3
5	10:31:29.927	1:44.442	115.1
6	10:33:11.793	1:41.866	116.9
7	10:34:52.655	1:40.862	117.9
8	10:36:33.724	1:41.069	108.1

Lap	Time of Day	Lap Tm	SFSpd
(31) Gary BOWERS			
1	10:24:44.924	2:11.099	103.2
2	10:26:29.879	1:44.955	104.7
3	10:28:18.715	1:48.836	103.9
4	10:30:02.691	1:43.976	103.9
5	10:31:45.170	1:42.479	104.4
6	10:33:40.229	1:55.059	103.9
7	10:35:22.121	1:41.892	103.9

Lap	Time of Day	Lap Tm	SFSpd
(29) Justin COX			
1	10:24:03.855	1:53.912	95.1
2	10:25:52.556	1:48.701	94.7
3	10:27:35.521	1:42.965	95.5
4	10:29:27.326	1:51.805	64.5

Lap	Time of Day	Lap Tm	SFSpd
(17) Drew MYRESCOUGH			
1	10:24:25.917	2:08.183	100.8
2	10:26:14.492	1:48.575	109.1
3	10:28:00.171	1:45.679	108.8

Lap	Time of Day	Lap Tm	SFSpd
(3) Chris HUNTLEY			
1	10:24:02.614	1:58.910	107.7
2	10:25:49.310	1:46.696	109.7
3	10:27:39.261	1:49.951	107.0
4	10:29:38.211	1:58.950	91.3

Lap	Time of Day	Lap Tm	SFSpd
(217) Steven SOMERVILLE			
1	10:25:54.276	1:49.352	
2	10:27:42.284	1:48.008	
3	10:29:30.917	1:48.633	
4	10:31:19.131	1:48.214	
5	10:33:07.787	1:48.656	
6	10:35:01.292	1:53.505	
7	10:36:49.397	1:48.105	

Lap	Time of Day	Lap Tm	SFSpd
(13) James McCANN			
1	10:24:47.750	2:12.211	84.7
2	10:26:44.551	1:56.801	86.4
3	10:28:38.439	1:53.888	86.5
4	10:30:34.230	1:55.791	86.5
5	10:32:25.470	1:51.240	85.4
6	10:34:15.458	1:49.988	85.2
7	10:36:07.169	1:51.711	85.1
8	10:37:58.465	1:51.296	84.2

Lap	Time of Day	Lap Tm	SFSpd
(77) Luke BOWERS			
1	10:24:30.407	2:08.529	87.6
2	10:26:25.413	1:55.006	89.1
3	10:28:18.693	1:53.280	87.6
4	10:30:09.997	1:51.304	89.0
5	10:32:01.341	1:51.344	89.4
6	10:33:52.757	1:51.416	87.7
7	10:35:49.312	1:56.555	87.8
8	10:37:39.652	1:50.340	78.9

Lap	Time of Day	Lap Tm	SFSpd
(53) Stephen REED			
1	10:24:47.293	2:12.633	83.4
2	10:26:44.212	1:56.919	84.9
3	10:28:38.193	1:53.981	84.9
4	10:30:33.919	1:55.726	83.6
5	10:32:27.217	1:53.298	85.2
6	10:34:22.075	1:54.858	83.8
7	10:36:14.009	1:51.934	85.1
8	10:38:05.485	1:51.476	84.5

Lap	Time of Day	Lap Tm	SFSpd
(10) Paul LIGHTBURN			
1	10:24:33.098	2:08.860	95.2
2	10:26:28.135	1:55.037	100.5
3	10:28:21.724	1:53.589	100.0
4	10:30:13.481	1:51.757	98.7
5	10:32:09.130	1:55.649	99.4
6	10:34:01.429	1:52.299	97.1

Lap	Time of Day	Lap Tm	SFSpd
(57) Phil JORDAN			
1	10:24:45.246	2:12.284	87.0
2	10:26:42.629	1:57.383	95.7
3	10:28:36.613	1:53.984	96.8

Lap	Time of Day	Lap Tm	SFSpd
(11) Madeline HUBEL			
1	10:24:39.951	2:14.113	90.6
2	10:26:39.896	1:59.945	95.5
3	10:28:34.559	1:54.663	95.7
4	10:30:29.622	1:55.063	95.2
5	10:32:26.023	1:56.401	77.1

Lap	Time of Day	Lap Tm	SFSpd
(1) Mike WILLIAMSON			
1	10:23:49.147	1:55.210	75.7
2	10:25:47.979	1:58.832	71.9

Lap	Time of Day	Lap Tm	SFSpd
(87) Stephen KELL			
1	10:24:02.139	2:01.480	101.4
2	10:25:59.756	1:57.617	101.4

Lap	Time of Day	Lap Tm	SFSpd
(188) Brian JUKES			
1	10:24:50.400	2:19.348	83.7
2	10:26:53.159	2:02.759	86.4
3	10:28:54.226	2:01.067	87.2

Lap	Time of Day	Lap Tm	SFSpd
(154) Stevie McNAB			
1	10:24:41.075	2:23.106	67.5

Clerk of the Course

Orbits

Sig : Time :
Chief Timekeeper : Ian Sharp (SMART Timing)
Results available at www.smart-timing.co.uk and www.speedhive.com



**DDMC Battle of Britain meeting****Sorted on best lap time**

PI FSRA Sidecars

Cadwell Park 2.173 miles

Warm Up

20/08/2023 10:40

Practice (15:00 Time) started at 10:44:46

Pos	No.	Name	Make/Model	CC	Class	C Laps	Best Tm	Diff	Best Speed	2nd Best
1	97	B DAWSON / M SIMS	LCR Honda	600	Gue	4	1:43.542		75.552	1:44.159
2	18	M BEST / M EASTELL			Gue	7	1:54.521	10.979	68.309	1:55.364
3	32	G KNIGHT / S KNIGHT	Yamaha GSR	600	F2	2	1:59.911	16.369	65.238	2:08.519
4	54	D QUIRK / S REEVES	Bellas Vincent	1272	Gue	4	2:00.023	16.481	65.178	2:01.621
5	127	G McMAHON / M RANSON	Shelbourne Suzuki	600	F1	3	2:02.081	18.539	64.079	2:04.858
6	146	R SAUNDERS / G PYMM			Gue	6	2:04.892	21.350	62.637	2:07.044
7	967	G HODGSON / D HODGSON	Shelbourne	600	F2	2	2:04.971	21.429	62.597	2:05.626
8	30	R BUTLER / J SAUNDERS	Ireson F2	600	Gue	7	2:10.946	27.404	59.741	2:10.977
9	188	B JUKES / J MILLER	Baker Suzuki	600	Gue	3	2:15.892	32.350	57.566	2:18.341
10	156	J TYRRELL / J THOMAS	Thundercat	600	F2	4	2:24.411	40.869	54.170	2:25.311
11	16	D SALLEH / J FAIRHURST	Ireson Yam T'Cat	599	F2				-	

Clerk of the Course

Orbits

Sig : Time :
 Chief Timekeeper : Ian Sharp (SMART Timing)
 Results available at www.smart-timing.co.uk and www.speedhive.com

Printed: 20/08/2023 11:02:32

**RACE
WITH
RESPECT**



DDMC Battle of Britain meeting

PI FSRA Sidecars

Cadwell Park 2.173 miles

Warm Up

20/08/2023 10:40

Practice (15:00 Time) started at 10:44:46

Lap	Time of Day	Lap Tm	SFSpd
(97) B DAWSON / M SIMS			
1	10:47:35.822	1:55.648	101.1
2	10:49:22.321	1:46.499	108.8
3	10:51:06.480	1:44.159	108.2
4	10:52:50.022	1:43.542	107.9

Lap	Time of Day	Lap Tm	SFSpd
(18) M BEST / M EASTELL			
1	10:47:23.054	2:01.925	109.5
2	10:49:19.178	1:56.124	109.5
3	10:51:14.736	1:55.558	111.5
4	10:53:12.400	1:57.664	112.6
5	10:55:09.946	1:57.546	108.8
6	10:57:04.467	1:54.521	108.8
7	10:58:59.831	1:55.364	100.9

Lap	Time of Day	Lap Tm	SFSpd
(32) G KNIGHT / S KNIGHT			
1	10:47:58.327	2:08.519	94.7
2	10:49:58.238	1:59.911	97.0

Lap	Time of Day	Lap Tm	SFSpd
(54) D QUIRK / S REEVES			
1	10:48:03.170	2:05.560	92.3
2	10:50:03.193	2:00.023	95.1
3	10:52:05.270	2:02.077	95.9
4	10:54:06.891	2:01.621	92.9

Lap	Time of Day	Lap Tm	SFSpd
(127) G McMAHON / M RANSON			
1	10:47:57.427	2:06.031	99.9
2	10:49:59.508	2:02.081	105.2
3	10:52:04.366	2:04.858	98.0

Lap	Time of Day	Lap Tm	SFSpd
(146) R SAUNDERS / G PYMM			
1	10:48:38.993	2:15.607	91.9
2	10:50:56.091	2:17.098	92.7
3	10:54:11.527	3:15.436	
4	10:56:36.469	2:24.942	95.1
5	10:58:41.361	2:04.892	95.5
6	11:00:48.405	2:07.044	98.5

Lap	Time of Day	Lap Tm	SFSpd
(967) G HODGSON / D HODGSON			
1	10:47:29.553	2:05.626	93.3
2	10:49:34.524	2:04.971	92.2

Lap	Time of Day	Lap Tm	SFSpd
(30) R BUTLER / J SAUNDERS			
1	10:48:12.355	2:19.496	81.9
2	10:50:23.957	2:11.602	88.9
3	10:52:35.524	2:11.567	81.4
4	10:54:48.048	2:12.524	80.2
5	10:56:58.994	2:10.946	84.6
6	10:59:09.971	2:10.977	82.7
7	11:01:21.416	2:11.445	76.7

Lap	Time of Day	Lap Tm	SFSpd
(188) B JUKES / J MILLER			
1	10:48:16.549	2:18.341	92.4
2	10:50:32.441	2:15.892	95.5
3	10:52:53.486	2:21.045	77.8

Lap	Time of Day	Lap Tm	SFSpd
(156) J TYRRELL / J THOMAS			
1	10:47:45.513	2:24.411	77.9
2	10:50:10.824	2:25.311	70.7
3	10:52:41.548	2:30.724	71.3
4	10:55:11.715	2:30.167	70.9

Clerk of the Course

Orbits

Sig : Time :
 Chief Timekeeper : Ian Sharp (SMART Timing)
 Results available at www.smart-timing.co.uk and www.speedhive.com



**DDMC Battle of Britain meeting****Sorted on best lap time**

FSRA F2 Sidecars

Cadwell Park 2.173 miles

Warm Up

20/08/2023 11:00

Practice (15:00 Time) started at 11:05:38

Pos	No.	Name	Make/Model	CC	Class	C Laps	Best Tm	Diff	Best Speed	2nd Best
1	17	L CRAWFORD / S HARDIE	CES Suzuki	600	SW	5	1:38.322		79.563	1:38.374
2	72	P FOUNDS / J WALMSLEY	Honda LCF	600	Sup	8	1:38.432	0.110	79.474	1:40.215
3	7	D GIBSON / R GIBBONS	CES Suzuki	600	Sup	7	1:38.988	0.666	79.028	1:39.515
4	33	S HEGARTY / J NEAVE	Baker Honda	600	Sup	6	1:40.448	2.126	77.879	1:40.572
5	99	S RAMSDEN / M RAMSDEN	LCR Honda	600	Sup	7	1:40.815	2.493	77.596	1:41.688
6	87	C FENWICK / P KNAPTON		600	SW	9	1:40.847	2.525	77.571	1:41.258
7	97	B DAWSON / M SIMS	LCR Honda	600	Cup	3	1:42.367	4.045	76.419	1:43.425
8	32	G HORSPOLE / K COLE	Baker	600	Sup	3	1:43.179	4.857	75.818	1:43.874
9	14	W LOCKEY / B BINNS		600	Sup	3	1:43.217	4.895	75.790	1:44.850
10	96	J SAUNDERS / S STOKOE	Baker Honda	600	Cup	5	1:43.437	5.115	75.629	1:45.127
11	117	D SCHOFIELD / J SMITH	Bellas Yamaha	600	Cup	7	1:45.352	7.030	74.254	1:45.586
12	39	B MOORE / A DODD	Ireson Honda F2	600	Cup	7	1:45.948	7.626	73.836	1:46.798
13	13	M HEGARTY / R CHILD	Shelbourne	600	SW	5	1:46.348	8.026	73.559	1:46.465
14	20	P D'HENIN / G WHEELER	Hunts	600	Cup	5	1:47.388	9.066	72.846	1:48.258
15	71	C SCHOFIELD / T DAWKINS	Baker Honda	600	Cup	8	1:47.485	9.163	72.780	1:48.253
16	6	T BAKER / L FITZPATRICK	Baker Suzuki	600	Sup	3	1:48.193	9.871	72.304	1:48.999

Clerk of the Course

Orbits

Sig : Time :

Chief Timekeeper : Ian Sharp (SMART Timing)

Results available at www.smart-timing.co.uk and www.speedhive.com

Printed: 20/08/2023 11:23:01

**RACE
WITH
RESPECT**



DDMC Battle of Britain meeting

FSRA F2 Sidecars

Cadwell Park 2.173 miles

Warm Up

20/08/2023 11:00

Practice (15:00 Time) started at 11:05:38

Lap	Time of Day	Lap Tm	SFSpd
(17) L CRAWFORD / S HARDIE			
1	11:07:47.890	1:41.995	110.9
2	11:09:27.398	1:39.508	112.0
3	11:11:05.772	1:38.374	112.4
4	11:12:44.094	1:33.322	112.0
5	11:16:20.859	3:36.765	

Lap	Time of Day	Lap Tm	SFSpd
(72) P FOUNDS / J WALMSLEY			
1	11:08:13.856	1:47.469	109.8
2	11:09:56.980	1:43.124	110.6
3	11:11:42.827	1:45.847	110.6
4	11:13:23.042	1:40.215	110.4
5	11:15:40.414	2:17.372	108.2
6	11:17:21.138	1:40.724	110.0
7	11:19:12.782	1:51.644	110.2
8	11:20:51.214	1:38.432	109.8

Lap	Time of Day	Lap Tm	SFSpd
(7) D GIBSON / R GIBBONS			
1	11:07:51.493	1:45.730	107.7
2	11:09:32.631	1:41.138	109.3
3	11:11:12.669	1:40.038	109.3
4	11:12:52.184	1:39.515	109.1
5	11:14:32.647	1:40.463	108.8
6	11:16:13.400	1:40.753	108.1
7	11:17:52.388	1:38.988	108.4

Lap	Time of Day	Lap Tm	SFSpd
(33) S HEGARTY / J NEAVE			
1	11:08:25.422	1:49.259	108.8
2	11:10:05.994	1:40.572	106.0
3	11:11:46.571	1:40.577	107.5
4	11:13:29.450	1:42.879	108.9
5	11:15:12.119	1:42.669	108.6
6	11:16:52.567	1:40.448	106.0

Lap	Time of Day	Lap Tm	SFSpd
(99) S RAMSDEN / M RAMSDEN			
1	11:08:07.059	1:45.910	110.6
2	11:09:50.068	1:43.009	110.0
3	11:11:30.883	1:40.815	110.6
4	11:13:13.679	1:42.796	110.2
5	11:14:55.660	1:41.981	108.9
6	11:16:37.348	1:41.688	109.7
7	11:18:19.427	1:42.079	109.8

Lap	Time of Day	Lap Tm	SFSpd
(87) C FENWICK / P KNAPTON			
1	11:08:16.041	1:47.198	107.5
2	11:09:58.329	1:42.288	108.6
3	11:11:43.374	1:45.045	108.2
4	11:13:29.313	1:45.939	109.7
5	11:15:11.928	1:42.615	107.7
6	11:16:54.133	1:42.205	108.6
7	11:18:35.472	1:41.339	108.4
8	11:20:16.730	1:41.258	107.7
9	11:21:57.577	1:40.847	108.1

Lap	Time of Day	Lap Tm	SFSpd
(97) B DAWSON / M SIMS			
1	11:09:11.365	1:43.425	108.1
2	11:10:53.732	1:42.367	108.1
3	11:12:49.086	1:55.354	108.1

Lap	Time of Day	Lap Tm	SFSpd
(32) G HORSPOLE / K COLE			
1	11:08:01.601	1:48.536	105.8
2	11:09:45.475	1:43.874	106.9
3	11:11:28.654	1:43.179	106.9

Lap	Time of Day	Lap Tm	SFSpd
(14) W LOCKEY / B BINNS			
1	11:08:17.483	1:49.681	109.8
2	11:10:02.333	1:44.850	110.4
3	11:11:45.550	1:43.217	110.0

Lap	Time of Day	Lap Tm	SFSpd
(96) J SAUNDERS / S STOKOE			
1	11:08:11.069	1:48.366	106.5
2	11:09:56.196	1:45.127	106.9
3	11:11:45.583	1:49.387	106.9

Lap	Time of Day	Lap Tm	SFSpd
4	11:13:32.048	1:46.465	108.6
5	11:15:15.485	1:43.437	107.7

Lap	Time of Day	Lap Tm	SFSpd
(117) D SCHOFIELD / J SMITH			
1	11:08:07.546	1:50.323	107.0
2	11:09:55.262	1:47.716	108.9
3	11:11:42.136	1:46.874	107.4
4	11:13:29.006	1:46.870	107.7
5	11:15:14.858	1:45.852	107.2
6	11:17:00.210	1:45.352	107.4
7	11:18:45.796	1:45.586	106.9

Lap	Time of Day	Lap Tm	SFSpd
(39) B MOORE / A DODD			
1	11:08:06.363	1:51.326	105.0
2	11:09:54.877	1:48.514	105.5
3	11:11:42.825	1:47.948	106.2
4	11:13:31.998	1:49.173	105.5
5	11:15:18.796	1:46.798	104.0
6	11:17:04.744	1:45.948	101.5
7	11:18:53.244	1:48.500	103.1

Lap	Time of Day	Lap Tm	SFSpd
(13) M HEGARTY / R CHILD			
1	11:08:25.307	1:51.442	104.2
2	11:10:11.655	1:46.348	104.2
3	11:11:58.120	1:46.465	104.7
4	11:13:45.636	1:47.516	104.5
5	11:15:32.389	1:46.753	104.0

Lap	Time of Day	Lap Tm	SFSpd
(20) P D'HENIN / G WHEELER			
1	11:08:13.458	1:52.304	102.8
2	11:10:02.572	1:49.114	102.3
3	11:11:49.960	1:47.388	102.1
4	11:13:38.878	1:48.918	101.4
5	11:15:27.136	1:48.258	98.5

Lap	Time of Day	Lap Tm	SFSpd
(71) C SCHOFIELD / T DAWKINS			
1	11:08:38.297	1:55.935	104.4
2	11:10:29.438	1:51.141	104.4
3	11:12:20.116	1:50.678	103.9
4	11:14:09.620	1:49.504	104.2
5	11:15:58.581	1:48.961	103.1
6	11:17:46.834	1:48.253	103.2
7	11:19:35.711	1:48.877	103.4
8	11:21:23.196	1:47.485	103.1

Lap	Time of Day	Lap Tm	SFSpd
(6) T BAKER / L FITZPATRICK			
1	11:08:28.965	1:57.895	106.2
2	11:10:17.964	1:48.999	106.2
3	11:12:06.157	1:48.193	106.2

Clerk of the Course

Orbits

Sig : Time :
 Chief Timekeeper : Ian Sharp (SMART Timing)
 Results available at www.smart-timing.co.uk and www.speedhive.com



DDMC Battle of Britain meeting
Sorted on Laps
SMRC Citroen C1 Cup
Cadwell Park 2.173 miles
Race 7 - 2nd Race
20/08/2023 11:35
Race (15:00 Time) started at 11:31:10

Pos	No.	Name	Make/Model	CC	Class	Laps	Total Tm	Diff	Best Tm	In Lap	2nd Best
1	1	Sam CORSON	Citroen C1	1000	C1	8	16:10.872		1:57.940	6	1:58.022
2	24	Ayden WILSON	Citroen C1	1000	C1N	8	16:11.261	0.389	1:58.014	5	1:58.309
3	99	Dan MARTIN	Citroen C1	1000	C1	8	16:13.322	2.450	1:58.359	5	1:58.440
4	684	Ralph STURROCK	Citroen C1	1000	C1N	8	16:17.105	6.233	1:58.844	6	1:59.013
5	598	Daniel KELL	Citroen C1	1000	Gue	8	16:18.045	7.173	1:58.525	5	1:59.001
6	51	Murray SCOTT	Citroen C1	1000	C1N	8	16:18.234	7.362	1:58.417	5	1:58.939
7	529	James HITCHEN	Citroen C1	1000	C1N	8	16:18.881	8.009	1:58.642	5	1:59.022
8	110	Calum CONWAY	Citroen C1	1000	C1	8	16:18.916	8.044	1:58.553	5	1:59.053
9	117	Marc NISBET	Citroen C1	1000	C1N	8	16:19.176	8.304	1:58.297	5	1:58.789
10	470	Katrina GRAY	Citroen C1	1000	C1	8	16:37.648	26.776	2:02.399	5	2:02.854
11	89	Ross DUNN	Citroen C1	1000	C1	8	16:51.046	40.174	1:58.940	5	1:59.043
12	460	John PROCTOR	Citroen C1	1000	C1	8	16:51.528	40.656	2:05.698	5	2:06.368

Not classified

DNF	70	Andrew DAVIDSON	Citroen C1	1000	C1		5.314	DNF		0	
DNF	23	Thomas COMBER	Citroen C1	1000	C1		6.701	DNF		0	
DNS	88	Henry GILLIESPIE	Citroen C1	1000	C1N			DNS		0	

Announcements

Race suspended after 5:13, Race re-started behind Safety Car after an 18:56 delay

New Track Record (1:57.940) for SMRC Citroen C1 Cup by Sam CORSON.

New Track Record (1:58.014) for SMRC Citroen C1 Cup (N) by Ayden WILSON.

Margin of Victory	Avg. Speed	Best Lap Tm	Best Speed	Best Lap by
0.389	64.460	1:57.940	66.329	1 - Sam CORSON

Clerk of the Course

 Sig : _____ Time : _____
 Chief Timekeeper : Ian Sharp (SMART Timing)
 Results available at www.smart-timing.co.uk and www.speedhive.com

Printed: 20/08/2023 12:08:36

DDMC Battle of Britain meeting
Sorted on Laps
SMRC Citroen C1 Cup
Cadwell Park 2.173 miles
Race 7 - 2nd Race
20/08/2023 11:35
Race (15:00 Time) started at 11:31:10

Pos	No.	Name	Make/Model	CC	Class	Laps	Total Tm	Diff	Best Tm	In Lap	2nd Best
Guest											
1	598	Daniel KELL	Citroen C1	1000	Gue	8	16:18.045		1:58.525	5	1:59.001
SMRC Citroen C1 Cup											
1	1	Sam CORSON	Citroen C1	1000	C1	8	16:10.872		1:57.940	6	1:58.022
2	99	Dan MARTIN	Citroen C1	1000	C1	8	16:13.322	2.450	1:58.359	5	1:58.440
3	110	Calum CONWAY	Citroen C1	1000	C1	8	16:18.916	8.044	1:58.553	5	1:59.053
4	470	Katrina GRAY	Citroen C1	1000	C1	8	16:37.648	26.776	2:02.399	5	2:02.854
5	89	Ross DUNN	Citroen C1	1000	C1	8	16:51.046	40.174	1:58.940	5	1:59.043
6	460	John PROCTOR	Citroen C1	1000	C1	8	16:51.528	40.656	2:05.698	5	2:06.368
Not classified											
DNF	70	Andrew DAVIDSON	Citroen C1	1000	C1		5.314	DNF		0	
DNF	23	Thomas COMBER	Citroen C1	1000	C1		6.701	DNF		0	
SMRC Citroen C1 Cup (N)											
1	24	Ayden WILSON	Citroen C1	1000	C1N	8	16:11.261		1:58.014	5	1:58.309
2	684	Ralph STURROCK	Citroen C1	1000	C1N	8	16:17.105	5.844	1:58.844	6	1:59.013
3	51	Murray SCOTT	Citroen C1	1000	C1N	8	16:18.234	6.973	1:58.417	5	1:58.939
4	529	James HITCHEN	Citroen C1	1000	C1N	8	16:18.881	7.620	1:58.642	5	1:59.022
5	117	Marc NISBET	Citroen C1	1000	C1N	8	16:19.176	7.915	1:58.297	5	1:58.789
Not classified											
DNS	88	Henry GILLIESPIE	Citroen C1	1000	C1N			DNS		0	

Announcements

Race suspended after 5:13, Race re-started behind Safety Car after an 18:56 delay

New Track Record (1:57.940) for SMRC Citroen C1 Cup by Sam CORSON.

New Track Record (1:58.014) for SMRC Citroen C1 Cup (N) by Ayden WILSON.

Margin of Victory	Avg. Speed	Best Lap Tm	Best Speed	Best Lap by
0.389	64.460	1:57.940	66.329	1 - Sam CORSON

Clerk of the Course
Orbits

 Sig : Time :
 Chief Timekeeper : Ian Sharp (SMART Timing)
 Results available at www.smart-timing.co.uk and www.speedhive.com

DDMC Battle of Britain meeting

SMRC Citroen C1 Cup

Cadwell Park 2.173 miles

Race 7 - 2nd Race

20/08/2023 11:35

Race (15:00 Time) started at 11:31:10

Lap	Time of Day	Lap Tm	SFSpd
(1) Sam CORSON			
1	11:33:18.055	2:05.261	74.3
2	11:35:43.786	2:25.731	53.5
3	11:55:33.421	19:49.635	
4	11:58:34.527	3:01.106	74.1
5	12:00:32.549	1:58.022	74.8
6	12:02:30.489	1:57.940	74.6
7	12:04:28.778	1:58.289	74.3
8	12:06:27.522	1:58.744	73.9

(24) Ayden WILSON			
1	11:33:18.457	2:04.596	75.1
2	11:35:44.982	2:26.525	52.4
3	11:55:34.442	19:49.460	
4	11:58:34.806	3:00.364	75.6
5	12:00:32.820	1:58.014	75.6
6	12:02:31.129	1:58.309	75.0
7	12:04:29.438	1:58.309	74.9
8	12:06:27.911	1:58.473	74.7

(99) Dan MARTIN			
1	11:33:19.887	2:06.544	75.0
2	11:35:45.837	2:25.950	55.8
3	11:55:35.934	19:50.097	
4	11:58:35.466	2:59.532	75.1
5	12:00:33.825	1:58.359	75.5
6	12:02:32.265	1:58.440	75.1
7	12:04:31.013	1:58.748	74.6
8	12:06:29.972	1:58.959	75.0

(684) Ralph STURROCK			
1	11:33:20.165	2:05.621	75.6
2	11:35:46.629	2:26.464	57.7
3	11:55:36.737	19:50.108	
4	11:58:35.912	2:59.175	74.5
5	12:00:35.374	1:59.462	75.6
6	12:02:34.218	1:58.844	74.8
7	12:04:33.231	1:59.013	74.5
8	12:06:33.755	2:00.524	74.1

(598) Daniel KELL			
1	11:33:21.569	2:07.139	75.8
2	11:35:51.708	2:30.139	49.4
3	11:55:41.754	19:50.046	28.0
4	11:58:37.778	2:56.024	75.7
5	12:00:36.303	1:58.525	76.0
6	12:02:35.304	1:59.001	75.8
7	12:04:34.963	1:59.659	75.6
8	12:06:34.695	1:59.732	73.9

(51) Murray SCOTT			
1	11:33:21.947	2:06.983	76.3
2	11:35:52.343	2:30.396	49.6
3	11:55:42.996	19:50.653	27.8
4	11:58:38.328	2:55.332	76.0
5	12:00:36.745	1:58.417	76.4
6	12:02:35.684	1:58.939	76.3
7	12:04:35.557	1:59.873	75.8
8	12:06:34.884	1:59.327	75.5

(529) James HITCHEN			
1	11:33:21.076	2:07.242	75.4
2	11:35:50.369	2:29.293	54.4
3	11:55:40.213	19:49.844	23.6
4	11:58:37.280	2:57.067	75.1
5	12:00:35.922	1:58.642	75.7
6	12:02:34.944	1:59.022	76.1
7	12:04:34.757	1:59.813	74.6
8	12:06:35.531	2:00.774	73.2

(110) Calum CONWAY			
1	11:33:23.035	2:07.401	74.7
2	11:35:53.850	2:30.815	41.9

Lap	Time of Day	Lap Tm	SFSpd
3	11:55:44.110	19:50.260	29.9
4	11:58:38.809	2:54.699	75.3
5	12:00:37.362	1:58.553	75.6
6	12:02:36.415	1:59.053	75.1
7	12:04:35.895	1:59.480	75.2
8	12:06:35.566	1:59.671	73.5

(117) Marc NISBET			
1	11:33:23.670	2:06.771	75.7
2	11:35:54.363	2:30.693	43.7
3	11:55:45.639	19:51.276	28.6
4	11:58:40.067	2:54.428	75.0
5	12:00:38.364	1:58.297	75.7
6	12:02:37.153	1:58.789	75.3
7	12:04:36.658	1:59.505	75.5
8	12:06:35.826	1:59.168	75.7

(470) Katrina GRAY			
1	11:33:25.556	2:09.121	73.7
2	11:35:55.331	2:29.775	43.3
3	11:55:46.359	19:51.028	31.6
4	11:58:41.631	2:55.272	72.8
5	12:00:44.030	2:02.399	73.8
6	12:02:46.884	2:02.854	72.9
7	12:04:50.932	2:04.048	72.8
8	12:06:54.298	2:03.366	72.7

(89) Ross DUNN			
1	11:33:20.486	2:05.268	75.7
2	11:35:48.693	2:28.207	56.7
3	11:55:38.019	19:49.326	21.8
4	11:58:36.691	2:58.672	75.4
5	12:00:35.631	1:58.940	75.6
6	12:02:34.674	1:59.043	75.7
7	12:05:02.610	2:27.936	74.0
8	12:07:07.696	2:05.086	64.3

(460) John PROCTOR			
1	11:33:30.092	2:11.521	73.3
2	11:35:56.541	2:26.449	42.9
3	11:55:47.056	19:50.515	32.3
4	11:58:42.577	2:55.521	73.7
5	12:00:48.275	2:05.698	73.4
6	12:02:54.643	2:06.368	72.9
7	12:05:01.588	2:06.945	73.2
8	12:07:08.178	2:06.590	72.6

Clerk of the Course

Orbits

Sig : Time :
Chief Timekeeper : Ian Sharp (SMART Timing)
Results available at www.smart-timing.co.uk and www.speedhive.com



RACE WITH RESPECT

DDMC Battle of Britain meeting
Lapchart
SMRC Citroen C1 Cup
Cadwell Park 2.173 miles
Race 7 - 2nd Race
20/08/2023 11:35
Race (15:00 Time) started at 11:31:10

Competitors	Laps								
	0	1	2	3	4	5	6	7	8
Sam CORSON (1)	1	1	1	1	1	1	1	1	1
Dan MARTIN (99)	2	99	24	24	24	24	24	24	24
James HITCHEN (529)	3	529	99	99	99	99	99	99	99
Ayden WILSON (24)	4	24	684	684	684	684	684	684	684
Daniel KELL (598)	5	598	89	89	89	89	89	89	529 598
Ralph STURROCK (684)	6	684	529	529	529	529	529	598	51
Murray SCOTT (51)	7	51	598	598	598	598	598	51	529
Ross DUNN (89)	8	89	51	51	51	51	51	110	110
Calum CONWAY (110)	9	110	110	110	110	110	110	117	117
Andrew DAVIDSON (70)	10	70	117	117	117	117	117	470	470
Katrina GRAY (470)	11	470	470	470	470	470	470	460	89
Marc NISBET (117)	12	117	460	460	460	460	460	89	460
Thomas COMBER (23)	13	23							
John PROCTOR (460)	14	460							
-	15								

Clerk of the Course
Orbits

Sig : **Time :**
Chief Timekeeper : Ian Sharp (SMART Timing)
Results available at www.smart-timing.co.uk and www.speedhive.com

Printed: 20/08/2023 12:09:49

DDMC Battle of Britain meeting

SMRC Citroen C1 Cup

Cadwell Park 2.173 miles

Race 12 - 3rd Race

20/08/2023 15:10

Race (15:00 Time)

Top 8 from Race 2 reversed

POLE POSITION

1	1 110 Calum CONWAY	2 529 James HITCHEN
2	3 51 Murray SCOTT	4 598 Daniel KELL
3	5 684 Ralph STURROCK	6 99 Dan MARTIN
4	7 24 Ayden WILSON	8 1 Sam CORSON
5	9 117 Marc NISBET	10 470 Katrina GRAY
6	11 89 Ross DUNN	12 460 John PROCTOR
7	13 70 Andrew DAVIDSON	14 23 Thomas COMBER
8	15 88 Henry GILLIESPIE	

Clerk of the Course

Orbits

Sig : Time :
Chief Timekeeper : Ian Sharp (SMART Timing)
Results available at www.smart-timing.co.uk and www.speedhive.com

Printed: 20/08/2023 13:10:13

DDMC Battle of Britain meeting

Sorted on Laps

DDMC Northern Sports & Saloons Cars Championship - B, C, D & Cadwell Park 2.173 miles

Race 8 - 2nd Race

20/08/2023 12:05

Race (15:00 and 1 Laps) started at 12:18:00

Pos	No.	Name	Make/Model	CC	Class	Laps	Total Tm	Diff	Best Tm	In Lap	2nd Best
1	44	Michael CUTT	BMW M3	3200	B	11	18:13.578		1:36.209	3	1:36.552
2	31	Gary BOWERS	BMW 315	3000T	B	11	19:05.324	51.746	1:40.735	3	1:40.901
3	88	Martin WHITEHOUSE	BMW 328	2800	B	11	19:12.294	58.716	1:41.593	2	1:42.202
4	43	Sam COWBURN	BMW 328i	2800	B	11	19:20.022	1:06.444	1:42.891	11	1:43.595
5	123	Stephen REECE	Lotus Elise	1800	C	11	19:42.680	1:29.102	1:44.767	2	1:45.248
6	57	Phil JORDAN	Honda Civic Type R	2000	C	11	19:48.060	1:34.482	1:45.146	10	1:46.735
7	217	Steven SOMERVILLE	BMW E36 Compact	1900	C	10	18:20.163	1 Lap	1:48.272	3	1:48.575
8	55	Tom BOWES	Porsche Boxster	3200	B	10	18:33.758	1 Lap	1:47.954	3	1:48.608
9	11	Madeline HUBEL	Peugeot 206	2000	C	10	18:39.371	1 Lap	1:49.007	10	1:49.437
10	10	Paul LIGHTBURN	BMW 135i	3000T	B	10	18:41.110	1 Lap	1:47.956	3	1:49.197
11	77	Luke BOWERS	Renault Clio	2000	C	10	18:42.274	1 Lap	1:48.862	3	1:49.558
12	13	James McCANN	Mazda MX5	1600	M	10	18:46.760	1 Lap	1:50.233	3	1:50.397
13	53	Stephen REED	Mazda MX5	1600	M	10	18:54.064	1 Lap	1:50.496	5	1:50.922
14	1	Mike WILLIAMSON	Mitsubishi EVO4	2000T	B	10	19:50.900	1 Lap	1:52.541	3	1:54.337
15	188	Brian JUKES	VW Lupo	1600	D	10	20:05.241	1 Lap	1:56.156	4	1:57.286
16	25	John ARMSTRONG	Porsche 924s	2500	B	9	18:33.415	2 Laps	2:00.607	9	2:01.264
17	82	Stephen HORNER	Mazda MX5	1600	M	9	18:59.669	2 Laps	2:03.185	2	2:04.796

Not classified

DNF	89	Daniel KELL	Ford Sierra XR4x4	1993T	B	8	13:42.196	DNF	1:41.047	5	1:41.231
DNF	68	Stephen ROBINSON	Mazda MX5	1600	M	4	7:33.951	DNF	1:49.248	3	1:50.182
DNF	87	Stephen KELL	Ford Sierra XR4x4	1998T	B	2	3:44.038	DNF	1:43.097	2	1:57.154
DNS	78	Alex PRENTICE	VW Golf	2000T	B			DNS		0	

Margin of Victory	Avg. Speed	Best Lap Tm	Best Speed	Best Lap by
51.746	78.687	1:36.209	81.310	44 - Michael CUTT

Clerk of the Course

Orbits

Sig : Time :
Chief Timekeeper : Ian Sharp (SMART Timing)
Results available at www.smart-timing.co.uk and www.speedhive.com



DDMC Battle of Britain meeting

Sorted on Laps

DDMC Northern Sports & Saloons Cars Championship - B, C, D & Madwell Park 2.173 miles

Race 8 - 2nd Race

20/08/2023 12:05

Race (15:00 and 1 Laps) started at 12:18:00

Pos	No.	Name	Make/Model	CC	Class	Laps	Total Tm	Diff	Best Tm	In Lap	2nd Best
NSSC Sports/Sal. (B)											
1	44	Michael CUTT	BMW M3	3200	B	11	18:13.578		1:36.209	3	1:36.552
2	31	Gary BOWERS	BMW 315	3000T	B	11	19:05.324	51.746	1:40.735	3	1:40.901
3	88	Martin WHITEHOUSE	BMW 328	2800	B	11	19:12.294	58.716	1:41.593	2	1:42.202
4	43	Sam COWBURN	BMW 328i	2800	B	11	19:20.022	1:06.444	1:42.891	11	1:43.595
5	55	Tom BOWES	Porsche Boxster	3200	B	10	18:33.758	1 Lap	1:47.954	3	1:48.608
6	10	Paul LIGHTBURN	BMW 135i	3000T	B	10	18:41.110	1 Lap	1:47.956	3	1:49.197
7	1	Mike WILLIAMSON	Mitsubishi EVO4	2000T	B	10	19:50.900	1 Lap	1:52.541	3	1:54.337
8	25	John ARMSTRONG	Porsche 924s	2500	B	9	18:33.415	2 Laps	2:00.607	9	2:01.264

Not classified

DNF	89	Daniel KELL	Ford Sierra XR4x4	1993T	B	8	13:42.196	DNF	1:41.047	5	1:41.231
DNF	87	Stephen KELL	Ford Sierra XR4x4	1998T	B	2	3:44.038	DNF	1:43.097	2	1:57.154
DNS	78	Alex PRENTICE	VW Golf	2000T	B			DNS		0	

NSSC Sports/Sal. (C)

1	123	Stephen REECE	Lotus Elise	1800	C	11	19:42.680		1:44.767	2	1:45.248
2	57	Phil JORDAN	Honda Civic Type R	2000	C	11	19:48.060	5.380	1:45.146	10	1:46.735
3	217	Steven SOMERVILLE	BMW E36 Compact	1900	C	10	18:20.163	1 Lap	1:48.272	3	1:48.575
4	11	Madeline HUBEL	Peugeot 206	2000	C	10	18:39.371	1 Lap	1:49.007	10	1:49.437
5	77	Luke BOWERS	Renault Clio	2000	C	10	18:42.274	1 Lap	1:48.862	3	1:49.558

NSSC Sports/Sal. (D)

1	188	Brian JUKES	VW Lupo	1600	D	10	20:05.241		1:56.156	4	1:57.286
---	-----	-------------	---------	------	---	----	-----------	--	----------	---	----------

NSSC Sports/Sal. (M)

1	13	James McCANN	Mazda MX5	1600	M	10	18:46.760		1:50.233	3	1:50.397
2	53	Stephen REED	Mazda MX5	1600	M	10	18:54.064	7.304	1:50.496	5	1:50.922
3	82	Stephen HORNER	Mazda MX5	1600	M	9	18:59.669	1 Lap	2:03.185	2	2:04.796

Not classified

DNF	68	Stephen ROBINSON	Mazda MX5	1600	M	4	7:33.951	DNF	1:49.248	3	1:50.182
-----	----	------------------	-----------	------	---	---	----------	-----	----------	---	----------

Margin of Victory	Avg. Speed	Best Lap Tm	Best Speed	Best Lap by
51.746	78.687	1:36.209	81.310	44 - Michael CUTT

Clerk of the Course

Orbits

Sig : Time :
Chief Timekeeper : Ian Sharp (SMART Timing)
Results available at www.smart-timing.co.uk and www.speedhive.com



DDMC Battle of Britain meeting

DDMC Northern Sports & Saloons Cars Championship - B, C, D & Madwell Park 2.173 miles

Race 8 - 2nd Race

20/08/2023 12:05

Race (15:00 and 1 Laps) started at 12:18:00

Lap	Time of Day	Lap Tm	SFSpd
(44) Michael CUTT			
1	12:19:45.334	1:41.812	110.2
2	12:21:21.886	1:36.552	111.1
3	12:22:58.095	1:36.209	110.9
4	12:24:35.583	1:37.488	112.2
5	12:26:14.370	1:38.787	109.7
6	12:27:53.766	1:39.396	98.7
7	12:29:33.293	1:39.527	106.0
8	12:31:12.415	1:39.122	110.6
9	12:32:53.795	1:41.380	109.7
10	12:34:34.812	1:41.017	110.6
11	12:36:14.451	1:39.639	105.0

Lap	Time of Day	Lap Tm	SFSpd
(31) Gary BOWERS			
1	12:19:50.530	1:46.620	105.0
2	12:21:31.431	1:40.901	104.4
3	12:23:12.166	1:40.735	104.9
4	12:24:53.142	1:40.976	105.8
5	12:26:35.125	1:41.983	104.2
6	12:28:17.614	1:42.489	102.3
7	12:29:59.436	1:41.822	105.5
8	12:31:42.435	1:42.999	103.2
9	12:33:26.478	1:44.043	100.0
10	12:35:15.438	1:48.960	98.7
11	12:37:06.197	1:50.759	93.1

Lap	Time of Day	Lap Tm	SFSpd
(88) Martin WHITEHOUSE			
1	12:19:53.203	1:48.909	98.5
2	12:21:34.796	1:41.593	99.1
3	12:23:17.319	1:42.523	96.6
4	12:24:59.773	1:42.454	98.0
5	12:26:41.975	1:42.202	98.1
6	12:28:25.717	1:43.742	97.7
7	12:30:11.259	1:45.542	91.4
8	12:31:55.055	1:43.796	94.9
9	12:33:42.613	1:47.558	95.9
10	12:35:27.731	1:45.118	94.1
11	12:37:13.167	1:45.436	93.6

Lap	Time of Day	Lap Tm	SFSpd
(43) Sam COWBURN			
1	12:19:55.515	1:50.509	94.1
2	12:21:40.065	1:44.550	92.4
3	12:23:24.809	1:44.744	94.9
4	12:25:09.510	1:44.701	94.3
5	12:26:53.105	1:43.595	93.9
6	12:28:37.723	1:44.618	90.7
7	12:30:23.654	1:45.931	90.7
8	12:32:09.803	1:46.149	91.1
9	12:33:54.293	1:44.490	93.5
10	12:35:38.004	1:43.711	93.1
11	12:37:20.895	1:42.891	93.7

Lap	Time of Day	Lap Tm	SFSpd
(123) Stephen REECE			
1	12:19:54.423	1:49.203	95.6
2	12:21:39.190	1:44.767	93.5
3	12:23:24.438	1:45.248	92.8
4	12:25:11.865	1:47.427	94.0
5	12:26:57.889	1:46.024	93.9
6	12:28:45.510	1:47.621	87.0
7	12:30:33.636	1:48.126	92.9
8	12:32:22.147	1:48.511	92.2
9	12:34:11.158	1:49.011	93.3
10	12:35:57.911	1:46.753	94.3
11	12:37:43.553	1:45.642	93.9

Lap	Time of Day	Lap Tm	SFSpd
(57) Phil JORDAN			
1	12:19:57.170	1:51.329	97.5
2	12:21:44.325	1:47.155	95.9
3	12:23:32.500	1:48.175	96.0
4	12:25:20.738	1:48.238	96.6
5	12:27:08.122	1:47.384	96.6
6	12:28:55.645	1:47.523	95.9
7	12:30:42.556	1:46.911	95.2

Lap	Time of Day	Lap Tm	SFSpd
8	12:32:29.416	1:46.860	96.4
9	12:34:16.151	1:46.735	97.1
10	12:36:01.297	1:45.146	97.7
11	12:37:48.933	1:47.636	84.1

Lap	Time of Day	Lap Tm	SFSpd
(217) Steven SOMERVILLE			
1	12:19:58.424	1:51.843	
2	12:21:47.266	1:48.842	
3	12:23:35.538	1:48.272	
4	12:25:24.202	1:48.664	
5	12:27:12.777	1:48.575	
6	12:29:01.553	1:48.776	
7	12:30:52.202	1:50.649	
8	12:32:41.900	1:49.698	
9	12:34:31.149	1:49.249	
10	12:36:21.036	1:49.887	

Lap	Time of Day	Lap Tm	SFSpd
(55) Tom BOWES			
1	12:20:07.429	1:59.448	90.4
2	12:21:57.485	1:50.056	100.2
3	12:23:45.439	1:47.954	100.5
4	12:25:35.265	1:49.826	100.3
5	12:27:23.873	1:48.608	98.4
6	12:29:13.527	1:49.654	94.3
7	12:31:05.028	1:51.501	97.4
8	12:32:55.084	1:50.056	96.6
9	12:34:44.100	1:49.016	98.3
10	12:36:34.631	1:50.531	98.3

Lap	Time of Day	Lap Tm	SFSpd
(11) Madeline HUBEL			
1	12:20:03.507	1:56.469	95.7
2	12:21:52.944	1:49.437	96.3
3	12:23:42.863	1:49.919	95.7
4	12:25:33.512	1:50.649	96.7
5	12:27:23.305	1:49.793	96.8
6	12:29:13.420	1:50.115	90.4
7	12:31:05.472	1:52.052	93.6
8	12:32:57.185	1:51.713	94.1
9	12:34:51.237	1:54.052	94.9
10	12:36:40.244	1:49.007	92.6

Lap	Time of Day	Lap Tm	SFSpd
(10) Paul LIGHTBURN			
1	12:20:05.313	1:58.000	100.9
2	12:21:54.510	1:49.197	100.6
3	12:23:42.466	1:47.956	98.1
4	12:25:32.802	1:50.336	100.3
5	12:27:22.901	1:50.099	99.4
6	12:29:12.380	1:49.479	95.5
7	12:31:04.492	1:52.112	95.5
8	12:32:57.502	1:53.010	92.4
9	12:34:52.550	1:55.048	99.7
10	12:36:41.983	1:49.433	100.0

Lap	Time of Day	Lap Tm	SFSpd
(77) Luke BOWERS			
1	12:20:08.062	1:59.087	89.0
2	12:21:58.518	1:50.456	89.2
3	12:23:47.380	1:48.862	89.4
4	12:25:36.938	1:49.558	88.9
5	12:27:26.567	1:49.629	83.9
6	12:29:19.688	1:53.121	87.3
7	12:31:10.403	1:50.715	87.5
8	12:33:01.260	1:50.857	88.3
9	12:34:53.462	1:52.202	89.4
10	12:36:43.147	1:49.685	87.7

Lap	Time of Day	Lap Tm	SFSpd
(13) James McCANN			
1	12:19:59.905	1:53.797	85.7
2	12:21:50.302	1:50.397	85.9
3	12:23:40.535	1:50.233	85.3
4	12:25:33.801	1:53.266	86.5
5	12:27:25.234	1:51.433	85.4
6	12:29:19.054	1:53.820	84.0
7	12:31:11.605	1:52.551	84.7
8	12:33:03.368	1:51.763	85.6

Lap	Time of Day	Lap Tm	SFSpd
9	12:34:55.087	1:51.719	86.1
10	12:36:47.633	1:52.546	81.1

Lap	Time of Day	Lap Tm	SFSpd
(53) Stephen REED			
1	12:20:07.956	2:00.359	74.2
2	12:22:00.089	1:52.133	85.5
3	12:23:51.011	1:50.922	85.5
4	12:25:42.605	1:51.594	85.2
5	12:27:33.101	1:50.496	84.6
6	12:29:24.989	1:51.888	83.4
7	12:31:18.068	1:53.079	84.0
8	12:33:10.377	1:52.309	83.7
9	12:35:02.736	1:52.359	83.1
10	12:36:54.937	1:52.201	84.2

Lap	Time of Day	Lap Tm	SFSpd
(1) Mike WILLIAMSON			
1	12:20:13.563	2:03.747	82.8
2	12:22:10.495	1:56.932	82.7
3	12:24:03.036	1:52.541	83.2
4	12:25:57.533	1:54.497	83.0
5	12:27:51.870	1:54.337	84.1
6	12:29:49.487	1:57.617	83.9
7	12:31:46.448	1:56.961	78.5
8	12:33:52.385	2:05.937	82.5
9	12:35:48.860	1:56.475	80.8
10	12:37:51.773	2:02.913	74.4

Lap	Time of Day	Lap Tm	SFSpd
(188) Brian JUKES			
1	12:20:17.460	2:08.012	89.1
2	12:22:14.746	1:57.286	89.2
3	12:24:14.987	2:00.241	88.1
4	12:26:11.143	1:55.156	88.1
5	12:28:09.962	1:58.819	84.5
6	12:30:11.734	2:01.772	79.1
7	12:32:11.583	1:59.849	84.7
8	12:34:10.305	1:58.722	87.7
9	12:36:08.111	1:57.806	88.6
10	12:38:06.114	1:58.003	75.4

Lap	Time of Day	Lap Tm	SFSpd
(25) John ARMSTRONG			
1	12:20:12.703	2:04.630	87.7
2	12:22:13.967	2:01.264	88.1
3	12:24:15.935	2:01.968	89.1
4	12:26:19.160	2:03.225	86.6
5	12:28:24.390	2:05.230	79.7
6	12:30:30.303	2:05.913	85.4
7	12:32:32.158	2:01.855	87.7
8	12:34:33.681	2:01.523	85.1
9	12:36:34.288	2:00.607	89.8

Lap	Time of Day	Lap Tm	SFSpd
(82) Stephen HORNER			
1	12:20:17.595	2:08.459	81.3
2	12:22:20.780	2:03.185	81.3
3	12:24:25.943	2:05.163	80.6
4	12:26:31.097	2:05.154	81.0
5	12:28:36.767	2:05.670	77.0
6	12:30:43.284	2:06.517	80.5
7	12:32:48.080	2:04.796	80.2
8	12:34:53.330	2:05.250	80.6</

DDMC Battle of Britain meeting

DDMC Northern Sports & Saloons Cars Championship - B, C, D & Madwell Park 2.173 miles

Race 8 - 2nd Race

20/08/2023 12:05

Race (15:00 and 1 Laps) started at 12:18:00

Lap	Time of Day	Lap Tm	SFSpd	Lap	Time of Day	Lap Tm	SFSpd	Lap	Time of Day	Lap Tm	SFSpd
3	12:23:44.642	1:49.248	86.1								
4	12:25:34.824	1:50.182	86.8								
(87) Stephen KELL											
1	12:20:01.814	1:57.154	103.6								
2	12:21:44.911	1:43.097	108.4								

Clerk of the Course

Sig : Time :
 Chief Timekeeper : Ian Sharp (SMART Timing)
 Results available at www.smart-timing.co.uk and www.speedhive.com
 Printed: 20/08/2023 12:40:27

Orbits



DDMC Battle of Britain meeting

Lapchart

DDMC Northern Sports & Saloons Cars Championship - B, C, D & Cadwell Park 2.173 miles

Race 8 - 2nd Race

20/08/2023 12:05

Race (15:00 and 1 Laps) started at 12:18:00

Competitors	Laps											
	0	1	2	3	4	5	6	7	8	9	10	11
Michael CUTT (44)	1	44	44	44	44	44	44	44	44	44	44	44
Daniel KELL (89)	2	89	31	31	31	31	31	31	31	31	31	31
Gary BOWERS (31)	3	31	89	89	89	89	89	89	89	88	88	88
Martin WHITEHOUSE (88)	4	88	88	88	88	88	88	88	88	43	43	43
Stephen KELL (87)	5	87	123	123	123	43	43	43	43	123	123	123
Sam COWBURN (43)	6	43	43	43	43	123	123	123	123	57	57	57
Stephen REECE (123)	7	123	57	57	57	57	57	57	57	217	217	217
Phil JORDAN (57)	8	57	217	87	217	217	217	217	217	55	55	55
James McCANN (13)	9	13	13	217	13	10	10	10	10	55	11	11
Steven SOMERVILLE (217)	10	217	87	13	10	11	11	11	55	11	10	10
Madeline HUBEL (11)	11	11	11	11	11	13	55	55	11	10	77	77
Stephen ROBINSON (68)	12	68	68	10	68	68	13	13	77	77	13	13
Paul LIGHTBURN (10)	13	10	10	68	55	55	77	77	13	13	53	53
Stephen REED (53)	14	53	55	55	77	77	53	53	53	53	1	1
Tom BOWES (55)	15	55	53	77	53	53	1	1	1	1	188	188
John ARMSTRONG (25)	16	25	77	53	1	1	188	188	188	188	25	25
Luke BOWERS (77)	17	77	25	1	188	188	25	25	25	25	82	82
Stephen HORNER (82)	18	82	1	25	25	25	82	82	82	82	82	82
Brian JUKES (188)	19	188	188	188	82	82						
Mike WILLIAMSON (1)	20	1	82	82								
-	21											

Clerk of the Course

Sig : Time :
Chief Timekeeper : Ian Sharp (SMART Timing)

Results available at www.smart-timing.co.uk and www.speedhive.com

Printed: 20/08/2023 12:40:45

Orbits



RACE
WITH
RESPECT

**DDMC Battle of Britain meeting****Sorted on Laps**

PI FSRA Sidecars

Cadwell Park 2.173 miles

Race 9 - 3rd Race

20/08/2023 12:30

Race (8 Laps) started at 12:58:52

Pos	No.	Name	Make/Model	CC	Class	Laps	Total Tm	Diff	Best Tm	In Lap	2nd Best
1	9	G FAIRHURST / B ANDREWS	Windle Kawasaki	900	F1	8	14:38.610		1:45.531	2	1:47.870
2	14	M BURNS / S WINFROW			F1	8	14:45.857	7.247	1:48.274	2	1:48.577
3	37	C MORPHET / D RYDER	LCR Honda	600	Gue	8	15:00.816	22.206	1:47.588	3	1:49.861
4	54	D QUIRK / S REEVES	Bellas Vincent	1272	Gue	8	15:36.737	58.127	1:55.094	8	1:55.720
5	88	J STEPHENSON / A MASON	Suzuki	100	F1	8	15:38.876	1:00.266	1:55.911	8	1:56.104
6	56	R GILROY / C SMYTH			F2	8	15:39.579	1:00.969	1:52.692	2	1:54.048
7	30	R BUTLER / J SAUNDERS	Ireson F2	600	Gue	8	15:39.912	1:01.302	1:53.311	8	1:54.799
8	32	G KNIGHT / S KNIGHT	Yamaha GSR	600	F2	8	15:56.934	1:18.324	1:56.294	4	1:56.529
9	127	G McMAHON / M RANSON	Shelbourne Suzuki	600	F1	8	15:57.493	1:18.883	1:57.055	2	1:58.529
10	181	D TIBBLES / R GREENWOOD	DDR Yamaha	1100	F1	8	16:09.843	1:31.233	1:58.567	2	1:58.659
11	146	R SAUNDERS / G PYMM			Gue	7	14:53.572	1 Lap	2:01.346	3	2:02.477
12	908	S WOOLCOT / T SAVILLE	Derbyshire	600	F2	7	15:05.518	1 Lap	2:06.737	2	2:06.818
13	967	G HODGSON / D HODGSON	Shelbourne	600	F2	7	16:26.083	1 Lap	2:02.034	2	2:04.798
14	156	J TYRRELL / J THOMAS	Thundercat	600	F2	6	15:05.289	2 Laps	2:24.905	6	2:27.788

Not classified

DNF	97	B DAWSON / M SIMS	LCR Honda	600	Gue	7	12:36.320	DNF	1:42.618	7	1:43.127
DNF	188	B JUKES / J MILLER	Baker Suzuki	600	Gue	2	4:20.797	DNF	2:05.663	2	2:09.233
DNF	16	D SALLEH / J FAIRHURST	Ireson Yam T'Cat	599	F2	1	2:06.708	DNF	1:59.682	1	
DNS	18	M BEST / M EASTELL			Gue			DNS		0	
DNS	7	A PEARSON / B PEARSON			Gue			DNS		0	

Announcements

New Track Record (1:45.531) for FSRA PI F1 by G FAIRHURST / B ANDREWS.

New Track Record (1:52.692) for FSRA PI F2 by R GILROY / C SMYTH.

Margin of Victory	Avg. Speed	Best Lap Tm	Best Speed	Best Lap by
7.247	71.229	1:42.618	76.232	97 - B DAWSON / M SIMS

Clerk of the Course**Orbits**

Sig : Time :
 Chief Timekeeper : Ian Sharp (SMART Timing)
 Results available at www.smart-timing.co.uk and www.speedhive.com

Printed: 20/08/2023 13:23:25



**DDMC Battle of Britain meeting****Sorted on Laps**

PI FSRA Sidecars

Cadwell Park 2.173 miles

Race 9 - 3rd Race

20/08/2023 12:30

Race (8 Laps) started at 12:58:52

Pos	No.	Name	Make/Model	CC	Class	Laps	Total Tm	Diff	Best Tm	In Lap	2nd Best
FSRA PI F1											
1	9	G FAIRHURST / B ANDREWS	Windle Kawasaki	900	F1	8	14:38.610		1:45.531	2	1:47.870
2	14	M BURNS / S WINFROW			F1	8	14:45.857	7.247	1:48.274	2	1:48.577
3	88	J STEPHENSON / A MASON	Suzuki	100	F1	8	15:38.876	1:00.266	1:55.911	8	1:56.104
4	127	G McMAHON / M RANSON	Shelbourne Suzuki	600	F1	8	15:57.493	1:18.883	1:57.055	2	1:58.529
5	181	D TIBBLES / R GREENWOOD	DDR Yamaha	1100	F1	8	16:09.843	1:31.233	1:58.567	2	1:58.659

FSRA PI F2											
1	56	R GILROY / C SMYTH			F2	8	15:39.579		1:52.692	2	1:54.048
2	32	G KNIGHT / S KNIGHT	Yamaha GSR	600	F2	8	15:56.934	17.355	1:56.294	4	1:56.529
3	908	S WOOLCOT / T SAVILLE	Derbyshire	600	F2	7	15:05.518	1 Lap	2:06.737	2	2:06.818
4	967	G HODGSON / D HODGSON	Shelbourne	600	F2	7	16:26.083	1 Lap	2:02.034	2	2:04.798
5	156	J TYRRELL / J THOMAS	Thundercat	600	F2	6	15:05.289	2 Laps	2:24.905	6	2:27.788

Not classified											
DNF	16	D SALLEH / J FAIRHURST	Ireson Yam T'Cat	599	F2	1	2:06.708	DNF	1:59.682	1	

FSRA PI Guest											
1	37	C MORPHET / D RYDER	LCR Honda	600	Gue	8	15:00.816		1:47.588	3	1:49.861
2	54	D QUIRK / S REEVES	Bellas Vincent	1272	Gue	8	15:36.737	35.921	1:55.094	8	1:55.720
3	30	R BUTLER / J SAUNDERS	Ireson F2	600	Gue	8	15:39.912	39.096	1:53.311	8	1:54.799
4	146	R SAUNDERS / G PYMM			Gue	7	14:53.572	1 Lap	2:01.346	3	2:02.477

Not classified											
DNF	97	B DAWSON / M SIMS	LCR Honda	600	Gue	7	12:36.320	DNF	1:42.618	7	1:43.127
DNF	188	B JUKES / J MILLER	Baker Suzuki	600	Gue	2	4:20.797	DNF	2:05.663	2	2:09.233
DNS	18	M BEST / M EASTELL			Gue			DNS		0	
DNS	7	A PEARSON / B PEARSON			Gue			DNS		0	

Announcements

New Track Record (1:45.531) for FSRA PI F1 by G FAIRHURST / B ANDREWS.

New Track Record (1:52.692) for FSRA PI F2 by R GILROY / C SMYTH.

Margin of Victory	Avg. Speed	Best Lap Tm	Best Speed	Best Lap by
7.247	71.229	1:42.618	76.232	97 - B DAWSON / M SIMS

Clerk of the Course

Orbits

Sig : Time :
 Chief Timekeeper : Ian Sharp (SMART Timing)
 Results available at www.smart-timing.co.uk and www.speedhive.com





DDMC Battle of Britain meeting

PI FSRA Sidecars

Cadwell Park 2.173 miles

Race 9 - 3rd Race

20/08/2023 12:30

Race (8 Laps) started at 12:58:52

Lap	Time of Day	Lap Tm	SFSpd
(9) G FAIRHURST / B ANDREWS			
1	13:00:45.944	1:51.116	105.0
2	13:02:31.475	1:45.531	103.9
3	13:04:19.345	1:47.870	104.0
4	13:06:10.448	1:51.103	102.5
5	13:08:00.904	1:50.456	104.5
6	13:09:48.995	1:48.091	104.9
7	13:11:39.044	1:50.049	104.5
8	13:13:30.760	1:51.716	101.4

Lap	Time of Day	Lap Tm	SFSpd
(14) M BURNS / S WINFROW			
1	13:00:47.402	1:52.666	107.9
2	13:02:35.676	1:45.274	109.5
3	13:04:25.986	1:50.310	106.0
4	13:06:17.523	1:51.537	108.4
5	13:08:07.783	1:50.260	104.5
6	13:09:56.360	1:48.577	108.6
7	13:11:46.149	1:49.789	107.7
8	13:13:38.007	1:51.858	106.9

Lap	Time of Day	Lap Tm	SFSpd
(37) C MORPHET / D RYDER			
1	13:00:55.300	1:56.832	106.2
2	13:02:47.293	1:51.993	106.0
3	13:04:34.881	1:47.588	103.9
4	13:06:27.311	1:52.430	104.4
5	13:08:18.365	1:51.054	105.2
6	13:10:08.226	1:49.861	104.7
7	13:11:58.328	1:50.102	105.5
8	13:13:52.966	1:54.638	91.7

Lap	Time of Day	Lap Tm	SFSpd
(54) D QUIRK / S REEVES			
1	13:00:53.799	1:58.348	96.0
2	13:02:50.285	1:56.486	95.7
3	13:04:47.745	1:57.460	95.3
4	13:06:45.728	1:57.983	95.1
5	13:08:42.205	1:56.477	94.7
6	13:10:37.925	1:55.720	94.8
7	13:12:33.793	1:55.868	93.7
8	13:14:28.887	1:55.094	95.5

Lap	Time of Day	Lap Tm	SFSpd
(88) J STEPHENSON / A MASON			
1	13:00:52.207	1:56.703	102.9
2	13:02:48.376	1:56.169	103.6
3	13:04:44.795	1:56.419	103.6
4	13:06:40.899	1:56.104	102.9
5	13:08:38.349	1:57.450	103.6
6	13:10:36.111	1:57.762	102.9
7	13:12:35.115	1:59.004	103.1
8	13:14:31.026	1:55.911	101.5

Lap	Time of Day	Lap Tm	SFSpd
(56) R GILROY / C SMYTH			
1	13:00:57.646	2:02.113	98.5
2	13:02:50.338	1:52.692	100.9
3	13:04:45.795	1:55.457	97.1
4	13:06:44.509	1:58.714	94.8
5	13:08:43.107	1:58.598	95.7
6	13:10:42.519	1:59.412	97.4
7	13:12:36.567	1:54.048	98.4
8	13:14:31.729	1:55.162	95.6

Lap	Time of Day	Lap Tm	SFSpd
(30) R BUTLER / J SAUNDERS			
1	13:00:56.957	2:01.173	93.1
2	13:02:56.697	1:59.740	103.7
3	13:04:53.952	1:57.255	100.2
4	13:06:52.528	1:58.576	101.8
5	13:08:48.840	1:56.312	101.8
6	13:10:43.952	1:55.112	98.5
7	13:12:38.751	1:54.799	102.5
8	13:14:32.062	1:53.311	97.8

Lap	Time of Day	Lap Tm	SFSpd
(32) G KNIGHT / S KNIGHT			
1	13:00:57.072	2:00.101	101.4
2	13:02:53.858	1:56.786	99.9

Lap	Time of Day	Lap Tm	SFSpd
3	13:04:50.387	1:56.529	98.3
4	13:06:46.681	1:56.294	100.3
5	13:08:43.309	1:56.628	101.4
6	13:10:43.526	2:00.217	89.6
7	13:12:45.539	2:02.013	88.5
8	13:14:49.084	2:03.545	90.7

Lap	Time of Day	Lap Tm	SFSpd
(127) G McMAHON / M RANSON			
1	13:00:56.447	2:00.325	99.4
2	13:02:53.502	1:57.055	100.5
3	13:04:52.949	1:59.447	99.7
4	13:06:52.611	1:59.662	96.7
5	13:08:52.382	1:59.771	92.6
6	13:10:50.911	1:58.529	101.7
7	13:12:50.801	1:59.890	105.5
8	13:14:49.643	1:58.842	102.8

Lap	Time of Day	Lap Tm	SFSpd
(181) D TIBBLES / R GREENWOOD			
1	13:00:59.998	2:03.599	94.3
2	13:02:58.565	1:58.567	94.3
3	13:04:57.224	1:58.659	94.3
4	13:06:55.981	1:58.757	92.6
5	13:08:59.598	2:03.617	92.3
6	13:11:01.042	2:01.444	90.4
7	13:13:01.845	2:00.803	94.0
8	13:15:01.993	2:00.148	95.2

Lap	Time of Day	Lap Tm	SFSpd
(146) R SAUNDERS / G PYMM			
1	13:01:13.540	2:07.446	100.0
2	13:03:19.010	2:05.470	100.8
3	13:05:20.356	2:01.346	102.8
4	13:07:22.833	2:02.477	98.7
5	13:09:28.828	2:05.995	96.7
6	13:11:33.825	2:04.997	99.6
7	13:13:45.722	2:11.897	98.4

Lap	Time of Day	Lap Tm	SFSpd
(908) S WOOLCOT / T SAVILLE			
1	13:01:05.179	2:06.818	84.0
2	13:03:11.916	2:06.737	85.3
3	13:05:19.712	2:07.796	83.2
4	13:07:28.162	2:08.450	79.5
5	13:09:37.717	2:09.555	81.6
6	13:11:49.092	2:11.375	79.9
7	13:13:57.668	2:08.576	88.5

Lap	Time of Day	Lap Tm	SFSpd
(967) G HODGSON / D HODGSON			
1	13:01:01.869	2:04.798	95.3
2	13:03:03.903	2:02.034	88.3
3	13:06:22.563	3:18.660	89.4
4	13:08:28.279	2:05.716	86.0
5	13:10:44.137	2:15.858	78.0
6	13:13:04.267	2:20.130	90.6
7	13:15:18.233	2:13.966	72.9

Lap	Time of Day	Lap Tm	SFSpd
(156) J TYRRELL / J THOMAS			
1	13:01:30.328	2:31.503	73.8
2	13:03:58.116	2:27.788	72.7
3	13:06:30.250	2:32.134	69.8
4	13:09:03.657	2:33.407	67.4
5	13:11:32.534	2:28.877	74.4
6	13:13:57.439	2:24.905	77.9

Lap	Time of Day	Lap Tm	SFSpd
(97) B DAWSON / M SIMS			
1	13:00:54.147	1:56.208	97.0
2	13:02:47.821	1:53.674	108.8
3	13:04:31.983	1:44.162	108.6
4	13:06:17.845	1:45.862	108.8
5	13:08:00.972	1:43.127	108.8
6	13:09:45.852	1:44.880	107.5
7	13:11:28.470	1:42.618	108.4

Lap	Time of Day	Lap Tm	SFSpd
(188) B JUKES / J MILLER			
1	13:01:07.284	2:09.233	100.3
2	13:03:12.947	2:05.663	97.4

Clerk of the Course

Sig : Time :
 Chief Timekeeper : Ian Sharp (SMART Timing)
 Results available at www.smart-timing.co.uk and www.speedhive.com

Orbits



motor
sport
UK

RACE
WITH
RESPECT



DDMC Battle of Britain meeting

Lapchart

PI FSRA Sidecars

Cadwell Park 2.173 miles

Race 9 - 3rd Race

20/08/2023 12:30

Race (8 Laps) started at 12:58:52

Competitors	Laps									
	0	1	2	3	4	5	6	7	8	
M BURNS / S WINFROW (14)	1	14	9	9	9	9	9	97	97	9
G FAIRHURST / B ANDREWS (9)	2	9	14	14	14	14	97	9	9	14
D QUIRK / S REEVES (54)	3	54	88	37	97	97	14	14	14	37
J STEPHENSON / A MASON (88)	4	88	54	97	37	37	37	37	37	54
R GILROY / C SMYTH (56)	5	56	97	88	88	88	88	88	54	88
R BUTLER / J SAUNDERS (30)	6	30	37	54	56	56	54	54	88	56
G McMAHON / M RANSON (127)	7	127	127	56	54	54	56	56	56	30
D TIBBLES / R GREENWOOD (181)	8	181	30	127	32	32	32	32	30	32
G KNIGHT / S KNIGHT (32)	9	32	32	32	127	30	30	30	32	127
G HODGSON / D HODGSON (967)	10	967	56	30	30	127	127	127	127	181
B DAWSON / M SIMS (97)	11	97	16	181	181	181	181	181	181	
B JUKES / J MILLER (188)	12	188	181	967	908	146	146	146	146	
S WOOLCOT / T SAVILLE (908)	13	908	967	908	146	908	908	908	908	
C MORPHET / D RYDER (37)	14	37	908	188	967	967	967	967	967	
J TYRRELL / J THOMAS (156)	15	156	188	146	156	156	156	156		
D SALLEH / J FAIRHURST (16)	16	16	146	156						
R SAUNDERS / G PYMM (146)	17	146	156							
-	18									
-	19									

Clerk of the Course

Orbits

Sig : Time :
 Chief Timekeeper : Ian Sharp (SMART Timing)
 Results available at www.smart-timing.co.uk and www.speedhive.com
 Printed: 20/08/2023 13:24:09





DDMC Battle of Britain meeting

PI FSRA Sidecars

Cadwell Park 2.173 miles

Race 12a - 4th Race

20/08/2023 15:30

Race (8 Laps)

POLE POSITION

2	14 M BURNS / S WINFROW
4	54 D QUIRK / S REEVES
6	56 R GILROY / C SMYTH
8	32 G KNIGHT / S KNIGHT
10	181 D TIBBLES / R GREENWOOD
12	908 S WOOLCOT / T SAVILLE
14	156 J TYRRELL / J THOMAS
16	188 B JUKES / J MILLER
18	18 M BEST / M EASTELL

1	9 G FAIRHURST / B ANDREWS
3	37 C MORPHET / D RYDER
5	88 J STEPHENSON / A MASON
7	30 R BUTLER / J SAUNDERS
9	127 G McMAHON / M RANSON
11	146 R SAUNDERS / G PYMM
13	967 G HODGSON / D HODGSON
15	97 B DAWSON / M SIMS
17	16 D SALLEH / J FAIRHURST
19	7 A PEARSON / B PEARSON

1
2
3
4
5
6
7
8
9
10

Clerk of the Course

Orbits

Sig : Time :
 Chief Timekeeper : Ian Sharp (SMART Timing)
 Results available at www.smart-timing.co.uk and www.speedhive.com



**DDMC Battle of Britain meeting****Sorted on Laps**

FSRA F2 Sidecars

Cadwell Park 2.173 miles

Race 10 - 2nd Race

20/08/2023 14:15

Race (10 Laps) started at 14:19:57

Pos	No.	Name	Make/Model	CC	Class	Laps	Total Tm	Diff	Best Tm	In Lap	2nd Best
1	72	P FOUNDS / J WALMSLEY	Honda LCF	600	Sup	10	16:23.098		1:36.721	4	1:36.922
2	17	L CRAWFORD / S HARDIE	CES Suzuki	600	SW	10	16:26.350	3.252	1:37.394	9	1:37.675
3	7	D GIBSON / R GIBBONS	CES Suzuki	600	Sup	10	16:36.427	13.329	1:38.263	9	1:38.480
4	99	S RAMSDEN / M RAMSDEN	LCR Honda	600	Sup	10	16:37.889	14.791	1:38.210	9	1:38.542
5	33	S HEGARTY / J NEAVE	Baker Honda	600	Sup	10	16:39.203	16.105	1:38.426	7	1:38.636
6	87	C FENWICK / P KNAPTON		600	SW	10	16:48.553	25.455	1:39.675	4	1:39.768
7	14	W LOCKEY / B BINNS		600	Sup	10	17:07.491	44.393	1:40.700	6	1:41.112
8	32	G HORSPOLE / K COLE	Baker	600	Sup	10	17:13.608	50.510	1:41.305	4	1:41.614
9	97	B DAWSON / M SIMS	LCR Honda	600	Cup	10	17:14.449	51.351	1:41.272	2	1:42.194
10	96	J SAUNDERS / S STOKOE	Baker Honda	600	Cup	10	17:14.559	51.461	1:41.974	2	1:42.052
11	117	D SCHOFIELD / J SMITH	Bellas Yamaha	600	Cup	10	17:33.892	1:10.794	1:43.467	2	1:44.053
12	39	B MOORE / A DODD	Ireson Honda F2	600	Cup	10	17:50.507	1:27.409	1:45.468	3	1:45.622
13	71	C SCHOFIELD / T DAWKINS	Baker Honda	600	Cup	10	18:04.537	1:41.439	1:44.956	2	1:45.398
14	20	P D'HENIN / G WHEELER	Hunts	600	Cup	10	18:04.830	1:41.732	1:45.495	10	1:46.567
Not classified											
DNF	13	M HEGARTY / R CHILD	Shelbourne	600	SW	6	10:42.611	DNF	1:45.001	5	1:45.214
DNF	8	B ILARIA / A BROWN	DDM Christie	599	Cup	5	8:34.990	DNF	1:40.667	5	1:40.839
DNF	6	T BAKER / L FITZPATRICK	Baker Suzuki	600	Sup	4	7:19.664	DNF	1:46.833	4	1:47.697
DNS	25	A BINGHAM / D RYDER	Shelbourne Suzuki	600	Cup			DNS		0	
DNS	37	C MORPHET / D RYDER	LCR Honda	600	Cup			DNS		0	

Announcements

New Track Record (1:37.394) for FSRA Super Wildcard by L CRAWFORD / S HARDIE.

New Track Record (1:40.667) for FSRA Cup by B ILARIA / A BROWN.

Margin of Victory	Avg. Speed	Best Lap Tm	Best Speed	Best Lap by
3.252	79.573	1:36.721	80.880	72 - P FOUNDS / J WALMSLEY

Clerk of the Course**Orbits**

Sig : Time :
 Chief Timekeeper : Ian Sharp (SMART Timing)
 Results available at www.smart-timing.co.uk and www.speedhive.com



**DDMC Battle of Britain meeting****Sorted on Laps**

FSRA F2 Sidecars

Cadwell Park 2.173 miles

Race 10 - 2nd Race

20/08/2023 14:15

Race (10 Laps) started at 14:19:57

Pos	No.	Name	Make/Model	CC	Class	Laps	Total Tm	Diff	Best Tm	In Lap	2nd Best
FSRA Cup											
1	97	B DAWSON / M SIMS	LCR Honda	600	Cup	10	17:14.449		1:41.272	2	1:42.194
2	96	J SAUNDERS / S STOKOE	Baker Honda	600	Cup	10	17:14.559	0.110	1:41.974	2	1:42.052
3	117	D SCHOFIELD / J SMITH	Bellas Yamaha	600	Cup	10	17:33.892	19.443	1:43.467	2	1:44.053
4	39	B MOORE / A DODD	Ireson Honda F2	600	Cup	10	17:50.507	36.058	1:45.468	3	1:45.622
5	71	C SCHOFIELD / T DAWKINS	Baker Honda	600	Cup	10	18:04.537	50.088	1:44.956	2	1:45.398
6	20	P D'HENIN / G WHEELER	Hunts	600	Cup	10	18:04.830	50.381	1:45.495	10	1:46.567

Not classified

DNF	8	B ILARIA / A BROWN	DDM Christie	599	Cup	5	8:34.990	DNF	1:40.667	5	1:40.839
DNS	25	A BINGHAM / D RYDER	Shelbourne Suzuki	600	Cup			DNS		0	
DNS	37	C MORPHET / D RYDER	LCR Honda	600	Cup			DNS		0	

FSRA Super

1	72	P FOUNDS / J WALMSLEY	Honda LCF	600	Sup	10	16:23.098		1:36.721	4	1:36.922
2	7	D GIBSON / R GIBBONS	CES Suzuki	600	Sup	10	16:36.427	13.329	1:38.263	9	1:38.480
3	99	S RAMSDEN / M RAMSDEN	LCR Honda	600	Sup	10	16:37.889	14.791	1:38.210	9	1:38.542
4	33	S HEGARTY / J NEAVE	Baker Honda	600	Sup	10	16:39.203	16.105	1:38.426	7	1:38.636
5	14	W LOCKEY / B BINNS		600	Sup	10	17:07.491	44.393	1:40.700	6	1:41.112
6	32	G HORSPOLE / K COLE	Baker	600	Sup	10	17:13.608	50.510	1:41.305	4	1:41.614

Not classified

DNF	6	T BAKER / L FITZPATRICK	Baker Suzuki	600	Sup	4	7:19.664	DNF	1:46.833	4	1:47.697
-----	---	-------------------------	--------------	-----	-----	---	----------	-----	----------	---	----------

FSRA Super Wildcard

1	17	L CRAWFORD / S HARDIE	CES Suzuki	600	SW	10	16:26.350		1:37.394	9	1:37.675
2	87	C FENWICK / P KNAPTON		600	SW	10	16:48.553	22.203	1:39.675	4	1:39.768

Not classified

DNF	13	M HEGARTY / R CHILD	Shelbourne	600	SW	6	10:42.611	DNF	1:45.001	5	1:45.214
-----	----	---------------------	------------	-----	----	---	-----------	-----	----------	---	----------

Announcements

New Track Record (1:37.394) for FSRA Super Wildcard by L CRAWFORD / S HARDIE.

New Track Record (1:40.667) for FSRA Cup by B ILARIA / A BROWN.

Margin of Victory	Avg. Speed	Best Lap Tm	Best Speed	Best Lap by
3.252	79.573	1:36.721	80.880	72 - P FOUNDS / J WALMSLEY

Clerk of the Course

Sig : Time :
 Chief Timekeeper : Ian Sharp (SMART Timing)
 Results available at www.smart-timing.co.uk and www.speedhive.com

Printed: 20/08/2023 14:41:08

**Orbits**



DDMC Battle of Britain meeting

FSRA F2 Sidecars

Cadwell Park 2.173 miles

Race 10 - 2nd Race

20/08/2023 14:15

Race (10 Laps) started at 14:19:57

Lap	Time of Day	Lap Tm	SFSpd
(72) P FOUNDS / J WALMSLEY			
1	14:21:44.371	1:43.623	111.7
2	14:23:22.083	1:37.712	110.2
3	14:25:00.096	1:38.013	110.7
4	14:26:36.817	1:36.721	111.3
5	14:28:14.555	1:37.738	111.5
6	14:29:52.176	1:37.621	109.7
7	14:31:29.311	1:37.135	109.3
8	14:33:06.233	1:36.922	110.0
9	14:34:43.618	1:37.385	110.0
10	14:36:20.880	1:37.262	107.9

Lap	Time of Day	Lap Tm	SFSpd
(17) L CRAWFORD / S HARDIE			
1	14:21:42.610	1:42.421	112.4
2	14:23:20.404	1:37.794	110.4
3	14:24:58.389	1:37.985	111.8
4	14:26:36.064	1:37.675	110.9
5	14:28:14.154	1:38.090	111.1
6	14:29:53.528	1:39.374	111.3
7	14:31:31.284	1:37.756	112.2
8	14:33:09.061	1:37.777	112.4
9	14:34:46.455	1:37.394	112.0
10	14:36:24.132	1:37.677	112.2

Lap	Time of Day	Lap Tm	SFSpd
(7) D GIBSON / R GIBBONS			
1	14:21:42.138	1:42.303	108.9
2	14:23:21.898	1:39.760	108.9
3	14:25:01.822	1:39.924	108.8
4	14:26:40.302	1:38.480	108.6
5	14:28:19.258	1:38.956	108.8
6	14:29:58.392	1:39.134	108.6
7	14:31:36.931	1:38.539	108.6
8	14:33:16.850	1:39.919	108.4
9	14:34:55.113	1:38.263	107.7
10	14:36:34.209	1:39.096	107.5

Lap	Time of Day	Lap Tm	SFSpd
(99) S RAMSDEN / M RAMSDEN			
1	14:21:44.126	1:43.558	110.2
2	14:23:23.891	1:39.765	110.2
3	14:25:03.651	1:39.760	110.2
4	14:26:42.943	1:39.292	110.7
5	14:28:21.869	1:38.926	110.6
6	14:30:00.411	1:38.542	110.0
7	14:31:39.118	1:38.707	110.2
8	14:33:17.776	1:38.658	110.7
9	14:34:55.986	1:38.210	110.6
10	14:36:35.671	1:39.685	107.5

Lap	Time of Day	Lap Tm	SFSpd
(33) S HEGARTY / J NEAVE			
1	14:21:44.943	1:44.607	108.4
2	14:23:24.302	1:39.359	108.4
3	14:25:04.015	1:39.713	108.6
4	14:26:43.321	1:39.306	108.2
5	14:28:22.449	1:39.128	108.4
6	14:30:01.087	1:38.638	108.2
7	14:31:39.513	1:38.426	108.4
8	14:33:18.149	1:38.636	108.4
9	14:34:56.953	1:38.804	108.1
10	14:36:36.985	1:40.032	100.0

Lap	Time of Day	Lap Tm	SFSpd
(87) C FENWICK / P KNAPTON			
1	14:21:44.829	1:45.093	108.8
2	14:23:25.598	1:40.769	108.1
3	14:25:05.993	1:40.395	108.4
4	14:26:45.668	1:39.675	108.4
5	14:28:26.051	1:40.383	108.6
6	14:30:06.441	1:40.390	108.1
7	14:31:46.551	1:40.110	108.2
8	14:33:26.592	1:40.041	108.2
9	14:35:06.360	1:39.768	108.2
10	14:36:46.335	1:39.975	108.1

Lap	Time of Day	Lap Tm	SFSpd
(14) W LOCKEY / B BINNS			

Lap	Time of Day	Lap Tm	SFSpd
1	14:21:46.882	1:45.860	110.7
2	14:23:28.076	1:41.194	110.7
3	14:25:09.541	1:41.465	110.6
4	14:26:52.650	1:43.109	111.8
5	14:28:33.931	1:41.281	110.7
6	14:30:14.631	1:40.700	109.7
7	14:31:55.743	1:41.112	110.2
8	14:33:37.730	1:41.987	108.8
9	14:35:20.707	1:42.977	108.9
10	14:37:05.273	1:44.566	108.9

Lap	Time of Day	Lap Tm	SFSpd
(32) G HORSPOLE / K COLE			
1	14:21:49.097	1:47.594	108.8
2	14:23:31.271	1:42.174	108.1
3	14:25:12.885	1:41.614	108.2
4	14:26:54.190	1:41.305	108.8
5	14:28:37.160	1:42.970	106.7
6	14:30:19.373	1:42.213	106.0
7	14:32:01.992	1:42.619	106.5
8	14:33:45.207	1:43.215	105.0
9	14:35:27.829	1:42.622	106.7
10	14:37:11.390	1:43.561	106.0

Lap	Time of Day	Lap Tm	SFSpd
(97) B DAWSON / M SIMS			
1	14:21:47.583	1:46.027	108.8
2	14:23:28.855	1:41.272	109.1
3	14:25:11.049	1:42.194	108.4
4	14:26:53.589	1:42.540	108.8
5	14:28:37.417	1:43.828	108.9
6	14:30:20.250	1:42.833	107.9
7	14:32:03.366	1:43.116	107.5
8	14:33:46.062	1:42.696	107.9
9	14:35:28.765	1:42.703	108.2
10	14:37:12.231	1:43.466	108.1

Lap	Time of Day	Lap Tm	SFSpd
(96) J SAUNDERS / S STOKOE			
1	14:21:48.802	1:46.986	109.3
2	14:23:30.776	1:41.974	108.1
3	14:25:13.874	1:43.098	108.2
4	14:26:56.517	1:42.643	108.2
5	14:28:39.015	1:42.498	107.7
6	14:30:21.635	1:42.620	107.4
7	14:32:04.700	1:43.065	108.2
8	14:33:46.752	1:42.052	108.6
9	14:35:29.460	1:42.708	108.4
10	14:37:12.341	1:42.881	109.3

Lap	Time of Day	Lap Tm	SFSpd
(117) D SCHOFIELD / J SMITH			
1	14:21:50.412	1:48.581	107.9
2	14:23:33.879	1:43.467	107.9
3	14:25:17.932	1:44.053	107.2
4	14:27:02.312	1:44.380	107.2
5	14:28:46.458	1:44.146	107.4
6	14:30:31.228	1:44.770	106.7
7	14:32:15.811	1:44.583	106.7
8	14:33:59.935	1:44.124	105.7
9	14:35:44.544	1:44.609	106.0
10	14:37:31.674	1:47.130	106.7

Lap	Time of Day	Lap Tm	SFSpd
(39) B MOORE / A DODD			
1	14:21:52.205	1:50.093	106.0
2	14:23:37.827	1:45.622	104.7
3	14:25:23.295	1:45.466	102.3
4	14:27:09.078	1:45.783	104.9
5	14:28:54.880	1:45.802	103.4
6	14:30:40.594	1:45.714	102.9
7	14:32:26.504	1:45.910	102.5
8	14:34:13.351	1:46.847	102.1
9	14:36:00.066	1:46.715	101.8
10	14:37:48.289	1:48.223	100.9

Lap	Time of Day	Lap Tm	SFSpd
(71) C SCHOFIELD / T DAWKINS			
1	14:21:51.833	1:49.830	103.6
2	14:23:36.789	1:44.956	103.6

Lap	Time of Day	Lap Tm	SFSpd
3	14:25:22.900	1:46.111	104.5
4	14:27:08.298	1:45.398	105.0
5	14:28:54.220	1:45.922	103.6
6	14:30:42.224	1:48.004	103.2
7	14:32:28.584	1:46.360	96.0
8	14:34:22.182	1:53.598	100.8
9	14:36:12.995	1:50.813	102.5
10	14:38:02.319	1:49.324	102.8

Lap	Time of Day	Lap Tm	SFSpd
(20) P D'HENIN / G WHEELER			
1	14:21:59.164	1:56.719	95.3
2	14:23:45.731	1:46.567	103.4
3	14:25:32.334	1:46.603	100.9
4	14:27:18.990	1:46.656	100.2
5	14:29:05.716	1:46.726	102.0
6	14:30:54.298	1:48.582	99.9
7	14:32:41.240	1:46.942	98.1
8	14:34:29.313	1:48.073	99.6
9	14:36:17.117	1:47.804	100.9
10	14:38:02.612	1:45.495	103.9

Lap	Time of Day	Lap Tm	SFSpd
(13) M HEGARTY / R CHILD			
1	14:21:52.956	1:50.339	105.2
2	14:23:38.366	1:45.410	105.2
3	14:25:24.108	1:45.742	104.7
4	14:27:09.322	1:45.214	106.0
5	14:28:54.323	1:45.001	106.2
6	14:30:40.393	1:46.070	99.9

Lap	Time of Day	Lap Tm	SFSpd
(8) B ILARIA / A BROWN			
1	14:21:48.577	1:47.252	107.0
2	14:23:29.416	1:40.839	108.8
3	14:25:10.289	1:40.873	107.2
4	14:26:52.105	1:41.816	107.4
5	14:28:32.772	1:40.667	107.0

Lap	Time of Day	Lap Tm	SFSpd
(6) T BAKER / L FITZPATRICK			
1	14:21:54.870	1:52.185	106.4
2	14:23:42.916	1:48.046	104.9
3	14:25:30.613	1:47.697	105.8
4	14:27:17.446	1:46.833	106.9

Clerk of the Course

Time :
 Sig :
 Chief Timekeeper : Ian Sharp (SMART Timing)

Results available at www.smart-timing.co.uk and www.speedhive.com

Printed: 20/08/2023 14:40:18

Orbits





DDMC Battle of Britain meeting

Lapchart

FSRA F2 Sidecars

Cadwell Park 2.173 miles

Race 10 - 2nd Race

20/08/2023 14:15

Race (10 Laps) started at 14:19:57

Competitors	Laps											
	0	1	2	3	4	5	6	7	8	9	10	
C FENWICK / P KNAPTON (87)	1	87	7	17	17	17	17	72	72	72	72	72
D GIBSON / R GIBBONS (7)	2	7	17	7	72	72	72	17	17	17	17	17
L CRAWFORD / S HARDIE (17)	3	17	99	72	7	7	7	7	7	7	7	7
S HEGARTY / J NEAVE (33)	4	33	72	99	99	99	99	99	99	99	99	99
S RAMSDEN / M RAMSDEN (99)	5	99	87	33	33	33	33	33	33	33	33	33
P FOUNDS / J WALMSLEY (72)	6	72	33	87	87	87	87	87	87	87	87	87
W LOCKEY / B BINNS (14)	7	14	14	14	14	8	8	14	14	14	14	14
B ILARIA / A BROWN (8)	8	8	97	97	8	14	14	32	32	32	32	32
G HORSPOLE / K COLE (32)	9	32	8	8	97	97	32	97	97	97	97	97
B DAWSON / M SIMS (97)	10	97	96	96	32	32	97	96	96	96	96	96
J SAUNDERS / S STOKOE (96)	11	96	32	32	96	96	96	117	117	117	117	117
D SCHOFIELD / J SMITH (117)	12	117	117	117	117	117	13	39	39	39	39	39
C SCHOFIELD / T DAWKINS (71)	13	71	71	71	71	71	39	71	71	71	71	71
B MOORE / A DODD (39)	14	39	39	39	39	39	13	71	20	20	20	20
P D'HENIN / G WHEELER (20)	15	20	13	13	13	13	39	20				
M HEGARTY / R CHILD (13)	16	13	6	6	6	6	20					
T BAKER / L FITZPATRICK (6)	17	6	20	20	20	20						
-	18											
-	19											

Clerk of the Course

Orbits

Sig : Time :
 Chief Timekeeper : Ian Sharp (SMART Timing)
 Results available at www.smart-timing.co.uk and www.speedhive.com
 Printed: 20/08/2023 14:40:35



DDMC Battle of Britain meeting

Sorted on Laps

DDMC Northern Sports & Saloons Cars Championship - A&E

Cadwell Park 2.173 miles

Race 11 - 2nd Race

20/08/2023 14:45

Race (15:00 and 1 Laps) started at 14:47:05

Pos	No.	Name	Make/Model	CC	Class	Laps	Total Tm	Diff	Best Tm	In Lap	2nd Best
1	4	Thom EVANS	Caterham Duratec	2000	A2	11	17:53.492		1:35.203	2	1:35.796
2	311	Sam SMITH	Caterham R300	2000	E1	11	18:19.162	25.670	1:37.747	9	1:38.089
3	18	Damien McKAY	Westfield	999	A2	11	18:27.138	33.646	1:37.898	8	1:37.958
4	65	Ian TOWERS	MK Striker	999	E2	11	18:29.579	36.087	1:38.961	8	1:39.211
5	42	Steve TOWERS	Ludlow Tigra	2300	A1	11	18:30.431	36.939	1:37.153	8	1:37.866
6	12	Scott HUBEL	Peugeot 205 T16	2000	A2	11	18:32.269	38.777	1:38.703	8	1:39.044
7	154	Stevie McNAB	Honda Civic Type R	2400	A1	11	18:52.245	58.753	1:39.641	6	1:40.464
8	17	Drew MYRESCOUGH	Caterham C400	2000	A2	11	19:00.780	1:07.288	1:41.737	6	1:42.049
9	29	Justin COX	Caterham Sigmax	1600	E1	11	19:01.556	1:08.064	1:41.881	6	1:41.998
10	3	Chris HUNTLEY	Subaru Impreza WRX	2000	A1	10	18:50.887	1 Lap	1:42.240	2	1:43.953
Not classified											
DNF	2	Matty COBB	VW Beetle	2700	A1	2	3:13.290	DNF	1:32.943	2	1:38.762
DNS	94	Jon WOOLFIT	MK Indy	1400T	A1			DNS		0	

Announcements

New Track Record (1:37.747) for NSSC Sports/Sal. (E1) by Sam SMITH.
Car No.29 - Transponder stopped working after 2 Laps

Margin of Victory	Avg. Speed	Best Lap Tm	Best Speed	Best Lap by
25.670	80.160	1:32.943	84.168	2 - Matty COBB

Clerk of the Course

Sig : Time :
Chief Timekeeper : Ian Sharp (SMART Timing)
Results available at www.smart-timing.co.uk and www.speedhive.com

Printed: 20/08/2023 15:07:33

DDMC Battle of Britain meeting

Sorted on Laps

DDMC Northern Sports & Saloons Cars Championship - A&E

Cadwell Park 2.173 miles

Race 11 - 2nd Race

20/08/2023 14:45

Race (15:00 and 1 Laps) started at 14:47:05

Pos	No.	Name	Make/Model	CC	Class	Laps	Total Tm	Diff	Best Tm	In Lap	2nd Best
NSSC Sports/Sal. (A1)											
1	42	Steve TOWERS	Ludlow Tigra	2300	A1	11	18:30.431		1:37.153	8	1:37.866
2	154	Stevie McNAB	Honda Civic Type R	2400	A1	11	18:52.245	21.814	1:39.641	6	1:40.464
3	3	Chris HUNTLEY	Subaru Impreza WRX	2000	A1	10	18:50.887	1 Lap	1:42.240	2	1:43.953
Not classified											
DNF	2	Matty COBB	VW Beetle	2700	A1	2	3:13.290	DNF	1:32.943	2	1:38.762
DNS	94	Jon WOOLFIT	MK Indy	1400T	A1			DNS		0	
NSSC Sports/Sal. (A2)											
1	4	Thom EVANS	Caterham Duratec	2000	A2	11	17:53.492		1:35.203	2	1:35.796
2	18	Damien McKAY	Westfield	999	A2	11	18:27.138	33.646	1:37.898	8	1:37.958
3	12	Scott HUBEL	Peugeot 205 T16	2000	A2	11	18:32.269	38.777	1:38.703	8	1:39.044
4	17	Drew MYRESCOUGH	Caterham C400	2000	A2	11	19:00.780	1:07.288	1:41.737	6	1:42.049
NSSC Sports/Sal. (E1)											
1	311	Sam SMITH	Caterham R300	2000	E1	11	18:19.162		1:37.747	9	1:38.089
2	29	Justin COX	Caterham Sigmax	1600	E1	11	19:01.556	42.394	1:41.881	6	1:41.998
NSSC Sports/Sal. (E2)											
1	65	Ian TOWERS	MK Striker	999	E2	11	18:29.579		1:38.961	8	1:39.211

Announcements

New Track Record (1:37.747) for NSSC Sports/Sal. (E1) by Sam SMITH.
Car No.29 - Transponder stopped working after 2 Laps

Margin of Victory	Avg. Speed	Best Lap Tm	Best Speed	Best Lap by
25.670	80.160	1:32.943	84.168	2 - Matty COBB

Clerk of the Course

Sig : _____ Time : _____
Chief Timekeeper : Ian Sharp (SMART Timing)
Results available at www.smart-timing.co.uk and www.speedhive.com

Printed: 20/08/2023 15:08:03

DDMC Battle of Britain meeting

DDMC Northern Sports & Saloons Cars Championship - A&E

Cadwell Park 2.173 miles

Race 11 - 2nd Race

20/08/2023 14:45

Race (15:00 and 1 Laps) started at 14:47:05

Lap	Time of Day	Lap Tm	SFSpd
(4) Thom EVANS			
1	14:48:46.414	1:39.819	111.5
2	14:50:21.617	1:35.203	107.9
3	14:52:00.746	1:39.129	109.8
4	14:53:39.420	1:38.674	108.1
5	14:55:17.116	1:37.696	108.4
6	14:56:53.374	1:36.258	106.2
7	14:58:31.545	1:38.171	106.5
8	15:00:09.211	1:37.666	105.5
9	15:01:46.036	1:36.825	106.5
10	15:03:23.186	1:37.150	105.5
11	15:04:58.982	1:35.796	110.4

Lap	Time of Day	Lap Tm	SFSpd
(311) Sam SMITH			
1	14:48:56.734	1:46.838	101.1
2	14:50:36.009	1:39.275	102.5
3	14:52:15.513	1:39.504	99.7
4	14:53:54.377	1:38.864	101.5
5	14:55:33.956	1:39.579	100.3
6	14:57:13.367	1:39.411	99.3
7	14:58:51.770	1:38.403	97.0
8	15:00:29.859	1:38.089	98.0
9	15:02:07.606	1:37.747	99.4
10	15:03:46.327	1:38.721	98.4
11	15:05:24.652	1:38.325	99.6

Lap	Time of Day	Lap Tm	SFSpd
(18) Damien McKAY			
1	14:48:53.232	1:44.158	105.5
2	14:50:34.756	1:41.524	105.2
3	14:52:13.994	1:39.238	102.9
4	14:53:53.974	1:39.980	102.8
5	14:55:33.452	1:39.478	103.1
6	14:57:12.545	1:39.093	102.9
7	14:58:50.724	1:38.179	102.8
8	15:00:28.622	1:37.898	102.6
9	15:02:06.580	1:37.958	102.9
10	15:03:50.582	1:44.002	99.9
11	15:05:32.628	1:42.046	102.6

Lap	Time of Day	Lap Tm	SFSpd
(65) Ian TOWERS			
1	14:48:52.830	1:44.858	107.9
2	14:50:35.704	1:42.874	107.5
3	14:52:18.937	1:43.233	108.1
4	14:53:59.356	1:40.419	106.9
5	14:55:39.000	1:39.644	107.4
6	14:57:18.345	1:39.345	107.0
7	14:58:57.729	1:39.384	107.0
8	15:00:36.690	1:38.961	106.9
9	15:02:16.068	1:39.378	106.7
10	15:03:55.858	1:39.790	107.7
11	15:05:35.069	1:39.211	106.7

Lap	Time of Day	Lap Tm	SFSpd
(42) Steve TOWERS			
1	14:48:55.652	1:46.646	119.0
2	14:50:37.772	1:42.120	119.2
3	14:52:20.902	1:43.130	121.6
4	14:54:05.192	1:44.290	121.6
5	14:55:44.780	1:39.588	120.0
6	14:57:23.066	1:38.286	116.7
7	14:59:02.276	1:39.210	117.3
8	15:00:39.429	1:37.153	120.7
9	15:02:17.295	1:37.866	119.2
10	15:03:56.877	1:39.582	120.3
11	15:05:35.921	1:39.044	115.1

Lap	Time of Day	Lap Tm	SFSpd
(12) Scott HUBEL			
1	14:48:53.819	1:45.712	103.2
2	14:50:36.289	1:42.470	104.0
3	14:52:19.731	1:43.442	101.8
4	14:54:01.556	1:41.825	99.7
5	14:55:40.639	1:39.083	101.4
6	14:57:19.683	1:39.044	101.7
7	14:58:58.769	1:39.086	100.2

Lap	Time of Day	Lap Tm	SFSpd
8	15:00:37.472	1:38.703	99.9
9	15:02:16.582	1:39.110	101.8
10	15:03:58.025	1:41.443	102.1
11	15:05:37.759	1:39.734	97.0

Lap	Time of Day	Lap Tm	SFSpd
(154) Stevie McNAB			
1	14:48:57.592	1:47.832	97.5
2	14:50:38.823	1:41.231	102.0
3	14:52:20.477	1:41.654	102.8
4	14:54:02.258	1:41.781	101.5
5	14:55:42.957	1:40.699	101.4
6	14:57:22.598	1:39.641	101.4
7	14:59:03.850	1:41.252	101.4
8	15:00:44.314	1:40.464	101.1
9	15:02:25.601	1:41.287	101.1
10	15:04:09.703	1:44.102	97.1
11	15:05:57.735	1:48.032	94.8

Lap	Time of Day	Lap Tm	SFSpd
(17) Drew MYRESCOUGH			
1	14:48:57.452	1:48.248	112.0
2	14:50:40.266	1:42.814	110.0
3	14:52:22.604	1:42.338	110.6
4	14:54:06.319	1:43.715	109.5
5	14:55:49.373	1:43.054	108.9
6	14:57:31.110	1:41.737	107.4
7	14:59:14.328	1:43.218	106.7
8	15:00:58.211	1:43.883	106.7
9	15:02:41.228	1:43.017	107.2
10	15:04:23.277	1:42.049	107.9
11	15:06:06.270	1:42.993	106.2

Lap	Time of Day	Lap Tm	SFSpd
(29) Justin COX			
1	14:48:58.270	1:49.422	98.3
2	14:50:41.062	1:42.792	97.5
3	14:52:23.382	1:42.320	
4	14:54:07.080	1:43.698	
5	14:55:50.132	1:43.052	
6	14:57:32.013	1:41.881	
7	14:59:15.099	1:43.086	
8	15:00:58.946	1:43.847	
9	15:02:41.913	1:42.967	
10	15:04:23.911	1:41.998	
11	15:06:07.046	1:43.135	

Lap	Time of Day	Lap Tm	SFSpd
(3) Chris HUNTLEY			
1	14:48:52.237	1:44.954	108.1
2	14:50:34.477	1:42.240	107.4
3	14:52:18.430	1:43.953	107.9
4	14:54:04.903	1:46.473	107.0
5	14:55:55.838	1:50.935	82.8
6	14:57:55.701	1:59.863	84.8
7	14:59:57.209	2:01.508	83.8
8	15:01:56.092	1:58.883	91.8
9	15:03:55.377	1:59.285	76.9
10	15:05:56.377	2:01.000	86.9

Lap	Time of Day	Lap Tm	SFSpd
(2) Matty COBB			
1	14:48:45.837	1:38.762	119.4
2	14:50:18.780	1:32.943	120.0

Clerk of the Course

Sig : Time :
Chief Timekeeper : Ian Sharp (SMART Timing)

Results available at www.smart-timing.co.uk and www.speedhive.com

Printed: 20/08/2023 15:08:31

Orbits



DDMC Battle of Britain meeting

Lapchart

DDMC Northern Sports & Saloons Cars Championship - A&E

Cadwell Park 2.173 miles

Race 11 - 2nd Race

20/08/2023 14:45

Race (15:00 and 1 Laps) started at 14:47:05

Competitors	Laps											
	0	1	2	3	4	5	6	7	8	9	10	11
Thom EVANS (4)	1	4	2	2	4	4	4	4	4	4	4	4
Matty COBB (2)	2	2	4	4	18	18	18	18	18	18	311	311
Chris HUNTLEY (3)	3	3	3	311	311	311	311	311	311	311	18	18
Ian TOWERS (65)	4	65	65	18	3	65	65	65	65	65	65	65
Scott HUBEL (12)	5	12	18	65	65	12	12	12	12	12	42	42
Justin COX (29)	6	29	12	311	12	154	154	154	42	42	42	12
Steve TOWERS (42)	7	42	42	12	154	3	42	42	154	154	154	154
Damien McKAY (18)	8	18	311	42	42	42	17	17	17	17	17	17
Drew MYRESCOUGH (17)	9	17	17	154	17	17	29	29	29	29	29	29
Stevie McNAB (154)	10	154	154	17	29	29	3	3	3	3	3	3
Sam SMITH (311)	11	311	29	29								
-	12											

Clerk of the Course

Orbits

Sig : Time :
 Chief Timekeeper : Ian Sharp (SMART Timing)
 Results available at www.smart-timing.co.uk and www.speedhive.com



RACE WITH RESPECT

DDMC Battle of Britain meeting

Sorted on Laps

SMRC Citroen C1 Cup

Cadwell Park 2.173 miles

Race 12 - 3rd Race

20/08/2023 15:10

Race (15:00 Time) started at 15:16:18

Pos	No.	Name	Make/Model	CC	Class	Laps	Total Tm	Diff	Best Tm	In Lap	2nd Best
1	51	Murray SCOTT	Citroen C1	1000	C1N	8	16:04.441		1:58.629	6	1:58.634
2	598	Daniel KELL	Citroen C1	1000	Gue	8	16:04.919	0.478	1:58.665	5	1:58.672
3	1	Sam CORSON	Citroen C1	1000	C1	8	16:05.208	0.767	1:58.624	6	1:58.653
4	99	Dan MARTIN	Citroen C1	1000	C1	8	16:06.992	2.551	1:58.355	7	1:58.568
5	529	James HITCHEN	Citroen C1	1000	C1N	8	16:07.911	3.470	1:58.613	3	1:58.624
6	117	Marc NISBET	Citroen C1	1000	C1N	8	16:08.313	3.872	1:58.636	5	1:58.915
7	89	Ross DUNN	Citroen C1	1000	C1	8	16:13.926	9.485	1:59.245	2	1:59.677
8	684	Ralph STURROCK	Citroen C1	1000	C1N	8	16:22.544	18.103	1:59.332	6	1:59.469
9	88	Henry GILLIESPIE	Citroen C1	1000	C1N	8	16:24.116	19.675	1:59.947	3	2:00.485
10	470	Katrina GRAY	Citroen C1	1000	C1	8	16:28.896	24.455	2:01.333	7	2:01.365
11	460	John PROCTOR	Citroen C1	1000	C1	8	16:46.542	42.101	2:04.779	4	2:04.865
12	24	Ayden WILSON	Citroen C1	1000	C1N	8	16:57.436	52.995	1:58.501	7	1:58.933
Not classified											
DNF	110	Calum CONWAY	Citroen C1	1000	C1	7	14:05.918	DNF	1:58.590	3	1:58.749
DNS	70	Andrew DAVIDSON	Citroen C1	1000	C1			DNS		0	
DNS	23	Thomas COMBER	Citroen C1	1000	C1			DNS		0	

Announcements

Car No.460 - Selected lap time(1:52.751) disallowed - Took a shortcut !

Margin of Victory	Avg. Speed	Best Lap Tm	Best Speed	Best Lap by
0.478	64.890	1:58.355	66.096	99 - Dan MARTIN

Clerk of the Course

Orbits

Sig : Time :
Chief Timekeeper : Ian Sharp (SMART Timing)
Results available at www.smart-timing.co.uk and www.speedhive.com



DDMC Battle of Britain meeting

Sorted on Laps

SMRC Citroen C1 Cup

Cadwell Park 2.173 miles

Race 12 - 3rd Race

20/08/2023 15:10

Race (15:00 Time) started at 15:16:18

Pos	No.	Name	Make/Model	CC	Class	Laps	Total Tm	Diff	Best Tm	In Lap	2nd Best
Guest											
1	598	Daniel KELL	Citroen C1	1000	Gue	8	16:04.919		1:58.665	5	1:58.672
SMRC Citroen C1 Cup											
1	1	Sam CORSON	Citroen C1	1000	C1	8	16:05.208		1:58.624	6	1:58.653
2	99	Dan MARTIN	Citroen C1	1000	C1	8	16:06.992	1.784	1:58.355	7	1:58.568
3	89	Ross DUNN	Citroen C1	1000	C1	8	16:13.926	8.718	1:59.245	2	1:59.677
4	470	Katrina GRAY	Citroen C1	1000	C1	8	16:28.896	23.688	2:01.333	7	2:01.365
5	460	John PROCTOR	Citroen C1	1000	C1	8	16:46.542	41.334	2:04.779	4	2:04.865
Not classified											
DNF	110	Calum CONWAY	Citroen C1	1000	C1	7	14:05.918	DNF	1:58.590	3	1:58.749
DNS	70	Andrew DAVIDSON	Citroen C1	1000	C1			DNS		0	
DNS	23	Thomas COMBER	Citroen C1	1000	C1			DNS		0	
SMRC Citroen C1 Cup (N)											
1	51	Murray SCOTT	Citroen C1	1000	C1N	8	16:04.441		1:58.629	6	1:58.634
2	529	James HITCHEN	Citroen C1	1000	C1N	8	16:07.911	3.470	1:58.613	3	1:58.624
3	117	Marc NISBET	Citroen C1	1000	C1N	8	16:08.313	3.872	1:58.636	5	1:58.915
4	684	Ralph STURROCK	Citroen C1	1000	C1N	8	16:22.544	18.103	1:59.332	6	1:59.469
5	88	Henry GILLIESPIE	Citroen C1	1000	C1N	8	16:24.116	19.675	1:59.947	3	2:00.485
6	24	Ayden WILSON	Citroen C1	1000	C1N	8	16:57.436	52.995	1:58.501	7	1:58.933

Announcements

Car No.460 - Selected lap time(1:52.751) disallowed - Took a shortcut !

Margin of Victory	Avg. Speed	Best Lap Tm	Best Speed	Best Lap by
0.478	64.890	1:58.355	66.096	99 - Dan MARTIN

Clerk of the Course

Orbits

Sig : Time :
Chief Timekeeper : Ian Sharp (SMART Timing)
Results available at www.smart-timing.co.uk and www.speedhive.com



DDMC Battle of Britain meeting

SMRC Citroen C1 Cup

Cadwell Park 2.173 miles

Race 12 - 3rd Race

20/08/2023 15:10

Race (15:00 Time) started at 15:16:18

Lap	Time of Day	Lap Tm	SFSpd
(51) Murray SCOTT			
1	15:18:28.588	2:06.737	75.6
2	15:20:27.668	1:59.080	75.0
3	15:22:27.276	1:59.608	75.7
4	15:24:26.515	1:59.239	75.7
5	15:26:25.255	1:58.740	74.9
6	15:28:23.884	1:58.629	74.6
7	15:30:22.518	1:58.634	74.7
8	15:32:22.780	2:00.262	74.8

(598) Daniel KELL			
1	15:18:29.582	2:07.525	75.6
2	15:20:28.585	1:59.003	76.1
3	15:22:27.653	1:59.068	75.7
4	15:24:26.922	1:59.269	75.6
5	15:26:25.587	1:58.665	75.7
6	15:28:24.259	1:58.672	75.6
7	15:30:22.995	1:58.736	75.5
8	15:32:23.258	2:00.263	75.6

(1) Sam CORSON			
1	15:18:30.939	2:07.580	76.7
2	15:20:29.777	1:58.838	77.0
3	15:22:28.503	1:58.726	76.8
4	15:24:27.418	1:58.915	76.6
5	15:26:26.343	1:58.925	76.8
6	15:28:24.967	1:58.624	76.5
7	15:30:23.620	1:58.653	76.9
8	15:32:23.547	1:59.927	76.4

(99) Dan MARTIN			
1	15:18:30.592	2:07.825	76.3
2	15:20:29.423	1:58.831	76.5
3	15:22:30.514	2:01.091	76.0
4	15:24:29.499	1:58.985	75.6
5	15:26:28.067	1:58.568	76.7
6	15:28:26.917	1:58.850	76.1
7	15:30:25.272	1:58.355	75.4
8	15:32:25.331	2:00.059	75.3

(529) James HITCHEN			
1	15:18:28.893	2:07.706	75.8
2	15:20:27.932	1:59.039	76.2
3	15:22:26.545	1:58.613	74.2
4	15:24:27.257	2:00.712	76.4
5	15:26:25.881	1:58.624	76.0
6	15:28:24.650	1:58.769	75.8
7	15:30:23.331	1:58.681	75.9
8	15:32:26.250	2:02.919	75.1

(117) Marc NISBET			
1	15:18:31.753	2:08.014	76.6
2	15:20:30.980	1:59.227	75.0
3	15:22:30.173	1:59.193	75.6
4	15:24:29.088	1:58.915	75.1
5	15:26:27.724	1:58.636	74.9
6	15:28:26.703	1:58.979	74.7
7	15:30:26.318	1:59.615	75.2
8	15:32:26.652	2:00.334	76.3

(89) Ross DUNN			
1	15:18:32.463	2:08.010	75.5
2	15:20:31.708	1:59.245	75.3
3	15:22:31.531	1:59.823	74.9
4	15:24:31.208	1:59.677	74.5
5	15:26:31.209	2:00.001	74.3
6	15:28:31.455	2:00.246	74.2
7	15:30:31.796	2:00.341	74.2
8	15:32:32.265	2:00.469	72.4

(684) Ralph STURROCK			
1	15:18:31.304	2:08.828	76.3
2	15:20:40.330	2:09.026	74.6

Lap	Time of Day	Lap Tm	SFSpd
3	15:22:39.925	1:59.595	75.7
4	15:24:40.798	2:00.873	74.3
5	15:26:40.267	1:59.469	74.9
6	15:28:39.599	1:59.332	75.7
7	15:30:40.440	2:00.841	74.5
8	15:32:40.883	2:00.443	74.1

(88) Henry GILLIESPIE			
1	15:18:32.939	2:07.580	76.6
2	15:20:33.453	2:00.514	75.1
3	15:22:33.400	1:59.947	75.0
4	15:24:33.885	2:00.485	74.8
5	15:26:37.073	2:03.188	73.3
6	15:28:39.047	2:01.974	74.5
7	15:30:40.140	2:01.093	74.5
8	15:32:42.455	2:02.315	74.6

(470) Katrina GRAY			
1	15:18:34.399	2:10.230	74.3
2	15:20:36.437	2:02.038	73.9
3	15:22:38.149	2:01.712	73.6
4	15:24:40.828	2:02.679	71.5
5	15:26:42.193	2:01.365	73.9
6	15:28:43.767	2:01.574	73.9
7	15:30:45.100	2:01.333	74.1
8	15:32:47.235	2:02.135	74.5

(460) John PROCTOR			
1	15:18:37.610	2:11.512	73.6
2	15:20:43.353	2:05.743	73.8
3	15:22:48.361	2:05.008	73.3
4	15:24:53.140	2:04.779	73.7
5	15:26:58.884	2:05.744	72.9
6	15:29:03.749	2:04.865	74.2
7	15:30:56.500	1:52.751	72.5
8	15:33:04.881	2:08.381	72.0

(24) Ayden WILSON			
1	15:18:29.988	2:06.665	76.7
2	15:20:28.921	1:58.933	75.8
3	15:22:28.213	1:59.292	75.1
4	15:25:10.935	2:42.722	
5	15:27:16.723	2:05.788	75.1
6	15:29:15.968	1:59.245	75.3
7	15:31:14.469	1:58.501	75.4
8	15:33:15.775	2:01.306	75.6

(110) Calum CONWAY			
1	15:18:27.932	2:06.914	73.7
2	15:20:28.187	2:00.255	75.2
3	15:22:26.777	1:58.590	74.8
4	15:24:26.270	1:59.493	73.6
5	15:26:26.708	2:00.438	75.6
6	15:28:25.457	1:58.749	75.1
7	15:30:24.257	1:58.800	74.8

Clerk of the Course

Orbits

 Sig : Time :
 Chief Timekeeper : Ian Sharp (SMART Timing)
 Results available at www.smart-timing.co.uk and www.speedhive.com

**RACE
WITH
RESPECT**

DDMC Battle of Britain meeting
Lapchart
SMRC Citroen C1 Cup

Cadwell Park 2.173 miles

Race 12 - 3rd Race

20/08/2023 15:10

Race (15:00 Time) started at 15:16:18

Competitors	Laps									
	0	1	2	3	4	5	6	7	8	
Calum CONWAY (110)	1	110	110	51	529	110	51	51	51	51
James HITCHEN (529)	2	529	51	529	110	51	598	598	598	598
Murray SCOTT (51)	3	51	529	110	51	598	529	529	529	1
Daniel KELL (598)	4	598	598	598	598	529	1	1	1	99
Ralph STURROCK (684)	5	684	24	24	24	1	110	110	110	529
Dan MARTIN (99)	6	99	99	99	1	117	117	117	99	117
Ayden WILSON (24)	7	24	1	1	117	99	99	99	117	89
Sam CORSON (1)	8	1	684	117	99	89	89	89	89	684
Marc NISBET (117)	9	117	117	89	89	88	88	88	88	88
Katrina GRAY (470)	10	470	89	88	88	684	684	684	684	470
Ross DUNN (89)	11	89	88	470	470	470	470	470	470	460
Henry GILLIESPIE (88)	12	88	470	684	684	460	460	460	460	24
John PROCTOR (460)	13	460	460	460	460	24	24	24	24	
-	14									
-	15									

Clerk of the Course
Orbits

Sig : **Time :**
Chief Timekeeper : Ian Sharp (SMART Timing)
Results available at www.smart-timing.co.uk and www.speedhive.com

Printed: 20/08/2023 15:36:30

Scottish C1 Cup (Newcomers)



Pos	Car No.	Name	Knockhill		Knockhill AC		Knockhill		Anglesay		Cadwell Park			Knockhill		Total	Diff
			1	2	3	4	5	6	7	8	9	10	11	12	12a		
1	24	Ayden WILSON			14	12	20	16	20	14	25	25	10			156	
2	684	Ralph STURROCK			16	16	25		16	25	16	20	14			148	-8
3	51	Murray SCOTT			12	14	14	14	12	20	14	16	25			141	-7
4	117	Marc NISBET			20	20	10	12	25	12	10	12	16			137	-4
5	529	James HITCHEN			10		16	25	10	16	20	14	20			131	-6
6	88	Henry GILLIESPIE			25	25	12	20	14	10	12		12			130	-1



DDMC Battle of Britain meeting

Sorted on Laps

PI FSRA Sidecars

Cadwell Park 2.173 miles

Race 12a - 4th Race

20/08/2023 15:30

Race (6 Laps) started at 15:49:09

Pos	No.	Name	Make/Model	CC	Class	Laps	Total Tm	Diff	Best Tm	In Lap	2nd Best
1	37	C MORPHET / D RYDER	LCR Honda	600	Gue	6	10:46.319		1:46.363	2	1:46.632
2	14	M BURNS / S WINFROW			F1	6	11:00.889	14.570	1:47.530	2	1:49.203
3	9	G FAIRHURST / B ANDREWS	Windle Kawasaki	900	F1	6	11:04.524	18.205	1:44.872	5	1:46.341
4	56	R GILROY / C SMYTH			F2	6	11:34.221	47.902	1:53.803	5	1:53.955
5	88	J STEPHENSON / A MASON	Suzuki	100	F1	6	11:39.725	53.406	1:54.427	3	1:54.935
6	54	D QUIRK / S REEVES	Bellas Vincent	1272	Gue	6	11:41.115	54.796	1:54.365	6	1:55.457
7	30	R BUTLER / J SAUNDERS	Ireson F2	600	Gue	6	11:43.552	57.233	1:53.509	4	1:55.002
8	16	D SALLEH / J FAIRHURST	Ireson Yam T'Cat	599	F2	6	11:54.781	1:08.462	1:54.143	5	1:55.559
9	127	G McMAHON / M RANSON	Shelbourne Suzuki	600	F1	6	11:56.899	1:10.580	1:56.748	2	1:57.804
10	32	G KNIGHT / S KNIGHT	Yamaha GSR	600	F2	6	12:02.623	1:16.304	1:56.033	2	1:58.065
11	181	D TIBBLES / R GREENWOOD	DDR Yamaha	1100	F1	6	12:29.263	1:42.944	1:58.001	4	1:58.077
12	908	S WOOLCOT / T SAVILLE	Derbyshire	600	F2	6	12:35.672	1:49.353	2:03.999	2	2:04.218
13	146	R SAUNDERS / G PYMM			Gue	5	10:49.060	1 Lap	1:59.922	2	2:06.718
14	156	J TYRRELL / J THOMAS	Thundercat	600	F2	5	12:12.038	1 Lap	2:22.440	5	2:23.926
Not classified											
DNF	967	G HODGSON / D HODGSON	Shelbourne	600	F2	3	6:16.883	DNF	2:01.956	2	2:04.326
DNS	97	B DAWSON / M SIMS	LCR Honda	600	Gue			DNS		0	
DNS	188	B JUKES / J MILLER	Baker Suzuki	600	Gue			DNS		0	
DNS	18	M BEST / M EASTELL			Gue			DNS		0	
DNS	7	A PEARSON / B PEARSON			Gue			DNS		0	

Announcements

New Track Record (1:44.872) for FSRA PI F1 by G FAIRHURST / B ANDREWS.

Margin of Victory	Avg. Speed	Best Lap Tm	Best Speed	Best Lap by
14.570	72.622	1:44.872	74.594	9 - G FAIRHURST / B ANDREWS

Clerk of the Course

Orbits

Sig : Time :
 Chief Timekeeper : Ian Sharp (SMART Timing)
 Results available at www.smart-timing.co.uk and www.speedhive.com



**DDMC Battle of Britain meeting****Sorted on Laps**

PI FSRA Sidecars

Cadwell Park 2.173 miles

Race 12a - 4th Race

20/08/2023 15:30

Race (6 Laps) started at 15:49:09

Pos	No.	Name	Make/Model	CC	Class	Laps	Total Tm	Diff	Best Tm	In Lap	2nd Best
FSRA PI F1											
1	14	M BURNS / S WINFROW			F1	6	11:00.889		1:47.530	2	1:49.203
2	9	G FAIRHURST / B ANDREWS	Windle Kawasaki	900	F1	6	11:04.524	3.635	1:44.872	5	1:46.341
3	88	J STEPHENSON / A MASON	Suzuki	100	F1	6	11:39.725	38.836	1:54.427	3	1:54.935
4	127	G McMAHON / M RANSON	Shelbourne Suzuki	600	F1	6	11:56.899	56.010	1:56.748	2	1:57.804
5	181	D TIBBLES / R GREENWOOD	DDR Yamaha	1100	F1	6	12:29.263	1:28.374	1:58.001	4	1:58.077
FSRA PI F2											
1	56	R GILROY / C SMYTH			F2	6	11:34.221		1:53.803	5	1:53.955
2	16	D SALLEH / J FAIRHURST	Ireson Yam T'Cat	599	F2	6	11:54.781	20.560	1:54.143	5	1:55.559
3	32	G KNIGHT / S KNIGHT	Yamaha GSR	600	F2	6	12:02.623	28.402	1:56.033	2	1:58.065
4	908	S WOOLCOT / T SAVILLE	Derbyshire	600	F2	6	12:35.672	1:01.451	2:03.999	2	2:04.218
5	156	J TYRRELL / J THOMAS	Thundercat	600	F2	5	12:12.038	1 Lap	2:22.440	5	2:23.926
Not classified											
DNF	967	G HODGSON / D HODGSON	Shelbourne	600	F2	3	6:16.883	DNF	2:01.956	2	2:04.326
FSRA PI Guest											
1	37	C MORPHET / D RYDER	LCR Honda	600	Gue	6	10:46.319		1:46.363	2	1:46.632
2	54	D QUIRK / S REEVES	Bellas Vincent	1272	Gue	6	11:41.115	54.796	1:54.365	6	1:55.457
3	30	R BUTLER / J SAUNDERS	Ireson F2	600	Gue	6	11:43.552	57.233	1:53.509	4	1:55.002
4	146	R SAUNDERS / G PYMM			Gue	5	10:49.060	1 Lap	1:59.922	2	2:06.718
Not classified											
DNS	97	B DAWSON / M SIMS	LCR Honda	600	Gue			DNF		0	
DNS	188	B JUKES / J MILLER	Baker Suzuki	600	Gue			DNF		0	
DNS	18	M BEST / M EASTELL			Gue			DNF		0	
DNS	7	A PEARSON / B PEARSON			Gue			DNF		0	

Announcements

New Track Record (1:44.872) for FSRA PI F1 by G FAIRHURST / B ANDREWS.

Margin of Victory	Avg. Speed	Best Lap Tm	Best Speed	Best Lap by
14.570	72.622	1:44.872	74.594	9 - G FAIRHURST / B ANDREWS

Clerk of the Course**Orbits**

Sig : Time :
 Chief Timekeeper : Ian Sharp (SMART Timing)
 Results available at www.smart-timing.co.uk and www.speedhive.com





DDMC Battle of Britain meeting

PI FSRA Sidecars

Cadwell Park 2.173 miles

Race 12a - 4th Race

20/08/2023 15:30

Race (6 Laps) started at 15:49:09

Lap	Time of Day	Lap Tm	SFSpd
(37) C MORPHET / D RYDER			
1	15:51:02.308	1:50.418	104.4
2	15:52:48.671	1:46.363	104.4
3	15:54:35.461	1:46.790	104.7
4	15:56:22.230	1:46.769	104.9
5	15:58:08.862	1:46.632	105.0
6	15:59:55.594	1:46.732	105.2

Lap	Time of Day	Lap Tm	SFSpd
(14) M BURNS / S WINFROW			
1	15:51:02.913	1:51.538	107.0
2	15:52:50.443	1:47.530	109.5
3	15:54:39.646	1:49.203	108.8
4	15:56:29.667	1:50.021	107.4
5	15:58:19.832	1:50.165	107.9
6	16:00:10.164	1:50.332	110.6

Lap	Time of Day	Lap Tm	SFSpd
(9) G FAIRHURST / B ANDREWS			
1	15:53:07.229	1:50.918	104.7
2	15:54:55.773	1:48.544	103.7
3	15:56:42.114	1:46.341	105.2
4	15:58:28.927	1:46.813	105.0
5	16:00:13.799	1:44.872	105.3

Lap	Time of Day	Lap Tm	SFSpd
(56) R GILROY / C SMYTH			
1	15:51:12.183	1:59.260	99.3
2	15:53:06.522	1:54.339	98.0
3	15:55:01.079	1:54.557	96.6
4	15:56:55.738	1:54.659	92.2
5	15:58:49.541	1:53.803	95.6
6	16:00:43.496	1:53.955	93.9

Lap	Time of Day	Lap Tm	SFSpd
(88) J STEPHENSON / A MASON			
1	15:51:10.900	1:58.096	102.6
2	15:53:05.835	1:54.935	102.9
3	15:55:00.262	1:54.427	102.8
4	15:56:56.068	1:55.806	99.4
5	15:58:52.975	1:56.907	100.6
6	16:00:49.000	1:56.025	102.9

Lap	Time of Day	Lap Tm	SFSpd
(54) D QUIRK / S REEVES			
1	15:51:10.567	1:58.662	94.7
2	15:53:07.385	1:56.818	96.3
3	15:55:02.842	1:55.457	95.2
4	15:56:59.329	1:56.487	94.4
5	15:58:56.025	1:56.696	95.3
6	16:00:50.390	1:54.365	96.4

Lap	Time of Day	Lap Tm	SFSpd
(30) R BUTLER / J SAUNDERS			
1	15:51:11.355	1:58.434	103.6
2	15:53:07.991	1:56.636	103.2
3	15:55:02.993	1:55.002	102.3
4	15:56:56.502	1:53.509	101.8
5	15:58:54.803	1:58.301	97.5
6	16:00:52.827	1:58.024	94.3

Lap	Time of Day	Lap Tm	SFSpd
(16) D SALLEH / J FAIRHURST			
1	15:51:20.505	2:05.059	91.6
2	15:53:19.542	1:59.037	95.6
3	15:55:15.101	1:55.559	97.1
4	15:57:12.661	1:57.560	92.1
5	15:59:06.804	1:54.143	97.5
6	16:01:04.056	1:57.252	97.5

Lap	Time of Day	Lap Tm	SFSpd
(127) G McMAHON / M RANSON			
1	15:51:13.863	1:59.947	106.0
2	15:53:10.611	1:56.748	103.6
3	15:55:08.415	1:57.804	103.7
4	15:57:07.512	1:59.097	97.7
5	15:59:06.236	1:58.724	103.6
6	16:01:06.174	1:59.938	103.1

Lap	Time of Day	Lap Tm	SFSpd
(32) G KNIGHT / S KNIGHT			
1	15:51:12.791	1:59.845	98.3

Lap	Time of Day	Lap Tm	SFSpd
2	15:53:08.824	1:56.033	99.3
3	15:55:13.436	2:04.612	85.4
4	15:57:13.027	1:59.591	100.0
5	15:59:11.092	1:58.065	94.7
6	16:01:11.898	2:00.806	94.5

Lap	Time of Day	Lap Tm	SFSpd
(181) D TIBBLES / R GREENWOOD			
1	15:51:15.545	2:01.996	99.1
2	15:53:15.703	2:00.158	98.7
3	15:55:13.780	1:58.077	100.8
4	15:57:11.781	1:58.001	98.4
5	15:59:16.336	2:04.555	59.0
6	16:01:38.538	2:22.202	63.9

Lap	Time of Day	Lap Tm	SFSpd
(908) S WOOLCOT / T SAVILLE			
1	15:51:20.979	2:06.346	88.5
2	15:53:24.978	2:03.999	80.1
3	15:55:30.249	2:05.271	84.0
4	15:57:34.467	2:04.218	79.4
5	15:59:39.983	2:05.516	86.3
6	16:01:44.947	2:04.964	79.8

Lap	Time of Day	Lap Tm	SFSpd
(146) R SAUNDERS / G PYMM			
1	15:51:22.131	2:06.718	100.8
2	15:53:22.053	1:59.922	102.5
3	15:55:41.032	2:18.979	97.4
4	15:57:50.453	2:09.421	98.1
5	15:59:58.335	2:07.882	98.4

Lap	Time of Day	Lap Tm	SFSpd
(156) J TYRRELL / J THOMAS			
1	15:51:40.748	2:25.237	72.1
2	15:54:08.126	2:27.378	72.2
3	15:56:34.947	2:26.821	72.9
4	15:58:58.873	2:23.926	74.0
5	16:01:21.313	2:22.440	75.5

Lap	Time of Day	Lap Tm	SFSpd
(967) G HODGSON / D HODGSON			
1	15:51:19.876	2:05.016	94.7
2	15:53:21.832	2:01.956	93.7
3	15:55:26.158	2:04.326	90.1

Clerk of the Course

Orbits

Sig : Time :
 Chief Timekeeper : Ian Sharp (SMART Timing)
 Results available at www.smart-timing.co.uk and www.speedhive.com
 Printed: 20/08/2023 16:04:00





DDMC Battle of Britain meeting

Lapchart

PI FSRA Sidecars

Cadwell Park 2.173 miles

Race 12a - 4th Race

20/08/2023 15:30

Race (6 Laps) started at 15:49:09

Competitors	Laps						
	0	1	2	3	4	5	6
M BURNS / S WINFROW (14)	1	14	37	37	37	37	37
C MORPHET / D RYDER (37)	2	37	14	14	14	14	14
D QUIRK / S REEVES (54)	3	54	54	88	88	56	56
J STEPHENSON / A MASON (88)	4	88	88	56	56	88	88
R BUTLER / J SAUNDERS (30)	5	30	30	54	54	30	54
R GILROY / C SMYTH (56)	6	56	56	30	30	54	30
G KNIGHT / S KNIGHT (32)	7	32	32	32	127	127	16
D TIBBLES / R GREENWOOD (181)	8	181	127	127	32	181	16
G McMAHON / M RANSON (127)	9	127	181	181	181	16	32
S WOOLCOT / T SAVILLE (908)	10	908	967	16	16	32	181
G HODGSON / D HODGSON (967)	11	967	16	967	967	908	908
R SAUNDERS / G PYMM (146)	12	146	908	146	908	146	146
D SALLEH / J FAIRHURST (16)	13	16	146	908	146	9	9
J TYRRELL / J THOMAS (156)	14	156	156	156	156	156	156
G FAIRHURST / B ANDREWS (9)	15	9	9	9	9		
-	16						
-	17						
-	18						
-	19						

Clerk of the Course

Orbits

Sig : **Time :**
Chief Timekeeper : Ian Sharp (SMART Timing)
Results available at www.smart-timing.co.uk and www.speedhive.com



DDMC Battle of Britain meeting

Sorted on Laps

Battle of Britain Trophy Race - Cars

Cadwell Park 2.173 miles

Race 14 - Part 1

20/08/2023 15:55

Race (15:00 Time) started at 16:18:19

Pos	No.	Name	Make/Model	CC	Class	Laps	Total Tm	Diff	Best Tm	In Lap	2nd Best
1	4	Thom EVANS	Caterham Duratec	2000	A2	10	16:28.524		1:36.067	2	1:36.134
2	18	Damien McKAY	Westfield	999	A2	10	16:32.456	3.932	1:36.919	7	1:36.949
3	65	Ian TOWERS	MK Striker	999	E2	10	16:35.429	6.905	1:37.765	10	1:38.157
4	311	Sam SMITH	Caterham R300	2000	E1	10	16:36.516	7.992	1:37.159	6	1:37.714
5	31	Gary BOWERS	BMW 315	3000T	B	10	16:59.728	31.204	1:40.476	5	1:40.487
6	154	Stevie McNAB	Honda Civic Type R	2400	A1	10	17:00.669	32.145	1:40.412	5	1:40.531
7	123	Stephen REECE	Lotus Elise	1800	C	10	18:08.668	1:40.144	1:45.448	3	1:45.499
8	217	Steven SOMERVILLE	BMW E36 Compact	1900	C	10	18:18.101	1:49.577	1:48.167	2	1:48.370
9	77	Luke BOWERS	Renault Clio	2000	C	9	16:40.352	1 Lap	1:49.650	5	1:49.771
10	53	Stephen REED	Mazda MX5	1600	M	9	17:04.375	1 Lap	1:51.924	6	1:52.192
11	598	Stephen KELL	Citroen C1	1000	Gue	8	16:30.027	2 Laps	2:00.559	7	2:01.988

Margin of Victory	Avg. Speed	Best Lap Tm	Best Speed	Best Lap by
3.932	79.136	1:36.067	81.431	4 - Thom EVANS

Clerk of the Course

Orbits

Sig : Time :
Chief Timekeeper : Ian Sharp (SMART Timing)
Results available at www.smart-timing.co.uk and www.speedhive.com



DDMC Battle of Britain meeting

Battle of Britain Trophy Race - Cars

Cadwell Park 2.173 miles

Race 14 - Part 1

20/08/2023 15:55

Race (15:00 Time) started at 16:18:19

Lap	Time of Day	Lap Tm	SFSpd
(4) Thom EVANS			
1	16:20:01.359	1:39.882	108.1
2	16:21:37.426	1:36.067	105.8
3	16:23:14.939	1:37.513	103.9
4	16:24:56.044	1:41.105	100.6
5	16:26:33.717	1:37.673	106.2
6	16:28:11.767	1:38.050	104.5
7	16:29:53.621	1:41.854	101.7
8	16:31:33.868	1:40.247	105.5
9	16:33:11.709	1:37.841	104.7
10	16:34:47.843	1:36.134	103.9

(18) Damien McKAY			
1	16:20:07.220	1:44.618	102.3
2	16:21:48.810	1:41.590	106.5
3	16:23:28.805	1:39.995	103.2
4	16:25:07.596	1:38.791	104.0
5	16:26:45.056	1:37.460	104.0
6	16:28:22.005	1:36.949	104.9
7	16:29:58.924	1:36.919	106.0
8	16:31:37.471	1:38.547	104.5
9	16:33:14.688	1:37.217	104.5
10	16:34:51.775	1:37.087	104.2

(65) Ian TOWERS			
1	16:20:03.948	1:42.185	107.7
2	16:21:42.963	1:39.015	107.5
3	16:23:22.650	1:39.687	106.9
4	16:25:01.785	1:39.135	107.2
5	16:26:41.284	1:39.499	107.4
6	16:28:20.482	1:39.198	107.4
7	16:29:58.639	1:38.157	107.0
8	16:31:38.448	1:39.809	108.9
9	16:33:16.983	1:38.535	108.1
10	16:34:54.748	1:37.765	108.6

(311) Sam SMITH			
1	16:20:07.350	1:43.234	105.0
2	16:21:49.224	1:41.874	101.2
3	16:23:29.837	1:40.613	99.3
4	16:25:08.237	1:38.400	99.7
5	16:26:46.231	1:37.994	99.1
6	16:28:23.390	1:37.159	98.4
7	16:30:01.104	1:37.714	99.0
8	16:31:39.441	1:38.337	99.7
9	16:33:17.675	1:38.234	100.6
10	16:34:55.835	1:38.160	99.6

(31) Gary BOWERS			
1	16:20:06.844	1:44.506	104.9
2	16:21:48.670	1:41.826	106.5
3	16:23:31.903	1:43.233	106.0
4	16:25:13.484	1:41.581	104.4
5	16:26:53.960	1:40.476	105.8
6	16:28:35.791	1:41.831	104.9
7	16:30:16.982	1:41.191	105.7
8	16:31:58.067	1:41.085	105.8
9	16:33:38.560	1:40.493	106.0
10	16:35:19.047	1:40.487	105.2

(154) Stevie McNAB			
1	16:20:10.466	1:45.776	102.1
2	16:21:51.225	1:40.759	101.8
3	16:23:32.351	1:41.126	102.8
4	16:25:14.087	1:41.736	101.7
5	16:26:54.499	1:40.412	102.5
6	16:28:36.253	1:41.754	101.7
7	16:30:17.554	1:41.301	101.7
8	16:31:58.483	1:40.929	102.5
9	16:33:39.014	1:40.531	101.8
10	16:35:19.988	1:40.974	91.1

(123) Stephen REECE			
----------------------------	--	--	--

Lap	Time of Day	Lap Tm	SFSpd
1	16:20:14.955	1:51.966	94.5
2	16:22:01.983	1:47.028	94.3
3	16:23:47.431	1:45.448	93.1
4	16:25:35.015	1:47.584	93.5
5	16:27:20.605	1:45.590	93.5
6	16:29:11.119	1:50.514	90.9
7	16:31:02.205	1:51.086	93.5
8	16:32:47.704	1:45.499	94.8
9	16:34:34.802	1:47.098	93.2
10	16:36:27.987	1:53.185	83.5

(217) Steven SOMERVILLE			
1	16:20:16.465	1:53.090	
2	16:22:04.632	1:48.167	
3	16:23:53.471	1:48.839	
4	16:25:42.111	1:48.640	
5	16:27:30.811	1:48.700	
6	16:29:20.607	1:49.796	
7	16:31:09.184	1:48.577	
8	16:32:58.099	1:48.915	
9	16:34:46.469	1:48.370	
10	16:36:37.420	1:50.951	

(77) Luke BOWERS			
1	16:20:18.445	1:54.651	88.5
2	16:22:08.342	1:49.897	88.9
3	16:23:58.239	1:49.897	88.0
4	16:25:48.010	1:49.771	87.7
5	16:27:37.660	1:49.650	88.1
6	16:29:27.577	1:49.917	88.3
7	16:31:17.945	1:50.368	88.6
8	16:33:08.016	1:50.071	88.4
9	16:34:59.671	1:51.655	88.6

(53) Stephen REED			
1	16:20:20.800	1:56.992	85.4
2	16:22:14.101	1:53.301	84.0
3	16:24:06.477	1:52.376	83.8
4	16:25:58.745	1:52.268	84.6
5	16:27:50.937	1:52.192	84.7
6	16:29:42.861	1:51.924	84.1
7	16:31:36.183	1:53.322	83.7
8	16:33:29.624	1:53.441	84.4
9	16:35:23.694	1:54.070	85.3

(598) Stephen KELL			
1	16:20:32.672	2:07.554	74.0
2	16:22:35.397	2:02.725	73.9
3	16:24:37.936	2:02.539	73.7
4	16:26:40.227	2:02.291	74.0
5	16:28:44.774	2:04.547	73.8
6	16:30:46.799	2:02.025	74.3
7	16:32:47.358	2:00.559	74.2
8	16:34:49.346	2:01.988	74.2

Clerk of the Course

Sig : Time :
 Chief Timekeeper : Ian Sharp (SMART Timing)
 Results available at www.smart-timing.co.uk and www.speedhive.com

Printed: 20/08/2023 16:42:04

Orbits



motor
sport
UK

RACE
WITH
RESPECT

DDMC Battle of Britain meeting

Lapchart

Battle of Britain Trophy Race - Cars

Cadwell Park 2.173 miles

Race 14 - Part 1

20/08/2023 15:55

Race (15:00 Time) started at 16:18:19

Competitors	Laps											
	0	1	2	3	4	5	6	7	8	9	10	
Thom EVANS (4)	1	4	4	4	4	4	4	4	4	4	4	4
Ian TOWERS (65)	2	65	65	65	65	65	65	65	65	18	18	18
Gary BOWERS (31)	3	31	31	31	18	18	18	18	18	65	65	65
Damien McKAY (18)	4	18	18	18	311	311	311	311	311	311	311	311
Stephen REECE (123)	5	123	311	311	31	31	31	31	31	31	31	31
Steven SOMERVILLE (217)	6	217	154	154	154	154	154	154	154	154	154	154
Luke BOWERS (77)	7	77	123	123	123	123	123	123	123	123	123	123
Stephen REED (53)	8	53	217	217	217	217	217	217	217	217	217	217
Sam SMITH (311)	9	311	77	77	77	77	77	77	77	77	77	77
Stevie McNAB (154)	10	154	53	53	53	53	53	53	53	53	53	53
Stephen KELL (598)	11	598	598	598	598	598	598	598	598	598	598	598

Clerk of the Course

Orbits


Sig : Time :
 Chief Timekeeper : Ian Sharp (SMART Timing)
 Results available at www.smart-timing.co.uk and www.speedhive.com



RACE WITH RESPECT

DDMC Battle of Britain meeting

Battle of Britain Trophy Race - Cars Race 16 - Part 2 Race (15:00 Time)	Cadwell Park 2.173 miles 20/08/2023 16:45
--	--



POLE POSITION

1	1 4 Thom EVANS		2 18 Damien McKAY
2	3 65 Ian TOWERS		4 311 Sam SMITH
3	5 31 Gary BOWERS		6 154 Stevie McNAB
4	7 123 Stephen REECE		8 217 Steven SOMERVILLE
5	9 77 Luke BOWERS		10 53 Stephen REED
6	11 598 Daniel KELL		

DDMC Battle of Britain meeting

Sorted on Laps

Battle of Britain Trophy Race - Cars

Cadwell Park 2.173 miles

Race 16 - Part 2

20/08/2023 16:45

Race (15:00 Time) started at 16:58:23

Pos	No.	Name	Make/Model	CC	Class	Laps	Total Tm	Diff	Best Tm	In Lap	2nd Best
1	4	Thom EVANS	Caterham Duratec	2000	A2	10	16:25.863		1:35.671	9	1:35.764
2	18	Damien McKAY	Westfield	999	A2	10	16:31.374	5.511	1:37.014	2	1:37.741
3	311	Sam SMITH	Caterham R300	2000	E1	10	16:31.855	5.992	1:37.369	2	1:37.569
4	65	Ian TOWERS	MK Striker	999	E2	10	16:50.511	24.648	1:38.848	2	1:39.258
5	154	Stevie McNAB	Honda Civic Type R	2400	A1	10	16:53.826	27.963	1:39.894	6	1:40.181
6	31	Gary BOWERS	BMW 315	3000T	B	10	16:57.502	31.639	1:40.125	6	1:40.321
7	123	Stephen REECE	Lotus Elise	1800	C	10	17:49.599	1:23.736	1:43.164	7	1:43.264
8	217	Steven SOMERVILLE	BMW E36 Compact	1900	C	9	16:26.419	1 Lap	1:48.202	8	1:48.477
9	77	Luke BOWERS	Renault Clio	2000	C	9	16:45.986	1 Lap	1:49.550	6	1:50.388
10	53	Stephen REED	Mazda MX5	1600	M	9	16:51.062	1 Lap	1:50.420	2	1:50.774
11	598	Daniel KELL	Citroen C1	1000	Gue	9	18:02.238	1 Lap	1:58.092	8	1:58.142

Announcements

Car No.65 - Racetime includes a 10 second False Start time penalty

Margin of Victory	Avg. Speed	Best Lap Tm	Best Speed	Best Lap by
5.511	79.350	1:35.671	81.768	4 - Thom EVANS

Clerk of the Course

Orbits

Sig : Time :
Chief Timekeeper : Ian Sharp (SMART Timing)
Results available at www.smart-timing.co.uk and www.speedhive.com



DDMC Battle of Britain meeting

Battle of Britain Trophy Race - Cars

Cadwell Park 2.173 miles

Race 16 - Part 2

20/08/2023 16:45

Race (15:00 Time) started at 16:58:23

Lap	Time of Day	Lap Tm	SFSpd
(4) Thom EVANS			
1	17:00:03.839	1:38.510	107.4
2	17:01:40.923	1:37.084	104.4
3	17:03:19.070	1:38.147	101.1
4	17:04:55.989	1:36.919	105.2
5	17:06:36.545	1:40.556	105.5
6	17:08:14.671	1:38.126	105.0
7	17:09:55.742	1:41.071	107.0
8	17:11:31.506	1:35.764	108.4
9	17:13:07.177	1:35.671	104.0
10	17:14:49.236	1:42.059	101.1

(18) Damien McKAY			
1	17:00:08.733	1:42.526	104.2
2	17:01:45.747	1:37.014	108.1
3	17:03:23.551	1:37.804	103.7
4	17:05:02.895	1:39.344	102.8
5	17:06:40.887	1:37.992	103.1
6	17:08:20.052	1:39.165	102.6
7	17:09:58.531	1:38.479	103.1
8	17:11:36.272	1:37.741	102.6
9	17:13:16.222	1:39.950	102.1
10	17:14:54.747	1:38.525	102.8

(311) Sam SMITH			
1	17:00:09.072	1:42.735	103.9
2	17:01:46.441	1:37.369	100.5
3	17:03:24.010	1:37.569	101.1
4	17:05:03.410	1:39.400	100.9
5	17:06:41.326	1:37.916	100.9
6	17:08:20.362	1:39.036	101.4
7	17:09:59.148	1:38.786	100.0
8	17:11:36.741	1:37.593	99.9
9	17:13:16.959	1:40.218	98.4
10	17:14:55.228	1:38.269	100.9

(65) Ian TOWERS			
1	17:00:06.791	1:40.670	106.7
2	17:01:45.639	1:38.848	104.9
3	17:03:25.530	1:39.891	107.9
4	17:05:05.175	1:39.645	108.6
5	17:06:44.797	1:39.622	107.5
6	17:08:24.055	1:39.258	107.2
7	17:10:03.473	1:39.418	107.0
8	17:11:43.329	1:39.856	107.0
9	17:13:23.463	1:40.134	107.5
10	17:15:03.884	1:40.421	107.2

(154) Stevie McNAB			
1	17:00:11.866	1:44.350	101.1
2	17:01:53.143	1:41.277	101.2
3	17:03:34.432	1:41.289	100.8
4	17:05:15.674	1:41.242	100.5
5	17:06:55.855	1:40.181	100.5
6	17:08:35.749	1:39.894	100.5
7	17:10:16.247	1:40.498	100.5
8	17:11:56.463	1:40.216	100.3
9	17:13:36.885	1:40.422	100.5
10	17:15:17.199	1:40.314	100.8

(31) Gary BOWERS			
1	17:00:11.032	1:44.408	103.1
2	17:01:52.609	1:41.577	105.0
3	17:03:33.809	1:41.200	105.5
4	17:05:16.914	1:43.105	104.7
5	17:06:57.695	1:40.781	104.7
6	17:08:37.820	1:40.125	104.7
7	17:10:18.476	1:40.656	104.4
8	17:11:58.981	1:40.505	104.5
9	17:13:39.302	1:40.321	105.0
10	17:15:20.875	1:41.573	98.1

(123) Stephen REECE			
---------------------	--	--	--

Lap	Time of Day	Lap Tm	SFSpd
1	17:00:18.055	1:50.894	93.2
2	17:02:04.555	1:46.500	94.7
3	17:03:49.020	1:44.465	94.5
4	17:05:33.556	1:44.536	94.7
5	17:07:17.678	1:44.122	94.3
6	17:09:03.657	1:45.979	93.9
7	17:10:46.821	1:43.164	94.7
8	17:12:30.085	1:43.264	93.5
9	17:14:20.000	1:49.915	90.8
10	17:16:12.972	1:52.972	84.1

(217) Steven SOMERVILLE			
1	17:00:20.579	1:52.690	
2	17:02:09.864	1:49.285	
3	17:03:58.721	1:48.857	
4	17:05:47.334	1:48.613	
5	17:07:35.820	1:48.486	
6	17:09:24.297	1:48.477	
7	17:11:12.826	1:48.529	
8	17:13:01.028	1:48.202	
9	17:14:49.792	1:48.764	

(77) Luke BOWERS			
1	17:00:22.908	1:53.971	88.9
2	17:02:13.337	1:50.429	88.8
3	17:04:04.452	1:51.115	89.7
4	17:05:56.775	1:52.323	89.7
5	17:07:47.365	1:50.590	87.3
6	17:09:36.915	1:49.550	87.6
7	17:11:27.303	1:50.388	86.8
8	17:13:18.179	1:50.876	87.8
9	17:15:09.359	1:51.180	85.2

(53) Stephen REED			
1	17:00:22.426	1:53.747	85.4
2	17:02:12.846	1:50.420	85.4
3	17:04:04.122	1:51.276	85.4
4	17:05:56.491	1:52.369	84.4
5	17:07:49.909	1:53.418	81.3
6	17:09:40.870	1:50.961	84.2
7	17:11:31.916	1:51.046	84.0
8	17:13:23.661	1:51.745	85.3
9	17:15:14.435	1:50.774	84.2

(598) Daniel KELL			
1	17:00:33.120	2:03.771	74.8
2	17:02:33.342	2:00.222	74.6
3	17:04:32.161	1:58.819	75.1
4	17:06:30.542	1:58.381	74.8
5	17:08:30.425	1:59.883	74.8
6	17:10:29.735	1:59.310	74.6
7	17:12:27.877	1:58.142	74.5
8	17:14:25.969	1:58.092	75.0
9	17:16:25.611	1:59.642	74.3

Clerk of the Course

Sig : Time :
Chief Timekeeper : Ian Sharp (SMART Timing)
Results available at www.smart-timing.co.uk and www.speedhive.com

Printed: 20/08/2023 17:17:39

Orbits



motor
sport
UK

RACE
WITH
RESPECT

DDMC Battle of Britain meeting

Lapchart

Battle of Britain Trophy Race - Cars

Cadwell Park 2.173 miles

Race 16 - Part 2

20/08/2023 16:45

Race (15:00 Time) started at 16:58:23

Competitors	Laps											
	0	1	2	3	4	5	6	7	8	9	10	
Thom EVANS (4)	1	4	4	4	4	4	4	4	4	4	4	4
Ian TOWERS (65)	2	65	65	65	18	18	18	18	18	18	18	18
Damien McKAY (18)	3	18	18	18	311	311	311	311	311	311	311	311
Sam SMITH (311)	4	311	311	311	65	65	65	65	65	65	65	65
Gary BOWERS (31)	5	31	31	31	31	154	154	154	154	154	154	154
Stephen REECE (123)	6	123	154	154	154	31	31	31	31	31	31	31
Stevie McNAB (154)	7	154	123	123	123	123	123	123	123	123	123	123
Steven SOMERVILLE (217)	8	217	217	217	217	217	217	217	217	217	217	217
Stephen REED (53)	9	53	53	53	53	77	77	77	77	77	77	77
Luke BOWERS (77)	10	77	77	77	77	77	53	53	53	53	53	53
Daniel KELL (598)	11	598	598	598	598	598	598	598	598	598	598	598

Clerk of the Course

Orbits

Sig : Time :
 Chief Timekeeper : Ian Sharp (SMART Timing)
 Results available at www.smart-timing.co.uk and www.speedhive.com

Printed: 20/08/2023 17:17:52



DDMC Battle of Britain meeting

Battle of Britain Trophy Race - Cars

Cadwell Park 2.173 miles

Battle of Britain Trophy - Combined



Pos	No.	Name	Make/Model	CC	Class	Laps	Total Tm	Diff
1	4	Thom EVANS	Caterham Duratec	2000	A2	20	32:54.387	
2	18	Damien McKAY	Westfield	999	A2	20	33:03.830	9.443
3	311	Sam SMITH	Caterham R300	2000	E1	20	33:08.371	13.984
4	65	Ian TOWERS	MK Striker	999	E2	20	33:25.940	31.553
5	154	Stevie McNAB	Honda Civic Type R	2400	A1	20	33:54.495	1:00.108
6	31	Gary BOWERS	BMW 315	3000T	B	20	33:57.230	1:02.843
7	123	Stephen REECE	Lotus Elise	1800	C	20	35:58.267	3:03.880
8	217	Steven SOMERVILLE	BMW E36 Compact	1900	C	19	34:44.520	1 Lap
9	77	Luke BOWERS	Renault Clio	2000	C	18	33:26.338	2 Laps
10	53	Stephen REED	Mazda MX5	1600	M	18	33:55.437	2 Laps
11	598	Stephen / Daniel KELL	Citroen C1	1000	Gue	17	34:32.265	3 Laps

Clerk of the Course

Sig : Time :
 Chief Timekeeper : Ian Sharp (SMART Timing)
 Results available at www.smart-timing.co.uk and www.speedhive.com

Printed: 20/08/2023 17:20:30

Orbits

