

**13<sup>th</sup>/14<sup>th</sup> September 2025**

**Knockhill**



**S.M.A.R.T.**

**Scottish Motorsports Automatic Race Timing**

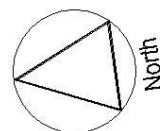
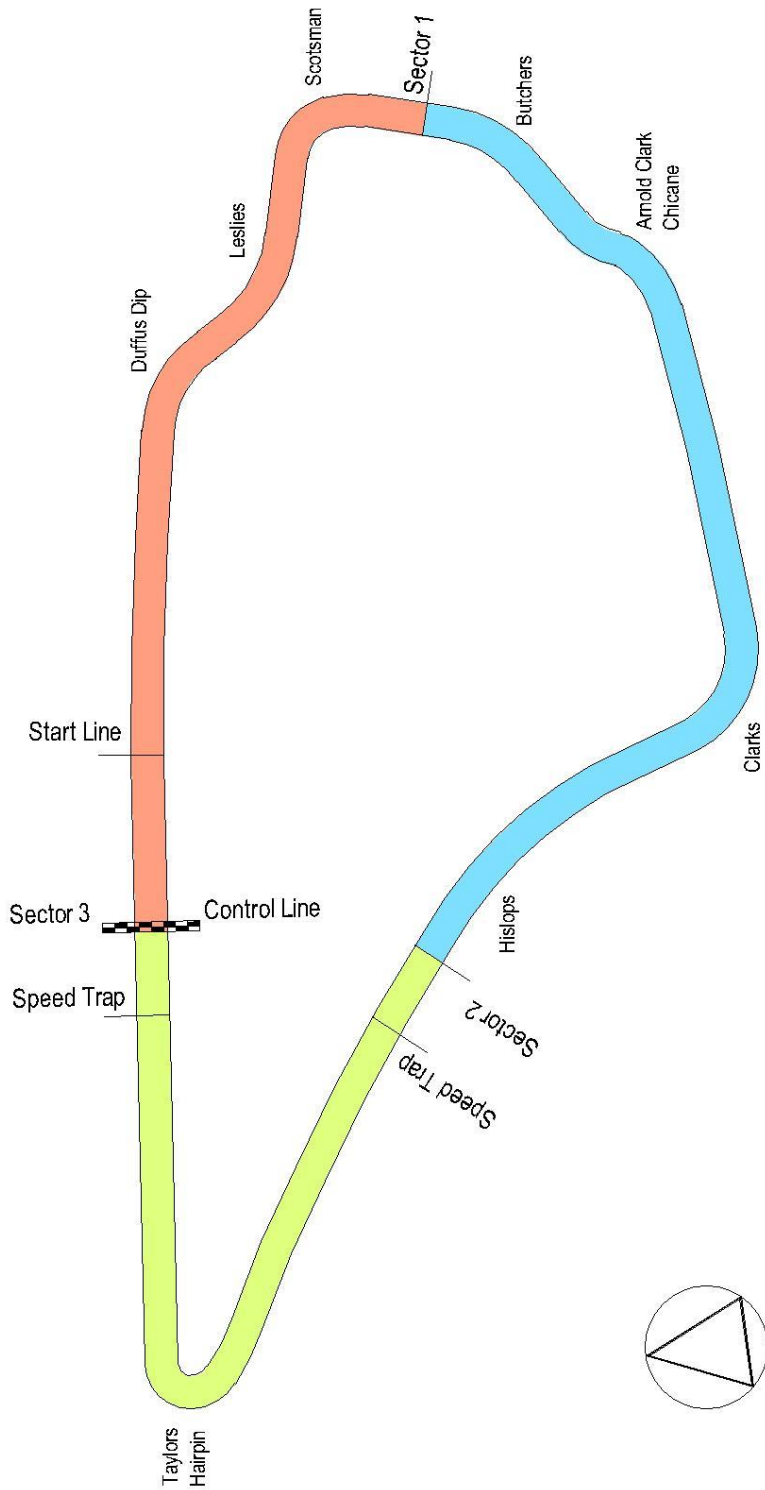

Ravenslea, Melrose Road, Galashiels, TD1 2AT

Telephone : 01896 – 752447

# Scottish Motorsports Automatic Race Timing

## Circuit layout

### Knockhill – Clockwise



Length	
Sector 1	0.433 Mile
Sector 2	0.503 Mile
Sector 3	0.334 Mile

**KMSC/SMRC Race meeting****Sorted on best lap time**

Scottish Legends Cars Championship

Knockhill 1.267 miles

Familiarisation - Q1

13/09/2025 11:30

Practice (10:00 Time) started at 11:22:47

Pos	No.	Name	Make/Model	CC	Class	Laps	Best Tm	Diff	Best Speed	2nd Best
1	22	Ben MASON	Legend Sedan	847	L	6	58.511		77.948	58.623
2	71	Ryan McLEISH	Legend 34 Coupe	890	L	6	58.712	0.201	77.682	58.832
3	14	Daniel CLARK	Legend Coupe	890	L	6	58.922	0.411	77.405	58.936
4	85	Mark BEATY	Legend 34 Coupe	890	L	6	59.242	0.731	76.987	59.641
5	77	Michael WEDDELL	Legend Coupe	1250	L	6	59.366	0.855	76.826	59.482
6	24	Matthew PAPE	Legend 34 Coupe	1250	L	6	59.831	1.320	76.229	59.955
7	35	Neil SHENTON	Legend 34 Coupe	890	L	6	59.874	1.363	76.174	1:00.044
8	95	Maxim POPELYUSHKO	Legend Coupe	847	L	6	1:00.019	1.508	75.990	1:00.206
9	55	Stuart McANDREW	Legend Coupe	1250	L	6	1:00.100	1.589	75.888	1:00.549
10	6	Gary ATKINSON	Legend Coupe	890	L	6	1:00.181	1.670	75.785	1:00.303
11	9	Colin ATKINSON	Legend Coupe	899	L	6	1:00.181	1.670	75.785	1:00.375
12	97	Jamie BLAKE	Legend Coupe	1250	L R	6	1:00.425	1.914	75.479	1:01.038
13	2	David ALLAN	Legend 34 Coupe	890	L	6	1:00.471	1.960	75.422	1:00.909
14	72	Glenn BURTENSHAW	Legend Sedan	1250	L	6	1:00.563	2.052	75.307	1:00.637
15	51	Murray SCOTT	Legend Coupe	1250	L R	6	1:00.660	2.149	75.187	1:00.769
16	27	Grant HUNTER	Legend Coupe	890	L	6	1:00.798	2.287	75.016	1:00.885
17	333	Bill READ	Legend Coupe	890	L	6	1:01.043	2.532	74.715	1:01.352
18	21	Mark MULHOLLAND	Legend Coupe	1250	L	6	1:01.066	2.555	74.687	1:01.529
19	555	Ewan ROBERTSON	Legend Coupe	900	L R	6	1:01.291	2.780	74.413	1:01.635
20	305	Carlos PEREZ	Ford Coupe	900	L	5	1:01.440	2.929	74.232	1:02.082
21	733	Keith ATKINSON	Legend Coupe	1300	L R	6	1:01.464	2.953	74.203	1:01.596
22	78	David HEADEN	Legend Sedan	1250	L	5	1:01.642	3.131	73.989	1:02.145
23	7	Christopher WALLACE	Legend Coupe	1250	L	6	1:01.993	3.482	73.570	1:02.467
24	100	Lee NAYLOR	Legend Coupe	1250	Gue	6	1:02.123	3.612	73.416	1:02.561
25	17	Ronald WILKINSON	Legend Coupe	1250	L R	6	1:02.508	3.997	72.964	1:03.095
26	15	Elby CLARK	Legend Coupe	890	L	4	1:03.678	5.167	71.623	1:03.862
27	53	Stuart ROBERTSON	Legend Coupe	850	L	5	1:04.665	6.154	70.530	1:06.700

**Announcements**

Car No's 21 & 85 - Reported for exceeding track limits  
 RED FLAG after 6:44 - Result declared

Senior Clerk of the Course

Orbits

Sig : Steve Burns

Time :

Chief Timekeeper : Ian Sharp (SMART Timing)

Results available at [www.smart-timing.co.uk](http://www.smart-timing.co.uk) and [www.speedhive.com](http://www.speedhive.com)

Printed: 13/09/2025 11:34:22

motor  
sport  
UK**RACE  
WITH  
RESPECT**

**KMSC/SMRC Race meeting****Scottish Legends Cars Championship****Knockhill 1.267 miles****Familiarisation - Q1****13/09/2025 11:30****Practice (10:00 Time) started at 11:22:47**

Lap	Time of Day	Lap Tm	S1	S2	S3	S2Spd	SFSpd	Lap	Time of Day	Lap Tm	S1	S2	S3	S2Spd	SFSpd
<b>(22) Ben MASON</b>															
1	11:23:41.280			23.187	17.961	97.7	<b>91.7</b>	1	11:23:47.226			24.303	18.277	94.0	88.6
2	11:24:40.396	<b>59.116</b>	19.370	22.352	<b>17.394</b>	99.1	91.6	2	11:24:48.453	<b>1:01.227</b>	19.964	23.314	17.949	96.6	89.4
3	11:25:42.115	<b>1:01.719</b>	19.556	24.171	17.992	94.9	89.2	3	11:25:49.876	<b>1:01.423</b>	19.760	23.258	18.405	98.0	88.9
4	11:26:40.626	<b>58.511</b>	18.958	21.988	17.565	99.7	90.2	4	11:26:50.318	<b>1:00.442</b>	<b>19.653</b>	22.942	17.847	97.0	89.5
5	11:27:39.249	<b>58.623</b>	<b>18.766</b>	<b>21.908</b>	17.949	<b>100.8</b>	91.3	5	11:27:50.499	<b>1:00.181</b>	19.688	22.758	<b>17.735</b>	97.3	90.6
6	11:28:37.984	<b>58.735</b>	19.321	21.982	17.432	99.1	90.9	6	11:28:50.802	<b>1:00.303</b>	19.756	<b>22.728</b>	17.819	<b>98.4</b>	<b>91.1</b>
<b>(71) Ryan McLEISH</b>															
1	11:24:03.438			22.667	17.951	<b>99.7</b>	91.3	<b>(9) Colin ATKINSON</b>							
2	11:25:03.067	<b>59.629</b>	19.443	22.495	17.691	96.8	90.2	1	11:23:29.837			23.506	18.149	95.1	90.2
3	11:26:02.548	<b>59.481</b>	19.346	22.531	17.604	<b>93.2</b>	90.1	2	11:24:31.139	<b>1:01.302</b>	20.020	23.252	18.030	96.1	89.5
4	11:27:01.380	<b>58.832</b>	19.124	22.095	17.613	90.1	90.1	3	11:25:32.212	<b>1:01.073</b>	19.990	23.027	18.056	97.7	89.8
5	11:28:01.226	<b>59.846</b>	19.428	22.664	17.574	98.8	90.9	4	11:26:32.587	<b>1:00.375</b>	<b>19.822</b>	22.670	17.883	<b>98.8</b>	90.2
6	11:28:59.938	<b>58.712</b>	<b>19.113</b>	<b>22.027</b>	<b>17.572</b>	91.8	91.8	5	11:27:33.402	<b>1:00.815</b>	19.879	23.045	17.891	97.1	<b>91.9</b>
<b>(14) Daniel CLARK</b>															
1	11:23:39.190			23.943	17.925	97.4	91.3	6	11:28:33.583	<b>1:00.181</b>	19.973	<b>22.426</b>	<b>17.782</b>	98.7	90.7
2	11:24:39.842	<b>1:00.652</b>	19.449	23.680	17.523	99.7	91.4	<b>(97) Jamie BLAKE</b>							
3	11:25:39.589	<b>59.747</b>	19.719	22.595	17.433	<b>101.1</b>	<b>92.2</b>	1	11:23:53.179			23.559	18.516	<b>100.0</b>	88.6
4	11:26:38.525	<b>58.936</b>	19.173	22.354	<b>17.409</b>	98.7	91.3	2	11:24:55.526	<b>1:02.347</b>	19.764	23.414	19.169	80.9	90.2
5	11:27:38.120	<b>59.595</b>	<b>19.088</b>	22.947	17.560	97.8	90.0	3	11:25:56.692	<b>1:01.166</b>	<b>19.463</b>	23.332	18.371	98.0	<b>91.3</b>
6	11:28:37.042	<b>58.922</b>	19.229	<b>22.245</b>	17.448	99.4	92.2	4	11:26:57.730	<b>1:01.038</b>	19.706	22.915	18.417	99.1	90.8
<b>(85) Mark BEATY</b>															
1	11:23:33.910			23.013	17.968	95.6	89.0	5	11:27:59.286	<b>1:01.556</b>	20.625	22.694	18.237	97.3	90.7
2	11:24:33.788	<b>59.878</b>	19.689	22.313	17.876	95.5	88.4	6	11:28:59.711	<b>1:00.425</b>	19.598	<b>22.616</b>	<b>18.211</b>	99.3	86.5
3	11:25:33.429	<b>59.641</b>	<b>19.282</b>	22.546	17.813	96.1	88.6	<b>(2) David ALLAN</b>							
4	11:26:32.671	<b>59.242</b>	19.418	22.048	17.776	<b>98.8</b>	<b>91.4</b>	1	11:23:33.984			24.389	18.977	94.7	85.4
5	11:27:33.229	<b>1:00.558</b>	19.936	22.834	17.788	96.6	88.1	2	11:24:35.443	<b>1:01.459</b>	19.910	23.318	18.231	96.6	87.5
6	11:28:32.958	<b>59.729</b>	19.980	<b>22.037</b>	<b>17.712</b>	96.8	90.7	3	11:25:36.674	<b>1:01.231</b>	19.768	23.251	18.212	95.7	87.3
<b>(77) Michael WEDDELL</b>															
1	11:24:03.290			23.825	18.557	99.9	92.3	4	11:26:37.583	<b>1:00.909</b>	<b>19.711</b>	22.999	18.199	96.3	88.3
2	11:25:03.323	<b>1:00.033</b>	19.791	22.645	17.597	99.9	92.3	5	11:27:39.013	<b>1:01.430</b>	19.798	23.301	18.331	<b>100.2</b>	89.6
3	11:26:02.919	<b>59.596</b>	19.374	22.544	17.678	<b>101.1</b>	<b>92.8</b>	6	11:28:39.484	<b>1:00.471</b>	19.872	<b>22.651</b>	<b>17.948</b>	98.8	<b>92.2</b>
4	11:27:02.962	<b>1:00.043</b>	19.715	22.704	17.624	97.4	91.2	<b>(72) Glenn BURTENSHAW</b>							
5	11:28:02.444	<b>59.482</b>	19.426	22.500	<b>17.556</b>	98.5	90.9	1	11:24:11.920			23.850	18.519	94.3	86.9
6	11:29:01.810	<b>59.366</b>	<b>19.197</b>	<b>22.362</b>	17.807	97.3	87.8	2	11:25:13.380	<b>1:01.460</b>	19.967	23.320	18.173	95.3	86.8
<b>(24) Matthew PAPE</b>															
1	11:23:37.721			23.670	18.522	96.6	<b>90.3</b>	3	11:26:14.213	<b>1:00.833</b>	19.756	22.991	18.086	<b>97.4</b>	88.1
2	11:24:38.840	<b>1:01.119</b>	20.243	22.925	17.951	<b>100.3</b>	88.5	4	11:27:14.850	<b>1:00.637</b>	19.675	23.006	17.956	96.0	87.7
3	11:25:39.364	<b>1:00.524</b>	19.582	22.791	18.151	96.1	88.2	5	11:28:15.413	<b>1:00.563</b>	19.673	<b>22.976</b>	<b>17.914</b>	95.3	<b>89.4</b>
4	11:26:39.319	<b>59.955</b>	19.620	22.561	17.774	98.0	89.6	6	11:29:16.293	<b>1:00.880</b>	<b>19.476</b>	23.317	18.087	95.1	87.7
5	11:27:39.150	<b>59.831</b>	<b>19.321</b>	<b>22.409</b>	18.101	98.8	87.7	<b>(51) Murray SCOTT</b>							
6	11:28:39.371	<b>1:00.221</b>	19.922	22.606	<b>17.693</b>	99.3	88.6	1	11:23:53.412			24.456	19.421	94.0	90.3
<b>(35) Neil SHENTON</b>															
1	11:24:19.183			24.894	18.991	92.7	86.9	2	11:24:54.181	<b>1:00.769</b>	19.922	22.847	<b>18.000</b>	96.7	89.7
2	11:25:20.843	<b>1:01.660</b>	20.626	23.206	17.828	95.7	88.6	3	11:25:56.115	<b>1:01.934</b>	19.962	23.836	18.136	94.3	<b>91.4</b>
3	11:26:21.204	<b>1:00.361</b>	19.998	22.615	17.748	97.0	88.8	4	11:26:57.303	<b>1:01.188</b>	19.904	23.070	18.214	<b>99.4</b>	89.1
4	11:27:21.078	<b>59.874</b>	<b>19.724</b>	22.478	<b>17.672</b>	97.7	89.1	5	11:27:59.032	<b>1:01.729</b>	19.698	23.651	18.380	95.1	88.6
5	11:28:21.122	<b>1:00.044</b>	19.752	<b>22.377</b>	17.915	<b>98.3</b>	<b>89.7</b>	6	11:28:59.692	<b>1:00.660</b>	<b>19.629</b>	<b>22.708</b>	18.323	96.1	88.9
6	11:29:22.304	<b>1:01.182</b>	20.593	22.704	17.885	97.7	88.9	<b>(27) Grant HUNTER</b>							
<b>(95) Maxim POPELYUSHKO</b>															
1	11:23:43.110			23.120	18.167	97.5	<b>90.2</b>	1	11:23:53.680			24.031	19.158	97.3	89.8
2	11:24:43.877	<b>1:00.767</b>	19.764	22.786	18.217	97.8	90.1	2	11:24:54.565	<b>1:00.885</b>	20.105	<b>22.835</b>	17.945	98.0	91.2
3	11:25:46.195	<b>1:02.318</b>	21.065	23.286	17.967	<b>98.8</b>	87.8	3	11:25:56.000	<b>1:01.435</b>	19.734	23.833	<b>17.868</b>	97.1	89.6
4	11:26:46.911	<b>1:00.716</b>	19.847	22.760	18.109	96.7	89.0	4	11:26:57.514	<b>1:01.514</b>	19.783	23.145	18.586	96.8	90.8
5	11:27:47.117	<b>1:00.206</b>	<b>19.541</b>	22.640	18.025	96.8	89.0	5	11:28:01.459	<b>1:03.945</b>	21.951	23.867	18.127	97.8	<b>91.8</b>
6	11:28:47.136	<b>1:00.019</b>	19.639	<b>22.461</b>	<b>17.919</b>	96.4	89.2	6	11:29:02.257	<b>1:00.798</b>	<b>19.592</b>	23.196	18.010	<b>99.4</b>	90.7
<b>(55) Stuart McANDREW</b>															
1	11:23:37.075			24.603	18.826	95.1	90.3	<b>(333) Bill READ</b>							
2	11:24:39.004	<b>1:01.929</b>	20.396	23.237	18.296	96.4	<b>91.6</b>	1	11:23:40.479			25.555	18.743	94.9	90.4
3	11:25:40.060	<b>1:01.056</b>	20.190	22.896	17.970	<b>98.3</b>	91.2	2	11:24:43.833	<b>1:03.354</b>	20.545	23.484	19.325	97.0	89.6
4	11:26:40.902	<b>1:00.842</b>	19.746	23.212	<b>17.884</b>	97.3	91.6	3	11:25:46.479	<b>1:02.646</b>	20.702	23.595	18.349	97.7	<b>91.8</b>
5	11:27:41.002	<b>1:00.100</b>	<b>19.191</b>	<b>22.802</b>	18.107	97.5	88.9	4	11:26:47.879	<b>1:01.400</b>	20.069	23.181	18.150	<b>98.4</b>	91.4
6	11:28:41.551	<b>1:00.549</b>	19.680	22.924	17.945	96.8	88.9	5	11:27:49.231	<b>1:01.352</b>	20.106	23.230	<b>18.016</b>	98.1	91.1
<b>(6) Gary ATKINSON</b>															
1	11:23:41.280			23.187	17.961	97.7	<b>91.7</b>	6	11:28:50.274	<b>1:01.043</b>	<b>19.974</b>	<b>23.029</b>	18.040	98.1	90.4
<b>(21) Mark MULHOLLAND</b>															
1	11:24:14.503			24.942	19.196	94.3	88.2	<b>(555) Ewan ROBERTSON</b>							
2	11:25:16.636	<b>1:02.133</b>	20.402	23.349	18.382	95.7	87.4	1	11:23:57.239			25.142	18.576	96.0	87.6
3	11:26:18.165	<b>1:01.529</b>	20.347	<b>22.888</b>	18.294	96.8	88.3	2	11:24:59.600	<b>1:02.361</b>	20.555	23.340	18.466	96.0	87.0
4	11:27:19.231	<b>1:01.066</b>	<b>20.016</b>	23.030	18.020	96.6	89.2								
5	11:28:20.871	<b>1:01.640</b>	20.271	22.891	18.478	96.6	88.6								
6	11:29:23.272	<b>1:02.401</b>	21.394	23.055	<b>17.952</b>	<b>97.1</b>	<b>90.2</b>								

Senior Clerk of the Course

Orbits

Sig : Steve Burns

Time :

Chief Timekeeper : Ian Sharp (SMART Timing)

Results available at [www.smart-timing.co.uk](http://www.smart-timing.co.uk) and [www.speedhive.com](http://www.speedhive.com)

Printed: 13/09/2025 11:34:55



**KMSC/SMRC Race meeting****Scottish Legends Cars Championship****Knockhill 1.267 miles****Familiarisation - Q1****13/09/2025 11:30****Practice (10:00 Time) started at 11:22:47**

Lap	Time of Day	Lap Tm	S1	S2	S3	S2Spd	SFSpd	Lap	Time of Day	Lap Tm	S1	S2	S3	S2Spd	SFSpd
3	11:26:02.432	<b>1:02.832</b>	20.801	23.699	18.332		<b>88.6</b>								
4	11:27:03.723	<b>1:01.291</b>	<b>19.985</b>	<b>23.197</b>	18.109	97.7	88.6								
5	11:28:05.358	<b>1:01.635</b>	20.322	23.221	<b>18.092</b>	<b>98.3</b>	87.7								
6	11:29:07.574	<b>1:02.216</b>	20.388	23.546	18.282	96.3	87.8								

(305) Carlos PEREZ

1	11:24:23.620			27.237	19.375	94.5	87.8
2	11:25:29.294	<b>1:05.674</b>	21.482	25.127	19.065	89.8	86.8
3	11:26:33.434	<b>1:04.140</b>	21.268	23.503	19.369	96.7	90.1
4	11:27:35.516	<b>1:02.082</b>	20.520	<b>23.220</b>	18.342	<b>98.1</b>	88.9
5	11:28:36.956	<b>1:01.440</b>	<b>20.050</b>	23.269	<b>18.121</b>	97.7	<b>90.7</b>

(733) Keith ATKINSON

1	11:24:03.924			24.920	18.592	95.6	<b>90.2</b>
2	11:25:05.666	<b>1:01.742</b>	20.101	23.383	18.258	<b>97.4</b>	89.4
3	11:26:08.322	<b>1:02.656</b>	20.182	23.906	18.568	95.5	87.5
4	11:27:09.918	<b>1:01.596</b>	20.038	23.323	18.235	95.7	87.4
5	11:28:11.382	<b>1:01.464</b>	<b>19.984</b>	<b>23.245</b>	18.235	95.3	88.6
6	11:29:13.391	<b>1:02.009</b>	20.144	23.667	<b>18.198</b>	95.1	87.7

(78) David HEADEN

1	11:24:22.321			25.214	19.681	92.8	85.1
2	11:25:26.294	<b>1:03.973</b>	20.633	24.261	19.079	93.7	86.5
3	11:26:29.018	<b>1:02.724</b>	20.579	23.695	18.450	94.4	87.8
4	11:27:31.163	<b>1:02.145</b>	20.373	23.359	18.413	94.7	88.1
5	11:28:32.805	<b>1:01.642</b>	<b>20.314</b>	<b>22.952</b>	<b>18.376</b>	<b>94.8</b>	<b>88.2</b>

(7) Christopher WALLACE

1	11:24:08.088			25.194	18.718	92.6	88.1
2	11:25:10.778	<b>1:02.690</b>	20.201	23.978	18.511	94.1	87.0
3	11:26:14.564	<b>1:03.786</b>	<b>19.932</b>	25.152	18.702	90.1	<b>89.2</b>
4	11:27:16.557	<b>1:01.993</b>	20.089	<b>23.480</b>	<b>18.424</b>	<b>94.7</b>	84.6
5	11:28:19.024	<b>1:02.467</b>	20.146	23.675	18.646	94.1	85.9
6	11:29:23.626	<b>1:04.602</b>	20.530	23.788	20.284	92.1	42.1

(100) Lee NAYLOR

1	11:24:01.249			24.987	18.864	90.8	86.0
2	11:25:05.157	<b>1:03.908</b>	20.545	25.048	18.315	92.8	86.6
3	11:26:09.038	<b>1:03.881</b>	20.445	24.731	18.705	<b>94.8</b>	<b>87.3</b>
4	11:27:11.599	<b>1:02.561</b>	20.235	23.979	18.347	91.8	86.3
5	11:28:13.722	<b>1:02.123</b>	<b>20.161</b>	<b>23.708</b>	<b>18.254</b>	92.1	86.7
6	11:29:17.696	<b>1:03.974</b>	20.517	24.698	18.759	87.6	84.6

(17) Ronald WILKINSON

1	11:23:48.568			25.613	18.962	91.8	87.3
2	11:24:53.086	<b>1:04.518</b>	20.917	24.264	19.337	92.8	84.9
3	11:25:58.920	<b>1:05.834</b>	20.846	25.439	19.549	86.7	86.0
4	11:27:02.537	<b>1:03.617</b>	21.056	23.828	18.733	92.6	85.9
5	11:28:05.632	<b>1:03.095</b>	21.057	<b>23.437</b>	18.601	95.2	86.0
6	11:29:08.140	<b>1:02.508</b>	<b>20.631</b>	23.506	<b>18.371</b>	<b>95.6</b>	<b>87.6</b>

(15) Elby CLARK

1	11:23:43.059			24.750	<b>18.810</b>	95.7	87.5
2	11:24:46.921	<b>1:03.862</b>	20.803	<b>24.060</b>	18.999	95.1	88.2
3	11:25:50.599	<b>1:03.678</b>	<b>20.540</b>	24.102	19.036	<b>96.6</b>	<b>89.8</b>
4	11:27:02.156	<b>1:11.557</b>	20.956	26.015	24.586	91.2	33.9

(53) Stuart ROBERTSON

1	11:23:36.228			26.420	19.546	90.3	87.3
2	11:24:43.685	<b>1:07.457</b>	21.656	26.461	19.340	<b>96.1</b>	87.6
3	11:25:50.385	<b>1:06.700</b>	22.109	25.447	19.144	95.2	<b>89.2</b>
4	11:26:55.050	<b>1:04.665</b>	20.870	25.056	<b>18.739</b>	94.9	88.8
5	11:28:02.694	<b>1:07.644</b>	<b>20.710</b>	<b>24.846</b>	22.088	94.4	37.8

Senior Clerk of the Course

Orbits

Sig : Steve Burns

Time :

Chief Timekeeper : Ian Sharp (SMART Timing)

Results available at [www.smart-timing.co.uk](http://www.smart-timing.co.uk) and [www.speedhive.com](http://www.speedhive.com)

Printed: 13/09/2025 11:34:55





# KMSC/SMRC Race meeting

Sorted on Laps

Scottish Legends Cars Championship

Knockhill 1.267 miles

Race 1 - Heat 1a

13/09/2025 12:40

Race (8 Laps) started at 12:33:03

Pos	No.	Name	Make/Model	CC	Class	Laps	Total Tm	Diff	Best Tm	In Lap	2nd Best
1	77	Michael WEDDELL	Legend Coupe	1250	L	8	8:04.900		59.499	5	59.620
2	22	Ben MASON	Legend Sedan	847	L	8	8:05.636	0.736	58.633	7	58.830
3	2	David ALLAN	Legend 34 Coupe	890	L	8	8:07.117	2.217	59.569	7	59.678
4	24	Matthew PAPE	Legend 34 Coupe	1250	L	8	8:09.022	4.122	59.250	3	59.645
5	51	Murray SCOTT	Legend Coupe	1250	L R	8	8:09.938	5.038	59.953	8	1:00.432
6	95	Maxim POPELYUSHKO	Legend Coupe	847	L	8	8:11.812	6.912	59.425	4	59.803
7	6	Gary ATKINSON	Legend Coupe	890	L	8	8:11.836	6.936	1:00.408	5	1:00.473
8	21	Mark MULHOLLAND	Legend Coupe	1250	L	8	8:12.457	7.557	1:00.066	4	1:00.309
9	14	Daniel CLARK	Legend Coupe	890	L	8	8:12.564	7.664	58.853	5	59.393
10	97	Jamie BLAKE	Legend Coupe	1250	L R	8	8:12.910	8.010	1:00.096	6	1:00.595
11	9	Colin ATKINSON	Legend Coupe	899	L	8	8:13.147	8.247	59.541	4	59.890
12	35	Neil SHENTON	Legend 34 Coupe	890	L	8	8:15.933	11.033	59.516	7	59.660
13	555	Ewan ROBERTSON	Legend Coupe	900	L R	8	8:16.219	11.319	1:00.363	4	1:00.843
14	27	Grant HUNTER	Legend Coupe	890	L	8	8:16.255	11.355	1:00.072	7	1:00.171
15	333	Bill READ	Legend Coupe	890	L	8	8:19.092	14.192	1:00.545	7	1:00.556
16	55	Stuart McANDREW	Legend Coupe	1250	L	8	8:20.868	15.968	1:00.503	6	1:01.002
17	78	David HEADEN	Legend Sedan	1250	L	8	8:22.525	17.625	1:00.974	7	1:00.993
18	733	Keith ATKINSON	Legend Coupe	1300	L R	8	8:22.853	17.953	1:00.915	6	1:00.952
19	305	Carlos PEREZ	Ford Coupe	900	L	8	8:23.673	18.773	1:00.212	8	1:00.658
20	85	Mark BEATY	Legend 34 Coupe	890	L	8	8:25.472	20.572	59.248	6	59.880
21	71	Ryan McLEISH	Legend 34 Coupe	890	L	8	8:30.019	25.119	58.714	7	58.952
22	17	Ronald WILKINSON	Legend Coupe	1250	L R	8	8:35.387	30.487	1:01.671	4	1:02.992
23	7	Christopher WALLACE	Legend Coupe	1250	L	8	8:37.234	32.334	1:02.555	3	1:02.585
24	53	Stuart ROBERTSON	Legend Coupe	850	L	8	8:40.797	35.897	1:03.449	7	1:03.490
25	100	Lee NAYLOR	Legend Coupe	1250	Gue	8	8:41.239	36.339	1:03.061	7	1:03.235
26	15	Elby CLARK	Legend Coupe	890	L	8	8:47.407	42.507	1:00.546	3	1:00.599
27	72	Glenn BURTENSHAW	Legend Sedan	1250	L	7	8:36.991	1 Lap	1:01.172	3	1:01.407

Margin of Victory	Avg. Speed	Best Lap Tm	Best Speed	Best Lap by
0.736	75.246	58.633	77.786	22 - Ben MASON

Senior Clerk of the Course Orbits

Sig : Steve Burns      Time :

Chief Timekeeper : Ian Sharp (SMART Timing)

Results available at [www.smart-timing.co.uk](http://www.smart-timing.co.uk) and [www.speedhive.com](http://www.speedhive.com)



**KMSC/SMRC Race meeting****Scottish Legends Cars Championship****Knockhill 1.267 miles****Race 1 - Heat 1a****13/09/2025 12:40****Race (8 Laps) started at 12:33:03**

Lap	Time of Day	Lap Tm	S1	S2	S3	S2Spd	SFSpd	Lap	Time of Day	Lap Tm	S1	S2	S3	S2Spd	SFSpd
<b>(77) Michael WEDDELL</b>															
1	12:34:09.153	<b>1:04.040</b>	23.505	22.902	<b>17.633</b>	101.5	90.4	3	12:36:10.295	<b>1:00.309</b>	19.956	22.445	17.908	100.5	89.7
2	12:35:09.951	<b>1:00.798</b>	19.926	22.656	18.216	102.3	90.9	4	12:37:10.361	<b>1:00.066</b>	19.791	<b>22.419</b>	17.856	100.0	90.3
3	12:36:09.638	<b>59.687</b>	19.730	<b>22.226</b>	17.731	<b>102.8</b>	88.8	5	12:38:10.783	<b>1:00.422</b>	19.757	22.773	17.892	97.4	89.1
4	12:37:09.258	<b>59.620</b>	19.699	22.255	17.666	100.5	<b>91.1</b>	6	12:39:12.034	<b>1:01.251</b>	20.172	23.076	18.003	99.6	90.2
5	12:38:08.757	<b>59.499</b>	<b>19.448</b>	22.304	17.747		88.3	7	12:40:15.135	<b>1:03.101</b>	20.756	24.636	<b>17.709</b>	<b>101.5</b>	<b>91.8</b>
6	12:39:08.525	<b>59.768</b>	19.542	22.425	17.801	98.3	89.7	8	12:41:15.732	<b>1:00.597</b>	<b>19.552</b>	22.582	18.463	98.5	89.0
7	12:40:08.389	<b>59.864</b>	19.666	22.303	17.895	98.0	90.1	<b>(14) Daniel CLARK</b>							
8	12:41:08.175	<b>59.786</b>	19.737	22.327	17.722		88.4	1	12:34:15.888	<b>1:05.510</b>	22.381	25.081	18.048	101.4	90.2
<b>(22) Ben MASON</b>															
1	12:34:12.258	<b>1:04.919</b>	22.883	23.486	18.550	101.5	86.4	2	12:35:16.851	<b>1:00.963</b>	19.830	22.724	18.409	101.5	90.1
2	12:35:13.081	<b>1:00.823</b>	19.729	22.915	18.179	97.3	90.8	3	12:36:16.926	<b>1:00.075</b>	19.829	22.721	17.525	100.5	91.1
3	12:36:12.610	<b>59.529</b>	<b>19.051</b>	22.474	18.004	98.8	90.6	4	12:37:16.533	<b>59.607</b>	19.278	22.303	18.026	<b>102.8</b>	90.1
4	12:37:11.440	<b>58.830</b>	19.285	21.941	17.604	100.9	90.7	5	12:38:15.386	<b>58.853</b>	19.206	22.334	<b>17.313</b>	102.8	91.4
5	12:38:11.170	<b>59.730</b>	19.340	22.585	17.805	<b>102.9</b>	<b>91.6</b>	6	12:39:14.779	<b>59.393</b>	<b>19.197</b>	22.335	17.861	102.1	90.1
6	12:39:10.469	<b>59.299</b>	19.541	22.201	17.557	98.5	89.6	7	12:40:15.267	<b>1:00.488</b>	19.968	23.012	17.508	101.5	<b>93.6</b>
7	12:40:09.102	<b>58.633</b>	19.227	<b>21.882</b>	<b>17.524</b>	99.6	91.6	8	12:41:15.839	<b>1:00.572</b>	19.856	<b>22.279</b>	18.437	91.4	89.0
8	12:41:08.911	<b>59.809</b>	19.500	22.434	17.875	98.8	88.4	<b>(97) Jamie BLAKE</b>							
<b>(2) David ALLAN</b>															
1	12:34:09.293	<b>1:04.414</b>	23.694	22.722	17.998	99.0	90.9	1	12:34:09.965	<b>1:05.638</b>	24.465	23.295	17.878	99.6	88.6
2	12:35:10.292	<b>1:00.999</b>	19.991	22.809	18.199	101.5	91.2	2	12:35:11.270	<b>1:01.305</b>	19.891	22.851	18.563	99.0	88.9
3	12:36:10.433	<b>1:00.141</b>	19.924	<b>22.237</b>	17.980	<b>101.7</b>	91.4	3	12:36:12.580	<b>1:01.310</b>	20.230	23.060	18.020	99.0	89.2
4	12:37:10.840	<b>1:00.407</b>	19.782	22.745	17.880	100.6	90.8	4	12:37:13.631	<b>1:01.051</b>	20.156	22.733	18.162	99.4	89.7
5	12:38:10.967	<b>1:00.127</b>	19.756	22.650	17.721	100.8	91.7	5	12:38:14.226	<b>1:00.595</b>	20.093	22.740	<b>17.762</b>	99.9	<b>90.7</b>
6	12:39:10.645	<b>59.678</b>	<b>19.517</b>	22.606	<b>17.555</b>	100.9	<b>92.7</b>	6	12:39:14.322	<b>1:00.096</b>	<b>19.360</b>	<b>22.451</b>	18.285	<b>100.3</b>	90.1
7	12:40:10.214	<b>59.569</b>	19.607	22.241	17.721	100.6	89.1	7	12:40:14.970	<b>1:00.648</b>	20.002	22.799	17.847	99.3	89.5
8	12:41:10.392	<b>1:00.178</b>	19.767	22.355	18.056	100.2	88.4	8	12:41:16.185	<b>1:01.215</b>	20.389	22.696	18.130	99.7	89.2
<b>(24) Matthew PAPE</b>															
1	12:34:12.354	<b>1:05.527</b>	23.579	24.066	17.882	99.1	86.5	<b>(9) Colin ATKINSON</b>							
2	12:35:13.749	<b>1:01.395</b>	19.745	23.303	18.347	<b>100.2</b>	<b>92.6</b>	1	12:34:13.375	<b>1:05.434</b>	22.745	24.811	17.878	98.4	90.1
3	12:36:12.999	<b>59.250</b>	19.279	<b>22.359</b>	<b>17.612</b>	99.4	90.7	2	12:35:15.108	<b>1:01.733</b>	19.986	23.258	18.489	97.1	88.4
4	12:37:12.644	<b>59.645</b>	19.396	22.432	17.817	98.5	89.1	3	12:36:15.426	<b>1:00.318</b>	20.005	22.421	17.892	<b>102.5</b>	89.6
5	12:38:12.409	<b>59.765</b>	19.271	22.682	17.812	96.6	90.9	4	12:37:14.967	<b>59.541</b>	19.604	<b>22.215</b>	17.722	101.8	88.5
6	12:39:12.154	<b>59.745</b>	<b>19.177</b>	22.582	17.986	99.9	90.4	5	12:38:14.911	<b>59.944</b>	19.751	22.616	<b>17.577</b>	99.3	90.1
7	12:40:12.502	<b>1:00.348</b>	19.778	22.661	17.909	97.3	88.1	6	12:39:14.801	<b>59.890</b>	<b>19.441</b>	22.413	18.036	99.6	89.6
8	12:41:12.297	<b>59.795</b>	19.317	22.382	18.096	96.8	86.6	7	12:40:16.049	<b>1:01.248</b>	20.118	23.366	17.764	99.7	90.1
<b>(51) Murray SCOTT</b>															
1	12:34:08.289	<b>1:04.492</b>	23.637	22.860	17.995	98.5	89.8	8	12:41:16.422	<b>1:00.373</b>	19.569	22.566	18.238	100.6	<b>90.4</b>
2	12:35:09.358	<b>1:01.069</b>	20.042	22.607	18.420	97.7	85.6	<b>(35) Neil SHENTON</b>							
3	12:36:09.790	<b>1:00.432</b>	20.042	<b>22.419</b>	<b>17.971</b>	99.4	87.6	1	12:34:14.607	<b>1:06.407</b>	22.877	25.144	18.386	98.3	88.5
4	12:37:10.225	<b>1:00.435</b>	19.829	22.552	18.054	99.3	88.8	2	12:35:16.233	<b>1:01.626</b>	19.784	22.839	19.003	99.3	90.7
5	12:38:11.370	<b>1:01.145</b>	20.161	22.847	18.137	97.5	90.1	3	12:36:15.893	<b>59.660</b>	<b>19.404</b>	<b>22.372</b>	17.884	100.6	90.9
6	12:39:12.297	<b>1:00.927</b>	19.757	23.016	18.154	<b>100.2</b>	<b>91.6</b>	4	12:37:16.560	<b>1:00.667</b>	20.008	22.539	18.120	<b>101.1</b>	87.6
7	12:40:13.260	<b>1:00.963</b>	19.872	23.006	18.085	98.3	89.4	5	12:38:17.877	<b>1:01.317</b>	19.958	23.376	17.983	96.8	88.1
8	12:41:13.213	<b>59.953</b>	<b>19.423</b>	22.427	18.103	98.3	88.6	6	12:39:18.297	<b>1:00.420</b>	19.882	22.454	18.084	98.8	87.8
<b>(95) Maxim POPELYUSHKO</b>															
1	12:34:11.532	<b>1:05.028</b>	23.274	23.659	18.095	100.9	89.8	7	12:40:17.813	<b>59.516</b>	19.458	22.429	<b>17.629</b>	99.7	<b>91.4</b>
2	12:35:13.616	<b>1:02.084</b>	20.407	23.187	18.490	99.1	89.6	8	12:41:19.208	<b>1:01.395</b>	19.956	23.433	18.006	96.6	88.4
3	12:36:14.325	<b>1:00.709</b>	19.843	23.000	17.866	100.5	90.8	<b>(555) Ewan ROBERTSON</b>							
4	12:37:13.750	<b>59.425</b>	19.372	<b>22.305</b>	17.748	<b>101.1</b>	<b>92.4</b>	1	12:34:11.454	<b>1:05.722</b>	23.572	23.630	18.520	97.5	87.5
5	12:38:13.940	<b>1:00.190</b>	19.655	22.842	<b>17.693</b>	99.0	90.0	2	12:35:13.042	<b>1:01.588</b>	20.317	23.056	18.215	97.5	88.1
6	12:39:13.743	<b>59.803</b>	<b>19.204</b>	22.822	17.777	100.0	88.6	3	12:36:14.709	<b>1:01.667</b>	19.962	23.164	18.541	97.5	<b>90.0</b>
7	12:40:14.355	<b>1:00.612</b>	19.744	22.990	17.878	98.0	88.8	4	12:37:15.072	<b>1:00.363</b>	<b>19.392</b>	22.912	18.059	<b>98.5</b>	88.6
8	12:41:15.087	<b>1:00.732</b>	20.042	22.724	17.966	98.7	86.4	5	12:38:15.915	<b>1:00.843</b>	20.140	<b>22.734</b>	<b>17.969</b>	98.3	88.6
<b>(6) Gary ATKINSON</b>															
1	12:34:10.175	<b>1:04.568</b>	23.439	23.137	17.992	101.7	91.2	6	12:39:16.770	<b>1:00.855</b>	19.691	22.901	18.263	97.5	87.3
2	12:35:11.513	<b>1:01.338</b>	19.929	22.669	18.740	99.3	<b>91.8</b>	7	12:40:17.662	<b>1:00.892</b>	19.662	23.131	18.099	98.4	87.6
3	12:36:12.174	<b>1:00.661</b>	19.880	22.929	17.852	99.1	88.6	8	12:41:19.494	<b>1:01.832</b>	19.893	23.556	18.383	96.3	87.2
4	12:37:12.982	<b>1:00.808</b>	19.860	22.946	18.002	<b>101.8</b>	91.4	<b>(27) Grant HUNTER</b>							
5	12:38:13.390	<b>1:00.408</b>	20.151	<b>22.500</b>	17.757	99.6	90.0	1	12:34:14.010	<b>1:06.240</b>	23.045	25.201	17.994	98.7	89.2
6	12:39:13.968	<b>1:00.578</b>	<b>19.566</b>	23.015	17.997	97.4	91.4	2	12:35:15.355	<b>1:01.345</b>	19.625	23.300	18.420	<b>101.1</b>	<b>91.2</b>
7	12:40:14.441	<b>1:00.473</b>	20.150	22.580	<b>17.743</b>	101.4	91.2	3	12:36:15.526	<b>1:00.171</b>	<b>19.476</b>	22.613	18.082	99.7	89.7
8	12:41:15.111	<b>1:00.670</b>	19.807	22.789	18.074	98.5	88.2	4	12:37:16.673	<b>1:01.147</b>	20.043	22.792	18.312	99.1	88.8
<b>(21) Mark MULHOLLAND</b>															
1	12:34:08.708	<b>1:04.549</b>	24.007	22.619	17.923	100.3	90.1	5	12:38:18.023	<b>1:01.350</b>	19.706	23.738	17.906	98.0	90.6
2	12:35:09.986	<b>1:01.278</b>	20.042	22.856	18.380	99.1	88.2	6	12:39:18.640	<b>1:00.617</b>	20.167	22.700	17.750	98.4	90.1
<b>(333) Bill READ</b>															
1	12:34:15.057	<b>1:06.732</b>	23.016	24.954	18.762			7	12:40:18.712	<b>1:00.072</b>	19.738	<b>22.590</b>	<b>17.744</b>	98.7	89.6
2	12:35:17.111	<b>1:02.054</b>	20.289	23.395	18.370			8	12:41:19.530	<b>1:00.818</b>	19.524	23.317	17.977	98.0	89.7
3	12:36:18.773	<b>1:01.662</b>	20.359	23.426	17.877			<b>(99) Ian SHARP</b>							
4	12:37:19.461	<b>1:00.688</b>	19.762	23.013	17.913			<b>Senior Clerk of the Course</b>							
5	12:38:20.503	<b>1:01.042</b>	20.065	22.859	18.118			<b>Time :</b>							
6	12:39:21.266	<b>1:00.763</b>	19.868	22.918	17.977			<b>Chief Timekeeper : Ian Sharp (SMART Timing)</b>							
<b>Results available at <a href="http://www.smart-timing.co.uk">www.smart-timing.co.uk</a> and <a href="http://www.speedhive.com">www.speedhive.com</a></b>															

# KMSC/SMRC Race meeting

## Scottish Legends Cars Championship

Knockhill 1.267 miles

### Race 1 - Heat 1a

13/09/2025 12:40

### Race (8 Laps) started at 12:33:03

Lap	Time of Day	Lap Tm	S1	S2	S3	S2Spd	SFSpd	Lap	Time of Day	Lap Tm	S1	S2	S3	S2Spd	SFSpd
<b>(55) Stuart McANDREW</b>															
1	12:34:14.985	<b>1:06.290</b>	22.776	25.296	18.218	<b>100.8</b>	90.4	1	12:34:17.164	<b>1:09.552</b>	24.634	25.576	19.342	<b>96.0</b>	<b>85.8</b>
2	12:35:16.936	<b>1:01.951</b>	19.752	23.240	18.959	99.0	88.4	2	12:35:21.641	<b>1:04.477</b>	21.148	23.579	19.750	95.7	84.6
3	12:36:17.938	<b>1:01.002</b>	20.099	23.089	17.814	99.0	89.1	3	12:36:24.196	<b>1:02.555</b>	20.481	<b>23.543</b>	<b>18.531</b>	96.0	85.4
4	12:37:19.325	<b>1:01.387</b>	19.933	23.295	18.159	97.8	88.5	4	12:37:27.677	<b>1:03.481</b>	20.911	24.012	18.558	93.9	84.0
5	12:38:20.917	<b>1:01.592</b>	20.348	23.200	18.044	98.8	90.1	5	12:38:31.004	<b>1:03.327</b>	20.927	23.657	18.743	92.7	83.9
6	12:39:21.420	<b>1:00.503</b>	19.797	<b>22.916</b>	<b>17.790</b>	99.7	<b>91.2</b>	6	12:39:33.938	<b>1:02.934</b>	20.235	23.972	18.727	93.2	84.3
7	12:40:22.734	<b>1:01.314</b>	20.143	23.171	18.000	98.4	88.1	7	12:40:36.523	<b>1:02.585</b>	20.210	23.637	18.738	92.9	83.3
8	12:41:24.143	<b>1:01.409</b>	20.212	23.042	18.155	97.0	87.5	8	12:41:40.509	<b>1:03.986</b>	<b>20.167</b>	24.001	19.818	91.6	68.8
<b>(78) David HEADEN</b>															
1	12:34:15.993	<b>1:07.120</b>	23.136	25.700	18.284	<b>98.1</b>	89.0	(53) Stuart ROBERTSON	12:34:14.867	<b>1:08.747</b>	24.334	25.444	18.969	97.3	87.4
2	12:35:17.838	<b>1:01.845</b>	20.331	23.228	18.286	98.0	<b>89.6</b>	2	12:35:20.156	<b>1:05.289</b>	21.728	24.828	18.733	<b>98.4</b>	<b>89.5</b>
3	12:36:19.346	<b>1:01.508</b>	19.948	23.750	<b>17.810</b>	98.0	89.0	3	12:36:23.841	<b>1:03.685</b>	20.861	24.243	18.581	97.0	87.6
4	12:37:20.640	<b>1:01.294</b>	<b>19.614</b>	23.363	18.317	96.1	88.3	4	12:37:27.855	<b>1:04.014</b>	20.988	24.530	18.496	97.3	88.6
5	12:38:21.633	<b>1:00.993</b>	20.064	23.075	17.854	97.1	88.2	5	12:38:32.914	<b>1:05.059</b>	21.449	24.878	18.732	95.9	88.0
6	12:39:22.945	<b>1:01.312</b>	20.151	23.084	18.077	97.3	87.3	6	12:39:36.404	<b>1:02.490</b>	20.901	<b>24.215</b>	18.374	97.0	88.1
7	12:40:23.919	<b>1:00.974</b>	19.853	<b>22.923</b>	18.198	97.5	87.0	7	12:40:39.853	<b>1:03.449</b>	<b>20.738</b>	24.411	<b>18.300</b>	97.3	88.8
8	12:41:25.800	<b>1:01.881</b>	19.867	23.181	18.833	96.6	81.5	8	12:41:44.072	<b>1:04.219</b>	20.842	24.497	18.880	97.4	86.3
<b>(733) Keith ATKINSON</b>															
1	12:34:17.156	<b>1:08.110</b>	23.314	25.821	18.975	<b>99.3</b>	88.6	(100) Lee NAYLOR	12:34:18.009	<b>1:07.574</b>	22.856	26.189	18.529	94.3	86.6
2	12:35:19.063	<b>1:01.907</b>	19.945	23.898	18.064	98.0	88.4	2	12:35:21.557	<b>1:03.548</b>	20.646	24.241	18.661	93.6	<b>87.2</b>
3	12:36:20.355	<b>1:01.292</b>	19.976	23.030	18.286	98.7	88.9	3	12:36:24.865	<b>1:03.308</b>	21.103	<b>23.814</b>	18.391	93.2	84.8
4	12:37:21.394	<b>1:01.039</b>	19.831	23.272	17.936	98.0	88.8	4	12:37:29.144	<b>1:04.279</b>	20.673	24.389	19.217	93.9	82.8
5	12:38:22.825	<b>1:01.431</b>	19.893	23.304	18.234	99.0	87.8	5	12:38:33.787	<b>1:04.643</b>	20.768	25.077	18.798	92.4	85.5
6	12:39:23.740	<b>1:00.915</b>	<b>19.620</b>	23.378	<b>17.917</b>	97.5	88.0	6	12:39:37.022	<b>1:03.235</b>	20.767	24.326	<b>18.142</b>	94.3	86.9
7	12:40:25.176	<b>1:01.436</b>	20.122	23.242	18.072	96.4	87.6	7	12:40:40.083	<b>1:03.061</b>	<b>20.487</b>	24.185	18.389	<b>98.3</b>	85.5
8	12:41:26.128	<b>1:00.952</b>	19.839	<b>23.012</b>	18.101	96.8	<b>89.0</b>	8	12:41:44.514	<b>1:04.431</b>	21.702	24.402	18.327	95.1	86.5
<b>(305) Carlos PEREZ</b>															
1	12:34:17.278	<b>1:08.203</b>	23.710	25.829	18.664	100.5	89.8	(15) Elby CLARK	12:34:37.178	<b>1:30.198</b>	47.726	23.344	19.128	97.5	88.5
2	12:35:19.356	<b>1:02.078</b>	20.683	23.134	18.261	95.2	92.1	2	12:35:38.443	<b>1:01.265</b>	20.067	23.075	18.123	<b>98.3</b>	88.5
3	12:36:20.014	<b>1:00.658</b>	19.997	22.709	<b>17.952</b>	<b>102.1</b>	89.8	3	12:36:38.989	<b>1:00.546</b>	19.839	22.760	17.947	98.3	88.3
4	12:37:20.753	<b>1:00.739</b>	<b>19.547</b>	23.169	18.023	101.1	89.4	4	12:37:40.356	<b>1:01.367</b>	20.224	23.250	<b>17.893</b>	97.3	<b>88.9</b>
5	12:38:22.106	<b>1:01.353</b>	20.257	23.133	17.963	101.5	91.3	5	12:38:47.578	<b>1:07.222</b>	25.386	23.645	18.191	97.4	88.2
6	12:39:23.892	<b>1:01.786</b>	19.830	23.690	18.266	99.0	<b>92.4</b>	6	12:39:49.053	<b>1:01.475</b>	19.927	23.161	18.387	97.3	88.0
7	12:40:26.736	<b>1:02.844</b>	21.250	23.520	18.074	98.8	89.7	7	12:40:49.652	<b>1:00.599</b>	19.875	<b>22.747</b>	17.977	97.0	88.2
8	12:41:26.948	<b>1:00.212</b>	19.690	<b>22.511</b>	18.011	99.9	89.8	8	12:41:50.682	<b>1:01.030</b>	<b>19.763</b>	23.084	18.183	96.1	87.5
<b>(85) Mark BEATY</b>															
1	12:34:08.174	<b>1:03.346</b>	23.184	22.363	<b>17.799</b>	<b>100.5</b>	86.5	(72) Glenn BURTENSHAW	12:35:24.391	<b>2:18.106</b>	23.205	23.672	1:31.229	<b>100.8</b>	62.5
2	12:35:09.417	<b>1:01.243</b>	20.337	22.705	18.201	98.5	88.6	2	12:36:28.013	<b>1:03.622</b>	21.988	23.318	18.316	96.3	86.8
3	12:36:09.309	<b>59.892</b>	19.626	22.259	18.007	96.8	87.5	3	12:37:29.185	<b>1:01.172</b>	20.035	<b>23.006</b>	<b>18.131</b>	97.7	88.4
4	12:37:09.227	<b>59.918</b>	19.848	22.172	17.898	96.4	87.6	4	12:38:33.886	<b>1:04.701</b>	20.273	25.582	18.846	93.6	88.9
5	12:38:09.401	<b>1:00.174</b>	19.836	22.239	18.099	98.7	88.1	5	12:39:36.537	<b>1:02.651</b>	20.127	24.119	18.405	97.3	<b>89.4</b>
6	12:39:08.649	<b>59.248</b>	<b>19.349</b>	<b>22.043</b>	17.856	98.0	<b>91.8</b>	6	12:40:38.859	<b>1:02.322</b>	20.536	23.529	18.257	95.2	87.0
7	12:40:08.529	<b>59.880</b>	19.767	22.303	17.810	99.3	91.4	7	12:41:40.266	<b>1:01.407</b>	<b>19.999</b>	23.168	18.240	96.4	87.5
8	12:41:28.747	<b>1:20.218</b>	19.947	22.896	37.375	98.8	76.9								
<b>(71) Ryan McLEISH</b>															
1	12:34:14.768	<b>1:05.322</b>	22.248	24.871	18.203	101.8	91.6								
2	12:35:15.093	<b>1:00.325</b>	19.260	22.979	18.086	100.6	90.1								
3	12:36:14.070	<b>58.977</b>	19.098	22.320	17.559	101.8	90.6								
4	12:37:13.125	<b>59.055</b>	19.148	22.385	17.522	<b>102.8</b>	<b>92.8</b>								
5	12:38:12.077	<b>58.952</b>	19.400	22.083	<b>17.469</b>	100.8	90.9								
6	12:39:11.621	<b>59.544</b>	19.277	22.441	17.826	99.4	90.8								
7	12:40:10.335	<b>58.714</b>	<b>19.045</b>	<b>21.987</b>	17.682	100.0	92.3								
8	12:41:33.294	<b>1:22.959</b>	19.068	22.042	41.849	102.1	78.0								
<b>(17) Ronald WILKINSON</b>															
1	12:34:12.977	<b>1:07.748</b>	24.842	24.399	18.507	<b>96.7</b>	88.0								
2	12:35:15.969	<b>1:02.992</b>	20.183	23.792	19.017	95.7	<b>88.1</b>								
3	12:36:21.052	<b>1:05.083</b>	20.468	24.940	19.675	96.1	82.5								
4	12:37:22.723	<b>1:01.671</b>	20.066	<b>23.114</b>	<b>18.491</b>	95.1	86.4								
5	12:38:28.601	<b>1:05.878</b>	<b>19.990</b>	23.115	22.773	96.1	75.4								
6	12:39:31.839	<b>1:03.238</b>	20.766	23.573	18.899	94.8	84.3								
7	12:40:34.897	<b>1:03.058</b>	20.686	23.429	18.943	94.5	83.8								
8	12:41:38.662	<b>1:03.765</b>	20.867	23.731	19.167	92.2	82.2								
<b>(7) Christopher WALLACE</b>															

Senior Clerk of the Course

Orbits

Sig : Steve Burns

Time :

Chief Timekeeper : Ian Sharp (SMART Timing)

Results available at [www.smart-timing.co.uk](http://www.smart-timing.co.uk) and [www.speedhive.com](http://www.speedhive.com)



**KMSC/SMRC Race meeting****Lapchart****Scottish Legends Cars Championship****Knockhill 1.267 miles****Race 1 - Heat 1a****13/09/2025 12:40****Race (8 Laps) started at 12:33:03**

Competitors	Laps									
	0	1	2	3	4	5	6	7	8	
Murray SCOTT (51)	1	51	85	51	85	85	77	77	77	77
Mark MULHOLLAND (21)	2	21	51	85	77	77	85	85	85	22
Jamie BLAKE (97)	3	97	21	77	51	51	21	22	22	2
Mark BEATY (85)	4	85	77	21	21	21	2	2	2	24
David ALLAN (2)	5	2	2	2	2	2	22	71	71	51
Michael WEDDELL (77)	6	77	97	97	6	22	51	21	24	95
Ronald WILKINSON (17)	7	17	6	6	97	24	71	24	51	6
Gary ATKINSON (6)	8	6	555	555	22	6	24	51	95	21
Ewan ROBERTSON (555)	9	555	95	22	24	71	6	95	6	14
Stuart ROBERTSON (53)	10	53	22	95	71	97	95	6	97	97
Glenn BURTENSHAW (72)	11	72	24	24	95	95	97	97	21	9
Maxim POPELYUSHKO (95)	12	95	17	71	555	9	9	14	14	35
Matthew PAPE (24)	13	24	9	9	9	555	14	9	9	555
Elby CLARK (15)	14	15	27	27	27	14	555	555	555	27
Ben MASON (22)	15	22	35	17	35	35	35	35	35	333
Christopher WALLACE (7)	16	7	71	35	14	27	27	27	27	55
Grant HUNTER (27)	17	27	53	14	55	55	333	333	333	78
Colin ATKINSON (9)	18	9	55	55	333	333	55	55	55	733
Neil SHENTON (35)	19	35	333	333	78	78	78	78	78	305
Bill READ (333)	20	333	14	78	305	305	305	733	733	85
Stuart McANDREW (55)	21	55	78	733	733	733	733	305	305	71
David HEADEN (78)	22	78	733	305	17	17	17	17	17	17
Keith ATKINSON (733)	23	733	7	53	53	7	7	7	7	7
Carlos PEREZ (305)	24	305	305	100	7	53	53	53	53	53
Ryan McLEISH (71)	25	71	100	7	100	100	100	100	100	100
Daniel CLARK (14)	26	14	15	15	15	15	15	15	15	15
Lee NAYLOR (100)	27	100	72	72	72	72	72	72	72	72

**Senior Clerk of the Course****Orbits****Sig : Steve Burns****Time :****Chief Timekeeper : Ian Sharp (SMART Timing)****Results available at [www.smart-timing.co.uk](http://www.smart-timing.co.uk) and [www.speedhive.com](http://www.speedhive.com)****Printed: 13/09/2025 12:44:07****RACE WITH RESPECT**



Bulletin No. \_\_\_\_\_

**KMSC/SMRC Race meeting****Sorted on best lap time**

Scottish Mini Cooper &amp; Mini Cooper S Cup

Knockhill 1.267 miles

Qualifying 2

13/09/2025 14:00

Practice (12:00 Time) started at 13:49:08

Pos	No.	Name	Make/Model	CC	Class	Laps	Best Tm	Diff	Best Speed	2nd Best
1	70	Oly MORTIMER	Mini Cooper	1600	Gue	11	1:05.693		69.427	1:05.731
2	25	Chad LITTLE	Mini Cooper	1600	SM	11	1:05.734	0.041	69.383	1:05.934
3	65	Jack IRVINE	Mini Cooper	1600	SM	11	1:05.857	0.164	69.254	1:06.151
4	17	Chris COCKBURN	Mini Cooper	1600	SM	11	1:06.170	0.477	68.926	1:06.277
5	53	Stuart McPHADEN	Mini Cooper	1600	SMN	11	1:06.196	0.503	68.899	1:06.332
6	52	Michael WILLIAMS	Mini Cooper	1600	SMN	11	1:06.669	0.976	68.410	1:06.693
7	21	Ross WILKINSON	Mini Cooper S	1600S	R53	5	1:07.284	1.591	67.785	1:07.833
8	18	Daniel PATTERSON	Mini Cooper	1600	SM	9	1:07.442	1.749	67.626	1:08.434
9	6	David ROBB	Mini Cooper	1600	Gue	11	1:07.457	1.764	67.611	1:07.706
10	32	Blair DRYBURGH	Mini Cooper	1600	SM	11	1:07.905	2.212	67.165	1:08.165
11	88	Barry HOLMES	Mini Cooper	1600	SM	10	1:08.461	2.768	66.620	1:09.260
12	5	Jonathan WILD	Mini Cooper	1600	SMN	11	1:08.772	3.079	66.318	1:09.511

Senior Clerk of the Course

Orbits

Sig : Steve Burns

Time :

Chief Timekeeper : Ian Sharp (SMART Timing)

Results available at [www.smart-timing.co.uk](http://www.smart-timing.co.uk) and [www.speedhive.com](http://www.speedhive.com)

Printed: 13/09/2025 14:03:40

motor  
sport  
UK**RACE  
WITH  
RESPECT**

**KMSC/SMRC Race meeting****Scottish Mini Cooper & Mini Cooper S Cup**

Knockhill 1.267 miles

**Qualifying 2**

13/09/2025 14:00

Practice (12:00 Time) started at 13:49:08

Lap	Time of Day	Lap Tm	S1	S2	S3	S2Spd	SFSpd	Lap	Time of Day	Lap Tm	S1	S2	S3	S2Spd	SFSpd
<b>(70) Oly MORTIMER</b>															
1	13:50:15.375			28.502	21.304	75.8	73.8	8	13:58:45.356	<b>1:06.922</b>	21.492	25.679	19.751		74.7
2	13:51:23.167	<b>1:07.792</b>	22.029	25.600	20.163	81.6	74.1	9	13:59:52.025	<b>1:06.669</b>	21.572	25.467	<b>19.630</b>		74.7
3	13:52:30.237	<b>1:07.070</b>	21.689	25.410	19.971	81.6	74.5	10	14:00:58.754	<b>1:06.729</b>	<b>21.399</b>	25.543	19.787		<b>75.0</b>
4	13:53:40.772	<b>1:10.535</b>	21.626	26.413	22.496	66.1	74.8	11	14:02:05.447	<b>1:06.693</b>	21.442	<b>25.431</b>	19.820		74.6
5	13:54:47.364	<b>1:06.592</b>	21.600	25.172	19.820	<b>83.5</b>	<b>75.1</b>	<b>(21) Ross WILKINSON</b>							
6	13:55:56.742	<b>1:09.378</b>	21.901	26.223	21.254	82.0	74.3	1	13:50:33.885			26.440	19.808		81.6
7	13:57:03.195	<b>1:06.453</b>	21.569	25.113	19.771	83.1	74.7	2	13:51:41.718	<b>1:07.833</b>	22.572	25.829	<b>19.432</b>		79.9
8	13:58:09.202	<b>1:06.007</b>	21.338	24.977	19.692	82.7	74.5	3	13:52:50.141	<b>1:08.423</b>	22.690	25.861	19.872		80.6
9	13:59:17.490	<b>1:08.288</b>	22.068	26.180	20.040	82.8	74.8	4	13:53:57.425	<b>1:07.284</b>	22.442	<b>25.238</b>	19.604		<b>81.7</b>
10	14:00:23.183	<b>1:05.693</b>	<b>21.239</b>	<b>24.799</b>	19.655	83.5	74.6	5	13:55:07.138	<b>1:09.713</b>	<b>21.808</b>				31.2
11	14:01:28.914	<b>1:05.731</b>	21.270	24.867	<b>19.594</b>	83.4	74.6	<b>(18) Daniel PATTERSON</b>							
<b>(25) Chad LITTLE</b>															
1	13:50:16.053			26.938	21.068	80.5	74.0	1	13:50:51.279			29.275	20.876	76.4	73.9
2	13:51:24.313	<b>1:08.260</b>	22.264	25.897	20.099	81.8	75.1	2	13:52:01.968	<b>1:10.689</b>	22.997	27.435	20.257	81.5	74.6
3	13:52:31.459	<b>1:07.146</b>	21.820	25.471	19.855	82.2	75.3	3	13:53:10.891	<b>1:08.923</b>	22.421	26.289	20.213	81.2	74.6
4	13:53:38.341	<b>1:06.882</b>	21.701	25.322	19.859	82.5	75.1	4	13:54:19.326	<b>1:08.435</b>	22.365	25.960	20.110	81.8	74.7
5	13:54:46.199	<b>1:07.858</b>	21.706	26.437	19.715	82.3	75.1	5	13:55:27.760	<b>1:08.434</b>	22.542	25.835	20.057	82.4	74.7
6	13:55:52.433	<b>1:06.234</b>	21.552	24.910	19.772	83.0	75.2	6	13:56:35.202	<b>1:07.442</b>	<b>21.968</b>	<b>25.449</b>	<b>20.025</b>	<b>82.6</b>	74.7
7	13:56:58.851	<b>1:06.418</b>	21.532	25.046	19.840	82.5	75.1	7	13:57:45.972	<b>1:10.770</b>	22.593	25.640	22.537	82.6	30.6
8	13:58:04.794	<b>1:05.943</b>	21.577	24.870	<b>19.496</b>	83.2	75.0	8	13:59:47.829	<b>2:01.857</b>	1:15.846	25.881	20.130	79.1	<b>75.2</b>
9	13:59:10.837	<b>1:06.043</b>	21.503	24.988	19.552	<b>83.3</b>	<b>75.6</b>	9	14:01:08.655	<b>1:20.826</b>	27.889	29.316	23.621	69.0	74.8
10	14:00:16.771	<b>1:05.934</b>	<b>21.317</b>	24.944	19.673	83.0	74.7	<b>(6) David ROBB</b>							
11	14:01:22.505	<b>1:05.734</b>	21.353	<b>24.668</b>	19.713	83.0	75.0	1	13:50:44.204			28.795	21.305	79.0	73.4
<b>(65) Jack IRVINE</b>															
1	13:50:23.331			28.700	20.933	79.1	73.7	2	13:51:55.920	<b>1:11.716</b>	23.560	27.339	20.817	80.3	74.3
2	13:51:32.268	<b>1:08.937</b>	22.638	26.201	20.098	80.9	74.3	3	13:53:06.261	<b>1:10.341</b>	22.673	26.879	20.789	80.7	74.5
3	13:52:40.220	<b>1:07.952</b>	22.100	25.840	20.012	81.2	74.7	4	13:54:15.912	<b>1:09.651</b>	22.465	26.755	20.431	81.2	74.4
4	13:53:47.847	<b>1:07.627</b>	21.798	25.880	19.949	81.7	74.6	5	13:55:24.901	<b>1:08.989</b>	22.279	26.371	20.339	81.6	74.3
5	13:54:55.038	<b>1:07.191</b>	21.839	25.528	19.824	82.1	74.8	6	13:56:33.742	<b>1:08.841</b>	22.246	26.289	20.306	81.5	73.8
6	13:56:04.288	<b>1:09.250</b>	21.699	25.705	21.846	82.1	30.9	7	13:57:42.224	<b>1:08.482</b>	22.339	25.991	20.152	82.4	74.3
7	13:57:44.855	<b>1:40.567</b>	53.857	25.827	20.883	83.1	<b>75.2</b>	8	13:58:50.394	<b>1:08.170</b>	22.070	25.866	20.234	82.2	74.3
8	13:58:51.527	<b>1:06.672</b>	21.510	25.473	19.689	82.8	75.2	9	13:59:59.295	<b>1:08.901</b>	21.983	26.287	20.631	78.6	<b>75.0</b>
9	13:59:58.287	<b>1:06.760</b>	21.425	25.627	19.708	82.2	74.9	10	14:01:07.001	<b>1:07.706</b>	21.883	25.701	20.122	82.2	74.3
10	14:01:04.438	<b>1:06.151</b>	21.513	<b>25.035</b>	19.603	83.1	74.9	11	14:02:14.458	<b>1:07.457</b>	<b>21.747</b>	<b>25.688</b>	<b>20.022</b>	<b>82.5</b>	74.7
11	14:02:10.295	<b>1:05.857</b>	<b>21.203</b>	25.135	<b>19.519</b>	<b>83.2</b>	74.8	<b>(32) Blair DRYBURGH</b>							
<b>(17) Chris COCKBURN</b>															
1	13:50:16.823			28.109	22.416		73.5	1	13:50:25.275			30.425	21.629	76.9	73.3
2	13:51:25.669	<b>1:08.846</b>	22.313	26.280	20.253		<b>74.5</b>	2	13:51:37.050	<b>1:11.775</b>	23.657	27.343	20.775	80.9	73.5
3	13:52:34.621	<b>1:08.952</b>	22.098	26.584	20.270		73.9	3	13:52:48.929	<b>1:11.879</b>	23.843	27.242	20.794	80.7	74.0
4	13:53:43.339	<b>1:08.718</b>	21.950	26.559	20.209	81.8	74.2	4	13:54:00.038	<b>1:11.109</b>	23.110	26.971	21.028	80.9	73.6
5	13:54:51.170	<b>1:07.831</b>	22.052	25.757	20.022		74.2	5	13:55:09.089	<b>1:09.051</b>	22.469	26.085	20.497	81.5	74.2
6	13:55:58.462	<b>1:07.292</b>	21.834	25.464	19.994		74.5	6	13:56:24.277	<b>1:15.188</b>	22.759	31.279	21.150	72.1	74.2
7	13:57:05.438	<b>1:06.976</b>	21.642	25.472	19.862		74.5	7	13:57:33.106	<b>1:08.829</b>	22.389	26.046	20.394	81.5	74.0
8	13:58:11.860	<b>1:06.422</b>	21.387	25.103	19.932		<b>83.0</b>	8	13:58:41.696	<b>1:08.590</b>	22.205	26.090	20.295	81.3	74.2
9	13:59:19.210	<b>1:07.350</b>	21.684	25.464	20.202		74.5	9	13:59:49.601	<b>1:07.905</b>	22.126	<b>25.506</b>	<b>20.273</b>	<b>82.8</b>	74.5
10	14:00:25.487	<b>1:06.277</b>	<b>21.312</b>	25.095	19.870		74.0	10	14:00:57.766	<b>1:08.165</b>	22.071	25.914	<b>20.180</b>	81.0	74.3
11	14:01:31.657	<b>1:06.170</b>	21.354	<b>25.004</b>	<b>19.812</b>		74.0	11	14:02:06.233	<b>1:08.467</b>	<b>21.905</b>	25.797	20.765	76.6	<b>75.1</b>
<b>(53) Stuart McPHADEN</b>															
1	13:50:40.486			27.440	20.489	80.1	73.2	<b>(88) Barry HOLMES</b>							
2	13:51:50.351	<b>1:09.865</b>	22.772	26.507	20.586	80.1	73.8	1	13:50:54.114			30.832	22.554	72.3	72.2
3	13:52:59.191	<b>1:08.840</b>	22.587	26.046	20.207	81.5	74.3	2	13:52:08.097	<b>1:13.983</b>	24.320	28.478	21.185	79.0	73.7
4	13:54:07.421	<b>1:08.230</b>	22.286	25.971	19.973	81.7	74.5	3	13:53:20.015	<b>1:11.918</b>	23.298	27.711	20.909	80.0	74.5
5	13:55:15.419	<b>1:07.998</b>	22.202	25.648	20.148	82.0	74.4	4	13:54:30.559	<b>1:10.544</b>	23.005	26.906	20.633	81.0	74.5
6	13:56:22.671	<b>1:07.252</b>	22.020	25.427	19.805	82.5	<b>74.8</b>	5	13:55:40.091	<b>1:09.532</b>	22.694	26.497	20.341	81.2	74.2
7	13:57:29.430	<b>1:06.759</b>	21.783	25.214	19.762	83.1	74.6	6	13:56:49.608	<b>1:09.517</b>	22.561	26.643	20.313	81.7	74.2
8	13:58:36.528	<b>1:07.098</b>	21.976	25.303	19.819	<b>83.4</b>	74.2	7	13:57:58.935	<b>1:09.327</b>	22.697	26.160	20.470	82.3	74.2
9	13:59:43.763	<b>1:07.235</b>	22.071	25.409	19.755	82.7	74.6	8	13:59:08.195	<b>1:09.260</b>	22.533	26.279	20.448	79.7	74.2
10	14:00:50.095	<b>1:06.332</b>	21.636	25.086	<b>19.610</b>	83.0	74.6	9	14:00:17.973	<b>1:09.778</b>	22.584	26.203	20.991	81.7	<b>74.8</b>
11	14:01:56.291	<b>1:06.196</b>	<b>21.602</b>	<b>24.963</b>	19.631	82.7	74.6	10	14:01:26.434	<b>1:08.461</b>	<b>22.270</b>	<b>26.027</b>	<b>20.164</b>	<b>82.4</b>	74.7
<b>(52) Michael WILLIAMS</b>															
1	13:50:39.989			28.946	21.328	78.9	71.2	<b>(5) Jonathan WILD</b>							
2	13:51:52.710	<b>1:12.721</b>	24.952	27.137	20.632		74.1	1	13:50:24.497			29.482	23.264	67.6	73.4
3	13:53:02.429	<b>1:09.719</b>	22.514	26.570	20.635	81.9	74.2	2	13:51:36.144	<b>1:11.647</b>	23.339	27.356	20.952	79.9	73.2
4	13:54:10.474	<b>1:08.045</b>	21.760	26.259	20.026	81.9	74.4	3	13:52:47.363	<b>1:11.219</b>	23.409	27.006	20.804	81.0	73.7
5	13:55:18.054	<b>1:07.580</b>	21.725	25.862	19.993	<b>82.4</b>	74.4	4	13:53:57.588	<b>1:10.225</b>	23.014	26.655	20.556	80.8	73.9
6	13:56:30.582	<b>1:12.528</b>	25.175	27.392	19.961		74.8	5	13:55:07.764	<b>1:10.176</b>	23.119	26.372	20.685	81.8	73.5
7	13:57:38.434	<b>1:07.852</b>	22.043	25.945	19.864		74.5	6	13:56:17.391	<b>1:09.627</b>	22.940	26.299	20.388	80.9	73.6
<b>(70) Oly MORTIMER</b>															
1	13:50:15.375			28.502	21.304	75.8	73.8	1	13:50:24.497			29.482	23.264	67.6	73.4
2	13:51:23.167	<b>1:07.792</b>	22.029	25.600	20.163	81.6	74.1	2	13:51:36.144	<b>1:11.647</b>	23.339	27.356	20.952	79.9	73.2
3	13:52:30.237	<b>1:07.070</b>	21.689	25.410	19.971	81.6	74.5	3	13:52:47.363	<b>1:11.219</b>	23.409	27.006	20.804	81.0	73.7
4	13:53:40.772	<b>1:10.535</b>	21.626	26.413	22.496	66.1	74.8	4	13:53:57.588	<b>1:10.225</b>					



Bulletin No. \_\_\_\_\_

# KMSC/SMRC Race meeting


Scottish Mini Cooper & Mini Cooper S Cup

Knockhill 1.267 miles

Race 3 - 1st Race

13/09/2025 15:55

Race (12 Laps)



POLE POSITION

2		1	1
		21 Ross WILKINSON 1:07.284	
4		3	2
6		5	3
8		7	4
25 Chad LITTLE 1:05.734		70 Oly MORTIMER 1:05.693	
10		9	5
17 Chris COCKBURN 1:06.170		65 Jack IRVINE 1:05.857	
12		11	6
52 Michael WILLIAMS 1:06.669		53 Stuart McPHADEN 1:06.196	
14		13	7
6 David ROBB 1:07.457		18 Daniel PATTERSON 1:07.442	
16		15	8
88 Barry HOLMES 1:08.461		32 Blair DRYBURGH 1:07.905	
		17	9
		5 Jonathan WILD 1:08.772	

Senior Clerk of the Course Orbits

Sig : Steve Burns Time :

Chief Timekeeper : Ian Sharp (SMART Timing)

Results available at [www.smart-timing.co.uk](http://www.smart-timing.co.uk) and [www.speedhive.com](http://www.speedhive.com)

Printed: 13/09/2025 14:05:30



motor sport UK





**KMSC/SMRC Race meeting**

**Sorted on best lap time**

**Scottish Modsports Race Championship**

**Knockhill 1.267 miles**

**Qualifying 3**

**13/09/2025 14:20**

**Practice (15:00 Time) started at 14:06:32**

Pos	No.	Name	Make/Model	CC	Class	Laps	Best Tm	Diff	Best Speed	2nd Best
1	46	Paul SMITH	BMW E46 M3	3200	C	10	1:00.462		75.433	1:00.562
2	27	Bob BARRON	Honda Civic	2400	D	14	1:00.562	0.100	75.309	1:00.677
3	26	Michael BARRON	Honda Civic	2400	D	14	1:00.795	0.333	75.020	1:01.142
4	1	Shaun DAVIDSON	Honda Civic	2000	D	7	1:01.918	1.456	73.659	1:02.682
5	78	David HEADEN	Caterham R400	2300	A1	5	1:01.928	1.466	73.647	1:02.576
6	14	Michael IMRIE	Mini Cooper S R53	1600S	D	9	1:02.592	2.130	72.866	1:03.089
7	7	Fraser McNEILL	Honda Civic EG	1998	D	14	1:04.927	4.465	70.246	1:04.970
8	67	Mark THOMSON	Seat Leon Cupra	2000	E	7	1:05.752	5.290	69.364	1:06.221
9	86	Adam MORRISON	Mini Cooper S	1998	D	6	1:05.972	5.510	69.133	1:06.654
10	3	Michael ANDERSON	Ford Focus	1600	C	5	1:07.678	7.216	67.390	1:09.419
11	63	Stuart THOMSON	Seat Leon Cupra	2000	E	6	1:07.806	7.344	67.263	1:08.949
12	21	Louise STRACHAN	Mini Cooper S	1600S	D	6	1:07.834	7.372	67.235	1:10.511
13	221	James STRACHAN	Ford Fiesta	2000	D	6	1:08.256	7.794	66.820	1:08.784
14	69	Andrew PATERSON	BMW 318iS	1923	E	6	1:08.833	8.371	66.259	1:09.635
15	96	Murray DOUGLAS	Mini Cooper S	1600S	C	1			-	

Senior Clerk of the Course

Orbits

Sig : Steve Burns

Time :

Chief Timekeeper : Ian Sharp (SMART Timing)

Results available at [www.smart-timing.co.uk](http://www.smart-timing.co.uk) and [www.speedhive.com](http://www.speedhive.com)





# KMSC/SMRC Race meeting

## Scottish Motorsports Race Championship

Knockhill 1.267 miles

### Qualifying 3

13/09/2025 14:20

Practice (15:00 Time) started at 14:06:32

Lap	Time of Day	Lap Tm	S1	S2	S3	S2Spd	SFSpd	Lap	Time of Day	Lap Tm	S1	S2	S3	S2Spd	SFSpd
<b>(46) Paul SMITH</b>															
1	14:08:23.949			28.582	20.489		97.4	2	14:09:04.667	<b>1:09.078</b>	22.581	27.119	19.378	94.8	90.6
2	14:09:29.272	<b>1:05.323</b>	20.004	25.512	19.807		97.3	3	14:10:11.546	<b>1:06.879</b>	21.561	25.113	20.205	98.3	91.4
3	14:10:34.548	<b>1:05.276</b>	22.173	25.292	17.811		97.1	4	14:11:17.407	<b>1:05.861</b>	21.530	25.291	19.040	98.7	91.4
4	14:11:35.010	<b>1:00.462</b>	19.345	<b>23.438</b>	17.679		97.0	5	14:12:23.178	<b>1:05.771</b>	21.431	25.173	19.167	99.0	91.3
5	14:12:37.578	<b>1:02.568</b>	20.264	24.536	17.768		<b>98.5</b>	6	14:13:28.533	<b>1:05.355</b>	21.330	24.862	19.163	<b>99.1</b>	90.6
6	14:13:38.936	<b>1:01.358</b>	19.578	24.070	17.710		98.1	7	14:14:34.375	<b>1:05.842</b>	21.596	25.153	19.093	99.0	91.3
7	14:19:18.285	<b>2:53.163</b>		23.844	17.533		98.0	8	14:19:27.286	<b>3:28.454</b>	4:08.282	25.360	19.269	98.8	90.9
8	14:20:18.847	<b>1:00.562</b>	<b>19.256</b>	23.853	<b>17.453</b>		98.3	9	14:20:32.573	<b>1:05.287</b>	21.589	24.843	18.855	98.3	91.3
9	14:21:21.181	<b>1:02.334</b>	20.272	24.080	17.982		95.9	10	14:21:38.184	<b>1:05.611</b>	21.390	25.338	18.883	97.5	90.3
10	14:22:41.734	<b>1:20.553</b>	20.219	27.531	32.803		27.5	11	14:22:43.179	<b>1:04.995</b>	21.297	<b>24.831</b>	18.867	98.1	90.6
								12	14:23:48.106	<b>1:04.927</b>	21.132	24.999	18.796	98.5	<b>91.8</b>
								13	14:24:53.076	<b>1:04.970</b>	<b>20.947</b>	25.019	19.004	97.4	90.7
								14	14:25:58.159	<b>1:05.083</b>	21.117	25.272	<b>18.694</b>	97.5	91.2
<b>(27) Bob BARRON</b>															
1	14:08:18.719			29.797	20.953		93.3	1	14:07:54.630			27.881	20.483	94.7	<b>94.4</b>
2	14:09:26.477	<b>1:07.758</b>	23.142				94.4	2	14:09:02.093	<b>1:07.463</b>	21.708	26.023	19.732	93.7	92.1
3	14:10:28.503	<b>1:02.026</b>	20.861	23.568	17.597		96.3	3	14:10:11.865	<b>1:09.772</b>	21.889	26.464	21.419	84.6	89.1
4	14:11:30.620	<b>1:02.117</b>	20.086	23.809	18.222		95.1	4	14:11:19.493	<b>1:07.628</b>	22.519	25.593	19.516	101.1	91.9
5	14:12:32.681	<b>1:02.061</b>	19.719	23.786	18.556		94.7	5	14:12:25.714	<b>1:06.221</b>	22.075	25.395	<b>18.751</b>	<b>103.6</b>	93.1
6	14:13:33.629	<b>1:00.948</b>	19.993	23.409	<b>17.546</b>		94.4	6	14:13:31.466	<b>1:05.752</b>	<b>21.639</b>	<b>25.127</b>	18.986	102.9	93.1
7	14:14:34.306	<b>1:00.677</b>	20.295	<b>22.793</b>	17.589		<b>96.4</b>	7	14:14:40.459	<b>1:08.993</b>	23.395	26.402	19.196	101.8	93.5
8	14:19:20.997	<b>3:36.401</b>	4:05.589	23.386	17.716		94.8								
9	14:20:21.559	<b>1:00.562</b>	19.776	23.238	17.548		94.5								
10	14:21:24.425	<b>1:02.866</b>	19.879	24.959	18.028		94.4								
11	14:22:25.898	<b>1:01.473</b>	20.051	23.345	18.077		93.3								
12	14:23:27.154	<b>1:01.256</b>	20.050	23.356	17.850		94.1								
13	14:24:28.283	<b>1:01.129</b>	<b>19.660</b>	23.537	17.932		94.3								
14	14:25:35.056	<b>1:06.773</b>	19.932	23.540	23.301		25.6								
<b>(26) Michael BARRON</b>															
1	14:07:53.095			26.445	18.651		100.6	1	14:07:57.428			26.253	19.230	98.4	<b>95.3</b>
2	14:08:55.189	<b>1:02.094</b>	20.167	23.883	18.044		104.9	2	14:09:04.082	<b>1:06.654</b>	21.477	26.085	<b>19.092</b>	98.7	95.3
3	14:09:57.418	<b>1:02.229</b>	20.108	24.100	18.021		105.7	3	14:10:18.691	<b>1:14.609</b>	<b>21.095</b>	<b>25.050</b>	28.464	98.3	90.9
4	14:10:58.560	<b>1:01.142</b>	20.341	<b>22.889</b>	17.912		<b>106.9</b>	4	14:11:25.413	<b>1:06.722</b>	21.568	25.410	19.744	98.3	90.6
5	14:12:13.897	<b>1:15.337</b>	19.778	36.508	19.051		93.5	5	14:12:31.385	<b>1:05.972</b>	21.522	25.247	19.203	<b>99.3</b>	93.3
6	14:13:14.692	<b>1:00.795</b>	19.839	23.294	17.662		106.7	6	14:13:41.523	<b>1:10.138</b>	21.482	25.547	23.109	97.7	26.1
7	14:14:16.060	<b>1:01.368</b>	20.292	23.313	17.763		106.0								
8	14:19:20.405	<b>3:44.042</b>		23.633	<b>17.485</b>		105.7								
9	14:20:23.026	<b>1:02.621</b>	<b>19.733</b>	23.986	18.902		96.7								
10	14:21:27.042	<b>1:04.016</b>	20.545	24.415	19.056		100.6								
11	14:22:31.374	<b>1:04.332</b>	21.263	24.356	18.713		99.9								
12	14:23:37.482	<b>1:06.108</b>	23.045	24.591	18.472		103.2								
13	14:24:44.115	<b>1:06.633</b>	20.786	26.130	19.717		90.6								
14	14:25:53.198	<b>1:09.083</b>	20.486	24.321	24.276		104.4								
<b>(1) Shaun DAVIDSON</b>															
1	14:08:33.485			32.011	21.200		46.0	1	14:08:12.217			29.995	21.026	88.2	90.6
2	14:09:36.167	<b>1:02.682</b>	20.541	23.871	18.270		<b>101.5</b>	2	14:09:25.187	<b>1:12.970</b>	24.694	27.934	20.342	92.8	91.8
3	14:10:52.293	<b>1:16.126</b>	27.305	30.525	18.296		100.9	3	14:10:36.654	<b>1:11.467</b>	24.136	27.245	20.086	99.3	97.0
4	14:11:54.211	<b>1:01.918</b>	<b>20.208</b>	<b>23.820</b>	<b>17.890</b>		101.4	4	14:11:46.073	<b>1:09.419</b>	23.370	26.424	19.625	101.7	91.4
5	14:13:25.001	<b>1:30.790</b>	30.023	38.125	22.642		59.7	5	14:12:53.751	<b>1:07.678</b>	<b>22.502</b>	<b>26.113</b>	<b>19.063</b>	<b>102.8</b>	<b>97.3</b>
6	14:20:04.674	<b>5:05.681</b>		29.830	25.294		69.5								
7	14:22:19.149	<b>2:14.475</b>	1:19.983	28.937	25.555		65.9								
<b>(78) David HEADEN</b>															
1	14:08:19.369			28.695	20.235		97.7	1	14:08:15.748			31.330	21.661	88.0	85.2
2	14:09:25.441	<b>1:06.072</b>	22.058	25.848	18.166		<b>96.6</b>	2	14:09:28.144	<b>1:12.396</b>	24.676	27.526	20.194	96.3	<b>89.5</b>
3	14:10:28.017	<b>1:02.576</b>	20.355	24.338	17.883		<b>101.7</b>	3	14:10:40.238	<b>1:12.094</b>	23.966	26.754	21.374	99.7	80.8
4	14:11:29.945	<b>1:01.928</b>	<b>19.922</b>	<b>24.273</b>	<b>17.733</b>		98.1	4	14:11:49.338	<b>1:09.100</b>	23.506	25.888	19.706	99.3	88.2
5	14:12:39.659	<b>1:09.714</b>	20.194	26.258	23.262		83.3	5	14:12:57.594	<b>1:08.256</b>	23.029	<b>25.555</b>	19.672	<b>100.2</b>	89.0
								6	14:14:06.378	<b>1:08.784</b>	<b>23.020</b>	26.233	<b>19.531</b>	99.0	89.2
<b>(14) Michael IMRIE</b>															
1	14:08:18.478			31.028	22.477		80.6	1	14:08:02.740			30.357	21.486	81.9	82.5
2	14:09:29.075	<b>1:10.597</b>	23.792	26.796	20.009		94.5	2	14:09:12.707	<b>1:09.967</b>	22.851	27.096	20.020	91.2	84.5
3	14:10:36.864	<b>1:07.789</b>	23.197	25.130	19.462		97.5	3	14:10:21.540	<b>1:08.833</b>	<b>21.916</b>	<b>26.121</b>	20.796	93.1	84.1
4	14:11:40.479	<b>1:03.615</b>	21.355	23.918	18.342		97.8	4	14:11:32.411	<b>1:10.871</b>	21.952	27.644	21.275	85.8	85.4
5	14:12:43.568	<b>1:03.089</b>	<b>20.708</b>	24.088	18.293		98.7	5	14:12:42.748	<b>1:10.337</b>	22.825	28.024	<b>19.488</b>	<b>94.0</b>	<b>85.9</b>
6	14:13:46.160	<b>1:02.592</b>	20.934	<b>23.571</b>	<b>18.087</b>		98.4	6	14:13:52.383	<b>1:09.635</b>	22.598	27.362	19.675	91.9	84.9
7	14:19:22.007	<b>2:51.551</b>		24.273	19.326		97.0								
8	14:20:25.363	<b>1:03.356</b>	20.746	24.124	18.486		98.5								
9	14:21:40.144	<b>1:14.781</b>	20.806	26.425	27.550		93.9								
<b>(7) Fraser McNEILL</b>															
1	14:07:55.589			27.962	20.414		87.7	1	14:08:23.284			<b>34.720</b>	<b>28.287</b>	<b>62.5</b>	<b>38.6</b>
<b>(69) Andrew PATERSON</b>															
1	14:08:02.740			31.028	22.477		80.6	1	14:08:02.740			30.357	21.486	81.9	82.5
2	14:09:12.707	<b>1:09.967</b>	22.851	27.096	20.020		94.5	2	14:09:12.707	<b>1:09.967</b>	22.851	27.096	20.020	91.2	84.5
3	14:10:21.540	<b>1:08.833</b>	<b>21.916</b>	<b>26.121</b>	20.796		97.8	3	14:10:21.540	<b>1:08.833</b>	<b>21.916</b>	<b>26.121</b>	20.796	93.1	84.1
4	14:11:32.411	<b>1:10.871</b>	21.952	27.644	21.275		98.7	4	14:11:32.411	<b>1:10.871</b>	21.952	27.644	21.275	85.8	85.4
5	14:12:42.748	<b>1:10.337</b>	22.825	28.024	<b>19.488</b>		98.4	5	14:12:42.748	<b>1:10.337</b>	22.825	28.024	<b>19.488</b>	<b>94.0</b>	<b>85.9</b>
6	14:13:52.383	<b>1:09.635</b>	22.598	27.362	19.675		98.5	6	14:13:52.383	<b>1:09.635</b>	22.598	27.362	19.675	91.9	84.9
<b>(96) Murray DOUGLAS</b>															
1	14:08:23.284							1	14:08:23.284			<b>34.720</b>	<b>28.287</b>	<b>62.5</b>	<b>38.6</b>



# KMSC/SMRC Race meeting


Scottish Modsports Race Championship

Knockhill 1.267 miles

Race 4 - 1st Race

13/09/2025 16:20

Race (15:00 and 1 Laps)



1 x 1 Grid format

POLE POSITION

2 27 Bob BARRON 1:00.562
4 1 Shaun DAVIDSON 1:01.918
6 14 Michael IMRIE 1:02.592
8 67 Mark THOMSON 1:05.752
10 3 Michael ANDERSON 1:07.678
12 21 Louise STRACHAN 1:07.834
14 69 Andrew PATERSON 1:08.833

1 46 Paul SMITH 1:00.462
3 26 Michael BARRON 1:00.795
5 78 David HEADEN 1:01.928
7 7 Fraser McNEILL 1:04.927
9 86 Adam MORRISON 1:05.972
11 63 Stuart THOMSON 1:07.806
13 221 James STRACHAN 1:08.256
15 96 Murray DOUGLAS

1  
2  
3  
4  
5  
6  
7  
8

Senior Clerk of the Course

Sig : Steve Burns

Time :

Chief Timekeeper : Ian Sharp (SMART Timing)

Results available at [www.smart-timing.co.uk](http://www.smart-timing.co.uk) and [www.speedhive.com](http://www.speedhive.com)

Printed: 13/09/2025 14:29:28

Orbits



**KMSC/SMRC Race meeting****Sorted on Laps**

Scottish Legends Cars Championship

Knockhill 1.267 miles

Race 2 - Heat 1b

13/09/2025 14:55

Race (10 Laps) started at 14:38:35

Pos	No.	Name	Make/Model	CC	Class	Laps	Total Tm	Diff	Best Tm	In Lap	2nd Best
1	22	Ben MASON	Legend Sedan	847	L	10	13:40.322		1:05.634	7	1:05.857
2	71	Ryan McLEISH	Legend 34 Coupe	890	L	10	13:42.159	1.837	1:06.052	7	1:06.440
3	305	Carlos PEREZ	Ford Coupe	900	L	10	13:49.680	9.358	1:07.352	7	1:07.597
4	77	Michael WEDDELL	Legend Coupe	1250	L	10	13:50.772	10.450	1:07.307	10	1:07.334
5	24	Matthew PAPE	Legend 34 Coupe	1250	L	10	13:51.306	10.984	1:07.141	9	1:07.595
6	9	Colin ATKINSON	Legend Coupe	899	L	10	13:52.978	12.656	1:07.529	6	1:07.795
7	85	Mark BEATY	Legend 34 Coupe	890	L	10	13:55.244	14.922	1:07.498	6	1:07.564
8	14	Daniel CLARK	Legend Coupe	890	L	10	13:56.136	15.814	1:07.652	8	1:07.771
9	6	Gary ATKINSON	Legend Coupe	890	L	10	13:56.587	16.265	1:07.230	10	1:07.582
10	95	Maxim POPELYUSHKO	Legend Coupe	847	L	10	13:58.685	18.363	1:07.335	6	1:07.491
11	97	Jamie BLAKE	Legend Coupe	1250	L R	10	13:59.988	19.666	1:08.484	9	1:08.527
12	2	David ALLAN	Legend 34 Coupe	890	L	10	14:00.520	20.198	1:07.622	7	1:08.017
13	35	Neil SHENTON	Legend 34 Coupe	890	L	10	14:00.594	20.272	1:08.406	6	1:08.509
14	72	Glenn BURTENSRAW	Legend Sedan	1250	L	10	14:01.214	20.892	1:08.772	6	1:08.837
15	55	Stuart McANDREW	Legend Coupe	1250	L	10	14:01.516	21.194	1:07.931	7	1:08.005
16	27	Grant HUNTER	Legend Coupe	890	L	10	14:02.748	22.426	1:08.740	10	1:09.017
17	51	Murray SCOTT	Legend Coupe	1250	L R	10	14:04.116	23.794	1:08.939	9	1:08.953
18	15	Elby CLARK	Legend Coupe	890	L	10	14:07.379	27.057	1:08.618	10	1:09.275
19	733	Keith ATKINSON	Legend Coupe	1300	L R	10	14:07.528	27.206	1:09.259	10	1:09.329
20	333	Bill READ	Legend Coupe	890	L	10	14:17.697	37.375	1:10.122	10	1:10.948
21	17	Ronald WILKINSON	Legend Coupe	1250	L R	10	14:23.764	43.442	1:11.702	6	1:11.871
22	100	Lee NAYLOR	Legend Coupe	1250	Gue	10	14:34.701	54.379	1:13.210	6	1:13.485
23	21	Mark MULHOLLAND	Legend Coupe	1250	L	9	13:57.976	1 Lap	1:12.972	8	1:14.729
<b>Not classified</b>											
DNF	78	David HEADEN	Legend Sedan	1250	L	2	2:39.841	DNF	1:16.818	1	1:21.858
DNF	555	Ewan ROBERTSON	Legend Coupe	900	L R	1	1:23.871	DNF	1:19.682	1	
DNS	7	Christopher WALLACE	Legend Coupe	1250	L			DNS		0	
DNS	53	Stuart ROBERTSON	Legend Coupe	850	L			DNS		0	

**Announcements**

Race distance increased to 10 Laps - 2 Laps completed behind the Safety Car

Margin of Victory	Avg. Speed	Best Lap Tm	Best Speed	Best Lap by
1.837	55.598	1:05.634	69.489	22 - Ben MASON

Senior Clerk of the Course

Orbits

Sig : Steve Burns

Time :

Chief Timekeeper : Ian Sharp (SMART Timing)

Results available at [www.smart-timing.co.uk](http://www.smart-timing.co.uk) and [www.speedhive.com](http://www.speedhive.com)

Printed: 13/09/2025 14:54:42





# KMSC/SMRC Race meeting

## Scottish Legends Cars Championship

Knockhill 1.267 miles

### Race 2 - Heat 1b

13/09/2025 14:55

### Race (10 Laps) started at 14:38:35

Lap	Time of Day	Lap Tm	S1	S2	S3	S2Spd	SFSpd	Lap	Time of Day	Lap Tm	S1	S2	S3	S2Spd	SFSpd
<b>(22) Ben MASON</b>															
1	14:39:51.809	<b>1:13.618</b>	27.313	27.121	19.184	<b>96.4</b>	90.0	1	14:39:55.898	<b>1:15.909</b>	27.393	28.721	19.795	92.8	<b>88.8</b>
2	14:40:58.257	<b>1:06.448</b>	21.404	25.738	19.306	94.9	<b>90.1</b>	2	14:41:03.743	<b>1:07.845</b>	22.307	<b>25.943</b>	19.595	95.6	87.6
3	14:42:16.222	<b>1:17.965</b>	21.313	29.298	27.354	63.4	45.6	3	14:42:23.948	<b>1:20.205</b>	25.234	30.323	24.648	81.9	51.2
4	14:44:54.206	<b>2:37.984</b>	52.478	1:03.272	42.234	27.2	35.9	4	14:45:01.478	<b>2:37.530</b>	52.776	1:03.66C	41.094	24.6	35.4
5	14:46:45.091	<b>1:50.885</b>	42.739	48.440	19.706	84.2	89.0	5	14:46:49.857	<b>1:48.379</b>	42.511	45.692	20.176	86.8	88.6
6	14:47:51.043	<b>1:05.952</b>	21.465	<b>25.297</b>	19.190	94.5	90.1	6	14:47:57.355	<b>1:07.498</b>	<b>21.610</b>	26.211	19.677	<b>96.0</b>	88.6
7	14:48:56.677	<b>1:05.634</b>	<b>21.141</b>	25.344	<b>19.149</b>	94.9	89.2	7	14:49:05.554	<b>1:08.199</b>	21.711	26.775	19.713	94.4	87.4
8	14:50:02.534	<b>1:05.857</b>	21.211	25.355	19.291	94.7	89.4	8	14:50:13.118	<b>1:07.564</b>	21.810	26.435	<b>19.319</b>	94.1	88.3
9	14:51:08.796	<b>1:06.262</b>	21.433	25.442	19.387	94.3	89.4	9	14:51:21.991	<b>1:08.873</b>	22.316	27.152	19.405	92.4	87.8
10	14:52:15.785	<b>1:06.989</b>	21.402	25.921	19.666	94.4	89.0	10	14:52:30.707	<b>1:08.716</b>	21.894	26.869	19.953	92.4	85.4
<b>(71) Ryan McL EISH</b>															
1	14:39:47.463	<b>1:11.404</b>	26.118	25.792	19.494	91.7	87.4	<b>(14) Daniel CLARK</b>							
2	14:40:54.577	<b>1:07.114</b>	21.319	26.199	19.596	92.4	88.3	1	14:39:57.562	<b>1:16.573</b>	27.504	28.552	20.517	88.6	<b>92.1</b>
3	14:42:14.079	<b>1:19.502</b>	21.471	30.019	28.012	62.1	39.9	2	14:41:07.185	<b>1:09.623</b>	22.270	27.662	19.691	96.4	89.8
4	14:44:53.003	<b>2:38.924</b>	53.186	1:03.997	41.741	27.9	37.3	3	14:42:26.984	<b>1:19.799</b>	25.078	30.994	23.727	78.4	56.2
5	14:46:45.065	<b>1:52.062</b>	43.432	48.662	19.968	82.6	87.6	4	14:45:04.834	<b>2:37.850</b>	53.896	1:03.727	40.227	28.2	40.3
6	14:47:52.032	<b>1:06.967</b>	21.921	25.627	19.419	94.5	90.0	5	14:46:52.077	<b>1:47.243</b>	42.193	44.924	20.126	88.6	92.1
7	14:48:58.084	<b>1:06.052</b>	21.331	<b>25.469</b>	<b>19.252</b>	94.5	90.0	6	14:48:00.155	<b>1:08.078</b>	22.076	26.538	19.464	<b>98.0</b>	91.1
8	14:50:04.560	<b>1:06.476</b>	21.183	25.878	19.415	<b>94.9</b>	90.0	7	14:49:07.934	<b>1:07.779</b>	21.959	26.516	<b>19.304</b>	96.7	90.1
9	14:51:11.000	<b>1:06.440</b>	<b>21.148</b>	25.885	19.407	89.4	89.4	8	14:50:15.586	<b>1:07.652</b>	22.003	<b>26.135</b>	19.514	95.9	88.9
10	14:52:17.622	<b>1:06.622</b>	21.396	25.857	19.369	93.7	88.9	9	14:51:23.828	<b>1:08.242</b>	22.213	26.392	19.637	96.0	89.5
<b>(305) Carlos PEREZ</b>															
1	14:39:50.303	<b>1:13.937</b>	27.029	27.167	19.741	92.1	88.0	10	14:52:31.599	<b>1:07.771</b>	<b>21.829</b>	26.245	19.697	95.9	88.1
2	14:40:59.120	<b>1:08.817</b>	21.842	26.916	20.059	90.4	90.1	<b>(6) Gary ATKINSON</b>							
3	14:42:17.373	<b>1:18.253</b>	22.028	28.973	27.252	66.8	44.8	1	14:39:56.761	<b>1:17.514</b>	27.721	29.129	20.664	91.3	88.9
4	14:44:55.566	<b>2:38.193</b>	52.695	1:02.874	42.624	27.6	31.7	2	14:41:07.686	<b>1:10.925</b>	22.577	27.793	20.555	93.1	88.3
5	14:46:45.810	<b>1:50.244</b>	42.319	48.380	19.545	83.8	<b>91.1</b>	3	14:42:28.357	<b>1:20.671</b>	26.853	31.121	22.697	74.2	61.5
6	14:47:53.699	<b>1:07.889</b>	22.017	26.492	19.380	<b>95.5</b>	89.2	4	14:45:05.944	<b>2:37.587</b>	53.443	1:04.153	39.991	27.9	36.0
7	14:49:01.051	<b>1:07.652</b>	<b>21.737</b>	<b>26.303</b>	<b>19.312</b>	95.1	89.0	5	14:46:53.183	<b>1:47.239</b>	42.038	45.050	20.151	84.6	89.2
8	14:50:08.648	<b>1:07.597</b>	21.860	26.387	19.350	94.3	88.1	6	14:48:01.083	<b>1:07.900</b>	21.889	26.339	19.672	95.5	<b>90.6</b>
9	14:51:16.398	<b>1:07.750</b>	22.015	26.305	19.430	92.8	88.2	7	14:49:09.443	<b>1:08.360</b>	22.265	26.335	19.760	<b>96.3</b>	89.5
10	14:52:25.143	<b>1:08.745</b>	22.019	27.110	19.616	93.5	87.8	8	14:50:17.238	<b>1:07.795</b>	21.892	26.450	19.453	93.5	87.2
<b>(77) Michael WEDDELL</b>															
1	14:39:53.847	<b>1:14.151</b>	26.887	27.722	19.542	94.5	90.6	9	14:51:24.820	<b>1:07.582</b>	21.953	26.399	<b>19.230</b>	94.1	88.4
2	14:41:01.636	<b>1:07.789</b>	22.041	26.430	19.318	<b>97.4</b>	89.6	10	14:52:32.050	<b>1:07.230</b>	<b>21.561</b>	<b>26.168</b>	19.501	94.9	89.5
3	14:42:20.540	<b>1:18.904</b>	24.056	30.446	24.402	72.9	54.2	<b>(95) Maxim POPELYUSHKO</b>							
4	14:44:58.295	<b>2:37.755</b>	52.668	1:03.188	41.899	28.3	30.2	1	14:39:54.357	<b>1:15.979</b>	27.870	28.237	19.872	93.7	89.5
5	14:46:47.589	<b>1:49.294</b>	41.886	47.298	20.110	80.4	<b>91.3</b>	2	14:41:03.586	<b>1:09.229</b>	22.589	26.829	19.811	95.9	88.2
6	14:47:56.007	<b>1:08.418</b>	22.174	26.631	19.613	96.6	88.4	3	14:42:23.490	<b>1:19.904</b>	25.034	29.951	24.919	79.9	52.7
7	14:49:04.076	<b>1:08.069</b>	22.103	26.630	19.336	96.4	89.7	4	14:45:00.945	<b>2:37.455</b>	52.543	1:03.611	41.301	26.1	34.1
8	14:50:11.594	<b>1:07.518</b>	21.820	26.307	19.391	95.1	90.6	5	14:46:49.375	<b>1:48.430</b>	42.460	46.089	19.881	85.8	89.8
9	14:51:18.928	<b>1:07.334</b>	<b>21.794</b>	26.320	<b>19.220</b>	90.6	90.6	6	14:47:56.710	<b>1:07.635</b>	21.755	26.332	19.248	<b>96.4</b>	90.1
10	14:52:26.235	<b>1:07.307</b>	21.810	<b>26.224</b>	19.273	96.1	89.0	7	14:49:04.201	<b>1:07.491</b>	<b>21.721</b>	26.378	19.392	94.9	<b>90.6</b>
<b>(24) Matthew PAPE</b>															
1	14:39:54.317	<b>1:16.278</b>	27.850	28.455	19.973	93.5	90.1	8	14:50:12.656	<b>1:08.455</b>	22.620	<b>26.206</b>	19.629	94.8	87.2
2	14:41:02.277	<b>1:07.960</b>	22.163	<b>26.093</b>	19.704	<b>97.5</b>	88.9	9	14:51:21.881	<b>1:09.225</b>	22.534	27.444	<b>19.247</b>	94.0	87.7
3	14:42:21.657	<b>1:19.380</b>	24.028	30.676	24.676	82.8	56.8	10	14:52:34.148	<b>1:12.267</b>	21.835	31.067	19.365	94.9	88.1
4	14:44:59.139	<b>2:37.482</b>	52.475	1:03.084	41.923	26.8	32.5	<b>(97) Jamie BLAKE</b>							
5	14:46:48.358	<b>1:49.219</b>	41.877	46.719	20.623	82.7	89.1	1	14:39:56.102	<b>1:15.712</b>	27.225	27.840	20.647	<b>95.7</b>	86.9
6	14:47:56.017	<b>1:07.659</b>	21.628	26.327	19.704	96.3	87.7	2	14:41:05.709	<b>1:09.607</b>	22.772	26.916	19.919	93.1	88.2
7	14:49:03.924	<b>1:07.907</b>	21.484	27.064	<b>19.359</b>	94.3	89.5	3	14:42:26.270	<b>1:20.561</b>	25.083	31.189	24.289	77.1	52.3
8	14:50:11.519	<b>1:07.595</b>	21.628	26.569	19.398	95.1	<b>90.2</b>	4	14:45:04.207	<b>2:37.937</b>	52.959	1:03.734	41.244	27.9	37.8
9	14:51:18.660	<b>1:07.141</b>	<b>21.417</b>	26.129	19.595	94.0	87.8	5	14:46:51.746	<b>1:47.539</b>	42.016	44.672	20.851	85.7	88.2
10	14:52:26.769	<b>1:08.109</b>	21.448	26.511	20.150	93.6	87.6	6	14:48:00.872	<b>1:09.126</b>	22.105	27.182	19.839	94.7	88.8
<b>(9) Colin ATKINSON</b>															
1	14:39:52.137	<b>1:14.614</b>	27.362	27.058	20.194	93.9	84.6	7	14:49:09.789	<b>1:08.917</b>	22.037	26.871	20.009	95.6	88.9
2	14:41:01.012	<b>1:08.875</b>	22.466	26.729	19.680	94.3	89.2	8	14:50:18.440	<b>1:08.651</b>	22.065	<b>26.498</b>	20.088	94.0	<b>89.7</b>
3	14:42:19.384	<b>1:18.372</b>	22.455	30.183	25.734	71.9	53.2	9	14:51:26.924	<b>1:08.484</b>	<b>22.030</b>	26.514	19.940	93.1	86.8
4	14:44:57.441	<b>2:38.057</b>	52.890	1:03.151	42.016	26.7	32.2	10	14:52:35.451	<b>1:08.527</b>	22.079	26.749	<b>19.699</b>	92.9	88.0
5	14:46:47.468	<b>1:50.027</b>	41.695	48.163	20.169	81.1	89.1	<b>(2) David ALLAN</b>							
6	14:47:54.997	<b>1:07.529</b>	<b>21.975</b>	<b>26.511</b>	<b>19.043</b>	<b>95.9</b>	88.6	1	14:39:59.489	<b>1:19.165</b>	27.803	29.975	21.387	89.0	87.7
7	14:49:03.056	<b>1:08.059</b>	22.024	26.724	19.311	94.1	88.5	2	14:41:10.337	<b>1:10.848</b>	23.467	26.966	20.415	91.4	86.4
8	14:50:10.851	<b>1:07.795</b>	22.003	26.518	19.274	94.1	88.0	3	14:42:31.068	<b>1:20.731</b>	26.525	31.412	22.794	72.8	71.8
9	14:51:19.740	<b>1:08.889</b>	22.768	26.678	19.443	95.6	<b>89.8</b>	4	14:45:09.991	<b>2:38.923</b>	53.515	1:05.32E	40.080	29.2	45.1
10	14:52:28.441	<b>1:08.701</b>	22.315	26.561	19.825	94.3	87.6	5	14:46:54.969	<b>1:44.978</b>	40.549	44.059	20.370	82.3	88.6
<b>(85) Mark BEATY</b>															
1	14:39:52.137	<b>1:14.614</b>	27.362	27.058	20.194	93.9	84.6	6	14:48:03.000	<b>1:08.031</b>	22.380	26.187	<b>19.464</b>	94.5	<b>90.4</b>
2	14:41:01.012	<b>1:08.875</b>	22.466	26.729	19.680	94.3	89.2	7	14:49:10.622	<b>1:07.622</b>	21.934	<b>26.133</b>	19.555	<b>96.1</b>	88.3
3	14:42:19.384	<b>1:18.372</b>	22.455	3											



# KMSC/SMRC Race meeting

## Scottish Legends Cars Championship

Knockhill 1.267 miles

### Race 2 - Heat 1b

13/09/2025 14:55

### Race (10 Laps) started at 14:38:35

Lap	Time of Day	Lap Tm	S1	S2	S3	S2Spd	SFSpd	Lap	Time of Day	Lap Tm	S1	S2	S3	S2Spd	SFSpd
3	14:42:18.443	<b>1:17.940</b>	22.322	29.291	26.327	65.2	46.2	5	14:46:54.666	<b>1:46.688</b>	42.069	43.892	20.727	81.2	87.3
4	14:44:56.558	<b>2:38.115</b>	52.908	1:02.887	42.320	26.7	32.4	6	14:48:04.534	<b>1:09.868</b>	22.914	26.794	20.160	<b>93.3</b>	86.1
5	14:46:46.695	<b>1:50.137</b>	41.983	48.086	20.068	83.8	89.4	7	14:49:14.885	<b>1:10.351</b>	22.589	<b>26.735</b>	21.027	93.2	85.8
6	14:47:55.101	<b>1:08.406</b>	22.181	26.859	<b>19.366</b>	94.3	<b>90.3</b>	8	14:50:24.214	<b>1:09.329</b>	22.409	26.882	20.038	92.6	86.6
7	14:49:04.089	<b>1:08.988</b>	22.626	26.898	19.464	95.5	90.2	9	14:51:33.732	<b>1:09.518</b>	22.677	26.853	19.988	92.3	86.9
8	14:50:12.690	<b>1:08.601</b>	22.370	26.721	19.510	95.7	89.0	10	14:52:42.991	<b>1:09.259</b>	<b>22.393</b>	26.950	<b>19.916</b>	92.2	85.4
9	14:51:27.548	<b>1:14.858</b>	22.236	32.678	19.944	<b>96.4</b>	88.3								
10	14:52:36.057	<b>1:08.509</b>	<b>22.076</b>	27.022	19.411	94.4	89.0								

(72) Glenn BURTENSHAW

1	14:39:55.148	<b>1:15.971</b>	27.574	28.217	20.180	<b>95.1</b>	89.0
2	14:41:05.051	<b>1:09.903</b>	22.850	27.154	19.899	92.6	88.6
3	14:42:25.513	<b>1:20.462</b>	25.058	30.563	24.841	79.3	55.3
4	14:45:03.545	<b>2:38.032</b>	52.945	1:03.743	41.344	25.7	35.7
5	14:46:50.897	<b>1:47.352</b>	42.058	44.963	20.331	85.4	<b>89.8</b>
6	14:47:59.669	<b>1:08.772</b>	22.504	<b>26.301</b>	19.967	93.3	88.9
7	14:49:08.915	<b>1:09.246</b>	<b>22.077</b>	26.889	20.280	91.7	88.4
8	14:50:18.331	<b>1:09.416</b>	22.143	27.000	20.273	93.6	87.2
9	14:51:27.840	<b>1:09.509</b>	22.437	26.721	20.351	93.2	88.6
10	14:52:36.677	<b>1:08.837</b>	22.631	26.440	<b>19.766</b>	94.4	87.8

(333) Bill READ

1	14:39:59.038	<b>1:21.939</b>	29.194	30.569	22.176	86.4	85.6
2	14:41:17.728	<b>1:18.690</b>	25.906	31.112	21.672	87.5	81.6
3	14:42:36.343	<b>1:18.615</b>	26.303	30.373	21.939	87.8	85.2
4	14:45:12.551	<b>2:36.208</b>	50.660	1:05.475	40.073	29.9	41.6
5	14:46:57.484	<b>1:44.933</b>	40.400	42.887	21.646	80.3	87.7
6	14:48:09.282	<b>1:11.798</b>	22.957	28.125	20.716	91.1	88.0
7	14:49:20.706	<b>1:11.424</b>	22.761	27.562	21.101	92.3	88.2
8	14:50:31.654	<b>1:10.948</b>	22.937	27.529	20.482	<b>93.3</b>	87.7
9	14:51:43.038	<b>1:11.384</b>	23.018	27.637	20.729	91.9	88.3
10	14:52:53.160	<b>1:10.122</b>	<b>22.684</b>	<b>27.124</b>	<b>20.314</b>	92.2	<b>88.4</b>

(55) Stuart McANDREW

1	14:39:52.975	<b>1:16.089</b>	28.431	27.762	19.896	92.3	88.3
2	14:41:02.502	<b>1:09.527</b>	22.433	26.704	20.390	93.9	90.1
3	14:42:22.536	<b>1:20.034</b>	24.577	30.833	24.624	77.6	56.3
4	14:44:59.909	<b>2:37.373</b>	52.287	1:03.186	41.900	28.4	34.6
5	14:46:48.831	<b>1:48.922</b>	41.830	46.312	20.780	83.5	89.8
6	14:47:56.836	<b>1:08.005</b>	21.932	26.552	19.521	93.9	90.0
7	14:49:04.767	<b>1:07.931</b>	21.988	26.455	<b>19.488</b>	96.0	89.8
8	14:50:19.879	<b>1:15.112</b>	22.221	33.206	19.685	93.6	86.6
9	14:51:27.916	<b>1:08.037</b>	<b>21.925</b>	<b>26.393</b>	19.719	<b>96.1</b>	<b>90.2</b>
10	14:52:36.979	<b>1:09.063</b>	22.764	26.502	19.797	96.1	90.0

(17) Ronald WILKINSON

1	14:40:00.945	<b>1:20.906</b>	30.370	28.795	21.741	87.7	78.5
2	14:41:18.344	<b>1:17.339</b>	24.535	30.957	21.907	88.9	80.5
3	14:42:38.083	<b>1:19.799</b>	27.548	30.174	22.017	87.5	78.3
4	14:45:13.461	<b>2:35.378</b>	50.158	1:05.606	39.614	30.4	42.7
5	14:46:59.150	<b>1:45.689</b>	40.703	42.841	22.145	77.6	83.0
6	14:48:10.852	<b>1:11.702</b>	<b>23.107</b>	27.809	20.786	<b>90.0</b>	82.6
7	14:49:22.723	<b>1:11.871</b>	23.143	27.553	21.175	87.6	82.8
8	14:50:34.880	<b>1:12.157</b>	23.486	27.969	<b>20.702</b>	86.5	<b>83.6</b>
9	14:51:47.194	<b>1:12.314</b>	23.333	27.955	21.026	84.1	83.0
10	14:52:59.227	<b>1:12.033</b>	23.640	<b>27.390</b>	21.003	86.4	83.4

(27) Grant HUNTER

1	14:39:53.842	<b>1:16.044</b>	27.905	27.891	20.248	94.3	88.9
2	14:41:03.796	<b>1:09.954</b>	22.799	26.809	20.346	95.3	88.1
3	14:42:24.827	<b>1:21.031</b>	25.709	30.664	24.658	80.2	53.0
4	14:45:02.995	<b>2:38.168</b>	52.705	1:03.775	41.688	25.4	33.7
5	14:46:50.737	<b>1:47.742</b>	41.937	45.276	20.529	87.3	88.6
6	14:48:00.885	<b>1:10.148</b>	22.720	27.061	20.367	95.3	89.1
7	14:49:10.701	<b>1:09.816</b>	22.910	26.957	19.949	95.3	88.1
8	14:50:20.454	<b>1:09.753</b>	22.646	27.028	20.079	<b>96.3</b>	88.8
9	14:51:29.471	<b>1:09.017</b>	22.449	26.736	19.832	94.9	<b>89.2</b>
10	14:52:38.211	<b>1:08.740</b>	<b>22.328</b>	<b>26.634</b>	<b>19.778</b>	94.7	89.2

(100) Lee NAYLOR

1	14:40:03.560	<b>1:21.215</b>	28.676	30.414	22.125	83.5	80.9
2	14:41:19.509	<b>1:15.949</b>	23.873	30.145	21.931	84.9	74.5
3	14:42:39.899	<b>1:20.390</b>	27.274	31.329	21.787	83.2	76.3
4	14:45:14.879	<b>2:34.980</b>	49.250	1:06.156	39.574	31.5	41.6
5	14:47:00.876	<b>1:45.997</b>	40.312	43.811	21.874	76.3	<b>82.4</b>
6	14:48:14.086	<b>1:13.210</b>	<b>23.242</b>	<b>28.572</b>	21.396	<b>85.5</b>	81.0
7	14:49:27.571	<b>1:13.485</b>	23.294	28.704	21.487	85.2	81.0
8	14:50:41.687	<b>1:14.116</b>	23.600	29.289	21.227	85.1	81.5
9	14:51:55.990	<b>1:14.303</b>	24.051	28.875	21.377	84.1	79.8
10	14:53:10.164	<b>1:14.174</b>	23.778	29.206	<b>21.190</b>	83.9	81.2

(51) Murray SCOTT

1	14:39:57.421	<b>1:16.397</b>	26.903	28.926	20.568	<b>93.2</b>	88.4
2	14:41:08.707	<b>1:11.286</b>	22.902	28.274	20.110	92.9	86.3
3	14:42:29.559	<b>1:20.852</b>	26.486	31.696	22.670	76.3	61.5
4	14:45:07.292	<b>2:37.733</b>	53.158	1:04.201	40.374	28.5	41.8
5	14:46:53.603	<b>1:46.311</b>	41.560	44.555	20.196	83.1	<b>89.0</b>
6	14:48:02.901	<b>1:09.298</b>	<b>22.142</b>	27.130	20.026	93.1	88.3
7	14:49:12.451	<b>1:09.550</b>	22.639	<b>26.954</b>	19.957	93.1	87.5
8	14:50:21.687	<b>1:09.236</b>	22.416	26.984	19.836	93.2	88.0
9	14:51:30.626	<b>1:08.939</b>	22.267	27.007	<b>19.665</b>	93.2	88.4
10	14:52:39.579	<b>1:08.953</b>	22.226	26.989	19.738	92.6	86.9

(21) Mark MULHOLLAND

1	14:39:59.846	<b>1:18.484</b>	27.494	29.576	21.414	84.1	<b>89.6</b>
2	14:41:20.288	<b>1:20.442</b>	24.545	34.112	21.785	83.7	62.7
3	14:42:43.821	<b>1:23.533</b>	27.454	33.031	23.048	66.2	78.5
4	14:45:16.091	<b>2:32.270</b>	47.050	1:05.552	39.668	32.1	39.8
5	14:47:02.348	<b>1:46.257</b>	40.183	45.120	20.954	74.8	86.0
6	14:48:27.373	<b>1:25.025</b>	24.708	39.616	<b>20.701</b>	86.4	86.1
7	14:49:42.102	<b>1:14.729</b>	25.038	28.974	20.717	91.1	87.3
8	14:50:55.074	<b>1:12.972</b>	23.776	<b>28.457</b>	20.739	<b>91.8</b>	87.7
9	14:52:33.439	<b>1:38.365</b>	<b>23.311</b>	51.720	23.334	82.1	74.0

(15) Elby CLARK

1	14:39:58.991	<b>1:20.346</b>	28.985	30.440	20.921	89.1	89.5
2	14:41:11.375	<b>1:12.384</b>	23.902	27.783	20.699	94.7	89.4
3	14:42:32.231	<b>1:20.856</b>	26.896	31.321	22.639	74.1	70.8
4	14:45:11.564	<b>2:39.333</b>	53.803	1:05.676	39.854	29.6	41.7
5	14:46:56.274	<b>1:44.710</b>	40.052	43.581	21.077	81.4	88.9
6	14:48:05.549	<b>1:09.275</b>	22.302	26.856	20.117	94.8	<b>90.4</b>
7	14:49:15.245	<b>1:09.696</b>	<b>22.095</b>	27.209	20.392	93.9	89.5
8	14:50:24.603	<b>1:09.358</b>	22.556	<b>26.826</b>	19.976	<b>95.3</b>	89.6
9	14:51:34.224	<b>1:09.621</b>	22.735	27.050	19.836	93.3	89.4
10	14:52:42.842	<b>1:08.618</b>	22.280	26.837	<b>19.501</b>	95.3	87.3

(78) David HEADEN

1	14:39:53.446	<b>1:16.818</b>	28.099	<b>27.712</b>	<b>21.007</b>	<b>88.5</b>	<b>84.7</b>
2	14:41:15.304	<b>1:21.858</b>	<b>25.719</b>	29.943	26.196	78.6	27.1

(733) Keith ATKINSON

1	14:39:57.169	<b>1:21.072</b>	28.990	27.495	24.587	88.6	86.3
2	14:41:09.462	<b>1:12.293</b>	24.141	27.491	20.661	91.6	<b>87.5</b>
3	14:42:30.657	<b>1:21.195</b>	26.864	31.528	22.803	71.1	66.0
4	14:45:07.978	<b>2:37.321</b>	52.957	1:04.512	39.852	26.7	42.9

(555) Ewan ROBERTSON

1	14:39:59.334	<b>1:19.682</b>	28.249	<b>30.121</b>	<b>21.312</b>	<b>88.9</b>	<b>85.2</b>
---	--------------	-----------------	--------	---------------	---------------	-------------	-------------

### Senior Clerk of the Course

### Orbits

Sig : Steve Burns Time :  
 Chief Timekeeper : Ian Sharp (SMART Timing)  
 Results available at [www.smart-timing.co.uk](http://www.smart-timing.co.uk) and [www.speedhive.com](http://www.speedhive.com)  
 Printed: 13/09/2025 14:55:02



# KMSC/SMRC Race meeting

# Lapchart

Scottish Legends Cars Championship

Knockhill 1.267 miles

Race 2 - Heat 1b

13/09/2025 14:55

Race (10 Laps) started at 14:38:35

Competitors	Laps											
	0	1	2	3	4	5	6	7	8	9	10	
Ryan McLEISH (71)	1	71	71	71	71	71	71	22	22	22	22	22
Keith ATKINSON (733)	2	733	305	22	22	22	22	71	71	71	71	71
Carlos PEREZ (305)	3	305	35	305	305	305	305	305	305	305	305	305
David HEADEN (78)	4	78	22	35	35	35	35	9	9	9	24	77
Stuart McANDREW (55)	5	55	9	9	9	9	9	35	24	24	77	24
Bill READ (333)	6	333	55	77	77	77	77	77	77	77	9	9
Neil SHENTON (35)	7	35	78	24	24	24	24	24	35	95	95	85
Colin ATKINSON (9)	8	9	27	55	55	55	55	95	95	35	85	14
Grant HUNTER (27)	9	27	77	95	95	95	95	55	55	85	14	6
Matthew PAPE (24)	10	24	24	85	85	85	85	85	85	14	6	95
Ben MASON (22)	11	22	95	27	27	27	27	72	14	6	97	97
Maxim POPELYUSHKO (95)	12	95	72	72	72	72	72	14	72	72	35	2
Elby CLARK (15)	13	15	85	97	97	97	97	97	6	97	2	35
Glenn BURTONSHAW (72)	14	72	97	14	14	14	14	27	97	2	72	72
Gary ATKINSON (6)	15	6	6	6	6	6	6	6	2	55	55	55
Ewan ROBERTSON (555)	16	555	733	51	51	51	51	51	27	27	27	27
Michael WEDDELL (77)	17	77	51	733	733	733	733	2	51	51	51	51
Mark BEATY (85)	18	85	14	2	2	2	2	733	733	733	733	15
Ronald WILKINSON (17)	19	17	15	15	15	15	15	15	15	15	15	733
David ALLAN (2)	20	2	333	78	333	333	333	333	333	333	333	333
Jamie BLAKE (97)	21	97	555	333	17	17	17	17	17	17	17	17
Daniel CLARK (14)	22	14	2	17	100	100	100	100	100	100	100	100
Murray SCOTT (51)	23	51	21	100	21	21	21	21	21	21	21	21
Mark MULHOLLAND (21)	24	21	17	21								
Lee NAYLOR (100)	25	100	100									
-	26											
-	27											

Senior Clerk of the Course

Orbits

Sig : Steve Burns

Time :

Chief Timekeeper : Ian Sharp (SMART Timing)

Results available at [www.smart-timing.co.uk](http://www.smart-timing.co.uk) and [www.speedhive.com](http://www.speedhive.com)

Printed: 13/09/2025 14:55:21



motor sport UK



RACE WITH RESPECT



Bulletin No. \_\_\_\_\_

**KMSC/SMRC Race meeting****Sorted on best lap time**

Scottish Fiesta ST Cup

Knockhill 1.267 miles

Qualifying 4

13/09/2025 15:15

Practice (12:00 Time) started at 14:57:39

Pos	No.	Name	Make/Model	CC	Class	Laps	Best Tm	Diff	Best Speed	2nd Best
1	1	Gerry HENDRY	Ford Fiesta ST	2000	ST	11	<b>1:04.594</b>		70.608	1:04.888
2	99	Jamie DICKIE	Ford Fiesta ST	2000	ST	11	<b>1:04.856</b>	0.262	70.323	1:05.107
3	52	Dave COLVILLE	Ford Fiesta ST	2000	ST	11	<b>1:05.108</b>	0.514	70.050	1:05.244
4	30	Michael GORDON	Ford Fiesta ST	2000	ST	10	<b>1:06.062</b>	1.468	69.039	1:06.708
5	35	Andrew MACKIE	Ford Fiesta ST	2000	ST	11	<b>1:06.093</b>	1.499	69.006	1:06.329
6	17	Angus ROSS	Ford Fiesta ST	2000	STN	8	<b>1:07.108</b>	2.514	67.963	1:07.877
7	79	Calum BRUCE	Ford Fiesta ST	2000	ST	10	<b>1:07.808</b>	3.214	67.261	1:08.281
8	24	Lachan MacLACHLAN	Ford Fiesta ST	2000	STCN	9	<b>1:07.974</b>	3.380	67.097	1:08.151
9	23	Lucy HALES-MAVER	Ford Fiesta ST	2000	ST	10	<b>1:08.801</b>	4.207	66.290	1:09.408

Senior Clerk of the Course

Orbits

Sig : Steve Burns

Time :

Chief Timekeeper : Ian Sharp (SMART Timing)

Results available at [www.smart-timing.co.uk](http://www.smart-timing.co.uk) and [www.speedhive.com](http://www.speedhive.com)

Printed: 13/09/2025 15:13:11

motor  
sport  
UK**RACE  
WITH  
RESPECT**



# KMSC/SMRC Race meeting

## Scottish Fiesta ST Cup

Knockhill 1.267 miles

## Qualifying 4

13/09/2025 15:15

Practice (12:00 Time) started at 14:57:39

Lap	Time of Day	Lap Tm	S1	S2	S3	S2Spd	SFSpd	Lap	Time of Day	Lap Tm	S1	S2	S3	S2Spd	SFSpd
<b>(1) Gerry HENDRY</b>															
1	14:58:55.150			27.727	21.338	85.7	80.6	1	14:59:18.359			31.442	22.333	78.7	73.4
2	15:00:02.749	<b>1:07.599</b>	22.103	25.913	19.583	87.4	81.1	2	15:00:33.143	<b>1:14.784</b>	24.990	29.009	20.785	82.0	78.1
3	15:01:09.482	<b>1:06.733</b>	21.613	25.631	19.489	87.7	80.2	3	15:01:43.337	<b>1:10.194</b>	22.768	27.087	20.339	84.3	78.0
4	15:02:15.882	<b>1:06.400</b>	21.478	25.648	19.274	88.4	80.8	4	15:02:53.256	<b>1:09.919</b>	22.855	26.832	20.232	84.9	78.3
5	15:03:22.076	<b>1:06.194</b>	21.396	25.307	19.491	88.0	79.4	5	15:04:02.448	<b>1:09.192</b>	22.444	26.559	20.189	86.1	78.4
6	15:04:27.808	<b>1:05.732</b>	21.353	25.120	19.259	88.6	80.7	6	15:05:11.022	<b>1:08.574</b>	22.379	26.145	20.050	<b>86.5</b>	78.9
7	15:05:36.064	<b>1:08.256</b>	21.572	25.709	20.975	88.1	<b>81.5</b>	7	15:06:21.748	<b>1:10.726</b>	23.623	26.839	20.264	85.7	78.2
8	15:06:41.480	<b>1:05.416</b>	21.144	25.072	19.200	88.9	81.0	8	15:07:30.213	<b>1:08.465</b>	22.445	26.008	20.012	86.1	77.8
9	15:07:46.606	<b>1:05.126</b>	21.093	24.778	19.255	89.4	80.8	9	15:08:38.494	<b>1:08.281</b>	22.290	26.051	<b>19.940</b>	86.3	78.5
10	15:08:51.494	<b>1:04.888</b>	21.053	24.726	19.109	89.1	80.8	10	15:09:46.302	<b>1:07.308</b>	<b>22.135</b>	<b>25.725</b>	19.948	86.4	<b>79.0</b>
11	15:09:56.088	<b>1:04.594</b>	<b>20.967</b>	<b>24.616</b>	<b>19.011</b>	<b>89.7</b>	80.9	<b>(79) Calum BRUCE</b>							
<b>(99) Jamie DICKIE</b>															
1	14:58:59.874			27.004	21.599	83.3	78.1	1	14:59:09.774			31.168	22.938	62.9	73.2
2	15:00:08.016	<b>1:08.142</b>	22.097	26.120	19.925	84.0	78.7	2	15:00:22.747	<b>1:12.973</b>	23.554	27.452	21.967	79.8	75.3
3	15:01:15.267	<b>1:07.251</b>	21.436	26.030	19.785	85.3	78.9	3	15:01:36.343	<b>1:13.596</b>	22.948	28.577	22.071	65.5	78.1
4	15:02:21.532	<b>1:06.265</b>	21.178	25.703	19.384	85.7	78.4	4	15:02:45.611	<b>1:09.268</b>	22.475	26.317	20.476	85.1	78.2
5	15:03:27.811	<b>1:06.279</b>	21.403	25.231	19.645	85.9	78.8	5	15:03:54.216	<b>1:08.605</b>	22.231	25.970	20.404	85.3	79.0
6	15:04:33.011	<b>1:05.200</b>	21.224	<b>24.489</b>	19.487	85.8	79.0	6	15:05:02.190	<b>1:07.974</b>	22.095	25.916	<b>19.963</b>	85.7	<b>79.0</b>
7	15:05:40.172	<b>1:07.161</b>	20.875	25.636	20.650	84.8	79.0	7	15:07:23.848	<b>2:21.658</b>	1:30.415	29.705	21.538	68.1	76.2
8	15:06:46.698	<b>1:06.526</b>	21.144	25.090	20.292	84.9	79.4	8	15:08:32.909	<b>1:09.061</b>	22.722	26.109	20.230	85.2	78.9
9	15:07:51.805	<b>1:05.107</b>	20.858	24.765	19.484	86.3	78.4	9	15:09:41.060	<b>1:08.151</b>	<b>22.088</b>	<b>25.795</b>	20.268	<b>85.9</b>	79.0
10	15:08:59.424	<b>1:07.619</b>	<b>20.772</b>	26.585	20.262	82.6	<b>79.5</b>	<b>(23) Lucy HALES-MAVER</b>							
11	15:10:04.280	<b>1:04.856</b>	20.948	24.685	<b>19.223</b>	<b>86.7</b>	79.2	1	14:59:16.560						
<b>(52) Dave COLVILLE</b>															
1	14:59:07.160			27.157	20.368	85.5	78.3	2	15:00:34.576	<b>1:18.016</b>					
2	15:00:15.602	<b>1:08.442</b>	22.724	26.055	19.663	87.7	79.0	3	15:01:47.593	<b>1:13.017</b>					
3	15:01:22.603	<b>1:07.001</b>	22.052	25.545	19.404	87.2	79.1	4	15:03:00.060	<b>1:12.467</b>					
4	15:02:30.433	<b>1:07.830</b>	22.397	25.722	19.711	86.9	78.4	5	15:04:11.665	<b>1:11.605</b>					
5	15:03:37.234	<b>1:06.801</b>	21.789	25.322	19.690	87.2	78.4	6	15:05:22.975	<b>1:11.310</b>					
6	15:04:43.458	<b>1:06.224</b>	21.759	24.945	19.520	<b>88.4</b>	79.0	7	15:06:33.625	<b>1:10.650</b>					
7	15:05:49.698	<b>1:06.240</b>	21.484	25.296	19.460	87.4	79.0	8	15:07:43.033	<b>1:09.408</b>					
8	15:06:55.216	<b>1:05.518</b>	21.247	24.752	19.519		79.1	9	15:08:53.686	<b>1:10.653</b>					
9	15:08:00.744	<b>1:05.528</b>	21.276	24.912	19.340		<b>79.4</b>	10	15:10:02.487	<b>1:08.801</b>					
10	15:09:05.988	<b>1:05.244</b>	21.256	24.708	<b>19.280</b>	88.0	79.4	<b>(30) Michael GORDON</b>							
11	15:10:11.096	<b>1:05.108</b>	<b>21.135</b>	<b>24.540</b>	19.433	88.3	79.4	1	14:59:14.649			30.050	21.592	80.3	76.8
<b>(35) Andrew MACKIE</b>															
1	14:59:02.036			27.670	21.010	83.1	80.6	2	15:00:25.589	<b>1:10.940</b>	23.198	27.078	20.664	86.5	78.0
2	15:00:10.160	<b>1:08.124</b>	22.213	26.473	19.438	86.6	<b>80.9</b>	3	15:01:34.093	<b>1:08.504</b>	22.333	26.126	20.045	87.3	78.9
3	15:01:17.296	<b>1:07.136</b>	21.733	26.092	<b>19.311</b>	87.4	80.4	4	15:02:42.642	<b>1:08.549</b>	22.173	26.440	19.936	86.4	78.4
4	15:02:24.054	<b>1:06.758</b>	21.629	25.582	19.547	<b>87.8</b>	79.8	5	15:03:50.641	<b>1:07.999</b>	22.192	26.162	19.645	<b>87.7</b>	78.8
5	15:03:30.685	<b>1:06.631</b>	21.654	25.526	19.451	87.2	79.9	6	15:04:58.578	<b>1:07.937</b>	22.175	26.009	19.753	87.1	78.1
6	15:04:37.014	<b>1:06.329</b>	<b>21.441</b>	25.371	19.517	87.7	79.0	7	15:06:05.702	<b>1:07.124</b>	21.687	25.862	19.575	<b>79.0</b>	<b>79.0</b>
7	15:05:44.008	<b>1:06.994</b>	21.527	25.814	19.653	87.4	78.9	8	15:07:12.839	<b>1:07.137</b>	22.154	25.357	19.626	87.3	78.4
8	15:06:50.101	<b>1:06.093</b>	21.497	<b>25.032</b>	19.564	87.4	78.5	9	15:08:19.547	<b>1:06.708</b>	21.876	25.415	<b>19.417</b>	77.9	77.9
9	15:07:56.719	<b>1:06.618</b>	21.601	25.517	19.500	87.5	79.0	10	15:09:25.609	<b>1:06.062</b>	<b>21.365</b>	<b>25.254</b>	19.443		77.9
10	15:09:03.537	<b>1:06.818</b>	21.479	25.864	19.475	87.4	79.0	<b>(17) Angus ROSS</b>							
11	15:10:09.876	<b>1:06.339</b>	21.443	25.350	19.546	87.4	77.4	1	14:58:59.706			28.912	21.984	82.7	71.5
<b>(17) Angus ROSS</b>															
1	14:58:59.706			28.912	21.984	82.7	71.5	2	15:00:11.974	<b>1:12.268</b>	23.881	27.794	20.593	83.2	77.9
2	15:00:11.974	<b>1:12.268</b>	23.881	27.794	20.593	83.2	77.9	3	15:01:21.477	<b>1:09.503</b>	22.427	26.441	20.635	<b>86.5</b>	77.5
3	15:01:21.477	<b>1:09.503</b>	22.427	26.441	20.635	<b>86.5</b>	77.5	4	15:02:33.625	<b>1:12.148</b>	24.363	26.873	20.912		77.1
4	15:02:33.625	<b>1:12.148</b>	24.363	26.873	20.912		77.1	5	15:03:48.927	<b>1:15.302</b>	23.243	26.669	25.390	83.6	27.7
5	15:03:48.927	<b>1:15.302</b>	23.243	26.669	25.390	83.6	27.7	6	15:08:11.396	<b>4:22.469</b>	3:35.864	26.193	20.412	86.0	77.3
6	15:08:11.396	<b>4:22.469</b>	3:35.864	26.193	20.412	86.0	77.3	7	15:09:18.504	<b>1:07.108</b>	<b>21.714</b>	<b>25.363</b>	<b>20.031</b>	85.9	<b>78.1</b>
7	15:09:18.504	<b>1:07.108</b>	<b>21.714</b>	<b>25.363</b>	<b>20.031</b>	85.9	<b>78.1</b>	8	15:10:26.381	<b>1:07.877</b>	22.148	25.433	20.296	86.3	77.8
8	15:10:26.381	<b>1:07.877</b>	22.148	25.433	20.296	86.3	77.8	<b>Senior Clerk of the Course</b>							

Senior Clerk of the Course

Sig : Steve Burns

Time :

Chief Timekeeper : Ian Sharp (SMART Timing)

Results available at [www.smart-timing.co.uk](http://www.smart-timing.co.uk) and [www.speedhive.com](http://www.speedhive.com)

Printed: 13/09/2025 15:13:28

Orbits





Bulletin No. \_\_\_\_\_

# KMSC/SMRC Race meeting

<p>Scottish Fiesta ST Cup</p> <p>Race 6 - 1st Race</p> <p>Race (12 Laps)</p>	<p>Knockhill 1.267 miles</p> <p>14/09/2025 10:00</p>
--	--



POLE POSITION

**2**

<p><b>99 Jamie DICKIE</b> 1:04.856</p>
--

**1**

<p><b>1 Gerry HENDRY</b> 1:04.594</p>
---

**1**

**4**

<p><b>30 Michael GORDON</b> 1:06.062</p>
--

**3**

<p><b>52 Dave COLVILLE</b> 1:05.108</p>
---

**2**

**6**

<p><b>17 Angus ROSS</b> 1:07.108</p>
--

**5**

<p><b>35 Andrew MACKIE</b> 1:06.093</p>
---

**3**

**8**

<p><b>24 Lachan MacLACHLAN</b> 1:07.974</p>
---

**7**

<p><b>79 Calum BRUCE</b> 1:07.808</p>
---

**4**

**9**

<p><b>23 Lucy HALES-MAVER</b> 1:08.801</p>
--

**5**

Senior Clerk of the Course Orbits

Sig : Steve Burns      Time :

Chief Timekeeper : Ian Sharp (SMART Timing)

Results available at [www.smart-timing.co.uk](http://www.smart-timing.co.uk) and [www.speedhive.com](http://www.speedhive.com)



motor  
sport  
UK





Bulletin No. \_\_\_\_\_

**KMSC/SMRC Race meeting****Sorted on best lap time**

Scottish C1 Cup

Knockhill 1.267 miles

Qualifying 5

13/09/2025 15:35

Practice (12:00 Time) started at 15:15:37

Pos	No.	Name	Make/Model	CC	Class	Laps	Best Tm	Diff	Best Speed	2nd Best
1	18	Gregor McPHADEN	Citroen C1	1000	C1N	10	<b>1:12.300</b>		63.082	1:12.458
2	24	Ayden WILSON	Citroen C1	1000	C1	10	<b>1:12.384</b>	0.084	63.009	1:12.486
3	27	James HITCHEN	Citroen C1	1000	C1	8	<b>1:12.889</b>	0.589	62.572	1:14.743
4	117	Marc NISBET	Citroen C1	1000	C1	10	<b>1:13.059</b>	0.759	62.427	1:13.396
5	9	Matthew BALDIE	Citroen C1	1000	Gue	10	<b>1:13.304</b>	1.004	62.218	1:13.589
6	77	James McCRACKEN	Citroen C1	1000	C1	10	<b>1:13.425</b>	1.125	62.116	1:13.762
7	8	Henry GILLIESPIE	Citroen C1	1000	C1	10	<b>1:13.476</b>	1.176	62.073	1:13.562
8	560	Joshua GILDING	Citroen C1	1000	Gue	10	<b>1:13.903</b>	1.603	61.714	1:13.971
9	59	Liam KELSO	Citroen C1	1000	C1N	10	<b>1:14.108</b>	1.808	61.543	1:14.547
10	6	Kenneth DOCK	Citroen C1	1000	C1	9	<b>1:14.998</b>	2.698	60.813	1:15.269
11	21	Sam MILNE	Citroen C1	1000	C1N	9	<b>1:15.603</b>	3.303	60.326	1:16.912
12	44	Peter EDIE	Citroen C1	1000	C1N	9	<b>1:16.497</b>	4.197	59.621	1:17.464
13	79	Glenn ALCOCK	Citroen C1	1000	Gue	9	<b>1:17.331</b>	5.031	58.978	1:17.530

Senior Clerk of the Course

Orbits

Sig : Steve Burns

Time :

Chief Timekeeper : Ian Sharp (SMART Timing)

Results available at [www.smart-timing.co.uk](http://www.smart-timing.co.uk) and [www.speedhive.com](http://www.speedhive.com)

Printed: 13/09/2025 15:29:54

motor  
sport  
UK**RACE  
WITH  
RESPECT**

**KMSC/SMRC Race meeting**
**Scottish C1 Cup**
**Knockhill 1.267 miles**
**Qualifying 5**
**13/09/2025 15:35**
**Practice (12:00 Time) started at 15:15:37**

Lap	Time of Day	Lap Tm	S1	S2	S3	S2Spd	SFSpd	Lap	Time of Day	Lap Tm	S1	S2	S3	S2Spd	SFSpd
<b>(18) Gregor McPHADEN</b>								<b>(56) Joshua GILDING</b>							
1	15:16:55.277			28.515	22.953	70.5	64.0	1	15:17:11.457			31.740	24.188	69.4	62.5
2	15:18:09.622	<b>1:14.345</b>	24.089	27.680	22.576	71.7	64.2	2	15:18:31.467	<b>1:20.010</b>	25.481	30.603	23.926	67.5	63.0
3	15:19:26.422	<b>1:16.800</b>	24.244	28.754	23.802	64.2	63.5	3	15:19:50.304	<b>1:18.837</b>	24.618	31.419	22.800	70.5	63.2
4	15:20:40.215	<b>1:13.793</b>	23.732	27.579	22.482	71.3	63.9	4	15:21:06.199	<b>1:15.895</b>	24.642	28.397	22.856	71.8	63.4
5	15:21:53.565	<b>1:13.350</b>	23.681	27.112	22.557	71.8	64.1	5	15:22:21.772	<b>1:15.573</b>	24.376	28.240	22.957	72.2	63.4
6	15:23:06.465	<b>1:12.900</b>	23.617	26.953	22.330	72.4	64.3	6	15:23:36.323	<b>1:14.551</b>	24.252	27.789	<b>22.510</b>	72.2	63.7
7	15:24:19.425	<b>1:12.960</b>	23.483	27.076	22.401	72.2	64.4	7	15:24:50.603	<b>1:14.280</b>	<b>23.910</b>	27.605	22.765	72.7	63.6
8	15:25:31.883	<b>1:12.458</b>	23.408	26.768	<b>22.282</b>	72.5	64.4	8	15:26:04.574	<b>1:13.971</b>	23.981	27.332	22.658	<b>72.9</b>	63.7
9	15:26:44.183	<b>1:12.300</b>	<b>23.257</b>	<b>26.745</b>	22.298	<b>72.8</b>	<b>64.7</b>	9	15:27:19.593	<b>1:15.019</b>	24.181	27.992	22.846	72.1	<b>64.1</b>
10	15:28:04.813	<b>1:20.630</b>	25.749	31.703	23.178	62.7	64.5	10	15:28:33.496	<b>1:13.903</b>	23.980	<b>27.275</b>	22.648	72.6	63.9
<b>(24) Ayden WILSON</b>								<b>(59) Liam KELSO</b>							
1	15:17:24.141			37.724	28.319	34.5	62.7	1	15:17:02.322			29.352	23.557	69.9	62.7
2	15:18:38.304	<b>1:14.163</b>	23.945	27.445	22.773	70.3	63.2	2	15:18:18.156	<b>1:15.834</b>	24.262	28.159	23.413	70.0	<b>62.7</b>
3	15:20:08.665	<b>1:30.361</b>	25.326	39.866	25.169	52.7	63.1	3	15:19:33.901	<b>1:15.745</b>	24.111	28.282	23.352	69.5	62.0
4	15:21:22.725	<b>1:14.060</b>	23.674	27.431	22.955	70.6	61.7	4	15:20:49.727	<b>1:15.826</b>	24.423	28.076	23.327	69.5	62.0
5	15:22:36.646	<b>1:13.921</b>	23.870	27.295	22.756	71.1	63.2	5	15:22:05.146	<b>1:15.419</b>	24.155	28.084	23.180	70.2	62.3
6	15:23:49.929	<b>1:13.283</b>	23.382	27.244	22.657	71.5	<b>64.1</b>	6	15:23:19.913	<b>1:14.767</b>	24.079	27.592	23.096	<b>70.4</b>	62.4
7	15:25:03.138	<b>1:13.209</b>	23.316	27.183	22.710	71.2	62.9	7	15:24:34.664	<b>1:14.751</b>	24.066	27.546	23.139	70.3	62.3
8	15:26:17.594	<b>1:14.456</b>	24.279	27.310	22.867	71.1	63.5	8	15:25:49.211	<b>1:14.547</b>	24.007	27.475	<b>23.065</b>	70.4	62.7
9	15:27:29.978	<b>1:12.384</b>	23.137	<b>26.753</b>	<b>22.494</b>	<b>71.8</b>	63.7	9	15:27:03.319	<b>1:14.108</b>	<b>23.580</b>	<b>27.455</b>	23.073	70.3	62.7
10	15:28:42.464	<b>1:12.486</b>	<b>22.966</b>	26.765	22.755	71.7	63.5	10	15:28:30.407	<b>1:27.088</b>	27.492	33.064	26.532	56.4	30.9
<b>(27) James HITCHEN</b>								<b>(6) Kenneth DOCK</b>							
1	15:16:53.730			28.314	22.868	71.0	63.5	1	15:17:27.101			33.590	28.842	35.8	62.5
2	15:18:08.649	<b>1:14.919</b>	24.164	28.048	22.707	71.3	63.8	2	15:18:53.680	<b>1:26.579</b>			22.971	69.6	62.7
3	15:19:25.902	<b>1:17.253</b>	24.991	28.173	24.089	71.1	35.1	3	15:20:11.359	<b>1:17.679</b>	24.975	29.012	23.692	71.5	62.8
4	15:22:43.434	<b>3:17.532</b>	2:26.972	27.881	22.679	68.6	64.3	4	15:21:30.017	<b>1:18.658</b>	25.829	29.914	22.915	68.9	63.0
5	15:23:56.323	<b>1:12.889</b>	23.366	27.033	<b>22.490</b>	71.5	64.2	5	15:22:45.894	<b>1:15.877</b>	24.683	28.494	22.700	71.4	63.5
6	15:25:12.665	<b>1:16.342</b>	23.907	27.950	24.485	61.8	64.4	6	15:24:01.836	<b>1:15.942</b>	24.621	28.383	22.938	71.5	63.0
7	15:26:28.032	<b>1:15.367</b>	23.824	<b>26.948</b>	24.595	<b>72.5</b>	<b>65.2</b>	7	15:25:17.304	<b>1:15.468</b>	24.559	28.297	<b>22.612</b>	71.8	63.4
8	15:27:42.775	<b>1:14.743</b>	<b>23.225</b>	28.818	22.700	67.7	64.3	8	15:26:32.573	<b>1:15.269</b>	24.305	28.281	22.683	72.0	<b>64.1</b>
<b>(117) Marc NISBET</b>								<b>(21) Sam MILNE</b>							
1	15:17:14.811			29.231	23.168	70.8	63.9	1	15:17:08.993			32.936	24.748	66.6	62.1
2	15:18:33.790	<b>1:18.979</b>	25.790	29.995	23.194	70.0	63.2	2	15:18:28.549	<b>1:19.556</b>	25.986	29.967	23.603	68.5	62.4
3	15:19:48.518	<b>1:14.728</b>	24.183	27.827	22.718	72.3	64.1	3	15:19:52.875	<b>1:24.326</b>	26.407	34.494	23.425	69.0	62.3
4	15:21:02.801	<b>1:14.283</b>	23.825	27.419	23.039	72.3	63.0	4	15:21:11.082	<b>1:18.207</b>	25.395	29.396	23.416	69.0	62.5
5	15:22:17.079	<b>1:14.278</b>	23.907	27.644	22.727	72.7	63.8	5	15:22:28.708	<b>1:17.626</b>	25.484	28.806	23.336	69.3	62.4
6	15:23:31.136	<b>1:14.057</b>	23.884	27.426	22.747	72.9	63.5	6	15:23:45.620	<b>1:16.912</b>	25.067	28.646	23.199	70.6	62.7
7	15:24:44.546	<b>1:13.410</b>	23.586	27.240	<b>22.584</b>	<b>73.2</b>	63.9	7	15:25:04.291	<b>1:18.671</b>	24.748	29.303	24.620	53.3	62.5
8	15:25:58.102	<b>1:13.556</b>	23.526	27.380	22.650	72.5	63.7	8	15:26:19.894	<b>1:15.603</b>	24.673	<b>27.903</b>	<b>23.027</b>	<b>71.2</b>	<b>62.8</b>
9	15:27:11.498	<b>1:13.396</b>	23.383	27.304	22.709	72.7	64.0	9	15:27:38.416	<b>1:18.522</b>	<b>24.360</b>	28.323	25.839	70.6	27.2
10	15:28:24.557	<b>1:13.059</b>	<b>23.264</b>	<b>27.135</b>	22.660	73.1	<b>64.2</b>	<b>(44) Peter EDIE</b>							
<b>(9) Matthew BALDIE</b>								1	15:17:13.921			32.038	24.748	67.6	61.0
1	15:17:06.041			32.616	24.840	60.5	61.9	2	15:18:36.111	<b>1:22.190</b>	26.306	31.850	24.034	66.9	62.1
2	15:18:23.563	<b>1:17.522</b>	25.794	28.479	23.249	70.0	62.6	3	15:19:56.747	<b>1:20.636</b>	26.380	30.646	23.610	68.5	62.0
3	15:19:40.216	<b>1:16.653</b>	24.624	27.801	24.228	71.2	53.8	4	15:21:15.268	<b>1:18.521</b>	25.707	29.233	23.581	69.5	62.3
4	15:20:56.008	<b>1:15.792</b>	25.311	27.602	22.879	71.8	63.4	5	15:22:33.032	<b>1:17.764</b>	25.521	28.983	23.260	70.3	62.3
5	15:22:10.291	<b>1:14.283</b>	24.169	27.311	22.803	72.2	63.5	6	15:23:49.529	<b>1:16.497</b>	25.141	<b>28.218</b>	23.138	<b>70.8</b>	62.4
6	15:23:24.410	<b>1:14.119</b>	23.963	27.282	22.874	<b>72.5</b>	63.9	7	15:25:06.993	<b>1:17.464</b>	25.977	28.334	23.153	70.6	62.4
7	15:24:38.479	<b>1:14.069</b>	23.892	27.277	22.900	72.3	63.9	8	15:26:25.179	<b>1:18.186</b>	26.513	28.747	<b>22.926</b>	70.7	<b>63.2</b>
8	15:25:52.452	<b>1:13.973</b>	23.795	27.446	22.732	71.6	64.0	9	15:27:43.770	<b>1:18.591</b>	<b>24.706</b>	30.752	23.133	66.3	63.1
9	15:27:05.756	<b>1:13.304</b>	23.627	<b>27.088</b>	<b>22.589</b>	72.0	<b>64.2</b>	<b>(79) Glenn ALCOCK</b>							
10	15:28:19.345	<b>1:13.589</b>	<b>23.170</b>	27.520	22.899	72.5	63.7	1	15:17:28.898			35.128	29.424	34.3	61.1
<b>(77) James McCracken</b>								2	15:18:50.512	<b>1:21.614</b>	25.770	31.917	23.927	68.2	61.6
1	15:17:25.408			35.716	28.012	38.3	62.9	3	15:20:11.167	<b>1:20.655</b>	25.461	31.027	24.167	69.5	61.6
2	15:18:42.944	<b>1:17.536</b>	24.451	28.150	24.935	71.6	64.0	4	15:21:30.955	<b>1:19.788</b>	25.707	30.772	23.309	68.4	<b>62.4</b>
3	15:19:58.012	<b>1:15.068</b>	24.399	28.105	22.564	72.2	64.7	5	15:22:50.406	<b>1:19.451</b>	25.196	30.512	23.743	69.3	61.6
4	15:21:26.022	<b>1:28.010</b>	25.427	35.844	26.739	44.3	63.8	6	15:24:08.739	<b>1:18.333</b>	25.518	29.501	23.314	70.5	62.0
5	15:22:40.451	<b>1:14.429</b>	24.130	27.757	22.542	72.5	64.3	7	15:25:26.536	<b>1:17.797</b>	25.020	29.510	23.267	70.1	62.1
6	15:23:54.567	<b>1:14.116</b>	23.988	27.564	22.564	72.6	64.2	<b>(8) Henry GILLIESPIE</b>							
7	15:25:08.424	<b>1:13.857</b>	23.870	27.534	<b>22.453</b>	72.4	64.7	1	15:17:07.291			31.659	23.618	68.8	62.8
8	15:26:22.579	<b>1:14.155</b>	24.132	27.500	22.523	72.5	64.9	2	15:18:24.725	<b>1:17.434</b>	25.362	28.796	23.276	70.7	63.1
9	15:27:36.004	<b>1:13.425</b>	<b>23.647</b>	<b>27.122</b>	22.656	<b>73.4</b>	64.7	<b>Senior Clerk of the Course</b>							
10	15:28:49.766	<b>1:13.762</b>	23.786	27.429	22.547	72.8	<b>65.2</b>	<b>Orbits</b>							

**Senior Clerk of the Course**
**Sig : Steve Burns**
**Time :**
**Chief Timekeeper : Ian Sharp (SMART Timing)**
**Results available at [www.smart-timing.co.uk](http://www.smart-timing.co.uk) and [www.speedhive.com](http://www.speedhive.com)**
**Printed: 13/09/2025 15:30:05**




Bulletin No. \_\_\_\_\_

# KMSC/SMRC Race meeting

Scottish C1 Cup

Knockhill 1.267 miles

Qualifying 5

13/09/2025 15:35

Practice (12:00 Time) started at 15:15:37

Lap	Time of Day	Lap Tm	S1	S2	S3	S2Spd	SFSpd	Lap	Time of Day	Lap Tm	S1	S2	S3	S2Spd	SFSpd
8	15:26:43.867	<b>1:17.331</b>	24.878	<b>29.287</b>	<b>23.166</b>	70.0	62.4								
9	15:28:01.397	<b>1:17.530</b>	<b>24.867</b>	29.357	23.306	<b>70.6</b>	61.8								

Senior Clerk of the Course

Orbits

Sig : Steve Burns

Time :

Chief Timekeeper : Ian Sharp (SMART Timing)

Results available at [www.smart-timing.co.uk](http://www.smart-timing.co.uk) and [www.speedhive.com](http://www.speedhive.com)

Printed: 13/09/2025 15:30:05





Bulletin No. \_\_\_\_\_

# KMSC/SMRC Race meeting

<b>Scottish C1 Cup</b>	<b>Knockhill 1.267 miles</b>
<b>Race 7 - 1st Race</b>	<b>14/09/2025 10:25</b>
<b>Race (10 Laps)</b>	



POLE POSITION

<b>2</b>
24 Ayden WILSON 1:12.384
<b>4</b>
117 Marc NISBET 1:13.059
<b>6</b>
77 James McCRACKEN 1:13.425
<b>8</b>
560 Joshua GILDING 1:13.903
<b>10</b>
6 Kenneth DOCK 1:14.998
<b>12</b>
44 Peter EDIE 1:16.497

<b>1</b>
18 Gregor McPHADEN 1:12.300
<b>3</b>
27 James HITCHEN 1:12.889
<b>5</b>
9 Matthew BALDIE 1:13.304
<b>7</b>
8 Henry GILLIESPIE 1:13.476
<b>9</b>
59 Liam KELSO 1:14.108
<b>11</b>
21 Sam MILNE 1:15.603
<b>13</b>
79 Glenn ALCOCK 1:17.331

1  
2  
3  
4  
5  
6  
7

Senior Clerk of the Course Orbits

Sig : Steve Burns      Time :

Chief Timekeeper : Ian Sharp (SMART Timing)

Results available at [www.smart-timing.co.uk](http://www.smart-timing.co.uk) and [www.speedhive.com](http://www.speedhive.com)

Printed: 13/09/2025 15:31:34





Bulletin No. \_\_\_\_\_

**KMSC/SMRC Race meeting****Sorted on Laps**

Scottish Mini Cooper &amp; Mini Cooper S Cup

Knockhill 1.267 miles

Race 3 - 1st Race

13/09/2025 15:55

Race (14 Laps) started at 15:37:54

Pos	No.	Name	Make/Model	CC	Class	Laps	Total Tm	Diff	Best Tm	In Lap	2nd Best
1	21	Ross WILKINSON	Mini Cooper S	1600S	R53	14	17:23.761		1:03.285	9	1:03.595
2	65	Jack IRVINE	Mini Cooper	1600	SM	14	17:33.354	9.593	1:03.099	10	1:03.180
3	25	Chad LITTLE	Mini Cooper	1600	SM	14	17:33.415	9.654	1:02.740	11	1:03.071
4	70	Oly MORTIMER	Mini Cooper	1600	Gue	14	17:33.942	10.181	1:02.816	13	1:02.891
5	53	Stuart McPHADEN	Mini Cooper	1600	SMN	14	17:34.668	10.907	1:03.041	13	1:03.253
6	17	Chris COCKBURN	Mini Cooper	1600	SM	14	17:35.266	11.505	1:03.141	14	1:03.301
7	18	Daniel PATTERSON	Mini Cooper	1600	SM	14	17:35.551	11.790	1:03.114	5	1:03.150
8	52	Michael WILLIAMS	Mini Cooper	1600	SMN	14	17:37.130	13.369	1:03.425	13	1:03.485
9	32	Blair DRYBURGH	Mini Cooper	1600	SM	14	17:37.347	13.586	1:03.290	9	1:03.377
10	6	David ROBB	Mini Cooper	1600	Gue	14	17:39.610	15.849	1:03.681	11	1:03.686
11	88	Barry HOLMES	Mini Cooper	1600	SM	14	17:45.939	22.178	1:04.101	12	1:04.303
<b>Not classified</b>											
DNF	5	Jonathan WILD	Mini Cooper	1600	SMN	4	4:29.359	DNF	1:03.951	4	1:04.857

**Announcements**

Race distance increased to 14 Laps - 2 Laps completed behind the Safety Car

Margin of Victory	Avg. Speed	Best Lap Tm	Best Speed	Best Lap by
9.593	61.175	1:02.740	72.694	25 - Chad LITTLE

Senior Clerk of the Course

Orbits

Sig : Steve Burns

Time :

Chief Timekeeper : Ian Sharp (SMART Timing)

Results available at [www.smart-timing.co.uk](http://www.smart-timing.co.uk) and [www.speedhive.com](http://www.speedhive.com)

Printed: 13/09/2025 15:58:11

motor  
sport  
UK



# KMSC/SMRC Race meeting

## Scottish Mini Cooper & Mini Cooper S Cup

Knockhill 1.267 miles

### Race 3 - 1st Race

13/09/2025 15:55

### Race (14 Laps) started at 15:37:54

Lap	Time of Day	Lap Tm	S1	S2	S3	S2Spd	SFSpd	Lap	Time of Day	Lap Tm	S1	S2	S3	S2Spd	SFSpd	
<b>(21) Ross WILKINSON</b>																
1	15:39:00.861			23.988	18.868		82.6	9	15:50:10.417	<b>1:03.355</b>	20.229	23.549	19.577	85.2	75.0	
2	15:40:05.559	<b>1:04.698</b>	21.152	24.453	19.093		81.8	10	15:51:14.503	<b>1:04.086</b>	20.542	23.548	19.996	84.4	74.0	
3	15:41:09.705	<b>1:04.146</b>	<b>20.695</b>	24.293	19.158		81.0	11	15:52:18.894	<b>1:04.391</b>	20.555	24.273	19.563	84.1	75.2	
4	15:42:14.286	<b>1:04.581</b>	21.212	24.208	19.161		81.0	12	15:53:22.521	<b>1:03.627</b>	20.285	23.381	19.961	84.5	75.1	
5	15:43:17.881	<b>1:03.595</b>	20.695	23.809	19.091		81.1	13	15:54:25.562	<b>1:03.041</b>	<b>20.161</b>	<b>23.334</b>	19.546	85.1	75.5	
6	15:44:33.634	<b>1:15.753</b>	20.975	27.382	27.396		37.8	14	15:55:28.815	<b>1:03.253</b>	20.261	23.386	19.606	84.8	75.1	
7	15:47:18.353	<b>2:44.719</b>	59.200	1:04.564	40.955		35.7	<b>(17) Chris COCKBURN</b>								
8	15:48:51.370	<b>1:33.017</b>	39.797	34.189	19.031		<b>83.7</b>	1	15:39:03.119			23.807	19.542		75.3	
9	15:49:54.655	<b>1:03.285</b>	20.731	<b>23.703</b>	<b>18.851</b>		81.8	2	15:40:07.521	<b>1:04.402</b>	20.522	23.536	20.344	85.1	73.8	
10	15:51:00.020	<b>1:05.365</b>	21.151	24.506	19.708		79.5	3	15:41:12.940	<b>1:05.419</b>	22.127	23.682	19.610		74.8	
11	15:52:05.148	<b>1:05.128</b>	21.308	24.457	19.363		80.1	4	15:42:16.439	<b>1:03.499</b>	20.323	23.526	19.650		75.2	
12	15:53:09.799	<b>1:04.651</b>	21.269	24.056	19.326		80.2	5	15:43:19.919	<b>1:03.480</b>	20.317	23.513	19.650	<b>85.4</b>	75.6	
13	15:54:13.857	<b>1:04.058</b>	20.858	24.014	19.186		79.8	6	15:44:46.901	<b>1:26.982</b>	20.854	32.743	33.385		38.6	
14	15:55:17.908	<b>1:04.051</b>	20.967	23.837	19.247		78.9	7	15:47:29.495	<b>2:42.594</b>	53.481	1:06.853	42.260		33.1	
<b>(65) Jack IRVINE</b>																
1	15:39:02.576			23.880	19.453	84.3	76.0	8	15:49:07.917	<b>1:38.422</b>	40.350	35.708	22.364	59.9	75.3	
2	15:40:06.901	<b>1:04.325</b>	20.470	23.909	19.946	83.1	75.1	9	15:50:11.218	<b>1:03.301</b>	20.312	23.435	19.554		75.9	
3	15:41:11.450	<b>1:04.549</b>	21.526	23.582	19.441	83.8	75.5	10	15:51:14.614	<b>1:03.396</b>	20.319	23.464	19.613		75.2	
4	15:42:15.291	<b>1:03.841</b>	20.198	23.826	19.817	83.6	75.6	11	15:52:19.404	<b>1:04.790</b>	20.177	24.573	20.040	83.5	74.8	
5	15:43:19.130	<b>1:03.839</b>	20.403	23.757	19.679	<b>84.4</b>	73.3	12	15:53:22.938	<b>1:03.534</b>	20.551	<b>23.400</b>	19.583		75.8	
6	15:44:44.767	<b>1:25.637</b>	20.470	31.337	33.830	49.5	38.7	13	15:54:26.272	<b>1:03.334</b>	20.414	23.492	<b>19.428</b>		<b>76.0</b>	
7	15:47:27.030	<b>2:42.263</b>	53.174	1:06.852	42.237	27.3	34.7	14	15:55:29.413	<b>1:03.141</b>	<b>20.167</b>	23.485	19.489	85.3	75.4	
8	15:49:06.737	<b>1:39.707</b>	41.149	36.276	22.282	55.0	75.6	<b>(18) Daniel PATTERSON</b>								
9	15:50:10.192	<b>1:03.455</b>	20.127	23.776	19.552	83.8	76.1	1	15:39:05.292			24.362	19.637		76.3	
10	15:51:13.291	<b>1:03.099</b>	20.095	<b>23.519</b>	19.485	83.6	75.5	2	15:40:11.070	<b>1:05.778</b>	22.119	24.128	19.531		76.2	
11	15:52:16.471	<b>1:03.180</b>	20.180	23.599	<b>19.401</b>	83.8	75.6	3	15:41:15.189	<b>1:04.119</b>	20.751	23.806	19.562		75.7	
12	15:53:19.726	<b>1:03.255</b>	20.160	23.563	19.532	83.9	<b>76.6</b>	4	15:42:18.947	<b>1:03.758</b>	20.654	23.630	19.474		76.3	
13	15:54:23.017	<b>1:03.291</b>	<b>20.061</b>	23.780	19.450	84.1	76.0	5	15:43:22.061	<b>1:03.114</b>	20.312	23.400	19.402		76.3	
14	15:55:27.501	<b>1:04.484</b>	20.479	24.016	19.989	83.9	74.8	6	15:44:49.285	<b>1:27.224</b>	20.351	33.627	33.246	46.4	36.5	
<b>(25) Chad LITTLE</b>																
1	15:39:03.498			23.867	19.463	84.9	76.2	7	15:47:32.445	<b>2:43.160</b>	53.043	1:06.753	43.364	30.1	31.0	
2	15:40:07.273	<b>1:03.775</b>	20.500	23.561	19.714	<b>85.5</b>	76.1	8	15:49:08.836	<b>1:36.391</b>	39.334	34.800	22.257	61.6	<b>76.9</b>	
3	15:41:12.336	<b>1:05.063</b>	22.093	23.639	19.331	84.8	76.6	9	15:50:12.028	<b>1:03.192</b>	20.171	23.346	19.675	<b>85.9</b>	75.7	
4	15:42:15.848	<b>1:03.512</b>	20.380	23.589	19.543	84.7	76.3	10	15:51:15.368	<b>1:03.340</b>	20.431	23.454	19.455	85.6	76.3	
5	15:43:19.462	<b>1:03.614</b>	20.476	23.520	19.618	85.1	76.3	11	15:52:19.240	<b>1:03.872</b>	20.174	23.954	19.744	83.8	74.6	
6	15:44:46.338	<b>1:26.876</b>	20.913	32.401	33.562	49.3	38.0	12	15:53:23.204	<b>1:03.964</b>	21.321	<b>23.321</b>	<b>19.322</b>	85.5	76.8	
7	15:47:28.822	<b>2:42.484</b>	53.200	1:07.019	42.265	31.1	29.1	13	15:54:26.548	<b>1:03.344</b>	20.331	23.584	19.429	85.6	76.4	
8	15:49:07.360	<b>1:38.538</b>	40.535	35.874	22.129	58.1	76.9	14	15:55:29.698	<b>1:03.150</b>	<b>20.066</b>	23.512	19.572	85.5	75.9	
9	15:50:10.569	<b>1:03.209</b>	20.272	23.405	19.532	84.5	76.8	<b>(52) Michael WILLIAMS</b>								
10	15:51:14.132	<b>1:03.563</b>	20.157	23.931	19.475	84.5	76.1	1	15:39:04.791			24.470	<b>19.405</b>		76.1	
11	15:52:16.872	<b>1:02.740</b>	<b>20.116</b>	<b>23.336</b>	<b>19.288</b>	85.1	76.6	2	15:40:08.978	<b>1:04.187</b>	20.466	24.155	19.566		75.8	
12	15:53:19.943	<b>1:03.071</b>	20.156	23.536	19.379	84.8	<b>77.0</b>	3	15:41:13.720	<b>1:04.742</b>	21.302	24.028	19.412		76.0	
13	15:54:23.308	<b>1:03.365</b>	20.259	23.550	19.556	84.8	77.0	4	15:42:17.736	<b>1:04.016</b>	20.573	23.989	19.454		<b>76.5</b>	
14	15:55:27.562	<b>1:04.254</b>	20.423	23.878	19.953	84.4	77.0	5	15:43:21.301	<b>1:03.565</b>	20.277	23.876	19.412		76.4	
<b>(70) Oly MORTIMER</b>																
1	15:39:02.245			24.089	19.560	84.3	75.4	6	15:44:47.580	<b>1:26.279</b>	20.446	32.532	33.301		44.3	
2	15:40:06.577	<b>1:04.332</b>	20.561	24.049	19.722	83.5	75.3	7	15:47:30.267	<b>2:42.687</b>	53.818	1:06.601	42.268		31.3	
3	15:41:18.123	<b>1:11.546</b>	26.814	25.222	19.510	84.4	75.5	8	15:49:08.263	<b>1:37.996</b>	40.063	35.533	22.400		76.2	
4	15:42:21.577	<b>1:03.454</b>	20.392	23.565	19.497	85.2	75.6	9	15:50:12.012	<b>1:03.747</b>	20.213	<b>23.595</b>	19.939	<b>86.1</b>	75.0	
5	15:43:24.889	<b>1:03.312</b>	20.171	23.351	19.790	85.7	73.5	10	15:51:16.659	<b>1:04.649</b>	21.448	23.752	19.449		76.3	
6	15:44:50.871	<b>1:25.982</b>	21.425	31.261	33.296	45.6	34.6	11	15:52:20.144	<b>1:03.485</b>	<b>20.084</b>	23.852	19.549		76.3	
7	15:47:33.846	<b>2:42.975</b>	52.496	1:07.200	43.279	32.3	29.1	12	15:53:24.140	<b>1:03.996</b>	20.615	23.739	19.642		76.3	
8	15:49:09.401	<b>1:35.555</b>	39.462	33.988	22.105	61.7	76.1	13	15:54:27.565	<b>1:03.425</b>	20.115	23.625	19.685		76.3	
9	15:50:12.292	<b>1:02.891</b>	<b>20.102</b>	23.202	19.587	85.6	<b>76.8</b>	14	15:55:31.277	<b>1:03.712</b>	20.258	23.854	19.600		76.4	
10	15:51:15.601	<b>1:03.309</b>	20.552	23.350	<b>19.407</b>	<b>85.9</b>	76.1	<b>(32) Blair DRYBURGH</b>								
11	15:52:19.215	<b>1:03.614</b>	20.230	23.697	19.687	85.7	76.1	1	15:39:07.088			24.986	19.771	82.2	75.1	
12	15:53:22.259	<b>1:03.044</b>	20.451	<b>23.177</b>	19.416	85.7	76.0	2	15:40:12.024	<b>1:04.936</b>	21.227	23.957	19.752		75.7	
13	15:54:25.075	<b>1:02.816</b>	20.115	23.246	19.455	84.7	76.3	3	15:41:16.315	<b>1:04.291</b>	20.760	23.752	19.779		75.9	
14	15:55:28.089	<b>1:03.014</b>	20.221	23.362	19.431	84.7	76.3	4	15:42:19.866	<b>1:03.551</b>	20.405	23.538	19.608		85.2	
<b>(53) Stuart McPHADEN</b>																
1	15:39:03.926			23.866	19.543	84.9	75.6	5	15:43:24.847	<b>1:04.981</b>	21.162	23.770	20.049		85.1	
2	15:40:07.489	<b>1:03.563</b>	20.436	23.450	19.677	<b>85.4</b>	74.6	6	15:44:51.734	<b>1:26.887</b>	21.697	31.926	33.264	47.0	35.0	
3	15:41:11.909	<b>1:04.420</b>	21.633	23.405	<b>19.382</b>	84.9	75.9	7	15:47:34.710	<b>2:42.976</b>	52.659	1:07.297	43.020	31.1	31.9	
4	15:42:15.481	<b>1:03.572</b>	20.310	23.492	19.770	84.2	75.4	8	15:49:10.371	<b>1:35.661</b>	39.595	33.585	22.481	60.6	75.3	
5	15:43:19.213	<b>1:03.732</b>	20.562	23.538	19.632	84.4	74.9	9	15:50:13.661	<b>1:03.290</b>	20.289	<b>23.485</b>	<b>19.516</b>	84.9	75.9	
6	15:44:45.457	<b>1:26.244</b>	20.755	31.787	33.702	51.1	37.7	10	15:51:17.217	<b>1:03.556</b>	20.271	23.653	19.632	85.3	75.7	
7	15:47:27.765	<b>2:42.308</b>	53.106	1:06.903	42.299	27.8	34.7	11	15:52:20.642	<b>1:03.425</b>	<b>20.125</b>	23.551	19.749	85.4	76.4	
8	15:49:07.062	<b>1:39.297</b>	41.074	35.974	22.249	57.7	<b>76.0</b>	12	15:53:24.401	<b>1:03.759</b>	20.478	23.637	19.644	85.4	<b>76.6</b>	
<b>(6) David ROBB</b>																
1	15:39:07.940							13	15:54:27.778	<b>1:03.377</b>	20.265	23.498	19.614	<b>86.0</b>	76.1	
2	15:40:14.110															



# KMSC/SMRC Race meeting

## Scottish Mini Cooper & Mini Cooper S Cup

Knockhill 1.267 miles

### Race 3 - 1st Race

13/09/2025 15:55

### Race (14 Laps) started at 15:37:54

Lap	Time of Day	Lap Tm	S1	S2	S3	S2Spd	SFSpd	Lap	Time of Day	Lap Tm	S1	S2	S3	S2Spd	SFSpd
3	15:41:18.825	<b>1:04.715</b>	20.632	24.455	19.628	84.0	75.2								
4	15:42:22.745	<b>1:03.920</b>	20.512	23.779	19.629	84.3	75.3								
5	15:43:27.067	<b>1:04.322</b>	20.528	24.145	19.649	84.0	75.1								
6	15:44:52.294	<b>1:25.227</b>	20.839	31.405	32.983	46.6	36.0								
7	15:47:35.744	<b>2:43.450</b>	52.857	1:07.665	42.928	30.7	32.6								
8	15:49:10.982	<b>1:35.238</b>	39.618	33.472	22.148	60.8	75.7								
9	15:50:14.668	<b>1:03.686</b>	20.459	<b>23.734</b>	19.493	84.4	75.1								
10	15:51:18.570	<b>1:03.902</b>	20.474	23.965	19.463	84.2	75.4								
11	15:52:22.251	<b>1:03.681</b>	20.395	23.770	19.516	84.3	75.4								
12	15:53:26.125	<b>1:03.874</b>	20.417	23.956	19.501	84.0	75.6								
13	15:54:29.811	<b>1:03.686</b>	<b>20.382</b>	23.851	<b>19.453</b>	84.3	<b>76.0</b>								
14	15:55:33.757	<b>1:03.946</b>	20.535	23.863	19.548	<b>84.6</b>	75.9								

#### (88) Barry HOLMES

1	15:39:08.616			25.224	20.005	83.8	75.3								
2	15:40:15.590	<b>1:06.974</b>	22.046	25.120	19.808	84.1	75.6								
3	15:41:20.737	<b>1:05.147</b>	21.146	24.236	19.765	<b>84.6</b>	75.6								
4	15:42:25.591	<b>1:04.854</b>	21.049	24.211	19.594	84.0	75.5								
5	15:43:30.678	<b>1:05.087</b>	20.841	24.427	19.819	83.2	74.6								
6	15:44:53.084	<b>1:22.406</b>	21.298	29.257	31.851	47.6	36.7								
7	15:47:36.671	<b>2:43.587</b>	52.997	1:07.764	42.826	31.7	30.5								
8	15:49:11.672	<b>1:35.001</b>	39.543	33.360	22.098	59.8	75.6								
9	15:50:16.403	<b>1:04.731</b>	20.762	24.287	19.682	83.2	76.0								
10	15:51:20.824	<b>1:04.421</b>	20.786	24.067	<b>19.568</b>	84.4	75.3								
11	15:52:25.127	<b>1:04.303</b>	20.641	24.079	19.583	84.1	<b>76.1</b>								
12	15:53:29.228	<b>1:04.101</b>	<b>20.575</b>	<b>23.903</b>	19.623	84.4	75.9								
13	15:54:33.645	<b>1:04.417</b>	20.618	24.043	19.756	83.9	75.1								
14	15:55:40.086	<b>1:06.441</b>	21.487	24.408	20.546	83.0	74.2								

#### (5) Jonathan WILD

1	15:39:07.989			24.714	20.359	82.8	73.5								
2	15:40:14.698	<b>1:06.709</b>	22.383	24.464	19.862	85.4	74.9								
3	15:41:19.555	<b>1:04.857</b>	20.901	24.112	19.844	84.9	<b>75.1</b>								
4	15:42:23.506	<b>1:03.951</b>	<b>20.531</b>	<b>23.613</b>	<b>19.807</b>	<b>85.5</b>	74.8								

Senior Clerk of the Course

Orbits

Sig : Steve Burns

Time :

Chief Timekeeper : Ian Sharp (SMART Timing)

Results available at [www.smart-timing.co.uk](http://www.smart-timing.co.uk) and [www.speedhive.com](http://www.speedhive.com)





Bulletin No. \_\_\_\_\_

# KMSC/SMRC Race meeting

# Lapchart

Scottish Mini Cooper & Mini Cooper S Cup

Knockhill 1.267 miles

Race 3 - 1st Race

13/09/2025 15:55

Race (14 Laps) started at 15:37:54



Competitors	Laps														
		1	2	3	4	5	6	7	8	9	10	11	12	13	14
Ross WILKINSON (21)	1	21	21	21	21	21	21	21	21	21	21	21	21	21	21
Oly MORTIMER (70)	2	70	70	65	65	65	65	65	65	65	65	65	65	65	65
Jack IRVINE (65)	3	65	65	53	53	53	53	53	53	25	25	25	25	25	25
Chris COCKBURN (17)	4	17	25	25	25	25	25	25	25	53	53	70	70	70	70
Chad LITTLE (25)	5	25	53	17	17	17	17	17	17	17	17	70	53	53	53
Stuart McPHADEN (53)	6	53	17	52	52	52	52	52	52	18	18	17	17	17	17
Michael WILLIAMS (52)	7	52	52	18	18	18	18	18	18	18	70	17	18	18	18
Daniel PATTERSON (18)	8	18	18	32	32	32	70	70	70	70	52	52	52	52	52
Blair DRYBURGH (32)	9	32	32	70	70	70	32	32	32	32	32	32	32	32	32
David ROBB (6)	10	6	6	6	6	6	6	6	6	6	6	6	6	6	6
Jonathan WILD (5)	11	5	5	5	5	88	88	88	88	88	88	88	88	88	88
Barry HOLMES (88)	12	88	88	88	88										

Senior Clerk of the Course

Orbits

Sig : Steve Burns

Time :

Chief Timekeeper : Ian Sharp (SMART Timing)

Results available at [www.smart-timing.co.uk](http://www.smart-timing.co.uk) and [www.speedhive.com](http://www.speedhive.com)

Printed: 13/09/2025 15:58:45



motor sport UK



RACE WITH RESPECT



Bulletin No. \_\_\_\_\_

# KMSC/SMRC Race meeting


Scottish Mini Cooper & Mini Cooper S Cup

Knockhill 1.267 miles

Race 8 - 2nd Race

14/09/2025 10:50

Race (12 Laps)



POLE POSITION

2	1	1
	21 Ross WILKINSON	
4	3	2
6	5	3
8	7	4
25 Chad LITTLE	65 Jack IRVINE	
10	9	5
53 Stuart McPHADEN	70 Oly MORTIMER	
12	11	6
18 Daniel PATTERSON	17 Chris COCKBURN	
14	13	7
32 Blair DRYBURGH	52 Michael WILLIAMS	
16	15	8
88 Barry HOLMES	6 David ROBB	
	17	9
	5 Jonathan WILD	

Senior Clerk of the Course Orbits

Sig : Steve Burns      Time :

Chief Timekeeper : Ian Sharp (SMART Timing)

Results available at [www.smart-timing.co.uk](http://www.smart-timing.co.uk) and [www.speedhive.com](http://www.speedhive.com)

Printed: 13/09/2025 16:00:06



motor sport UK





### KMSC/SMRC Race meeting

Sorted on Laps

Scottish Modsports Race Championship

Knockhill 1.267 miles

Race 4 - 1st Race

13/09/2025 16:20

Race (15:00 and 1 Laps) started at 16:06:14

Pos	No.	Name	Make/Model	CC	Class	Laps	Total Tm	Diff	Best Tm	In Lap	2nd Best
1	27	Bob BARRON	Honda Civic	2400	D	16	16:09.221		56.792	2	57.915
2	46	Paul SMITH	BMW E46 M3	3200	C	16	16:10.760	1.539	58.171	2	58.209
3	26	Michael BARRON	Honda Civic	2400	D	16	16:15.194	5.973	57.090	2	58.987
4	78	David HEADEN	Caterham R400	2300	A1	16	16:27.327	18.106	58.196	2	58.842
5	14	Michael IMRIE	Mini Cooper S R53	1600S	D	16	16:33.887	24.666	1:00.028	2	1:00.836
6	7	Fraser McNEILL	Honda Civic EG	1998	D	16	16:34.624	25.403	59.582	2	59.592
7	86	Adam MORRISON	Mini Cooper S	1998	D	15	16:11.062	1 Lap	59.318	2	1:00.805
8	67	Mark THOMSON	Seat Leon Cupra	2000	E	15	16:31.653	1 Lap	1:03.411	2	1:04.169
9	69	Andrew PATERSON	BMW 318iS	1923	E	15	16:50.065	1 Lap	1:03.060	2	1:05.573
10	1	Shaun DAVIDSON	Honda Civic	2000	D	15	16:54.924	1 Lap	59.102	2	1:00.112
11	221	James STRACHAN	Ford Fiesta	2000	D	15	16:59.736	1 Lap	1:04.432	2	1:05.827
12	63	Stuart THOMSON	Seat Leon Cupra	2000	E	15	17:07.874	1 Lap	1:07.028	12	1:07.080
<b>Not classified</b>											
DNF	21	Louise STRACHAN	Mini Cooper S	1600S	D	5	5:48.716	DNF	1:03.843	2	1:06.188
DNF	96	Murray DOUGLAS	Mini Cooper S	1600S	C	3	3:50.900	DNF	1:08.997	2	1:23.326
DNS	3	Michael ANDERSON	Ford Focus	1600	C			DNS		0	

### Announcements

New Track Record (56.792) for KMSC Modsports D by Bob BARRON.

Margin of Victory	Avg. Speed	Best Lap Tm	Best Speed	Best Lap by
1.539	75.291	56.792	80.308	27 - Bob BARRON

Senior Clerk of the Course

Orbits

Sig : Steve Burns

Time :

Chief Timekeeper : Ian Sharp (SMART Timing)

Results available at [www.smart-timing.co.uk](http://www.smart-timing.co.uk) and [www.speedhive.com](http://www.speedhive.com)





### KMSC/SMRC Race meeting

Sorted on Laps

Scottish Modsports Race Championship

Knockhill 1.267 miles

Race 4 - 1st Race

13/09/2025 16:20

Race (15:00 and 1 Laps) started at 16:06:14

Pos	No.	Name	Make/Model	CC	Class	Laps	Total Tm	Diff	Best Tm	In Lap	2nd Best
<b>KMSC Modsports A1</b>											
1	78	David HEADEN	Caterham R400	2300	A1	16	16:27.327		58.196	2	58.842
<b>KMSC Modsports C</b>											
1	46	Paul SMITH	BMW E46 M3	3200	C	16	16:10.760		58.171	2	58.209
Not classified											
DNF	96	Murray DOUGLAS	Mini Cooper S	1600S	C	3	3:50.900	DNF	1:08.997	2	1:23.326
DNS	3	Michael ANDERSON	Ford Focus	1600	C			DNS		0	
<b>KMSC Modsports D</b>											
1	27	Bob BARRON	Honda Civic	2400	D	16	16:09.221		56.792	2	57.915
2	26	Michael BARRON	Honda Civic	2400	D	16	16:15.194	5.973	57.090	2	58.987
3	14	Michael IMRIE	Mini Cooper S R53	1600S	D	16	16:33.887	24.666	1:00.028	2	1:00.836
4	7	Fraser McNEILL	Honda Civic EG	1998	D	16	16:34.624	25.403	59.582	2	59.592
5	86	Adam MORRISON	Mini Cooper S	1998	D	15	16:11.062	1 Lap	59.318	2	1:00.805
6	1	Shaun DAVIDSON	Honda Civic	2000	D	15	16:54.924	1 Lap	59.102	2	1:00.112
7	221	James STRACHAN	Ford Fiesta	2000	D	15	16:59.736	1 Lap	1:04.432	2	1:05.827
Not classified											
DNF	21	Louise STRACHAN	Mini Cooper S	1600S	D	5	5:48.716	DNF	1:03.843	2	1:06.188
<b>KMSC Modsports E</b>											
1	67	Mark THOMSON	Seat Leon Cupra	2000	E	15	16:31.653		1:03.411	2	1:04.169
2	69	Andrew PATERSON	BMW 318iS	1923	E	15	16:50.065	18.412	1:03.060	2	1:05.573
3	63	Stuart THOMSON	Seat Leon Cupra	2000	E	15	17:07.874	36.221	1:07.028	12	1:07.080

### Announcements

New Track Record (56.792) for KMSC Modsports D by Bob BARRON.

Margin of Victory	Avg. Speed	Best Lap Tm	Best Speed	Best Lap by
1.539	75.291	56.792	80.308	27 - Bob BARRON

Senior Clerk of the Course

Orbits

Sig : Steve Burns

Time :

Chief Timekeeper : Ian Sharp (SMART Timing)

Results available at [www.smart-timing.co.uk](http://www.smart-timing.co.uk) and [www.speedhive.com](http://www.speedhive.com)



**KMSC/SMRC Race meeting****Scottish Modsports Race Championship****Knockhill 1.267 miles****Race 4 - 1st Race****13/09/2025 16:20****Race (15:00 and 1 Laps) started at 16:06:14**

Lap	Time of Day	Lap Tm	S1	S2	S3	S2Spd	SFSpd	Lap	Time of Day	Lap Tm	S1	S2	S3	S2Spd	SFSpd
<b>(27) Bob BARRON</b>															
1	16:07:15.590			21.614	<b>17.093</b>		96.7	1	16:07:20.559			22.557	18.056	99.6	90.0
2	16:08:12.382	<b>56.792</b>	<b>18.546</b>	<b>21.149</b>	17.097		95.7	2	16:08:20.587	<b>1:00.028</b>	19.430	<b>22.278</b>	18.320	<b>99.9</b>	89.7
3	16:09:10.297	<b>57.915</b>	18.615	21.726	17.574		95.6	3	16:09:21.423	<b>1:00.836</b>	<b>19.211</b>	22.818	18.807	94.7	88.3
4	16:10:11.258	<b>1:00.961</b>	19.838	23.573	17.550		94.9	4	16:10:24.042	<b>1:02.619</b>	20.278	23.879	18.462	98.4	89.8
5	16:11:12.587	<b>1:01.329</b>	19.962	23.902	17.465		94.8	5	16:11:26.231	<b>1:02.189</b>	20.080	23.843	18.266	98.3	91.2
6	16:12:12.764	<b>1:00.177</b>	19.620	23.182	17.375		95.1	6	16:12:28.142	<b>1:01.911</b>	20.052	23.616	18.243	99.9	91.6
7	16:13:13.935	<b>1:01.171</b>	19.663	24.041	17.467		<b>97.0</b>	7	16:13:30.760	<b>1:02.618</b>	20.116	24.333	18.169	99.4	90.7
8	16:14:15.093	<b>1:01.158</b>	20.051	23.437	17.670		95.3	8	16:14:33.234	<b>1:02.474</b>	20.185	24.295	17.994	98.5	92.2
9	16:15:16.388	<b>1:01.295</b>	19.919				96.0	9	16:15:35.527	<b>1:02.293</b>	19.761	24.481	18.051	97.8	91.6
10	16:16:17.403	<b>1:01.015</b>	19.618	23.761	17.636		96.1	10	16:16:36.914	<b>1:01.387</b>	19.785	23.519	18.083	95.7	92.1
11	16:17:17.866	<b>1:00.463</b>	19.846	23.120	17.497		95.7	11	16:17:38.652	<b>1:01.738</b>	20.212	23.531	17.995	98.4	91.8
12	16:18:18.252	<b>1:00.386</b>	19.475	23.398	17.513		96.1	12	16:18:40.664	<b>1:02.012</b>	19.762	24.257	17.993	98.7	91.7
13	16:19:19.953	<b>1:01.701</b>	20.445	23.626	17.630		95.1	13	16:19:42.683	<b>1:02.019</b>	19.576	24.019	18.424	98.3	86.6
14	16:20:21.125	<b>1:01.172</b>	19.902	23.690	17.580		96.7	14	16:20:44.946	<b>1:02.263</b>	20.129	23.780	18.354	98.4	90.6
15	16:21:22.550	<b>1:01.425</b>	20.133	23.969	17.323		96.6	15	16:21:46.725	<b>1:01.779</b>	19.780	23.763	18.236	99.0	92.1
16	16:22:23.620	<b>1:01.070</b>	19.769	23.489	17.812		96.7	16	16:22:48.286	<b>1:01.561</b>	20.046	23.641	<b>17.874</b>	98.5	<b>93.5</b>
<b>(7) Fraser McNEILL</b>															
1	16:07:18.557			21.724	17.662		98.8	1	16:07:18.557			<b>21.966</b>	17.767	101.2	93.1
2	16:08:18.983	<b>58.171</b>	18.853	<b>21.619</b>	17.699		98.8	2	16:08:18.139	<b>59.582</b>	19.082	22.527	17.973	<b>102.3</b>	93.6
3	16:09:17.192	<b>58.209</b>	<b>18.626</b>	<b>22.068</b>	17.515		98.1	3	16:09:17.731	<b>59.592</b>	<b>18.978</b>	22.482	18.132	99.4	94.0
4	16:10:17.869	<b>1:00.677</b>	19.516	23.694	17.467		98.5	4	16:10:20.316	<b>1:02.585</b>	20.325	24.089	18.171	99.4	92.6
5	16:11:19.401	<b>1:01.532</b>	19.670	24.242	17.620		97.1	5	16:11:22.761	<b>1:02.445</b>	20.228	24.038	18.179	99.1	92.9
6	16:12:22.516	<b>1:03.115</b>	21.154	24.291	17.670		99.1	6	16:12:25.060	<b>1:02.299</b>	20.304	23.969	18.026	99.0	93.2
7	16:13:23.683	<b>1:01.167</b>	19.672	23.794	17.701		<b>99.4</b>	7	16:13:26.678	<b>1:01.618</b>	20.003	23.697	17.918	99.7	93.1
8	16:14:24.398	<b>1:00.715</b>	19.525	23.464	17.726		98.4	8	16:14:29.604	<b>1:02.926</b>	20.635	24.283	18.008	98.7	<b>93.3</b>
9	16:15:25.298	<b>1:00.900</b>	20.095	23.619	17.186		98.0	9	16:15:32.315	<b>1:02.711</b>	20.493	24.085	18.133	99.7	94.0
10	16:16:24.968	<b>59.670</b>	19.158	22.951	17.561		98.4	10	16:16:35.235	<b>1:02.920</b>	20.296	24.064	18.560	99.9	93.5
11	16:17:24.891	<b>59.923</b>	19.494	23.169	17.260		99.1	11	16:17:37.581	<b>1:02.346</b>	20.148	24.192	18.006	98.5	94.1
12	16:18:24.024	<b>59.133</b>	19.005	23.163	<b>16.965</b>		<b>99.3</b>	12	16:18:39.741	<b>1:02.160</b>	20.096	24.169	17.895	99.3	94.0
13	16:19:24.215	<b>1:00.191</b>	19.120	23.353	17.718		98.0	13	16:19:41.864	<b>1:02.123</b>	20.060	24.155	17.908	97.3	94.0
14	16:20:24.378	<b>1:00.163</b>	19.141	23.559	17.463		98.5	14	16:20:43.823	<b>1:01.959</b>	19.922	24.203	17.834	98.4	94.1
15	16:21:25.036	<b>1:00.658</b>	19.333	24.174	17.151		98.4	15	16:21:46.855	<b>1:03.032</b>	20.299	24.085	18.648	98.5	<b>94.5</b>
16	16:22:25.159	<b>1:00.123</b>	19.373	23.474	17.276		99.0	16	16:22:49.023	<b>1:02.168</b>	20.402	24.073	<b>17.693</b>	100.0	93.9
<b>(86) Adam MORRISON</b>															
1	16:07:19.644			21.861	<b>17.142</b>	106.4	<b>97.3</b>	1	16:07:19.644			<b>22.152</b>	<b>17.894</b>	<b>103.7</b>	<b>96.3</b>
2	16:08:18.962	<b>59.318</b>	<b>18.845</b>	22.068	17.297		96.7	2	16:08:18.962	<b>59.318</b>	<b>18.845</b>	22.267	18.206	102.9	94.1
3	16:09:19.767	<b>1:00.805</b>	19.374	22.902	17.297		96.7	3	16:09:19.767	<b>1:00.805</b>	19.374	22.902	18.529	100.3	94.7
4	16:10:21.882	<b>1:02.115</b>	20.044	23.807	18.264		96.4	4	16:10:21.882	<b>1:02.115</b>	20.044	23.807	18.264	101.5	95.2
5	16:11:24.932	<b>1:03.050</b>	20.582	24.265	18.203		95.7	5	16:11:24.932	<b>1:03.050</b>	20.582	24.265	18.203	100.9	95.7
6	16:12:27.869	<b>1:02.937</b>	20.182	24.453	18.302		95.5	6	16:12:27.869	<b>1:02.937</b>	20.182	24.453	18.302	101.5	95.5
7	16:13:30.349	<b>1:02.480</b>	20.253	24.027	18.200		95.2	7	16:13:30.349	<b>1:02.480</b>	20.253	24.027	18.200	100.9	95.7
8	16:14:35.760	<b>1:05.411</b>	20.315	25.942	19.154		98.7	8	16:14:35.760	<b>1:05.411</b>	20.315	25.942	19.154	98.7	86.0
9	16:15:41.782	<b>1:06.022</b>	21.252	25.436	19.334		96.4	9	16:15:41.782	<b>1:06.022</b>	21.252	25.436	19.334	96.6	83.2
10	16:16:48.951	<b>1:07.169</b>	21.836	26.030	19.303		95.9	10	16:16:48.951	<b>1:07.169</b>	21.836	26.030	19.303	91.6	85.7
11	16:17:55.250	<b>1:06.299</b>	21.840	25.120	19.339		95.6	11	16:17:55.250	<b>1:06.299</b>	21.840	25.120	19.339	92.8	86.8
12	16:19:01.007	<b>1:05.757</b>	21.507	24.974	19.276		96.7	12	16:19:01.007	<b>1:05.757</b>	21.507	24.974	19.276	94.3	86.9
13	16:20:06.293	<b>1:05.286</b>	21.119	24.948	19.219		96.4	13	16:20:06.293	<b>1:05.286</b>	21.119	24.948	19.219	96.4	82.6
14	16:21:14.664	<b>1:08.371</b>	21.961	26.093	20.317		85.3	14	16:21:14.664	<b>1:08.371</b>	21.961	26.093	20.317	85.3	79.8
15	16:22:25.461	<b>1:10.797</b>	22.525	26.961	21.311		84.3	15	16:22:25.461	<b>1:10.797</b>	22.525	26.961	21.311	84.3	70.5
<b>(67) Mark THOMSON</b>															
1	16:07:25.016			22.258	17.315	106.0	<b>106.4</b>	1	16:07:25.016			<b>23.718</b>	18.917	<b>101.7</b>	93.5
2	16:08:28.427	<b>1:03.411</b>	<b>20.440</b>	22.426	17.194		102.6	2	16:08:28.427	<b>1:03.411</b>	<b>20.440</b>	23.938	19.033	101.7	93.2
3	16:09:33.650	<b>1:05.223</b>	21.254	24.669	17.270		102.9	3	16:09:33.650	<b>1:05.223</b>	21.254	24.669	19.300	100.3	92.9
4	16:10:40.796	<b>1:07.146</b>	22.083	25.887	18.011		102.0	4	16:10:40.796	<b>1:07.146</b>	22.083	25.887	19.176	100.6	93.7
5	16:11:47.171	<b>1:06.375</b>	21.778	25.677	17.880		101.1	5	16:11:47.171	<b>1:06.375</b>	21.778	25.677	18.920	100.2	92.4
6	16:12:52.921	<b>1:05.750</b>	21.438	25.279	18.011		102.0	6	16:12:52.921	<b>1:05.750</b>	21.438	25.279	19.033	100.8	93.2
7	16:13:59.012	<b>1:06.091</b>	21.856	25.335	17.880		101.0	7	16:13:59.012	<b>1:06.091</b>	21.856	25.335	18.900	99.3	93.2
8	16:15:03.969	<b>1:04.957</b>	21.251	25.068	17.880		101.2	8	16:15:03.969	<b>1:04.957</b>	21.251	25.068	18.638	100.2	93.6
9	16:16:08.138	<b>1:04.169</b>	21.024	24.663	17.528		105.3	9	16:16:08.138	<b>1:04.169</b>	21.024	24.663	<b>18.482</b>	98.7	93.2
10	16:17:12.742	<b>1:04.604</b>	20.885	25.036	17.277		104.9	10	16:17:12.742	<b>1:04.604</b>	20.885	25.036	18.683	98.8	93.7
11	16:18:17.405	<b>1:04.663</b>	21.051	24.859	17.992		<b>108.4</b>	11	16:18:17.405	<b>1:04.663</b>	21.051	24.859	18.753	100.5	93.6
12	16:19:24.835	<b>1:07.430</b>	21.792	26.173	17.201		105.8	12	16:19:24.835	<b>1:07.430</b>	21.792	26.173	19.465	97.4	<b>94.7</b>
13	16:20:30.658	<b>1:05.823</b>	21.102	25.785	<b>17.159</b>		105.2	13	16:20:30.658	<b>1:05.823</b>	21.102	25.785	18.936	100.2	93.6
14	16:21:39.065	<b>1:08.407</b>	21.985	27.223	17.168		106.0	14	16:21:39.065	<b>1:08.407</b>	21.985	27.223	19.199	84.7	93.9
15	16:22:46.052	<b>1:06.987</b>	21.859	26.077	17.876		100.2	15	16:22:46.052	<b>1:06.987</b>	21.859	26.077	19.051	100.0	92.8
<b>(69) Andrew PATERSON</b>															
1	16:07:26.113			22.426	17.194		102.6	1	16:07:26.113			<b>23.671</b>	19.500	<b>98.0</b>	88.2
2	16:08:29.173	<b>1:03.060</b>	<b>19.590</b>	22.426	17.194		102.6	2	16:08:29.173	<b>1:03.060</b>	<b>19.590</b>	24.241	19.229	97.0	87.6



# KMSC/SMRC Race meeting

## Scottish Modsports Race Championship

Knockhill 1.267 miles

### Race 4 - 1st Race

13/09/2025 16:20

Race (15:00 and 1 Laps) started at 16:06:14

Lap	Time of Day	Lap Tm	S1	S2	S3	S2Spd	SFSpd	Lap	Time of Day	Lap Tm	S1	S2	S3	S2Spd	SFSpd
5	16:11:54.053	<b>1:08.057</b>	21.401	26.685	19.971	87.3	87.5								
6	16:13:01.953	<b>1:07.900</b>	21.883	26.506	19.511	90.2	86.9								
7	16:14:08.110	<b>1:06.157</b>	21.244	25.612	19.301	92.3	87.6								
8	16:15:14.106	<b>1:05.996</b>	21.089	25.476	19.431	93.3	88.0								
9	16:16:23.809	<b>1:09.703</b>	20.893	27.660	21.150	91.3	89.2								
10	16:17:33.157	<b>1:09.348</b>	23.680	25.982	19.686	92.2	<b>89.8</b>								
11	16:18:38.730	<b>1:05.573</b>	21.138	25.358	19.077	93.6	89.4								
12	16:19:45.526	<b>1:06.796</b>	21.137	26.502	19.157	93.1	88.2								
13	16:20:51.792	<b>1:06.266</b>	20.859	26.059	19.348	93.2	88.2								
14	16:21:58.060	<b>1:06.268</b>	21.047	25.970	19.251	93.6	88.1								
15	16:23:04.464	<b>1:06.404</b>	21.511	25.949	<b>18.944</b>	93.9	88.1								

(1) Shaun DAVIDSON

1	16:07:22.056			22.003	21.918	84.0	93.5								
2	16:08:21.158	<b>59.102</b>	<b>19.202</b>	<b>21.956</b>	17.944	<b>103.4</b>	94.4								
3	16:09:21.270	<b>1:00.112</b>	19.334	22.569	18.209	102.1	93.1								
4	16:10:33.335	<b>1:12.065</b>	19.977	29.766	22.322	84.4	66.7								
5	16:12:02.200	<b>1:28.865</b>	29.668	35.468	23.729	46.9	55.4								
6	16:13:13.038	<b>1:10.838</b>	24.295	24.978	21.565	60.2	75.3								
7	16:14:19.118	<b>1:06.080</b>	24.503	23.678	17.899	102.0	94.8								
8	16:15:20.710	<b>1:01.592</b>	20.163	23.606	17.823	102.0	95.9								
9	16:16:22.330	<b>1:01.620</b>	20.095	23.553	17.972	100.9	95.5								
10	16:17:46.444	<b>1:24.114</b>	19.754	39.293	25.067	55.1	55.3								
11	16:18:59.786	<b>1:13.342</b>	23.557	30.081	19.704	66.3	94.9								
12	16:20:01.166	<b>1:01.380</b>	19.903	23.528	17.949	100.9	95.6								
13	16:21:04.765	<b>1:03.599</b>	21.318	24.308	17.973	100.5	96.0								
14	16:22:06.497	<b>1:01.732</b>	20.094	23.748	17.890	100.6	95.3								
15	16:23:09.323	<b>1:02.826</b>	21.233	23.782	<b>17.811</b>	101.2	<b>96.1</b>								

(221) James STRACHAN

1	16:07:26.911			24.066	19.324		90.1								
2	16:08:31.343	<b>1:04.432</b>	21.050	<b>23.976</b>	19.406	<b>100.8</b>	<b>90.3</b>								
3	16:09:38.187	<b>1:06.844</b>	<b>20.438</b>	25.272	21.134	75.9	80.7								
4	16:10:49.676	<b>1:11.489</b>	22.593	28.118	20.778	72.7	76.9								
5	16:11:58.913	<b>1:09.237</b>	23.424	26.004	19.809	93.3	85.9								
6	16:13:05.662	<b>1:06.749</b>	22.455	25.089	19.205	92.8	86.9								
7	16:14:11.489	<b>1:05.827</b>	21.507	25.154	<b>19.166</b>	92.7	79.9								
8	16:15:19.400	<b>1:07.911</b>	22.123	25.754	20.034	87.7	80.7								
9	16:16:26.976	<b>1:07.576</b>	22.273	25.428	19.875	88.0	80.9								
10	16:17:34.870	<b>1:07.894</b>	22.206	25.519	20.169		81.2								
11	16:18:41.957	<b>1:07.087</b>	21.667	25.543	19.877	87.6	80.9								
12	16:19:49.412	<b>1:07.455</b>	21.970	25.604	19.881	86.8	80.4								
13	16:20:56.948	<b>1:07.536</b>	21.559	26.206	19.771	86.3	81.0								
14	16:22:04.969	<b>1:08.021</b>	22.447	25.951	19.623	86.8	81.0								
15	16:23:14.135	<b>1:09.166</b>	23.311	25.983	19.872		81.1								

(63) Stuart THOMSON

1	16:07:30.153			25.875	19.683	97.3	91.7								
2	16:08:37.496	<b>1:07.343</b>	21.816	<b>25.451</b>	20.076	<b>100.2</b>	90.7								
3	16:09:47.097	<b>1:09.601</b>	22.721	26.893	19.987	98.4	91.4								
4	16:10:56.315	<b>1:09.218</b>	23.062	26.877	19.279	98.5	91.3								
5	16:12:04.279	<b>1:07.964</b>	22.149	26.375	19.440	97.1	90.3								
6	16:13:12.335	<b>1:08.056</b>	22.845	25.930	19.281	94.9	<b>92.8</b>								
7	16:14:20.455	<b>1:08.120</b>	22.333	26.289	19.498	100.0	88.0								
8	16:15:28.293	<b>1:07.838</b>	22.422	26.048	19.368	99.0	91.9								
9	16:16:35.373	<b>1:07.080</b>	21.979	25.705	19.396	98.7	90.9								
10	16:17:43.864	<b>1:08.491</b>	22.471	26.222	19.798	89.7	91.3								
11	16:18:51.408	<b>1:07.544</b>	21.909	26.306	19.329	95.7	91.8								
12	16:19:58.436	<b>1:07.028</b>	<b>21.803</b>	26.301	<b>18.924</b>	98.4	89.4								
13	16:21:06.308	<b>1:07.872</b>	21.906	26.215	19.751	98.5	90.3								
14	16:22:14.207	<b>1:07.899</b>	22.236	26.459	19.204	98.4	90.3								
15	16:23:22.273	<b>1:08.066</b>	22.703	26.370	18.993	98.4	88.1								

(21) Louise STRACHAN

1	16:07:26.096			23.513	19.274	<b>101.2</b>	<b>91.4</b>								
2	16:08:29.939	<b>1:03.843</b>	<b>21.365</b>	<b>23.284</b>	<b>19.194</b>	99.9	91.1								
3	16:09:36.127	<b>1:06.188</b>	21.374	24.584	20.230	94.3	90.3								
4	16:10:48.007	<b>1:11.880</b>	24.041	27.272	20.567	94.5	87.2								
5	16:12:03.115	<b>1:15.108</b>	23.161	26.047	25.900	87.0	29.0								

(96) Murray DOUGLAS

1	16:07:32.976			25.406	<b>22.120</b>	<b>97.5</b>	<b>64.2</b>								
2	16:08:41.973	<b>1:08.997</b>	<b>21.750</b>	<b>24.851</b>	22.396	83.7	54.2								
3	16:10:05.299	<b>1:23.326</b>	27.644	29.795	25.887	75.7	35.9								

Senior Clerk of the Course

Orbits

Sig : Steve Burns      Time :  
 Chief Timekeeper : Ian Sharp (SMART Timing)  
 Results available at [www.smart-timing.co.uk](http://www.smart-timing.co.uk) and [www.speedhive.com](http://www.speedhive.com)  
 Printed: 13/09/2025 16:25:12





# KMSC/SMRC Race meeting

# Lapchart

Scottish Modsports Race Championship

Knockhill 1.267 miles

Race 4 - 1st Race

13/09/2025 16:20

Race (15:00 and 1 Laps) started at 16:06:14



Competitors	Laps															
	1	2	3	4	5	6	7	8	9	10	11	12	13	14	15	16
Bob BARRON (27)	1	27	27	27	27	27	27	27	27	27	27	27	27	27	27	27
Michael BARRON (26)	2	26	26	26	26	26	26	26	26	26	26	26	26	26	46	46
Fraser McNEILL (7)	3	7	78	78	78	78	78	46	46	46	46	46	46	46	26	26
David HEADEN (78)	4	78	7	46	46	46	46	46	78	78	78	78	78	78	78	78
Adam MORRISON (86)	5	86	86	7	7	7	7	7	7	7	7	7	7	7	14	14
Michael IMRIE (14)	6	14	46	86	86	86	86	14	14	14	14	14	14	14	7	7
Paul SMITH (46)	7	46	14	1	14	14	14	14	86	86	86	86	86	86	86	86
Shaun DAVIDSON (1)	8	1	1	14	1	67	67	67	67	67	67	67	67	67	67	67
Mark THOMSON (67)	9	67	67	67	67	69	69	69	69	1	69	69	69	69	69	69
Louise STRACHAN (21)	10	21	69	21	69	221	221	221	221	69	221	221	221	221	221	1
Andrew PATERSON (69)	11	69	21	69	21	1	63	1	1	221	63	63	63	1	1	221
James STRACHAN (221)	12	221	221	221	221	21	1	63	63	63	1	1	1	63	63	63
Stuart THOMSON (63)	13	63	63	63	63	63										
Murray DOUGLAS (96)	14	96	96	96												
-	15															

Senior Clerk of the Course

Orbits

Sig : Steve Burns      Time :

Chief Timekeeper : Ian Sharp (SMART Timing)

Results available at [www.smart-timing.co.uk](http://www.smart-timing.co.uk) and [www.speedhive.com](http://www.speedhive.com)

Printed: 13/09/2025 16:25:35





# KMSC/SMRC Race meeting

Scottish Modsports Race Championship

Knockhill 1.267 miles

Race 10 - 2nd Race

14/09/2025 12:00

Race (15:00 and 1 Laps)



POLE POSITION

2 46 Paul SMITH
4 78 David HEADEN
6 7 Fraser McNEILL
8 67 Mark THOMSON
10 1 Shaun DAVIDSON
12 63 Stuart THOMSON
14 96 Murray DOUGLAS

1 27 Bob BARRON
3 26 Michael BARRON
5 14 Michael IMRIE
7 86 Adam MORRISON
9 69 Andrew PATERSON
11 221 James STRACHAN
13 21 Louise STRACHAN
15 3 Michael ANDERSON

1  
2  
3  
4  
5  
6  
7  
8

Senior Clerk of the Course

Sig : Steve Burns

Time :

Chief Timekeeper : Ian Sharp (SMART Timing)

Results available at [www.smart-timing.co.uk](http://www.smart-timing.co.uk) and [www.speedhive.com](http://www.speedhive.com)

Printed: 13/09/2025 16:27:00

Orbits



motor sport UK



RACE WITH RESPECT

**KMSC/SMRC Race meeting****Sorted on Laps**

Scottish Legends Cars Championship

Knockhill 1.267 miles

Race 5 - Final 1

13/09/2025 16:50

Race (13 Laps) started at 16:33:19

Pos	No.	Name	Make/Model	CC	Class	Laps	Total Tm	Diff	Best Tm	In Lap	2nd Best
1	71	Ryan McLEISH	Legend 34 Coupe	890	L	13	21:20.255		1:07.329	6	1:07.432
2	85	Mark BEATY	Legend 34 Coupe	890	L	13	21:21.000	0.745	1:08.062	6	1:08.146
3	72	Glenn BURTENSHAW	Legend Sedan	1250	L	13	21:21.995	1.740	1:08.404	10	1:08.790
4	55	Stuart McANDREW	Legend Coupe	1250	L	13	21:23.407	3.152	1:08.068	10	1:08.282
5	22	Ben MASON	Legend Sedan	847	L	13	21:24.094	3.839	1:07.486	6	1:07.895
6	555	Ewan ROBERTSON	Legend Coupe	900	L R	13	21:25.379	5.124	1:09.592	5	1:09.779
7	77	Michael WEDDELL	Legend Coupe	1250	L	13	21:26.166	5.911	1:07.890	4	1:07.905
8	35	Neil SHENTON	Legend 34 Coupe	890	L	13	21:27.091	6.836	1:08.446	6	1:09.028
9	78	David HEADEN	Legend Sedan	1250	L	13	21:28.246	7.991	1:10.859	4	1:11.694
10	6	Gary ATKINSON	Legend Coupe	890	L	13	21:29.320	9.065	1:08.397	10	1:09.083
11	2	David ALLAN	Legend 34 Coupe	890	L	13	21:30.383	10.128	1:09.472	6	1:09.696
12	14	Daniel CLARK	Legend Coupe	890	L	13	21:31.504	11.249	1:09.065	6	1:09.375
13	9	Colin ATKINSON	Legend Coupe	899	L	13	21:32.255	12.000	1:09.178	6	1:09.204
14	51	Murray SCOTT	Legend Coupe	1250	L R	13	21:33.358	13.103	1:09.680	10	1:09.979
15	53	Stuart ROBERTSON	Legend Coupe	850	L	13	21:34.751	14.496	1:11.115	10	1:12.316
16	24	Matthew PAPE	Legend 34 Coupe	1250	L	13	21:36.177	15.922	1:07.665	6	1:08.504
17	21	Mark MULHOLLAND	Legend Coupe	1250	L	13	21:37.204	16.949	1:10.164	10	1:11.340
18	305	Carlos PEREZ	Ford Coupe	900	L	13	21:38.564	18.309	1:09.837	5	1:09.876
19	27	Grant HUNTER	Legend Coupe	890	L	13	21:39.524	19.269	1:10.210	10	1:11.021
20	95	Maxim POPELYUSHKO	Legend Coupe	847	L	13	21:40.336	20.081	1:08.143	10	1:08.208
21	333	Bill READ	Legend Coupe	890	L	13	21:43.018	22.763	1:12.133	6	1:12.383
22	7	Christopher WALLACE	Legend Coupe	1250	L	13	21:43.643	23.388	1:09.685	6	1:10.265
23	17	Ronald WILKINSON	Legend Coupe	1250	L R	13	21:44.650	24.395	1:12.845	10	1:13.494
24	100	Lee NAYLOR	Legend Coupe	1250	Gue	13	21:46.110	25.855	1:12.767	6	1:13.184
<b>Not classified</b>											
DNF	733	Keith ATKINSON	Legend Coupe	1300	L R	10	15:28.952	DNF	1:09.651	6	1:09.682
DNF	15	Elby CLARK	Legend Coupe	890	L	5	8:08.228	DNF	1:10.298	5	1:10.842
DNF	97	Jamie BLAKE	Legend Coupe	1250	L R		4.686	DNF		0	

**Announcements**

Race distance increased to 12 Laps - 2 Laps completed behind the Safety Car

Race distance increased to 13 Laps - A further 2 Laps completed behind the Safety Car

Final 3 Laps and Race completed behind the Safety Car

Margin of Victory	Avg. Speed	Best Lap Tm	Best Speed	Best Lap by
0.745	46.312	1:07.329	67.740	71 - Ryan McLEISH

Senior Clerk of the Course

Orbits

Sig : Steve Burns

Time :

Chief Timekeeper : Ian Sharp (SMART Timing)

Results available at [www.smart-timing.co.uk](http://www.smart-timing.co.uk) and [www.speedhive.com](http://www.speedhive.com)



# KMSC/SMRC Race meeting

## Scottish Legends Cars Championship

Knockhill 1.267 miles

### Race 5 - Final 1

13/09/2025 16:50

### Race (13 Laps) started at 16:33:19

Lap	Time of Day	Lap Tm	S1	S2	S3	S2Spd	SFSpd	Lap	Time of Day	Lap Tm	S1	S2	S3	S2Spd	SFSpd
<b>(71) Ryan McLEISH</b>								<b>(555) Ewan ROBERTSON</b>							
1	16:34:41.534	<b>1:17.459</b>	26.192	28.881	22.386	91.1	48.5	13	16:54:43.358	<b>2:29.443</b>	1:00.449	50.871	38.123	33.8	28.9
2	16:37:15.871	<b>2:34.337</b>	53.121	59.920	41.296	27.5	33.0	1	16:34:43.482	<b>1:21.332</b>	27.092	30.318	23.922	89.0	42.3
3	16:38:58.760	<b>1:42.889</b>	45.842	36.460	20.587	80.4	<b>91.2</b>	2	16:37:20.618	<b>2:37.136</b>	55.283	1:00.256	41.595	27.2	33.3
4	16:40:06.705	<b>1:07.945</b>	21.924	26.508	19.513	92.1	88.6	3	16:39:03.061	<b>1:42.443</b>	46.095	34.911	21.437	68.4	87.2
5	16:41:14.401	<b>1:07.696</b>	21.866	26.379	19.451	92.4	88.5	4	16:40:14.993	<b>1:11.932</b>	23.443	27.996	20.493	92.9	86.8
6	16:42:21.730	<b>1:07.529</b>	21.840	26.115	<b>19.374</b>	93.2	88.9	5	16:41:24.585	<b>1:09.592</b>	22.824	<b>26.905</b>	<b>19.863</b>	<b>93.7</b>	86.9
7	16:43:34.471	<b>1:12.741</b>	<b>21.812</b>	26.057	24.872	92.6	39.5	6	16:42:35.629	<b>1:11.044</b>	23.166	28.007	19.871	92.3	85.9
8	16:45:59.407	<b>2:24.936</b>	45.570	1:00.635	38.727	28.6	46.7	7	16:43:47.107	<b>1:11.478</b>	23.153	27.916	20.409	88.1	86.7
9	16:47:35.944	<b>1:36.537</b>	35.780	41.182	19.575	85.3	88.9	8	16:46:03.222	<b>2:16.115</b>	37.253	1:01.025	37.837	31.8	54.1
10	16:48:43.376	<b>1:07.452</b>	22.170	<b>25.886</b>	19.376	92.9	88.8	9	16:47:39.072	<b>1:35.850</b>	35.188	40.421	20.241	84.9	<b>89.1</b>
11	16:49:54.416	<b>1:11.040</b>	21.820	25.988	23.232	<b>93.6</b>	47.2	10	16:48:48.851	<b>1:09.779</b>	<b>22.635</b>	27.112	20.032	93.2	88.9
12	16:52:11.030	<b>2:16.614</b>	44.696	52.359	39.559	31.3	30.8	11	16:50:00.056	<b>1:11.205</b>	22.642	27.470	21.093	92.6	58.1
13	16:54:39.519	<b>2:28.489</b>	59.441	51.852	37.196	36.0	35.0	12	16:52:14.624	<b>2:14.568</b>	43.028	52.602	38.938	32.7	27.2
								13	16:54:44.643	<b>2:30.019</b>	1:00.609	50.668	38.742	34.6	27.3
<b>(85) Mark BEATY</b>								<b>(77) Michael WEDDELL</b>							
1	16:34:42.101	<b>1:19.048</b>	25.842	29.912	23.294	91.6	47.6	1	16:34:57.405	<b>1:31.808</b>	27.087	30.841	33.880	88.1	35.3
2	16:37:16.794	<b>2:34.693</b>	53.352	59.869	41.472	27.6	33.4	2	16:37:38.001	<b>2:40.596</b>	58.499	59.807	42.290	31.0	36.7
3	16:38:59.357	<b>1:43.563</b>	45.776	36.119	20.668	79.1	<b>89.4</b>	3	16:39:15.130	<b>1:37.129</b>	42.701	31.591	22.837	74.9	84.7
4	16:40:08.118	<b>1:08.761</b>	22.356	26.665	19.740	92.3	87.8	4	16:40:23.020	<b>1:07.890</b>	<b>21.738</b>	26.936	19.216	<b>95.9</b>	<b>91.1</b>
5	16:41:16.264	<b>1:08.146</b>	22.113	<b>26.380</b>	19.653	92.8	87.5	5	16:41:32.861	<b>1:09.841</b>	22.013	27.745	20.083	95.7	89.8
6	16:42:24.326	<b>1:08.062</b>	<b>21.939</b>	26.464	19.659	92.2	87.6	6	16:42:41.312	<b>1:08.451</b>	22.221	26.985	19.245	90.2	90.2
7	16:43:35.348	<b>1:11.022</b>	21.990	26.501	22.531	91.6	42.6	7	16:43:56.988	<b>1:15.676</b>	21.933	31.437	22.306	65.7	87.4
8	16:45:59.906	<b>2:24.558</b>	45.732	1:00.450	38.376	29.0	46.1	8	16:46:08.169	<b>2:11.181</b>	33.785	1:01.397	35.999	29.7	54.8
9	16:47:36.533	<b>1:36.627</b>	35.879	40.964	19.784	86.4	88.2	9	16:47:43.707	<b>1:35.538</b>	35.578	39.741	20.219	78.0	90.2
10	16:48:44.807	<b>1:08.274</b>	22.140	26.632	<b>19.502</b>	<b>93.1</b>	87.5	10	16:48:51.612	<b>1:07.905</b>	22.209	<b>26.570</b>	<b>19.126</b>	94.4	89.7
11	16:49:56.373	<b>1:11.566</b>	21.975	26.722	22.869	93.1	49.8	11	16:50:03.929	<b>1:12.317</b>	22.325	27.133	22.859	93.2	58.7
12	16:52:11.770	<b>2:15.397</b>	43.374	52.366	39.657	32.1	30.5	12	16:52:15.609	<b>2:11.680</b>	39.973	52.927	38.780	34.1	28.3
13	16:54:40.264	<b>2:28.494</b>	59.488	51.766	37.240	37.3	33.6	13	16:54:45.430	<b>2:29.821</b>	1:00.977	50.589	38.255	35.9	26.2
<b>(72) Glenn BURTENSHAW</b>								<b>(35) Neil SHENTON</b>							
1	16:34:40.685	<b>1:19.094</b>	26.592	28.730	23.772	90.7	41.9	1	16:34:47.572	<b>1:24.421</b>	27.809	30.780	25.832	90.4	37.7
2	16:37:14.686	<b>2:34.001</b>	53.031	59.811	41.159	30.9	34.4	2	16:37:25.644	<b>2:38.072</b>	56.631	59.131	42.310	27.4	33.5
3	16:38:58.563	<b>1:43.877</b>	46.160	37.078	20.639	78.5	89.0	3	16:39:06.760	<b>1:41.116</b>	45.246	34.334	21.536	59.0	<b>89.5</b>
4	16:40:08.708	<b>1:10.145</b>	23.393	26.659	20.093	93.1	89.0	4	16:40:18.063	<b>1:11.303</b>	22.770	28.093	20.440	94.3	89.2
5	16:41:17.498	<b>1:08.790</b>	22.039	26.570	20.181	92.4	88.2	5	16:41:28.621	<b>1:10.558</b>	22.778	27.187	20.593	88.2	87.6
6	16:42:26.521	<b>1:09.023</b>	22.140	26.634	20.249	92.2	87.2	6	16:42:37.067	<b>1:08.446</b>	22.523	<b>26.343</b>	19.580	<b>94.4</b>	89.0
7	16:43:39.079	<b>1:12.558</b>	22.181	27.412	22.965	90.3	48.6	7	16:43:54.230	<b>1:17.163</b>	23.528	31.277	22.358	76.2	79.4
8	16:46:00.715	<b>2:21.636</b>	42.730	1:00.561	38.345	30.3	54.4	8	16:46:06.394	<b>2:12.164</b>	34.861	1:00.936	36.367	29.0	59.8
9	16:47:37.216	<b>1:36.501</b>	35.494	40.986	<b>20.021</b>	85.7	<b>89.2</b>	9	16:47:42.265	<b>1:35.871</b>	35.756	39.939	20.176	81.3	89.5
10	16:48:45.620	<b>1:08.404</b>	<b>21.800</b>	26.566	20.038	<b>93.6</b>	88.4	10	16:48:51.293	<b>1:09.028</b>	22.541	27.016	<b>19.471</b>	93.1	88.9
11	16:49:57.416	<b>1:11.796</b>	21.990	<b>26.556</b>	23.250	93.3	45.8	11	16:50:04.414	<b>1:13.121</b>	<b>22.329</b>	27.683	23.109	88.5	57.3
12	16:52:12.376	<b>2:14.960</b>	43.175	52.522	39.263	31.9	31.3	12	16:52:16.653	<b>2:12.239</b>	41.026	53.559	37.654	33.7	29.2
13	16:54:41.259	<b>2:28.883</b>	59.857	51.407	37.619	34.2	32.8	13	16:54:46.355	<b>2:29.702</b>	1:01.974	49.643	38.085	34.0	25.0
<b>(55) Stuart McANDREW</b>								<b>(78) David HEADEN</b>							
1	16:34:44.636	<b>1:22.501</b>	27.578	30.121	24.802	83.2	43.2	1	16:34:43.176	<b>1:22.031</b>	27.889	30.068	24.074	86.7	45.1
2	16:37:22.473	<b>2:37.837</b>	56.062	59.785	41.990	25.4	30.6	2	16:37:18.044	<b>2:34.868</b>	53.280	59.696	41.892	23.2	32.8
3	16:39:04.656	<b>1:42.183</b>	45.594	35.449	21.140	71.5	84.8	3	16:39:01.544	<b>1:43.500</b>	46.135	36.350	21.015	66.8	84.7
4	16:40:14.644	<b>1:09.988</b>	22.187	27.823	19.978	92.6	86.1	4	16:40:12.403	<b>1:10.859</b>	<b>22.699</b>	<b>28.131</b>	20.029	83.9	84.5
5	16:41:23.513	<b>1:08.869</b>	22.358	26.748	19.763	<b>94.1</b>	87.2	5	16:41:24.335	<b>1:11.932</b>	22.999	28.131	20.802	<b>90.1</b>	83.5
6	16:42:31.795	<b>1:08.282</b>	22.128	26.856	<b>19.298</b>	91.9	88.4	6	16:42:36.029	<b>1:11.694</b>	23.091	28.279	20.324	89.2	85.4
7	16:43:42.773	<b>1:10.978</b>	21.908	27.503	21.567	79.7	73.9	7	16:43:49.176	<b>1:13.147</b>	23.316	28.880	20.951	84.9	63.9
8	16:46:02.415	<b>2:19.942</b>	40.567	1:00.504	38.571	31.2	57.5	8	16:46:03.578	<b>2:14.402</b>	36.297	1:00.720	37.385	31.1	52.9
9	16:47:38.762	<b>1:36.347</b>	35.252	40.753	20.342	85.2	<b>89.7</b>	9	16:47:40.418	<b>1:36.840</b>	35.939	40.922	<b>19.979</b>	82.2	<b>85.6</b>
10	16:48:46.830	<b>1:08.068</b>	<b>21.890</b>	<b>26.614</b>	19.564	92.8	87.8	10	16:48:52.852	<b>1:12.434</b>	23.244	28.845	20.345	90.0	84.1
11	16:49:58.253	<b>1:11.423</b>	22.106	26.923	22.394	92.9	47.6	11	16:50:10.214	<b>1:17.362</b>	23.314	30.844	23.204	59.3	81.1
12	16:52:13.256	<b>2:15.003</b>	43.266	52.102	39.635	33.7	27.6	12	16:52:17.310	<b>2:07.096</b>	36.417	53.936	36.743	32.0	28.8
13	16:54:42.671	<b>2:29.415</b>	59.817	51.218	38.380	32.3	29.0	13	16:54:47.510	<b>2:30.200</b>	1:02.607	48.640	38.953	35.0	23.5
<b>(22) Ben MASON</b>								<b>(6) Gary ATKINSON</b>							
1	16:34:55.294	<b>1:29.453</b>	26.533	31.269	31.651		35.9	1	16:34:50.406	<b>1:25.557</b>	26.730	31.429	27.398	88.0	33.7
2	16:37:36.649	<b>2:41.355</b>	58.369	1:00.743	42.243	30.8	36.7	2	16:37:29.105	<b>2:38.699</b>	56.908	1:00.260	41.531	32.7	40.3
3	16:39:12.658	<b>1:36.009</b>	42.095	31.862	22.052	71.8	91.9	3	16:39:09.756	<b>1:40.651</b>	45.549	32.619	22.483	58.4	89.4
4	16:40:21.490	<b>1:08.832</b>	22.616	26.911	<b>19.305</b>	95.7	<b>92.7</b>	4	16:40:20.545	<b>1:10.789</b>	22.865	27.619	20.305	92.2	87.0
5	16:41:29.864	<b>1:08.374</b>	22.460	<b>26.233</b>	19.681	96.7	90.4	5	16:41:32.531	<b>1:11.986</b>	23.750	28.234	20.002	92.8	88.0
6	16:42:37.350	<b>1:07.486</b>	21.777	26.281	19.428	<b>97.7</b>	90.7	6	16:42:41.614	<b>1:09.083</b>	22.102	27.282	19.699	92.6	<b>90.6</b>
7	16:43:50.530	<b>1:13.180</b>	22.284	29.335	21.561	78.7	82.7	7	16:43:59.855	<b>1:18.241</b>	<b>21.975</b>	32.458	23.808	62.5	78.9
8	16:46:04.119	<b>2:13.589</b>	35.717	1:00.906	36.964	32.0	57.2	8	16:46:08.985	<b>2:09.130</b>	32.118	1:01.527	35.485	32.9	56.7



# KMSC/SMRC Race meeting

## Scottish Legends Cars Championship

Knockhill 1.267 miles

### Race 5 - Final 1

13/09/2025 16:50

### Race (13 Laps) started at 16:33:19

Lap	Time of Day	Lap Tm	S1	S2	S3	S2Spd	SFSpd	Lap	Time of Day	Lap Tm	S1	S2	S3	S2Spd	SFSpd
12	16:52:17.949	<b>2:08.287</b>	37.982	54.112	36.193	30.0	34.5	11	16:50:15.586	<b>1:17.631</b>	23.573	30.235	23.823	59.8	84.3
13	16:54:48.584	<b>2:30.635</b>	1:03.639	48.784	38.212	35.9	24.3	12	16:52:23.817	<b>2:08.231</b>	36.187	55.160	36.884	29.2	37.3
								13	16:54:54.015	<b>2:30.198</b>	1:06.224	46.299	37.675	47.7	26.6
<b>(2) David ALLAN</b>								<b>(24) Matthew PAPE</b>							
1	16:34:50.742	<b>1:25.553</b>	27.053	31.117	27.383	88.8	35.0	1	16:34:53.877	<b>1:28.282</b>	27.059				34.9
2	16:37:30.335	<b>2:39.593</b>	57.309	1:00.316	41.968	31.9	40.1	2	16:37:35.585	<b>2:41.708</b>	58.570	1:00.937	42.201	32.6	38.2
3	16:39:10.082	<b>1:39.747</b>	44.696	32.753	22.298	60.0	87.7	3	16:39:12.437	<b>1:36.852</b>	42.495	32.254	22.103	68.8	90.6
4	16:40:19.778	<b>1:09.696</b>	22.853	27.440	<b>19.403</b>	92.9	<b>88.5</b>	4	16:40:20.941	<b>1:08.504</b>	22.310	26.788	<b>19.406</b>	94.5	<b>90.9</b>
5	16:41:29.801	<b>1:10.023</b>	22.891	<b>26.541</b>	20.591	92.9	88.2	5	16:41:30.509	<b>1:09.568</b>	22.741	26.546	20.281	94.4	89.4
6	16:42:39.273	<b>1:09.472</b>	22.754	27.000	19.718	91.8	87.7	6	16:42:38.174	<b>1:07.665</b>	<b>21.792</b>	<b>26.242</b>	19.631	<b>95.3</b>	89.2
7	16:43:54.712	<b>1:15.439</b>	<b>22.203</b>	30.856	22.380	74.2	77.7	7	16:44:06.459	<b>1:28.285</b>	22.357	42.537	23.391	69.9	71.8
8	16:46:06.949	<b>2:12.237</b>	35.337	1:01.167	35.733	28.3	62.3	8	16:46:14.975	<b>2:08.516</b>	33.891	1:01.864	32.761	50.3	67.4
9	16:47:43.320	<b>1:36.371</b>	36.019	40.345	20.007	80.3	87.6	9	16:47:49.745	<b>1:34.770</b>	36.491	37.074	21.205	65.3	86.9
10	16:48:53.976	<b>1:10.656</b>	23.272	27.472	19.912	93.9	88.5	10	16:48:58.569	<b>1:08.824</b>	22.273	26.833	19.718	94.3	89.0
11	16:50:07.447	<b>1:13.471</b>	23.044	28.058	22.369	67.3	81.3	11	16:50:16.727	<b>1:18.158</b>	23.222	30.658	24.278	58.0	79.5
12	16:52:19.879	<b>2:12.432</b>	41.033	54.125	37.274	29.6	35.4	12	16:52:25.032	<b>2:08.305</b>	36.327	54.766	37.212	28.5	38.2
13	16:54:49.647	<b>2:29.768</b>	1:03.045	48.641	38.082	38.2	24.1	13	16:54:55.441	<b>2:30.409</b>	1:06.965	45.916	37.528	41.8	33.9
<b>(14) Daniel CLARK</b>								<b>(21) Mark MULHOLLAND</b>							
1	16:34:54.272	<b>1:29.601</b>	27.443	32.068	30.090	83.3	35.2	1	16:34:50.747	<b>1:28.045</b>	27.965	32.235	27.845	78.0	32.7
2	16:37:34.665	<b>2:40.393</b>	57.374	1:01.000	42.019	32.4	37.0	2	16:37:32.428	<b>2:41.681</b>	58.574	1:01.193	41.914	35.5	41.0
3	16:39:11.927	<b>1:37.262</b>	42.798	32.257	22.207	64.5	<b>90.7</b>	3	16:39:11.311	<b>1:38.883</b>	43.820	32.500	22.557	67.8	88.4
4	16:40:22.595	<b>1:10.668</b>	23.109	27.621	19.938	<b>95.7</b>	89.2	4	16:40:24.735	<b>1:13.424</b>	24.103	28.242	21.079	93.2	86.3
5	16:41:32.763	<b>1:10.168</b>	<b>22.045</b>	27.880	20.243	93.7	90.3	5	16:41:36.075	<b>1:11.340</b>	<b>23.040</b>	27.603	20.697	92.6	88.8
6	16:42:41.828	<b>1:09.065</b>	22.149	<b>26.990</b>	19.926	94.0	90.2	6	16:42:48.400	<b>1:12.325</b>	23.669	27.908	20.748	92.6	88.4
7	16:44:00.298	<b>1:18.470</b>	22.226	32.941	23.303	68.2	79.4	7	16:44:04.253	<b>1:15.853</b>	23.217	29.908	22.728	80.8	78.3
8	16:46:09.793	<b>2:09.495</b>	32.455	1:01.956	35.082	34.4	58.9	8	16:46:13.721	<b>2:09.468</b>	32.605	1:03.191	33.672	48.3	65.2
9	16:47:45.215	<b>1:35.422</b>	35.668	39.213	20.541	79.7	88.8	9	16:47:49.156	<b>1:35.435</b>	36.461	37.617	21.357	62.3	88.3
10	16:48:54.590	<b>1:09.375</b>	22.445	27.072	<b>19.858</b>	94.4	89.8	10	16:48:59.320	<b>1:10.164</b>	23.335	<b>27.218</b>	<b>19.611</b>	<b>93.9</b>	<b>89.8</b>
11	16:50:11.229	<b>1:16.639</b>	22.859	30.290	23.490	62.7	76.8	11	16:50:18.418	<b>1:19.098</b>	23.176	31.129	24.793	56.7	75.6
12	16:52:21.162	<b>2:09.933</b>	37.910	54.561	37.462	30.6	34.0	12	16:52:26.327	<b>2:07.909</b>	35.591	54.694	37.624	24.9	38.8
13	16:54:50.768	<b>2:29.606</b>	1:04.166	48.108	37.332	42.0	24.6	13	16:54:56.468	<b>2:30.141</b>	1:06.936	47.635	35.570	38.0	36.4
<b>(9) Colin ATKINSON</b>								<b>(305) Carlos PEREZ</b>							
1	16:34:48.669	<b>1:24.299</b>	26.442	31.405	26.452	90.1	36.3	1	16:34:58.711	<b>1:35.125</b>	27.843	38.772	28.510	80.6	40.1
2	16:37:26.834	<b>2:38.165</b>	56.490	59.299	42.376	30.4	38.0	2	16:37:39.049	<b>2:40.338</b>	58.104	1:00.185	42.049	36.8	37.9
3	16:39:07.416	<b>1:40.582</b>	45.225	33.751	21.606	57.0	88.1	3	16:39:15.409	<b>1:36.360</b>	42.570	31.256	22.534	80.8	86.6
4	16:40:18.249	<b>1:10.833</b>	22.852	27.625	20.356	<b>94.7</b>	<b>90.3</b>	4	16:40:26.722	<b>1:11.313</b>	22.947	27.543	20.823	90.1	88.6
5	16:41:33.676	<b>1:15.427</b>	22.860	<b>27.054</b>	25.513	90.4	88.2	5	16:41:36.559	<b>1:09.837</b>	22.907	27.436	<b>19.494</b>	<b>94.8</b>	<b>89.5</b>
6	16:42:42.854	<b>1:09.178</b>	<b>22.190</b>	27.220	19.768	94.1	89.0	6	16:42:47.938	<b>1:11.379</b>	23.628	27.773	19.978	92.1	<b>90.7</b>
7	16:44:01.353	<b>1:18.499</b>	22.399	32.582	23.518	67.2	83.7	7	16:44:05.827	<b>1:17.889</b>	<b>22.712</b>	31.787	23.390	71.8	70.6
8	16:46:10.307	<b>2:08.954</b>	32.277	1:02.255	34.422	38.4	59.7	8	16:46:14.158	<b>2:08.331</b>	33.881	1:01.313	33.137	51.3	65.5
9	16:47:46.106	<b>1:35.799</b>	36.171	39.034	20.594	77.0	88.2	9	16:47:49.713	<b>1:35.555</b>	36.652	37.456	21.447	64.0	82.6
10	16:48:55.310	<b>1:09.204</b>	22.407	27.287	<b>19.510</b>	93.9	90.0	10	16:48:59.589	<b>1:09.876</b>	23.137	<b>27.183</b>	19.556	90.9	89.7
11	16:50:12.281	<b>1:16.971</b>	22.654	30.351	23.966	56.3	79.2	11	16:50:19.323	<b>1:19.734</b>	23.257	32.185	24.292	63.8	77.0
12	16:52:22.139	<b>2:09.858</b>	37.703	54.955	37.200	30.4	34.1	12	16:52:27.285	<b>2:07.962</b>	35.571	54.690	37.701	24.5	36.2
13	16:54:51.519	<b>2:29.380</b>	1:04.884	47.715	36.781	43.5	26.2	13	16:54:57.828	<b>2:30.543</b>	1:07.951	47.292	35.300	35.4	36.4
<b>(51) Murray SCOTT</b>								<b>(27) Grant HUNTER</b>							
1	16:35:03.633	<b>1:39.959</b>	27.581	48.230	24.148	84.9	51.7	1	16:35:08.482	<b>1:45.796</b>	27.338	56.346	22.112	75.1	72.2
2	16:37:40.165	<b>2:36.532</b>	53.939	1:00.318	42.275	38.5	36.7	2	16:37:41.835	<b>2:33.353</b>	50.124	1:00.701	42.528	40.5	36.7
3	16:39:15.804	<b>1:35.639</b>	42.052	31.053	22.534	81.5	87.3	3	16:39:16.209	<b>1:34.374</b>	41.060	31.146	22.168	85.9	<b>90.1</b>
4	16:40:26.502	<b>1:10.698</b>	22.890	27.461	20.347	92.3	88.9	4	16:40:27.230	<b>1:11.021</b>	23.126	27.842	20.053	<b>93.9</b>	88.9
5	16:41:36.481	<b>1:09.979</b>	22.507	<b>27.191</b>	20.281	93.3	88.6	5	16:41:38.394	<b>1:11.164</b>	22.794	28.300	20.070	92.9	88.2
6	16:42:47.578	<b>1:11.097</b>	23.218	27.499	20.380	92.4	88.0	6	16:42:52.994	<b>1:14.600</b>	22.758	31.719	20.123	93.3	89.1
7	16:44:03.669	<b>1:16.091</b>	22.897	30.265	22.929	82.6	77.6	7	16:44:09.324	<b>1:16.330</b>	22.954	30.770	22.606	73.7	79.0
8	16:46:12.191	<b>2:08.522</b>	31.748	1:03.181	33.593	42.7	61.6	8	16:46:16.626	<b>2:07.302</b>	33.361	1:00.975	32.962	46.1	67.9
9	16:47:47.207	<b>1:35.016</b>	36.573	38.079	20.364	70.1	<b>89.5</b>	9	16:47:52.003	<b>1:35.377</b>	37.042	36.010	22.325	65.6	84.8
10	16:48:56.887	<b>1:09.680</b>	22.759	27.317	<b>19.604</b>	<b>93.5</b>	89.1	10	16:49:02.213	<b>1:10.210</b>	23.276	<b>27.341</b>	<b>19.593</b>	93.1	88.9
11	16:50:13.392	<b>1:16.505</b>	<b>22.021</b>	30.137	24.347	57.8	77.7	11	16:50:19.695	<b>1:17.482</b>	<b>22.498</b>	31.082	23.902	61.4	77.9
12	16:52:22.879	<b>2:09.487</b>	37.301	55.152	37.034	29.6	35.3	12	16:52:28.627	<b>2:08.932</b>	35.888	55.015	38.029	25.3	35.3
13	16:54:52.622	<b>2:29.743</b>	1:05.674	47.296	36.773	46.0	25.9	13	16:54:58.788	<b>2:30.161</b>	1:08.205	46.572	35.384	36.0	36.5
<b>(53) Stuart ROBERTSON</b>								<b>(95) Maxim POPELYUSHKO</b>							
1	16:34:43.757	<b>1:24.005</b>	27.887	30.945	25.173	85.8	45.5	1	16:34:51.834	<b>1:26.598</b>	26.597	31.512	28.489	88.0	30.9
2	16:37:19.549	<b>2:35.792</b>	54.105	59.914	41.773	25.3	32.3	2	16:37:33.597	<b>2:41.763</b>	58.452	1:01.443	41.868	32.5	40.7
3	16:39:02.612	<b>1:43.063</b>	46.623	34.969	21.471	67.6	88.0	3	16:39:11.437	<b>1:37.840</b>	43.267	32.293	22.280	69.8	89.5
4	16:40:15.463	<b>1:12.851</b>	23.261	28.526	21.064	89.7	87.5	4	16:40:20.840	<b>1:09.403</b>	22.071	27.925	<b>19.407</b>	94.3	<b>90.9</b>
5	16:41:34.961	<b>1:19.498</b>	23.639	28.712	27.147	88.9	86.8	5	16:41:29.048	<b>1:08.208</b>	22.221	26.439	19.548	95.2	89.6
6	16:42:47.277	<b>1:12.316</b>	23.925	<b>28.071</b>	20.320	91.2	88.0	6	16:42:37.343	<b>1:08.295</b>	22.414	<b>26.245</b>	19.636	<b>96.7</b>	88.0
7	16:44:02.222														



# KMSC/SMRC Race meeting

## Scottish Legends Cars Championship

## Knockhill 1.267 miles

### Race 5 - Final 1

### 13/09/2025 16:50

### Race (13 Laps) started at 16:33:19

Lap	Time of Day	Lap Tm	S1	S2	S3	S2Spd	SFSpd	Lap	Time of Day	Lap Tm	S1	S2	S3	S2Spd	SFSpd
10	16:48:49.035	<b>1:08.143</b>	<b>21.732</b>	26.945	19.466	95.1	87.4	9	16:47:38.534	<b>1:37.017</b>	35.299	41.158	20.560	83.2	87.7
11	16:50:20.380	<b>1:31.345</b>	22.819	46.499	22.027	70.9	85.7	10	16:48:48.216	<b>1:09.682</b>	22.768	27.205	<b>19.709</b>	<b>92.1</b>	<b>89.0</b>
12	16:52:29.124	<b>2:08.744</b>	35.962	55.021	37.761	24.9	37.6	(15) Elby CLARK							
13	16:54:59.600	<b>2:30.476</b>	1:08.492	46.650	35.334	37.9	37.5	1	16:34:46.231	<b>1:25.227</b>	28.572	31.230	25.425	78.3	40.3
(333) Bill READ								2	16:37:24.437	<b>2:38.206</b>	56.736	59.478	41.992	26.8	33.3
1	16:34:49.552	<b>1:28.070</b>	28.381	32.021	27.668	81.5	36.7	3	16:39:06.352	<b>1:41.915</b>	45.384	35.006	21.525	60.9	89.2
2	16:37:27.558	<b>2:38.006</b>	56.255	59.757	41.994	30.4	37.4	4	16:40:17.194	<b>1:10.842</b>	<b>22.875</b>	27.833	20.134	90.9	<b>89.4</b>
3	16:39:09.277	<b>1:41.719</b>	46.459	32.563	22.697	57.6	88.4	5	16:41:27.492	<b>1:10.298</b>	22.990	27.635	<b>19.673</b>	91.8	88.0
4	16:40:26.062	<b>1:16.785</b>	23.415	31.332	22.038	77.5	88.3								
5	16:41:39.251	<b>1:13.189</b>	23.061	29.017	21.111	89.1	87.8								
6	16:42:51.384	<b>1:12.133</b>	<b>23.010</b>	28.663	<b>20.460</b>	<b>91.6</b>	<b>88.6</b>								
7	16:44:08.787	<b>1:17.403</b>	23.029	31.032	23.342	79.5	78.3								
8	16:46:15.642	<b>2:06.855</b>	33.259	1:00.821	32.775	45.3	67.9								
9	16:47:51.684	<b>1:36.042</b>	37.275	36.375	22.392	63.3	86.0								
10	16:49:04.067	<b>1:12.383</b>	23.258	<b>28.537</b>	20.588	88.6	85.9								
11	16:50:21.964	<b>1:17.897</b>	23.097	31.452	23.348	71.2	78.8								
12	16:52:29.715	<b>2:07.751</b>	35.298	54.571	37.882	24.1	39.8								
13	16:55:02.282	<b>2:32.567</b>	1:09.262	46.593	36.712	37.1	30.8								

Lap	Time of Day	Lap Tm	S1	S2	S3	S2Spd	SFSpd
(7) Christopher WALLACE							
1	16:34:45.730	<b>1:25.768</b>	26.203	34.853	24.712	88.0	42.0
2	16:37:23.109	<b>2:37.379</b>	56.077	59.364	41.938	27.0	30.9
3	16:39:05.209	<b>1:42.100</b>	45.803	35.046	21.251	68.6	<b>86.1</b>
4	16:40:16.873	<b>1:11.664</b>	23.264	27.958	20.442	89.1	86.1
5	16:41:27.138	<b>1:10.265</b>	22.513	27.493	20.259	91.3	85.5
6	16:42:36.823	<b>1:09.685</b>	<b>22.410</b>	<b>27.185</b>	20.090	91.4	86.1
7	16:43:52.856	<b>1:16.033</b>	23.276	30.994	21.763	75.6	85.6
8	16:46:05.406	<b>2:12.550</b>	35.039	1:01.025	36.482	29.9	60.7
9	16:47:42.065	<b>1:36.659</b>	35.906	40.517	20.236	81.0	85.9
10	16:48:52.875	<b>1:10.810</b>	23.088	27.926	<b>19.796</b>	<b>91.9</b>	85.3
11	16:50:22.569	<b>1:29.694</b>	23.775	43.514	22.405	75.5	84.2
12	16:52:30.211	<b>2:07.642</b>	35.169	54.393	38.080	26.9	41.9
13	16:55:02.907	<b>2:32.696</b>	1:09.568	46.127	37.001	38.7	35.9

Lap	Time of Day	Lap Tm	S1	S2	S3	S2Spd	SFSpd
(17) Ronald WILKINSON							
1	16:34:44.280	<b>1:24.039</b>	28.289	30.218	25.532	85.7	48.3
2	16:37:21.574	<b>2:37.294</b>	55.739	59.772	41.783	27.2	31.7
3	16:39:04.459	<b>1:42.885</b>	46.063	34.835	21.987	67.4	<b>85.1</b>
4	16:40:17.953	<b>1:13.494</b>	24.394	<b>27.990</b>	<b>21.110</b>	<b>87.0</b>	82.4
5	16:41:35.537	<b>1:17.584</b>	25.328	29.713	22.543	84.4	83.6
6	16:43:26.800	<b>1:51.263</b>	25.147	58.047	28.069	78.3	61.6
7	16:44:49.885	<b>1:23.085</b>	27.368	30.409	25.308	71.7	71.0
8	16:46:18.740	<b>1:28.855</b>	27.735	30.732	30.388	59.4	60.3
9	16:47:54.216	<b>1:35.476</b>	37.025	35.851	22.600	65.9	80.9
10	16:49:07.061	<b>1:12.345</b>	<b>23.495</b>	28.069	21.281	84.7	83.8
11	16:50:24.974	<b>1:17.913</b>	24.576	30.466	22.871	75.1	78.6
12	16:52:31.474	<b>2:06.500</b>	34.413	54.693	37.394	27.5	43.0
13	16:55:03.914	<b>2:32.440</b>	1:10.103	45.460	36.877	35.7	35.6

Lap	Time of Day	Lap Tm	S1	S2	S3	S2Spd	SFSpd
(100) Lee NAYLOR							
1	16:34:56.441	<b>1:29.535</b>	27.215	31.708	30.612	82.1	35.5
2	16:37:37.783	<b>2:41.342</b>	58.238	1:00.648	42.456	31.6	36.0
3	16:39:15.055	<b>1:37.272</b>	42.533	31.663	23.076	72.1	83.5
4	16:40:28.239	<b>1:13.184</b>	24.093	<b>28.142</b>	20.949	<b>89.4</b>	<b>86.1</b>
5	16:41:51.618	<b>1:23.379</b>	23.627	38.674	21.078	83.2	83.2
6	16:43:04.385	<b>1:12.767</b>	23.635	28.577	20.555	86.7	83.3
7	16:44:19.075	<b>1:14.690</b>	24.698	29.218	20.774	85.5	81.7
8	16:46:18.173	<b>1:59.098</b>	25.126	1:00.698	33.274	50.3	59.1
9	16:47:53.285	<b>1:35.112</b>	36.667	35.813	22.632	63.1	85.9
10	16:49:19.622	<b>1:26.337</b>	<b>23.066</b>	42.626	20.645	84.7	82.8
11	16:50:33.222	<b>1:13.600</b>	23.737	29.314	<b>20.549</b>	83.3	83.4
12	16:52:32.958	<b>1:59.736</b>	27.032	55.231	37.473	31.2	45.5
13	16:55:05.374	<b>2:32.416</b>	1:10.650	44.284	37.482	36.0	35.2

Lap	Time of Day	Lap Tm	S1	S2	S3	S2Spd	SFSpd
(733) Keith ATKINSON							
1	16:34:39.405	<b>1:19.048</b>	27.486	28.804	22.758	89.5	41.1
2	16:37:13.909	<b>2:34.504</b>	53.449	59.781	41.274	29.8	31.3
3	16:38:58.087	<b>1:44.178</b>	46.045	37.536	20.597	78.0	87.3
4	16:40:09.800	<b>1:11.713</b>	22.881	27.568	21.264	90.3	87.2
5	16:41:19.642	<b>1:09.842</b>	<b>22.286</b>	27.444	20.112	89.5	87.2
6	16:42:29.293	<b>1:09.651</b>	22.562	<b>27.197</b>	19.892	91.1	87.4
7	16:43:40.625	<b>1:11.332</b>	22.607	27.662	21.063	90.0	69.2
8	16:46:01.517	<b>2:20.892</b>	42.040	1:00.442	38.410	29.8	51.5

Senior Clerk of the Course Orbits

Sig : Steve Burns Time :  
Chief Timekeeper : Ian Sharp (SMART Timing)  
Results available at [www.smart-timing.co.uk](http://www.smart-timing.co.uk) and [www.speedhive.com](http://www.speedhive.com)





# KMSC/SMRC Race meeting

# Lapchart

Scottish Legends Cars Championship

Knockhill 1.267 miles

Race 5 - Final 1

13/09/2025 16:50

Race (13 Laps) started at 16:33:19



Competitors	Laps	Laps													
		0	1	2	3	4	5	6	7	8	9	10	11	12	13
Stuart ROBERTSON (53)	1	53	733	733	733	71	71	71	71	71	71	71	71	71	71
Christopher WALLACE (7)	2	7	72	72	72	85	85	85	85	85	85	85	85	85	85
Ronald WILKINSON (17)	3	17	71	71	71	72	72	72	72	72	72	72	72	72	72
Keith ATKINSON (733)	4	733	85	85	85	733	733	733	733	733	55	55	55	55	55
Elby CLARK (15)	5	15	78	78	78	78	55	55	55	55	55	733	22	22	22
David HEADEN (78)	6	78	555	53	53	55	78	555	555	555	555	22	555	555	555
Bill READ (333)	7	333	53	555	555	555	555	78	78	78	78	555	77	77	77
Glenn BURTENSHAW (72)	8	72	17	17	17	53	7	7	22	22	22	95	35	35	35
Stuart McANDREW (55)	9	55	55	55	55	7	15	35	95	95	95	35	2	78	78
Ewan ROBERTSON (555)	10	555	7	7	7	15	35	95	7	7	7	77	6	6	6
Grant HUNTER (27)	11	27	15	15	15	17	95	22	35	35	35	78	78	2	2
Mark MULHOLLAND (21)	12	21	35	35	35	35	2	24	2	2	2	7	14	14	14
Mark BEATY (85)	13	85	9	9	9	9	22	2	77	77	77	6	9	9	9
Neil SHENTON (35)	14	35	333	333	333	2	24	77	6	6	6	2	51	51	51
Carlos PEREZ (305)	15	305	6	6	6	6	6	6	14	14	14	14	53	53	53
Murray SCOTT (51)	16	51	2	2	2	95	14	14	9	9	9	9	24	24	24
Jamie BLAKE (97)	17	97	21	21	21	24	77	9	53	53	53	51	21	21	21
Ryan McLEISH (71)	18	71	95	95	95	22	9	53	51	51	51	53	305	305	305
Colin ATKINSON (9)	19	9	24	14	14	14	53	51	21	21	21	24	27	27	27
Daniel CLARK (14)	20	14	14	24	24	77	17	305	305	305	305	21	95	95	95
Gary ATKINSON (6)	21	6	22	22	22	21	21	21	24	24	24	305	333	333	333
David ALLAN (2)	22	2	100	100	100	333	51	333	333	333	333	27	7	7	7
Maxim POPELYUSHKO (95)	23	95	77	77	77	51	305	27	27	27	27	333	17	17	17
Matthew PAPE (24)	24	24	305	305	305	305	27	100	100	100	100	17	100	100	100
Michael WEDDELL (77)	25	77	51	51	51	27	333	17	17	17	17	100			
Ben MASON (22)	26	22	27	27	27	100	100								
Lee NAYLOR (100)	27	100													

Senior Clerk of the Course

Orbits

Sig : Steve Burns      Time :

Chief Timekeeper : Ian Sharp (SMART Timing)

Results available at [www.smart-timing.co.uk](http://www.smart-timing.co.uk) and [www.speedhive.com](http://www.speedhive.com)

Printed: 13/09/2025 17:13:40







## KMSC/SMRC Race meeting

Sorted on best lap time

Super Lap Scotland

Knockhill 1.267 miles

Warm Up

14/09/2025 09:00

Practice started at 9:08:52

Pos	No.	Name	Make/Model	CC	Class	Laps	Best Tm	Diff	Best Speed	2nd Best
1	23	Andrew COWIE	Subaru Impreza	2100	E RC	13	<b>1:02.890</b>		72.521	1:03.626
2	87	Gary MUIR	Audi TT	3189	F RC	13	<b>1:06.287</b>	3.397	68.804	1:06.302
3	555	David CAPSTICK	Renault Megane R26	2000	F RC	10	<b>1:06.729</b>	3.839	68.349	1:08.461
4	392	Philip TAYLOR	Renault Clio	2000	F	11	<b>1:06.953</b>	4.063	68.120	1:08.146
5	88	Andrew WEBSTER	Austin Mini	1598	E	11	<b>1:08.632</b>	5.742	66.454	1:09.568
6	29	Carl WALKER	Renault Megane R26	2000	E	10	<b>1:08.645</b>	5.755	66.441	1:08.727
7	144	Donnie MacLEOD	Renault Clio 172	1998	D	6	<b>1:09.671</b>	6.781	65.463	1:18.057
8	1	Rab JOBSON	Audi S3	2000	E	3	<b>1:21.071</b>	18.181	56.257	2:55.667

Senior Clerk of the Course

Orbits

Sig : Steve Burns

Time :

Chief Timekeeper : Ian Sharp (SMART Timing)

Results available at [www.smart-timing.co.uk](http://www.smart-timing.co.uk) and [www.speedhive.com](http://www.speedhive.com)

Printed: 14/09/2025 09:26:08



motor  
sport  
UK

**RACE  
WITH  
RESPECT**



# KMSC/SMRC Race meeting

## Super Lap Scotland

### Warm Up

Practice started at 9:08:52

## Knockhill 1.267 miles

### 14/09/2025 09:00

Lap	Time of Day	Lap Tm	S1	S2	S3	S2Spd	SFSpd
<b>(23) Andrew COWIE</b>							
1	9:10:38.927			31.419	24.049	62.4	79.1
2	9:11:47.618	<b>1:08.691</b>	22.748	26.303	19.640	97.7	90.9
3	9:12:54.662	<b>1:07.044</b>	21.573	26.321	19.150	97.7	91.4
4	9:14:00.138	<b>1:05.476</b>	21.332	25.133	19.011	98.1	90.9
5	9:15:05.051	<b>1:04.913</b>	21.153	24.557	19.203	99.1	90.0
6	9:16:09.732	<b>1:04.681</b>	20.973	24.702	19.006	94.3	89.1
7	9:17:13.693	<b>1:03.961</b>	<b>20.624</b>	24.475	18.862	97.3	89.6
8	9:18:18.092	<b>1:04.399</b>	21.111	24.487	18.801	97.4	90.8
9	9:19:21.718	<b>1:03.626</b>	20.804	24.279	18.543	<b>99.9</b>	91.1
10	9:20:24.608	<b>1:02.890</b>	20.636	<b>24.036</b>	<b>18.218</b>	99.6	91.7
11	9:21:48.309	<b>1:23.701</b>	23.107	30.678	29.916	62.4	26.4
12	9:23:43.653	<b>1:55.344</b>	1:08.124	27.329	19.891	89.2	<b>91.9</b>
13	9:24:55.184	<b>1:11.531</b>	21.687	25.013	24.831	80.9	31.0

Lap	Time of Day	Lap Tm	S1	S2	S3	S2Spd	SFSpd
<b>(87) Gary MUIR</b>							
1	9:10:30.994			37.706	22.672	63.0	83.0
2	9:11:40.826	<b>1:09.832</b>	22.662	25.530	21.640	77.9	84.0
3	9:12:59.383	<b>1:18.557</b>	22.043	34.524	21.990	71.3	83.0
4	9:14:08.256	<b>1:08.873</b>	22.870	26.258	19.745	92.2	83.4
5	9:15:23.371	<b>1:15.115</b>	24.295	28.968	21.852	79.1	84.0
6	9:16:29.673	<b>1:06.302</b>	<b>21.435</b>	25.460	19.407	92.2	83.3
7	9:17:42.773	<b>1:13.100</b>	23.482	27.847	21.771	88.1	83.7
8	9:18:49.199	<b>1:06.426</b>	21.747	25.448	<b>19.231</b>	<b>92.6</b>	83.6
9	9:20:05.460	<b>1:16.261</b>	22.842	32.653	20.766	67.6	<b>84.5</b>
10	9:21:12.094	<b>1:06.634</b>	21.759	25.276	19.599	92.3	83.6
11	9:22:24.850	<b>1:12.756</b>	24.492	27.880	20.384	90.9	83.9
12	9:23:31.137	<b>1:06.287</b>	21.526	<b>25.269</b>	19.492	92.1	83.6
13	9:24:50.470	<b>1:19.333</b>	23.434	29.319	26.580	76.5	26.2

Lap	Time of Day	Lap Tm	S1	S2	S3	S2Spd	SFSpd
<b>(555) David CAPSTICK</b>							
1	9:10:52.959			27.608	23.065		78.2
2	9:12:11.489	<b>1:18.530</b>	24.651	31.966	21.913		83.8
3	9:13:21.720	<b>1:10.231</b>	23.246	26.828	20.157		84.5
4	9:14:30.932	<b>1:09.212</b>	22.532	26.575	20.105		<b>85.6</b>
5	9:15:39.393	<b>1:08.461</b>	22.478	26.125	19.858		85.4
6	9:17:11.176	<b>1:31.783</b>	23.491	33.553	34.739		38.4
7	9:18:48.142	<b>1:36.966</b>	30.264	35.324	31.378		46.2
8	9:20:03.205	<b>1:15.063</b>	29.023	26.455	19.585		84.4
9	9:21:09.934	<b>1:06.729</b>	<b>21.715</b>	<b>25.792</b>	<b>19.222</b>		85.2
10	9:22:39.826	<b>1:29.892</b>	29.725	31.064	29.103		23.3

Lap	Time of Day	Lap Tm	S1	S2	S3	S2Spd	SFSpd
<b>(392) Philip TAYLOR</b>							
1	9:10:48.941			31.425	23.608	60.1	75.6
2	9:12:06.193	<b>1:17.252</b>	25.576	29.826	21.850	76.0	78.1
3	9:13:17.134	<b>1:10.941</b>	24.017	26.875	20.049	89.2	84.2
4	9:14:26.659	<b>1:09.525</b>	23.069	26.318	20.138	89.8	84.1
5	9:15:35.009	<b>1:08.350</b>	22.515	26.069	19.766	91.1	84.8
6	9:16:43.355	<b>1:08.346</b>	22.260	26.497	19.589	89.4	84.7
7	9:17:51.501	<b>1:08.146</b>	22.422	26.270	19.454	90.1	84.4
8	9:19:15.682	<b>1:24.181</b>	22.796	31.324	30.061	64.0	23.7
9	9:22:05.985	<b>2:50.303</b>	2:02.635	27.381	20.287	88.5	84.4
10	9:23:14.667	<b>1:08.682</b>	22.781	26.474	19.427	90.2	<b>84.9</b>
11	9:24:21.620	<b>1:06.953</b>	<b>22.052</b>	<b>25.522</b>	<b>19.379</b>	<b>91.2</b>	84.8

Lap	Time of Day	Lap Tm	S1	S2	S3	S2Spd	SFSpd
<b>(88) Andrew WEBSTER</b>							
1	9:10:38.707			30.993	25.321	64.3	72.5
2	9:11:56.699	<b>1:17.992</b>	27.950	29.557	20.485	87.4	84.4
3	9:13:11.343	<b>1:14.644</b>	23.398	30.690	20.556	88.6	86.6
4	9:14:23.374	<b>1:12.031</b>	23.613	27.532	20.886	83.9	85.8
5	9:15:33.173	<b>1:09.799</b>	23.158	27.023	19.618	90.0	86.9
6	9:17:16.041	<b>1:42.868</b>	26.966	42.801	33.101	43.6	47.0
7	9:18:37.764	<b>1:21.723</b>	29.685	30.856	21.182	82.0	86.8
8	9:19:47.332	<b>1:09.568</b>	23.192	26.532	19.844	89.6	<b>87.3</b>
9	9:20:55.964	<b>1:08.632</b>	<b>22.957</b>	<b>26.092</b>	<b>19.583</b>	<b>90.2</b>	86.4
10	9:22:24.336	<b>1:28.372</b>	25.873	32.590	29.909	52.8	49.9
11	9:24:00.530	<b>1:36.194</b>	30.722	39.078	26.394	53.9	63.4

Lap	Time of Day	Lap Tm	S1	S2	S3	S2Spd	SFSpd
<b>(29) Carl WALKER</b>							
1	9:10:36.763			32.622	24.856	67.0	69.3
2	9:12:06.104	<b>1:29.341</b>	28.540	34.970	25.831	76.3	61.9
3	9:13:27.135	<b>1:21.031</b>	27.440	31.036	22.555	76.3	80.2
4	9:14:39.321	<b>1:12.186</b>	24.049	26.169	21.968	85.2	75.7

## Senior Clerk of the Course Orbits

**Sig :** Steve Burns      **Time :**  
**Chief Timekeeper :** Ian Sharp (SMART Timing)  
**Results available at** [www.smart-timing.co.uk](http://www.smart-timing.co.uk) **and** [www.speedhive.com](http://www.speedhive.com)  
**Printed: 14/09/2025 09:26:45**





# KMSC/SMRC Race meeting

Sorted on best lap time

Scottish Legends Cars Championship

Knockhill 1.267 miles

Familiarisation - Q6

14/09/2025 09:25

Practice (10:00 Time) started at 9:28:01

Pos	No.	Name	Make/Model	CC	Class	Laps	Best Tm	Diff	Best Speed	2nd Best
1	14	Daniel CLARK	Legend Coupe	890	L	10	1:00.812		74.999	1:01.422
2	22	Ben MASON	Legend Sedan	847	L	9	1:00.911	0.099	74.877	1:02.058
3	95	Maxim POPELYUSHKO	Legend Coupe	847	L	9	1:01.496	0.684	74.165	1:01.537
4	24	Matthew PAPE	Legend 34 Coupe	1250	L	9	1:01.594	0.782	74.047	1:02.046
5	71	Ryan McLEISH	Legend 34 Coupe	890	L	9	1:01.628	0.816	74.006	1:02.635
6	85	Mark BEATY	Legend 34 Coupe	890	L	10	1:01.659	0.847	73.969	1:02.071
7	2	David ALLAN	Legend 34 Coupe	890	L	10	1:01.829	1.017	73.765	1:01.890
8	6	Gary ATKINSON	Legend Coupe	890	L	10	1:02.131	1.319	73.407	1:02.224
9	9	Colin ATKINSON	Legend Coupe	899	L	10	1:02.179	1.367	73.350	1:02.725
10	77	Michael WEDDELL	Legend Coupe	1250	L	7	1:02.451	1.639	73.031	1:03.500
11	27	Grant HUNTER	Legend Coupe	890	L	9	1:02.512	1.700	72.959	1:02.924
12	35	Neil SHENTON	Legend 34 Coupe	890	L	8	1:03.029	2.217	72.361	1:03.233
13	305	Carlos PEREZ	Ford Coupe	900	L	8	1:03.080	2.268	72.302	1:04.049
14	72	Glenn BURTENSHAW	Legend Sedan	1250	L	7	1:03.385	2.573	71.955	1:04.284
15	97	Jamie BLAKE	Legend Coupe	1250	L R	8	1:03.531	2.719	71.789	1:03.569
16	55	Stuart McANDREW	Legend Coupe	1250	L	9	1:03.635	2.823	71.672	1:03.944
17	733	Keith ATKINSON	Legend Coupe	1300	L R	8	1:03.720	2.908	71.576	1:03.853
18	51	Murray SCOTT	Legend Coupe	1250	L R	9	1:03.975	3.163	71.291	1:04.684
19	555	Ewan ROBERTSON	Legend Coupe	900	L R	9	1:04.854	4.042	70.325	1:05.238
20	7	Christopher WALLACE	Legend Coupe	1250	L	9	1:04.970	4.158	70.199	1:06.212
21	333	Bill READ	Legend Coupe	890	L	9	1:04.977	4.165	70.192	1:05.278
22	15	Elby CLARK	Legend Coupe	890	L	6	1:05.022	4.210	70.143	1:05.431
23	100	Lee NAYLOR	Legend Coupe	1250	Gue	9	1:06.404	5.592	68.683	1:06.573
24	53	Stuart ROBERTSON	Legend Coupe	850	L	5	1:07.673	6.861	67.395	1:07.683
25	17	Ronald WILKINSON	Legend Coupe	1250	L R	9	1:07.809	6.997	67.260	1:08.709
26	78	David HEADEN	Legend Sedan	1250	L	6	1:07.970	7.158	67.101	1:08.125

Senior Clerk of the Course

Orbits

Sig : Steve Burns

Time :

Chief Timekeeper : Ian Sharp (SMART Timing)

Results available at [www.smart-timing.co.uk](http://www.smart-timing.co.uk) and [www.speedhive.com](http://www.speedhive.com)

Printed: 14/09/2025 09:40:35





# KMSC/SMRC Race meeting

## Scottish Legends Cars Championship

Knockhill 1.267 miles

### Familiarisation - Q6

14/09/2025 09:25

### Practice (10:00 Time) started at 9:28:01

Lap	Time of Day	Lap Tm	S1	S2	S3	S2Spd	SFSpd	Lap	Time of Day	Lap Tm	S1	S2	S3	S2Spd	SFSpd	
<b>(14) Daniel CLARK</b>																
1	9:29:31.633			26.786	19.517	95.2	89.6	5	9:33:34.286	<b>1:03.100</b>	20.620	23.903	18.577	99.1	91.4	
2	9:30:37.723	<b>1:06.090</b>	21.624	25.103	19.363	99.1	89.6	6	9:34:37.225	<b>1:02.939</b>	20.541	23.811	18.587	96.4	90.4	
3	9:31:42.471	<b>1:04.748</b>	21.400	24.306	19.042	96.8	90.6	7	9:35:39.743	<b>1:02.518</b>	20.363	23.546	18.609	97.1	90.8	
4	9:32:46.691	<b>1:04.220</b>	20.863	24.442	18.915	96.7	89.6	8	9:36:42.458	<b>1:02.715</b>	<b>19.875</b>	24.452	18.388	96.8	90.0	
5	9:33:49.690	<b>1:02.999</b>	20.644	23.559	18.796	97.3	90.0	9	9:37:44.287	<b>1:01.829</b>	19.896	23.198	18.735	98.0	90.9	
6	9:34:51.754	<b>1:02.064</b>	20.382	23.226	18.456	97.7	<b>90.8</b>	10	9:38:46.177	<b>1:01.890</b>	20.582	<b>23.112</b>	<b>18.196</b>	97.5	91.2	
7	9:35:53.176	<b>1:01.422</b>	20.195	22.937	<b>18.290</b>	<b>100.3</b>	90.6	<b>(6) Gary ATKINSON</b>								
8	9:36:54.832	<b>1:01.656</b>	19.806	23.301	18.549	97.1	89.6	1	9:29:28.134			26.864	20.787	92.7	89.2	
9	9:37:55.644	<b>1:00.812</b>	<b>19.652</b>	<b>22.811</b>	18.349	97.3	90.3	2	9:30:34.123	<b>1:05.989</b>	21.975	25.215	18.799	94.1	89.6	
10	9:39:11.318	<b>1:15.674</b>	22.283	27.764	25.627	77.4	29.0	3	9:31:40.420	<b>1:06.297</b>	21.440	24.807	20.050	94.7	89.8	
<b>(22) Ben MASON</b>																
1	9:29:59.650			26.245	19.875	91.9	89.6	4	9:32:44.682	<b>1:04.262</b>	21.049	24.350	18.863	94.9	88.1	
2	9:31:04.314	<b>1:04.664</b>	21.158	24.385	19.121	97.7	89.2	5	9:33:48.066	<b>1:03.384</b>	20.677	24.077	18.630	95.6	89.2	
3	9:32:08.690	<b>1:04.376</b>	21.573	24.131	18.672	96.4	90.1	6	9:34:50.598	<b>1:02.532</b>	20.357	23.605	18.570	<b>96.8</b>	89.1	
4	9:33:16.377	<b>1:04.172</b>	20.796	24.789	18.587	96.0	90.4	7	9:35:53.573	<b>1:02.975</b>	20.522	23.633	18.820	95.7	<b>90.6</b>	
5	9:34:15.811	<b>1:02.949</b>	20.337	23.754	18.858	<b>98.7</b>	<b>92.4</b>	8	9:36:57.548	<b>1:03.975</b>	20.250	24.999	18.726	95.7	88.9	
6	9:35:19.448	<b>1:03.637</b>	20.985	23.526	19.126	97.8	90.0	9	9:37:59.772	<b>1:02.224</b>	20.134	<b>23.567</b>	18.523	96.3	89.2	
7	9:36:21.819	<b>1:02.371</b>	20.424	23.459	<b>18.488</b>	96.0	90.4	10	9:39:01.903	<b>1:02.131</b>	<b>20.110</b>	23.627	<b>18.394</b>	95.6	89.4	
8	9:37:23.877	<b>1:02.058</b>	19.640	23.787	18.631	97.0	89.0	<b>(9) Colin ATKINSON</b>								
9	9:38:24.788	<b>1:00.911</b>	<b>19.541</b>	<b>22.524</b>	18.846	97.4	90.0	1	9:29:17.098			26.031	19.046	94.1	89.6	
<b>(95) Maxim POPELYUSHKO</b>																
1	9:30:02.931			26.285	19.439	94.4	89.4	2	9:30:22.605	<b>1:05.507</b>	21.589	24.887	19.031	94.5	90.1	
2	9:31:08.229	<b>1:05.298</b>	21.241	24.996	19.061	95.7	89.7	3	9:31:26.863	<b>1:04.258</b>	21.007	24.188	19.063	97.7	90.7	
3	9:32:12.742	<b>1:04.513</b>	20.908	24.739	18.866	96.1	88.4	4	9:32:30.641	<b>1:03.778</b>	20.851	24.217	18.710	96.0	89.4	
4	9:33:16.377	<b>1:03.635</b>	20.836	23.997	18.802	96.4	89.6	5	9:33:34.111	<b>1:03.470</b>	20.960	23.965	18.545	95.6	89.4	
5	9:34:19.823	<b>1:03.446</b>	20.908	23.744	18.794	96.4	90.0	6	9:34:37.451	<b>1:03.340</b>	21.188	23.622	18.530	97.8	<b>91.6</b>	
6	9:35:22.714	<b>1:02.891</b>	20.515	23.529	18.847	<b>98.7</b>	91.1	7	9:35:40.628	<b>1:03.177</b>	20.493	23.599	19.085	97.8	89.6	
7	9:36:24.210	<b>1:01.496</b>	20.151	<b>22.842</b>	18.503	97.0	89.6	8	9:36:43.353	<b>1:02.725</b>	<b>19.933</b>	24.182	18.610	<b>98.0</b>	89.8	
8	9:37:25.864	<b>1:01.654</b>	<b>19.945</b>	23.048	18.661	98.7	<b>91.2</b>	9	9:37:46.455	<b>1:03.102</b>	20.063	24.336	18.703	97.7	90.3	
9	9:38:27.401	<b>1:01.537</b>	20.175	23.202	<b>18.160</b>	98.3	89.5	10	9:38:48.634	<b>1:02.179</b>	20.742	<b>22.924</b>	<b>18.513</b>	97.4	88.0	
<b>(24) Matthew PAPE</b>																
1	9:29:38.808			26.314	20.099	92.6	88.8	<b>(77) Michael WEDDELL</b>								
2	9:30:44.274	<b>1:05.466</b>	21.148	24.714	19.604	96.4	<b>90.2</b>	1	9:29:26.687			25.761	19.169	<b>97.4</b>	89.5	
3	9:31:48.448	<b>1:04.174</b>	20.797	24.329	19.048	95.9	89.8	2	9:30:31.727	<b>1:05.040</b>	21.204	24.935	18.901	96.8	90.0	
4	9:32:52.646	<b>1:04.198</b>	20.756	24.565	18.877	94.9	88.5	3	9:31:35.818	<b>1:04.091</b>	20.890	24.474	18.727	90.0	90.0	
5	9:33:55.683	<b>1:03.037</b>	20.426	23.720	18.891	95.3	88.4	4	9:32:39.708	<b>1:03.890</b>	20.902	24.220	18.768	96.8	89.0	
6	9:34:57.809	<b>1:02.126</b>	20.155	23.252	18.719	95.9	89.0	5	9:33:43.208	<b>1:03.500</b>	20.671	24.073	18.756	96.7	86.7	
7	9:35:59.916	<b>1:02.107</b>	19.926	23.531	18.650	95.1	89.1	6	9:34:45.659	<b>1:02.451</b>	<b>20.437</b>	<b>23.480</b>	<b>18.534</b>	96.3	<b>90.2</b>	
8	9:37:01.510	<b>1:01.594</b>	<b>19.869</b>	23.215	<b>18.510</b>	<b>96.7</b>	89.7	7	9:36:12.489	<b>1:26.830</b>	26.309	31.613	28.908	61.1	30.8	
9	9:38:03.556	<b>1:02.046</b>	20.281	<b>22.985</b>	18.780	95.3	86.7	<b>(27) Grant HUNTER</b>								
<b>(71) Ryan McLEISH</b>																
1	9:30:17.715			25.804	19.660	93.9	88.8	1	9:29:52.051			27.313	20.113	94.3	89.1	
2	9:31:23.456	<b>1:05.741</b>	21.421	25.016	19.304	93.9	89.0	2	9:30:59.203	<b>1:07.152</b>	21.659	26.026	19.467	94.1	88.9	
3	9:32:27.811	<b>1:04.355</b>	21.103	24.218	19.034	89.6	89.6	3	9:32:05.222	<b>1:06.019</b>	21.186	25.715	19.118	94.8	88.9	
4	9:33:31.306	<b>1:03.495</b>	20.615	23.821	19.059	96.3	89.1	4	9:33:10.068	<b>1:04.846</b>	21.119	24.466	19.261	96.3	88.3	
5	9:34:34.518	<b>1:03.212</b>	20.516	23.710	18.986	95.7	88.5	5	9:34:14.757	<b>1:04.689</b>	21.002	24.494	19.193	96.3	<b>90.4</b>	
6	9:35:37.773	<b>1:03.255</b>	20.233	23.987	19.035	95.9	88.3	6	9:35:19.147	<b>1:04.390</b>	21.187	24.280	18.923	95.9	89.1	
7	9:36:40.408	<b>1:02.635</b>	20.285	23.614	18.736	95.9	89.4	7	9:36:22.566	<b>1:03.419</b>	20.392	24.163	18.864	<b>97.5</b>	90.2	
8	9:37:42.036	<b>1:01.628</b>	<b>19.953</b>	<b>22.978</b>	<b>18.697</b>	<b>97.8</b>	<b>90.8</b>	8	9:37:25.490	<b>1:02.924</b>	20.522	23.732	<b>18.670</b>	96.0	89.7	
9	9:38:45.102	<b>1:03.066</b>	20.299	24.006	18.761	97.7	90.1	9	9:38:28.002	<b>1:02.512</b>	<b>20.130</b>	<b>23.539</b>	18.843	96.1	90.3	
<b>(85) Mark BEATY</b>																
1	9:29:15.825			26.072	19.758	91.9	87.2	<b>(35) Neil SHENTON</b>								
2	9:30:22.234	<b>1:06.409</b>	21.906	24.770	19.733	94.0	88.1	1	9:30:32.264			27.439	20.619	89.2	89.6	
3	9:31:26.710	<b>1:04.476</b>	21.116	24.198	19.162	94.4	88.2	2	9:31:37.313	<b>1:05.049</b>	21.444	24.764	18.841	95.6	89.1	
4	9:32:31.490	<b>1:04.780</b>	21.481	24.108	19.191	96.0	<b>90.0</b>	3	9:32:41.371	<b>1:04.058</b>	20.984	24.105	18.969	96.8	<b>90.2</b>	
5	9:33:35.032	<b>1:03.542</b>	20.859	23.596	19.087	96.6	88.6	4	9:33:45.774	<b>1:04.403</b>	20.814	24.176	19.413	<b>97.3</b>	89.1	
6	9:34:38.065	<b>1:03.033</b>	20.667	23.529	18.837	96.3	87.4	5	9:34:54.774	<b>1:09.000</b>	21.400	28.473	19.127	87.3	88.8	
7	9:35:40.760	<b>1:02.695</b>	20.287	23.276	19.132	<b>98.7</b>	88.0	6	9:35:58.073	<b>1:03.299</b>	20.374	<b>23.435</b>	19.490	95.7	88.2	
8	9:36:43.795	<b>1:03.035</b>	20.303	23.757	18.975	97.0	88.4	7	9:37:01.102	<b>1:03.029</b>	<b>20.366</b>	23.930	18.733	95.5	88.0	
9	9:37:45.866	<b>1:02.071</b>	<b>20.079</b>	23.297	18.695	95.7	88.5	8	9:38:04.335	<b>1:03.233</b>	20.949	23.559	<b>18.725</b>	97.1	89.7	
10	9:38:47.525	<b>1:01.659</b>	20.405	<b>22.739</b>	<b>18.515</b>	96.3	88.5	<b>(305) Carlos PEREZ</b>								
<b>(2) David ALLAN</b>																
1	9:29:17.504			25.956	19.098	96.3	90.6	1	9:30:33.267			27.312	21.022	89.8	86.9	
2	9:30:22.923	<b>1:05.419</b>	21.497	24.843	19.079	97.5	90.4	2	9:31:41.460	<b>1:08.193</b>	22.431	26.355	19.407	90.6	89.1	
3	9:31:27.098	<b>1:04.175</b>	20.959	24.265	18.951	98.4	<b>91.7</b>	3	9:32:47.797	<b>1:06.337</b>	21.474	25.687	19.176	94.1	89.4	
4	9:32:31.186	<b>1:04.088</b>	21.292	24.058	18.738	<b>100.2</b>	90.7	4	9:33:52.029	<b>1:04.232</b>	20.860	24.169	19.203	<b>96.6</b>	87.4	
<b>(72) Glenn BURTENSHAW</b>																
1	9:29:39.166							5	9:34:56.078	<b>1:04.049</b>	20.769	24.212	19.068	94.5	<b>90.1</b>	
2	9:30:45.466	<b>1:06.300</b>	21.409	25.477	19.414	94.5	<b>89.8</b>	6	9:36:01.048	<b>1:04.970</b>	20.618	24.884	19.468	88.8	89.7	
<b>(9) Colin ATKINSON</b>																
1	9:29:17.098							7	9:37:05.788	<b>1:04.740</b>	20.591	25.088	19.061	94.1	89.5	
2	9:30:22.605	<b>1:05.507</b>	21.589	24.887	19.031	94.5	90.1	8	9:38:08.868	<b>1:03.080</b>	<b>20.475</b>	<b>23.922</b>	<b>18.683</b>	96.4	88.6	
3	9:31:26.863	<b>1:04.258</b>	21.007	24.188	19.063	97.7	90.7	<b>(27) Grant HUNTER</b>								
4	9:32:30.641	<b>1:03.778</b>	20.851	24.217	18.710	96.0	89.4	1	9:29:52.051			27.313	20.113	94.3	89.1	



# KMSC/SMRC Race meeting

## Scottish Legends Cars Championship

Knockhill 1.267 miles

### Familiarisation - Q6

14/09/2025 09:25

### Practice (10:00 Time) started at 9:28:01

Lap	Time of Day	Lap Tm	S1	S2	S3	S2Spd	SFSpd	Lap	Time of Day	Lap Tm	S1	S2	S3	S2Spd	SFSpd
3	9:31:49.893	<b>1:04.427</b>	20.976	24.328	19.123	95.5	89.6	4	9:32:55.555	<b>1:07.881</b>	21.961	25.575	20.345	96.3	89.5
2	9:32:55.339	<b>1:05.446</b>	20.670	25.278	19.498	<b>96.3</b>	88.6	5	9:34:01.893	<b>1:06.338</b>	21.711	25.121	19.506	96.0	90.0
4	9:33:59.623	<b>1:04.284</b>	20.783	24.352	19.149	95.9	88.3	6	9:35:07.171	<b>1:05.278</b>	21.074	24.669	19.535	<b>96.7</b>	90.3
5	9:35:03.008	<b>1:03.385</b>	<b>20.580</b>	<b>23.826</b>	<b>18.979</b>	95.3	88.9	7	9:36:13.074	<b>1:05.903</b>	21.073	25.193	19.637	95.5	90.1
6	9:36:34.782	<b>1:31.774</b>	23.220	33.778	34.776	44.1	29.0	8	9:37:19.666	<b>1:06.592</b>	21.336	25.593	19.663	95.2	90.1
								9	9:38:24.643	<b>1:04.977</b>	<b>20.964</b>	<b>24.625</b>	<b>19.388</b>	94.9	89.8

(97) Jamie BLAKE								(15) Elby CLARK							
1	9:30:29.349			26.562	21.152	93.9	88.4	1	9:29:20.073			26.426	19.539	95.5	90.8
2	9:31:36.052	<b>1:06.703</b>	22.051	24.951	19.701	95.9	<b>91.3</b>	2	9:30:28.831	<b>1:08.758</b>	23.342	25.581	19.835	94.9	89.6
3	9:32:40.505	<b>1:04.453</b>	21.224	24.121	<b>19.108</b>	<b>96.3</b>	89.4	3	9:31:34.921	<b>1:06.090</b>	21.492	25.200	19.398	95.6	89.4
4	9:33:44.990	<b>1:04.485</b>	20.914	24.299	19.272	94.9	87.6	4	9:32:39.943	<b>1:05.022</b>	21.135	24.856	<b>19.031</b>	95.2	90.9
5	9:34:48.521	<b>1:03.531</b>	20.587	23.757	19.187	95.6	88.8	5	9:33:45.374	<b>1:05.431</b>	21.138	24.886	19.407	97.4	<b>92.4</b>
6	9:35:52.090	<b>1:03.569</b>	20.883	<b>23.369</b>	19.317	94.1	87.6	6	9:34:54.533	<b>1:09.159</b>	<b>20.939</b>	<b>24.281</b>	23.939	<b>98.1</b>	28.4
7	9:37:07.973	<b>1:15.883</b>	<b>20.286</b>	33.024	22.573	73.5	81.0								
8	9:38:23.138	<b>1:15.165</b>	22.880	25.806	26.479	91.1	21.2								

(55) Stuart McANDREW								(100) Lee NAYLOR							
1	9:29:51.022			28.938	20.340	89.8	87.6	1	9:29:52.934			31.068	20.968	84.8	<b>87.0</b>
2	9:31:00.058	<b>1:09.036</b>	22.146	27.071	19.819	92.6	<b>89.5</b>	2	9:31:03.059	<b>1:10.125</b>	22.929	27.147	20.049	88.5	85.6
3	9:32:05.877	<b>1:05.819</b>	21.212	25.147	19.460	<b>96.3</b>	89.4	3	9:32:13.771	<b>1:10.712</b>	23.228	27.016	20.468	89.1	85.2
4	9:33:11.152	<b>1:05.275</b>	21.188	24.617	19.470	95.7	89.1	4	9:33:22.073	<b>1:08.302</b>	22.131	26.309	19.862	89.8	84.8
5	9:34:15.640	<b>1:04.488</b>	20.806	24.575	19.107	95.9	89.4	5	9:34:30.298	<b>1:08.225</b>	21.953	26.035	20.237	77.7	84.5
6	9:35:22.474	<b>1:06.834</b>	22.221	25.633	18.980	94.1	88.4	6	9:35:37.916	<b>1:07.618</b>	21.635	25.876	20.107	88.8	81.3
7	9:36:26.478	<b>1:04.004</b>	21.010	<b>23.927</b>	19.067	96.0	88.8	7	9:36:47.007	<b>1:09.091</b>	21.396	26.554	21.141	<b>90.2</b>	84.5
8	9:37:30.113	<b>1:03.635</b>	20.684	24.079	<b>18.872</b>	94.9	88.8	8	9:37:53.580	<b>1:06.573</b>	21.493	<b>25.368</b>	<b>19.712</b>	90.1	85.1
9	9:38:34.057	<b>1:03.944</b>	<b>20.513</b>	24.147	19.284	95.2	88.3	9	9:38:59.984	<b>1:06.404</b>	<b>21.020</b>	25.596	19.788	88.6	83.6

(733) Keith ATKINSON								(53) Stuart ROBERTSON							
1	9:29:28.158			28.086	21.790	89.1	<b>89.0</b>	1	9:29:27.932			27.636	20.920	91.6	89.2
2	9:30:38.436	<b>1:10.278</b>	23.365	26.696	20.217	<b>96.3</b>	88.5	2	9:30:38.408	<b>1:10.476</b>	23.245	26.763	20.468	<b>95.2</b>	88.5
3	9:31:46.140	<b>1:07.704</b>	22.864	25.433	19.407	93.2	87.6	3	9:31:46.081	<b>1:07.673</b>	22.186	26.013	<b>19.474</b>	94.0	87.3
4	9:32:53.301	<b>1:07.161</b>	22.241	25.516	19.404	96.0	88.8	4	9:32:53.764	<b>1:07.683</b>	21.878	25.768	20.037	92.9	<b>90.1</b>
5	9:33:58.180	<b>1:04.879</b>	21.222	24.303	19.354	95.3	88.4	5	9:34:03.859	<b>1:10.095</b>	<b>21.468</b>	<b>25.215</b>	23.412	94.4	31.4
6	9:35:01.900	<b>1:03.720</b>	<b>20.598</b>	<b>23.994</b>	19.128	94.7	88.2								
7	9:36:05.753	<b>1:03.853</b>	20.846	24.082	<b>18.925</b>	94.8	87.7								
8	9:37:52.304	<b>1:46.551</b>	26.403	42.946	37.202	50.9	26.9								

(51) Murray SCOTT								(17) Ronald WILKINSON							
1	9:29:41.580			29.486	20.551	89.2	86.7	1	9:29:34.344			28.714	20.717	88.5	84.5
2	9:30:49.985	<b>1:08.405</b>	22.670	26.025	19.710	94.0	89.7	2	9:30:46.729	<b>1:12.385</b>	23.093	27.123	22.169	87.0	86.1
3	9:31:56.660	<b>1:06.675</b>	21.865	25.313	19.497	<b>95.1</b>	89.7	3	9:31:55.438	<b>1:08.709</b>	22.495	25.799	20.415	84.6	
4	9:33:04.459	<b>1:07.799</b>	21.983	26.166	19.650	94.9	87.8	4	9:33:05.607	<b>1:10.169</b>	22.941	26.407	20.821	89.4	77.0
5	9:34:10.348	<b>1:05.889</b>	21.400	24.741	19.748	94.3	87.4	5	9:34:14.419	<b>1:08.812</b>	22.946	25.667	20.199	90.4	82.7
6	9:35:15.032	<b>1:04.684</b>	20.912	24.247	19.525	94.5	87.7	6	9:35:24.058	<b>1:09.639</b>	23.217	26.092	20.330	90.6	<b>86.5</b>
7	9:36:20.099	<b>1:05.067</b>	21.021	24.450	19.596	94.4	88.2	7	9:36:32.883	<b>1:08.825</b>	<b>22.097</b>	26.568	<b>20.160</b>	<b>93.7</b>	81.0
8	9:37:24.074	<b>1:03.975</b>	20.938	<b>24.141</b>	<b>18.896</b>	94.4	<b>90.0</b>	8	9:37:40.692	<b>1:07.809</b>	22.315	<b>24.950</b>	20.544	92.9	72.8
9	9:38:31.620	<b>1:07.546</b>	<b>20.539</b>	26.780	20.227	80.6	83.8	9	9:39:14.451	<b>1:33.759</b>	29.219	31.744	32.796	62.3	21.2

(555) Ewan ROBERTSON								(78) David HEADEN							
1	9:29:43.686			28.330	20.963	85.8	87.2	1	9:29:53.933			29.683	21.326	81.0	81.8
2	9:30:56.058	<b>1:12.372</b>	24.093	27.749	20.530	89.1	86.7	2	9:31:05.496	<b>1:11.563</b>	23.760	27.147	20.656	88.3	83.7
3	9:32:06.676	<b>1:10.618</b>	23.357	26.887	20.374	88.5	88.9	3	9:32:14.959	<b>1:09.463</b>	22.538	26.728	20.197	<b>92.1</b>	84.1
4	9:33:14.886	<b>1:08.210</b>	22.561	25.880	19.769	93.9	87.7	4	9:33:22.929	<b>1:07.970</b>	22.098	25.879	<b>19.993</b>	90.7	<b>84.9</b>
5	9:34:22.307	<b>1:07.421</b>	22.675	25.071	19.675	<b>95.3</b>	86.5	5	9:34:31.054	<b>1:08.125</b>	21.924	<b>25.623</b>	20.578	81.1	84.5
6	9:35:29.338	<b>1:07.031</b>	22.268	25.335	19.428	88.8	88.8	6	9:35:43.491	<b>1:12.437</b>	<b>21.872</b>	25.927	24.638	84.2	30.2
7	9:36:35.389	<b>1:06.051</b>	22.188	24.476	19.387	88.5									
8	9:37:40.627	<b>1:05.238</b>	21.662	24.250	19.326	<b>89.6</b>									
9	9:38:45.481	<b>1:04.854</b>	<b>21.476</b>	<b>24.163</b>	<b>19.215</b>	88.9									

(7) Christopher WALLACE							
1	9:29:40.573			29.280	23.255	78.8	78.7
2	9:30:52.337	<b>1:11.764</b>	23.796	27.278	20.690	90.4	85.1
3	9:32:01.127	<b>1:08.790</b>	22.035	25.836	20.919	90.1	86.6
4	9:33:11.052	<b>1:09.925</b>	21.996	26.648	21.281	84.9	85.5
5	9:34:17.480	<b>1:06.428</b>	21.723	25.100	19.605	<b>92.2</b>	<b>86.8</b>
6	9:35:24.468	<b>1:06.988</b>	21.139	25.410	20.439	89.7	82.7
7	9:36:32.874	<b>1:08.406</b>	22.283	25.639	20.484	91.8	84.2
8	9:37:39.086	<b>1:06.212</b>	21.718	24.950	19.544	92.1	85.3
9	9:38:44.056	<b>1:04.970</b>	<b>21.014</b>	<b>24.413</b>	<b>19.543</b>	92.2	84.6

(333) Bill READ							
1	9:29:27.312			28.105	21.383	88.0	89.5
2	9:30:39.402	<b>1:12.090</b>	23.204	26.734	22.152	92.4	87.4
3	9:31:47.674	<b>1:08.272</b>	22.518	25.785	19.969	96.0	<b>90.3</b>

Senior Clerk of the Course

Orbits

**Sig :** Steve Burns      **Time :**  
**Chief Timekeeper :** Ian Sharp (SMART Timing)  
**Results available at** [www.smart-timing.co.uk](http://www.smart-timing.co.uk) **and** [www.speedhive.com](http://www.speedhive.com)  
**Printed:** 14/09/2025 09:40:58





## KMSC/SMRC Race meeting

Sorted on best lap time

Scottish Classic Sports &amp; Saloon Championship

Knockhill 1.267 miles

Qualifying 7

14/09/2025 09:40

Practice (12:00 Time) started at 9:42:37

Pos	No.	Name	Make/Model	CC	Class	Laps	Best Tm	Diff	Best Speed	2nd Best
1	32	Alasdair COATES	MGB GT V8	3500	CE	10	58.396		78.102	58.566
2	13	Alastair BAPTIE	MGB GT V8	3500	CE	9	58.819	0.423	77.540	1:00.370
3	91	Craig HOUSTON	Lotus Excel	2174	CB	9	1:00.686	2.290	75.155	1:01.265
4	51	Ewan ANDERSON	MGB GT V8	3500	CE	8	1:01.127	2.731	74.613	1:01.848
5	62	Andrew KINMOND	TVR Vixen	2500	CB	9	1:01.345	2.949	74.347	1:01.607
6	88	Shonny PATERSON	Triumph TR8	4000	CE	9	1:02.392	3.996	73.100	1:02.680
7	63	John KINMOND	Austin Mini	998	CA	9	1:04.106	5.710	71.145	1:04.862
8	21	Jimmy CROW	Scimitar Coupe GT	3000	CG	6	1:04.243	5.847	70.994	1:04.258
9	71	Paul BOWERS	Fiat 128	1300	CA	8	1:06.590	8.194	68.491	1:06.614
10	11	Iain MITCHELL	Vauxhall Nova	1300	CA	8	1:06.769	8.373	68.308	1:08.495
11	666	Arron HUNTER	Ford Fiesta XR2	1600	XR	8	1:06.772	8.376	68.305	1:07.750
12	23	Sonny GRAY	Ford Fiesta XR2	1600	XR	7	1:07.133	8.737	67.937	1:07.285
13	25	Jim GRANT	Lotus Elan	1600	CI	9	1:07.701	9.305	67.367	1:08.033
14	67	Richard COOPER	Ginetta G15	1600	CA	8	1:07.788	9.392	67.281	1:09.119
15	77	Tony LEESE	Volkswagon Golf	1600	CB	8	1:09.064	10.668	66.038	1:09.151
16	5	Michael LONGSTAFFE	MG Midget	1380	CA	6	1:09.121	10.725	65.983	1:09.710

### Announcements

Car No.63 - Transponder stopped working after 1 Lap - Please fix before 1st Race

Senior Clerk of the Course

Orbits

Sig : Steve Burns

Time :

Chief Timekeeper : Ian Sharp (SMART Timing)

Results available at [www.smart-timing.co.uk](http://www.smart-timing.co.uk) and [www.speedhive.com](http://www.speedhive.com)

Printed: 14/09/2025 09:57:58

motor  
sport  
UKRACE  
WITH  
RESPECT



## KMSC/SMRC Race meeting

### Scottish Classic Sports & Saloon Championship

### Knockhill 1.267 miles

### Qualifying 7

### 14/09/2025 09:40

### Practice (12:00 Time) started at 9:42:37

Lap	Time of Day	Lap Tm	S1	S2	S3	S2Spd	SFSpd
<b>(32) Alasdair COATES</b>							
1	9:43:53.923			26.618	20.948	93.9	90.1
2	9:44:58.653	<b>1:04.730</b>	21.609	24.714	18.407	100.9	100.5
3	9:46:01.205	<b>1:02.552</b>	20.299	23.988	18.265	101.7	102.6
4	9:47:03.818	<b>1:02.613</b>	20.394	24.022	18.197	105.5	101.8
5	9:48:05.243	<b>1:01.425</b>	20.603	22.883	17.939	108.4	102.1
6	9:49:08.988	<b>1:03.745</b>	21.659	23.688	18.398	107.0	101.8
7	9:50:09.241	<b>1:00.253</b>	19.877	22.736	17.640	110.6	<b>103.7</b>
8	9:51:08.032	<b>58.791</b>	19.161	22.258	17.372	113.0	103.6
9	9:52:06.598	<b>58.566</b>	19.060	<b>22.250</b>	17.256	109.1	103.4
10	9:53:04.994	<b>58.396</b>	<b>19.000</b>	<b>22.346</b>	<b>17.050</b>	<b>114.3</b>	103.6

<b>(13) Alastair BAPTIE</b>							
1	9:44:38.810			30.490	25.136	62.8	67.0
2	9:45:53.596	<b>1:14.786</b>	26.240	26.623	21.923	77.2	78.5
3	9:47:01.754	<b>1:08.158</b>	24.380	24.398	19.380	95.7	88.8
4	9:48:07.751	<b>1:05.997</b>	23.639	23.510	18.848	100.0	92.4
5	9:49:10.060	<b>1:02.309</b>	20.184	23.276	18.849	99.4	<b>99.3</b>
6	9:50:10.430	<b>1:00.370</b>	19.850	22.702	17.818	103.9	98.8
7	9:51:10.846	<b>1:00.416</b>	19.437	22.761	18.218	103.6	94.1
8	9:52:12.190	<b>1:01.344</b>	19.741	23.966	17.637	<b>104.2</b>	98.7
9	9:53:11.009	<b>58.819</b>	<b>18.941</b>	<b>22.490</b>	<b>17.388</b>	102.9	98.1

<b>(91) Craig HOUSTON</b>							
1	9:44:22.213			31.296	23.251	72.0	76.0
2	9:45:34.406	<b>1:12.193</b>	24.302	26.962	20.929	83.7	91.4
3	9:46:39.271	<b>1:04.865</b>	21.498	24.289	19.078	100.8	91.8
4	9:47:42.832	<b>1:03.561</b>	20.683	23.483	19.395	102.9	91.4
5	9:48:46.150	<b>1:03.318</b>	20.863	23.652	18.803	102.1	92.2
6	9:49:48.332	<b>1:02.182</b>	20.336	23.312	18.534	103.2	92.4
7	9:50:49.647	<b>1:01.315</b>	20.079	22.913	<b>18.323</b>	103.4	92.4
8	9:51:50.912	<b>1:01.265</b>	19.933	22.865	18.467	<b>103.7</b>	<b>92.7</b>
9	9:52:51.598	<b>1:00.686</b>	<b>19.657</b>	<b>22.639</b>	18.390	103.7	92.1

<b>(51) Ewan ANDERSON</b>							
1	9:44:06.247			28.541	22.197	79.0	91.6
2	9:45:13.452	<b>1:07.205</b>	22.089	25.803	19.313	100.3	93.9
3	9:46:17.776	<b>1:04.324</b>	20.845	24.330	19.149	103.1	94.1
4	9:47:20.951	<b>1:03.175</b>	20.560	24.302	18.313	103.7	94.5
5	9:48:23.755	<b>1:02.804</b>	20.199	23.777	18.828	104.4	93.2
6	9:49:25.603	<b>1:01.848</b>	20.006	23.350	18.492	95.9	<b>96.0</b>
7	9:50:26.730	<b>1:01.127</b>	<b>19.828</b>	<b>23.233</b>	<b>18.066</b>	<b>104.7</b>	92.8
8	9:51:45.362	<b>1:18.632</b>	21.603	29.245	27.784	72.4	23.8

<b>(62) Andrew KINMOND</b>							
1	9:44:25.438			30.517	22.821	69.6	92.1
2	9:45:35.390	<b>1:09.952</b>	22.856	26.003	21.093	89.6	92.1
3	9:46:42.974	<b>1:07.584</b>	23.006	25.447	19.131	97.8	<b>92.7</b>
4	9:47:46.434	<b>1:03.460</b>	20.896	23.964	18.600	97.5	92.6
5	9:48:51.040	<b>1:04.606</b>	20.870	24.372	19.364	100.2	92.3
6	9:49:52.848	<b>1:01.808</b>	20.208	23.450	18.150	99.3	91.7
7	9:50:54.880	<b>1:02.032</b>	20.420	23.255	18.357	99.9	91.8
8	9:51:56.487	<b>1:01.607</b>	<b>20.063</b>	23.477	18.067	101.1	92.6
9	9:52:57.832	<b>1:01.345</b>	20.331	<b>23.139</b>	<b>17.875</b>	<b>101.5</b>	92.4

<b>(88) Shonny PATERSON</b>							
1	9:44:41.820			28.675	23.689	82.4	74.8
2	9:45:54.917	<b>1:13.097</b>	25.626	26.892	20.579	94.5	85.7
3	9:47:00.423	<b>1:05.506</b>	22.037	24.592	18.877	102.5	98.3
4	9:48:04.251	<b>1:03.828</b>	21.298	23.785	18.745	105.2	98.3
5	9:49:10.086	<b>1:05.835</b>	22.125	24.242	19.468	98.8	92.8
6	9:50:14.032	<b>1:03.946</b>	21.501	23.748	18.697	105.5	99.1
7	9:51:18.369	<b>1:04.337</b>	21.164	24.246	18.927	102.6	99.9
8	9:52:21.049	<b>1:02.680</b>	21.055	<b>23.289</b>	<b>18.336</b>	102.6	<b>100.0</b>
9	9:53:23.441	<b>1:02.392</b>	<b>20.528</b>	23.471	18.393	<b>106.7</b>	98.5

<b>(63) John KINMOND</b>							
1	9:44:28.488			<b>28.385</b>	22.268	82.6	
2	9:45:38.205	<b>1:09.717</b>					
3	9:46:44.159	<b>1:05.954</b>		19.632			
4	9:47:49.200	<b>1:05.041</b>					
5	9:48:54.062	<b>1:04.862</b>					
6	9:50:00.362	<b>1:06.300</b>					

Lap	Time of Day	Lap Tm	S1	S2	S3	S2Spd	SFSpd
7	9:51:08.103	<b>1:07.741</b>			20.247		
8	9:52:13.476	<b>1:05.373</b>	<b>21.254</b>				
9	9:53:17.582	<b>1:04.106</b>		1:28.895	<b>19.330</b>	90.8	76.5
<b>(21) Jimmy CROW</b>							
1	9:43:55.477			27.335	20.492	87.7	86.4
2	9:45:01.811	<b>1:06.334</b>	22.148	25.251	18.935	94.1	90.6
3	9:46:06.202	<b>1:04.391</b>	20.880	24.660	<b>18.851</b>	95.7	<b>91.1</b>
4	9:47:10.460	<b>1:04.258</b>	20.732	<b>24.594</b>	18.932	<b>96.8</b>	89.4
5	9:48:14.703	<b>1:04.243</b>	<b>20.676</b>	24.688	18.879	95.9	86.8
6	9:49:33.972	<b>1:19.269</b>	21.857	29.555	27.857	64.2	28.8

<b>(71) Paul BOWERS</b>							
1	9:44:27.876			28.928	22.741	78.7	76.9
2	9:45:39.154	<b>1:11.278</b>	23.421	26.668	21.189	82.4	80.8
3	9:46:48.119	<b>1:08.965</b>	22.667	25.970	20.328	83.8	80.5
4	9:47:55.150	<b>1:07.031</b>	21.754	24.871	20.406	<b>89.7</b>	80.1
5	9:49:02.555	<b>1:07.405</b>	22.181	25.261	19.963	88.0	80.2
6	9:50:09.145	<b>1:06.590</b>	21.848	24.885	19.857	88.4	80.6
7	9:51:15.759	<b>1:06.614</b>	22.092	<b>24.750</b>	<b>19.772</b>	88.9	80.3
8	9:52:23.117	<b>1:07.358</b>	21.658	25.175	20.525	85.7	<b>81.2</b>

<b>(11) Iain MITCHELL</b>							
1	9:44:21.503			31.506	23.264	71.5	73.1
2	9:45:34.092	<b>1:12.589</b>	24.271	27.323	20.995	83.5	75.8
3	9:46:45.120	<b>1:11.028</b>	23.423	26.596	21.009	83.3	77.8
4	9:47:54.027	<b>1:08.907</b>	22.625	26.058	20.224	84.5	77.0
5	9:49:03.801	<b>1:09.774</b>	22.710	26.081	20.983	76.0	78.4
6	9:50:12.296	<b>1:08.495</b>	22.545	25.525	20.425	85.7	78.4
7	9:51:20.888	<b>1:08.592</b>	22.434	25.948	20.210	86.3	<b>78.6</b>
8	9:52:27.657	<b>1:06.769</b>	21.938	<b>24.793</b>	<b>20.038</b>	<b>86.8</b>	78.1

<b>(666) Arron HUNTER</b>							
1	9:44:25.344			29.912	25.127	70.7	72.0
2	9:45:37.475	<b>1:12.131</b>	24.008	26.715	21.408	84.7	74.7
3	9:46:47.003	<b>1:09.528</b>	22.879	25.879	20.770	86.0	74.2
4	9:47:54.753	<b>1:07.750</b>	21.927	25.251	20.572	87.2	75.5
5	9:49:03.698	<b>1:08.945</b>	22.904	25.358	20.683	86.9	74.0
6	9:50:13.313	<b>1:09.615</b>	22.963	25.483	21.169	87.3	76.3
7	9:51:21.748	<b>1:08.435</b>	22.257	25.387	20.791	<b>88.5</b>	<b>76.7</b>
8	9:52:28.520	<b>1:06.772</b>	21.650	<b>24.625</b>	<b>20.497</b>	88.2	75.7

<b>(23) Sonny GRAY</b>							
1	9:44:45.110			31.727	24.438		70.9
2	9:46:00.083	<b>1:14.973</b>	24.929	28.031	22.013		72.2
3	9:47:11.631	<b>1:11.548</b>	23.824	<b>26.656</b>	<b>21.068</b>		76.0
4	9:48:20.422	<b>1:08.791</b>	22.604				76.0
5	9:49:27.707	<b>1:07.285</b>	<b>22.030</b>				<b>77.5</b>
6	9:50:34.840	<b>1:07.133</b>	22.072				75.1
7	9:51:59.494	<b>1:24.654</b>	23.764	29.116	31.774		13.0

<b>(25) Jim GRANT</b>							
1	9:44:06.513			31.710	23.197	76.7	73.3
2	9:45:20.844	<b>1:14.331</b>	24.668	28.505	21.158	85.2	77.5
3	9:46:32.501	<b>1:11.657</b>	23.619	27.031	21.007	88.8	81.0
4	9:47:42.248	<b>1:09.747</b>	22.771	26.525	20.451	90.3	80.4
5	9:48:51.237	<b>1:08.989</b>	22.891	25.680	20.418	92.1	81.3
6	9:49:59.748	<b>1:08.511</b>	22.589	25.797			



## KMSC/SMRC Race meeting

Scottish Classic Sports & Saloon Championship

Knockhill 1.267 miles

Qualifying 7

14/09/2025 09:40

Practice (12:00 Time) started at 9:42:37

Lap	Time of Day	Lap Tm	S1	S2	S3	S2Spd	SFSpd	Lap	Time of Day	Lap Tm	S1	S2	S3	S2Spd	SFSpd
2	9:45:23.672	<b>1:12.303</b>	24.390	27.242	20.671	83.5	73.9								
3	9:46:33.591	<b>1:09.919</b>	22.824	26.070	21.025	84.8	73.7								
4	9:47:43.507	<b>1:09.916</b>	22.862	26.306	20.748	84.8	74.2								
5	9:48:52.955	<b>1:09.448</b>	22.581	<b>25.691</b>	21.176	85.7	73.2								
6	9:50:02.509	<b>1:09.554</b>	22.209	26.534	20.811	84.4	72.8								
7	9:51:11.660	<b>1:09.151</b>	22.635	26.110	20.406	<b>85.8</b>	<b>75.1</b>								
8	9:52:20.724	<b>1:09.064</b>	<b>22.105</b>	26.588	<b>20.371</b>	83.7	73.7								

(5) Michael LONGSTAFFE

1	9:44:39.739			29.903	24.086	65.7	69.8
2	9:45:56.165	<b>1:16.426</b>	26.062	28.149	22.215	78.0	78.7
3	9:47:07.058	<b>1:10.893</b>	23.086	27.139	20.668	85.3	80.1
4	9:48:16.768	<b>1:09.710</b>	22.238	26.869	20.603	85.1	80.3
5	9:49:25.889	<b>1:09.121</b>	<b>22.106</b>	<b>26.688</b>	<b>20.327</b>	<b>86.5</b>	<b>80.5</b>
6	9:50:43.444	<b>1:17.555</b>	22.223	27.948	27.384	81.4	27.7

Senior Clerk of the Course

Orbits

Sig : Steve Burns

Time :

Chief Timekeeper : Ian Sharp (SMART Timing)

Results available at [www.smart-timing.co.uk](http://www.smart-timing.co.uk) and [www.speedhive.com](http://www.speedhive.com)

Printed: 14/09/2025 09:58:17



motor sport UK



RACE WITH RESPECT



## KMSC/SMRC Race meeting


Scottish Classic Sports & Saloon Championship

Knockhill 1.267 miles

Race 12 - 1st Race

14/09/2025 13:40

Race (12 Laps)



POLE POSITION

Rank	Driver Name	Time	Rank
2	13 Alastair BAPTIE	58.819	1
4	51 Ewan ANDERSON	1:01.127	2
6	88 Shonny PATERSON	1:02.392	3
8	21 Jimmy CROW	1:04.243	4
10	11 Iain MITCHELL	1:06.769	5
12	23 Sonny GRAY	1:07.133	6
14	67 Richard COOPER	1:07.788	7
16	5 Michael LONGSTAFFE	1:09.121	8
	32 Alasdair COATES	58.396	1
	91 Craig HOUSTON	1:00.686	2
	62 Andrew KINMOND	1:01.345	3
	63 John KINMOND	1:04.106	4
	71 Paul BOWERS	1:06.590	5
	666 Arron HUNTER	1:06.772	6
	25 Jim GRANT	1:07.701	7
	77 Tony LEESE	1:09.064	8

Senior Clerk of the Course Orbits

Sig : Steve Burns      Time :  
Chief Timekeeper : Ian Sharp (SMART Timing)  
Results available at [www.smart-timing.co.uk](http://www.smart-timing.co.uk) and [www.speedhive.com](http://www.speedhive.com)





Bulletin No. \_\_\_\_\_

**KMSC/SMRC Race meeting****Sorted on Laps**

Scottish Fiesta ST Cup

Knockhill 1.267 miles

Race 6 - 1st Race

14/09/2025 10:00

Race (12 Laps) started at 10:09:05

Pos	No.	Name	Make/Model	CC	Class	Laps	Total Tm	Diff	Best Tm	In Lap	2nd Best
1	99	Jamie DICKIE	Ford Fiesta ST	2000	ST	12	12:29.746		1:01.751	3	1:01.949
2	1	Gerry HENDRY	Ford Fiesta ST	2000	ST	12	12:30.468	0.722	1:01.546	12	1:01.620
3	52	Dave COLVILLE	Ford Fiesta ST	2000	ST	12	12:31.313	1.567	1:01.633	11	1:01.840
4	35	Andrew MACKIE	Ford Fiesta ST	2000	ST	12	12:37.284	7.538	1:02.115	4	1:02.301
5	30	Michael GORDON	Ford Fiesta ST	2000	ST	12	12:45.991	16.245	1:02.716	7	1:02.814
6	17	Angus ROSS	Ford Fiesta ST	2000	STN	12	12:46.505	16.759	1:02.756	10	1:02.881
7	24	Lachan MacLACHLAN	Ford Fiesta ST	2000	STCN	12	12:52.055	22.309	1:03.302	5	1:03.307
8	23	Lucy HALES-MAVER	Ford Fiesta ST	2000	ST	12	12:56.320	26.574	1:03.376	5	1:03.688
9	79	Calum BRUCE	Ford Fiesta ST	2000	ST	12	12:58.965	29.219	1:03.648	11	1:03.691

**Margin of Victory****Avg. Speed****Best Lap Tm****Best Speed****Best Lap by**

0.722

72.998

1:01.546

74.105

1 - Gerry HENDRY

**Senior Clerk of the Course****Orbits**

Sig : Steve Burns

Time :

Chief Timekeeper : Ian Sharp (SMART Timing)

Results available at [www.smart-timing.co.uk](http://www.smart-timing.co.uk) and [www.speedhive.com](http://www.speedhive.com)

Printed: 14/09/2025 10:23:11

motor  
sport  
UK**RACE  
WITH  
RESPECT**



# KMSC/SMRC Race meeting

## Scottish Fiesta ST Cup

Knockhill 1.267 miles

### Race 6 - 1st Race

14/09/2025 10:00

### Race (12 Laps) started at 10:09:05

Lap	Time of Day	Lap Tm	S1	S2	S3	S2Spd	SFSpd
<b>(99) Jamie DICKIE</b>							
1	10:10:12.545			23.598	19.172	88.1	79.9
2	10:11:14.800	<b>1:02.255</b>	19.915	23.283	19.057	<b>88.5</b>	<b>80.4</b>
3	10:12:16.551	<b>1:01.751</b>	19.756	23.180	<b>18.815</b>	88.2	79.9
4	10:13:18.538	<b>1:01.987</b>	<b>19.730</b>	23.140	19.117	88.2	80.3
5	10:14:20.684	<b>1:02.146</b>	20.106	<b>23.063</b>	18.977	88.5	79.7
6	10:15:23.022	<b>1:02.338</b>	19.799	23.582	18.957	88.5	79.6
7	10:16:25.047	<b>1:02.025</b>	19.771	23.261	18.993	88.0	79.4
8	10:17:27.262	<b>1:02.215</b>	19.751	23.520	18.944	88.0	79.2
9	10:18:29.215	<b>1:01.953</b>	19.746	23.174	19.033	88.3	79.6
10	10:19:31.164	<b>1:01.949</b>	19.788	23.201	18.960	88.2	79.3
11	10:20:33.237	<b>1:02.073</b>	19.875	23.214	18.984	88.3	79.5
12	10:21:35.230	<b>1:01.993</b>	19.824	23.173	18.996	88.2	79.1

<b>(1) Gerry HENDRY</b>							
1	10:10:12.917			23.590	19.031	90.4	81.4
2	10:11:15.247	<b>1:02.330</b>	20.276	23.166	18.888	91.1	81.7
3	10:12:17.016	<b>1:01.769</b>	19.805	23.137	18.827	91.4	81.3
4	10:13:18.759	<b>1:01.743</b>	19.767	<b>23.026</b>	18.950	91.4	82.1
5	10:14:23.073	<b>1:04.314</b>	20.320	24.830	19.164	89.4	<b>82.4</b>
6	10:15:25.193	<b>1:02.120</b>	20.212	23.184	18.724	91.4	81.2
7	10:16:27.262	<b>1:02.069</b>	19.751	23.431	18.887	89.7	81.6
8	10:17:29.140	<b>1:01.878</b>	19.793	23.216	18.869	<b>91.7</b>	81.3
9	10:18:30.951	<b>1:01.811</b>	19.715	23.288	18.808		81.3
10	10:19:32.786	<b>1:01.835</b>	19.701	23.310	18.824	89.6	81.2
11	10:20:34.406	<b>1:01.620</b>	19.716	23.219	18.685	91.7	81.6
12	10:21:35.952	<b>1:01.546</b>	<b>19.690</b>	23.179	<b>18.677</b>	91.2	81.6

<b>(52) Dave COLVILLE</b>							
1	10:10:13.928			23.842	18.895	90.2	80.5
2	10:11:16.158	<b>1:02.230</b>	20.282	23.044	18.904	<b>90.9</b>	80.6
3	10:12:18.462	<b>1:02.304</b>	20.391	23.200	18.713	90.6	80.6
4	10:13:20.621	<b>1:02.159</b>	20.088	23.220	18.851	90.2	80.1
5	10:14:23.059	<b>1:02.438</b>	19.992	23.449	18.997	90.2	79.1
6	10:15:25.701	<b>1:02.642</b>	20.640	23.102	18.900	90.8	80.2
7	10:16:27.703	<b>1:02.002</b>	20.075	<b>23.031</b>	18.896	90.8	80.4
8	10:17:29.625	<b>1:01.922</b>	19.963	23.188	18.771	90.2	80.8
9	10:18:31.465	<b>1:01.840</b>	<b>19.775</b>	23.228	18.837	90.0	80.5
10	10:19:33.310	<b>1:01.845</b>	19.913	23.103	18.829		<b>81.1</b>
11	10:20:34.943	<b>1:01.633</b>	19.809	23.112	<b>18.712</b>	90.3	80.5
12	10:21:36.797	<b>1:01.854</b>	19.887	23.182	18.785		79.6

<b>(35) Andrew MACKIE</b>							
1	10:10:14.281			23.968	18.960	91.4	<b>82.3</b>
2	10:11:16.582	<b>1:02.301</b>	20.247	23.432	18.622	<b>91.7</b>	81.7
3	10:12:18.972	<b>1:02.390</b>	20.393	23.398	<b>18.599</b>	91.1	81.2
4	10:13:21.087	<b>1:02.115</b>	<b>19.986</b>	<b>23.370</b>	18.759	90.9	80.3
5	10:14:23.673	<b>1:02.586</b>	20.038	23.518	19.030	89.6	79.4
6	10:15:26.207	<b>1:02.534</b>	20.317	23.429	18.788	90.2	79.7
7	10:16:28.551	<b>1:02.344</b>	20.051	23.370	18.923	89.5	79.2
8	10:17:31.336	<b>1:02.785</b>	20.198	23.490	19.097	89.4	79.1
9	10:18:33.952	<b>1:02.616</b>	20.182	23.480	18.954	89.7	79.3
10	10:19:36.763	<b>1:02.811</b>	20.156	23.633	19.022	89.4	79.3
11	10:20:39.343	<b>1:02.580</b>	20.096	23.463	19.021	89.8	79.6
12	10:21:42.768	<b>1:03.425</b>	20.327	23.906	19.192	88.8	79.3

<b>(30) Michael GORDON</b>							
1	10:10:16.082			24.486	19.685	89.5	<b>80.4</b>
2	10:11:20.180	<b>1:04.098</b>	20.833	23.887	19.378	89.4	79.6
3	10:12:23.179	<b>1:02.999</b>	20.389	23.478	19.132	<b>90.2</b>	79.4
4	10:13:26.053	<b>1:02.874</b>	20.319	23.524	19.031		79.6
5	10:14:28.867	<b>1:02.814</b>	20.285	23.533	<b>18.996</b>	89.0	79.5
6	10:15:32.088	<b>1:03.221</b>	20.353	23.839	19.029		79.0
7	10:16:34.804	<b>1:02.716</b>	20.241	23.477	18.998	88.6	79.1
8	10:17:37.923	<b>1:03.119</b>	20.446	23.634	19.039	88.2	79.6
9	10:18:40.766	<b>1:02.843</b>	20.314	<b>23.457</b>	19.072		79.3
10	10:19:44.253	<b>1:03.487</b>	<b>20.175</b>	23.768	19.544	88.4	78.6
11	10:20:47.902	<b>1:03.649</b>	20.378	23.954	19.317	87.3	79.1
12	10:21:51.475	<b>1:03.573</b>	20.655	23.650	19.268	88.6	78.7

<b>(17) Angus ROSS</b>							
1	10:10:15.765			24.329	19.838	<b>89.8</b>	79.1
2	10:11:20.465	<b>1:04.700</b>	20.801	23.976	19.923	89.1	79.0

Lap	Time of Day	Lap Tm	S1	S2	S3	S2Spd	SFSpd
3	10:12:24.331	<b>1:03.866</b>	20.713	23.746	19.407	89.0	79.1
4	10:13:27.448	<b>1:03.117</b>	20.385	23.533	19.199	89.1	<b>79.4</b>
5	10:14:30.373	<b>1:02.925</b>	20.203	23.429	19.293	88.8	79.2
6	10:15:33.578	<b>1:03.205</b>	20.397	23.675	19.133	89.0	79.1
7	10:16:36.708	<b>1:03.130</b>	20.253	23.546	19.331	89.0	78.8
8	10:17:39.698	<b>1:02.990</b>	20.200	23.504	19.286	88.5	78.7
9	10:18:42.579	<b>1:02.881</b>	20.194	23.527	19.160	89.0	79.0
10	10:19:45.335	<b>1:02.756</b>	20.207	23.514	<b>19.035</b>	89.5	79.0
11	10:20:48.256	<b>1:02.921</b>	<b>20.178</b>	<b>23.428</b>	19.315	89.1	78.6
12	10:21:51.989	<b>1:03.733</b>	20.474	24.016	19.243	89.6	78.2

<b>(24) Lachan MacLACHLAN</b>							
1	10:10:17.549			25.062	19.397	88.6	79.9
2	10:11:22.071	<b>1:04.522</b>	21.244	24.020	19.258	89.5	80.3
3	10:12:25.692	<b>1:03.621</b>	20.614	23.768	<b>19.239</b>	89.1	<b>80.5</b>
4	10:13:29.402	<b>1:03.710</b>	20.523	23.946	19.241	89.5	80.5
5	10:14:32.704	<b>1:03.302</b>	20.487	<b>23.571</b>	19.244	<b>89.8</b>	79.0
6	10:15:36.407	<b>1:03.703</b>	20.483	23.666	19.554	86.4	79.9
7	10:16:40.831	<b>1:04.424</b>	21.588	23.571	19.265		80.1
8	10:17:44.138	<b>1:03.307</b>	20.338	23.587	19.382		79.3
9	10:18:47.474	<b>1:03.336</b>	<b>20.300</b>	23.632	19.404		79.6
10	10:19:50.837	<b>1:03.363</b>	20.405	23.636	19.322		78.7
11	10:20:54.232	<b>1:03.395</b>	20.494	23.598	19.303		79.0
12	10:21:57.539	<b>1:03.307</b>	20.395	23.572	19.340		79.5

<b>(23) Lucy HALES-MAVER</b>							
1	10:10:16.858			24.935	19.264	88.0	<b>80.2</b>
2	10:11:21.012	<b>1:04.154</b>	20.868	23.852	19.434	<b>88.9</b>	79.4
3	10:12:24.905	<b>1:03.893</b>	20.821	23.978	19.094	88.5	79.8
4	10:13:28.614	<b>1:03.709</b>	20.675	23.968	<b>19.066</b>	88.1	79.7
5	10:14:31.990	<b>1:03.576</b>	<b>20.616</b>	<b>23.659</b>	19.101	88.5	79.0
6	10:15:36.310	<b>1:04.320</b>	20.669	24.001	19.650	87.5	76.0
7	10:16:41.687	<b>1:05.377</b>	22.197	23.947	19.233	88.6	78.8
8	10:17:45.765	<b>1:04.078</b>	20.749	23.983	19.346	87.4	78.8
9	10:18:49.721	<b>1:03.956</b>	20.701	23.770	19.485	87.8	78.6
10	10:19:53.688	<b>1:03.967</b>	20.719	24.002	19.246	87.3	78.7
11	10:20:57.376	<b>1:03.688</b>	20.622	23.906	19.160	87.4	79.0
12	10:22:01.804	<b>1:04.428</b>	20.761	24.206	19.461	86.8	78.7

<b>(79) Calum BRUCE</b>							
1	10:10:19.084			25.544	19.541	86.9	78.5
2	10:11:24.023	<b>1:04.939</b>	21.407	24.355	19.177	88.6	<b>80.0</b>
3	10:12:28.257	<b>1:04.234</b>	21.137	23.887	19.210	<b>89.5</b>	79.2
4	10:13:32.850	<b>1:04.593</b>	20.923	24.533	19.137	88.9	79.6
5	10:14:37.330	<b>1:04.480</b>	20.916	24.361	19.203	89.0	79.3
6	10:15:41.215	<b>1:03.885</b>	20.622	24.146	19.117	89.1	80.0
7	10:16:45.053	<b>1:03.838</b>	20.786	24.085	<b>18.967</b>	89.5	79.6
8	10:17:49.016	<b>1:03.963</b>	20.868	24.042	19.053	89.5	79.6
9	10:18:53.104	<b>1:04.088</b>	20.671	23.887	19.530	89.1	76.3
10	10:19:57.110	<b>1:04.006</b>	20.676	24.146	19.184	89.0	79.3
11	10:21:00.758	<b>1:03.648</b>	<b>20.449</b>	23.951	19.248	89.0	79.5
12	10:22:04.449	<b>1:03.691</b>	20.656	<b>23.839</b>	19.196	89.5	77.5

Senior Clerk of the Course

Sig : Steve Burns

Time :

Chief Timekeeper : Ian Sharp (SMART Timing)

Results available at [www.smart-timing.co.uk](http://www.smart-timing.co.uk) and [www.speedhive.com](http://www.speedhive.com)

Printed: 14/09/2025 10:23:28

Orbits





Bulletin No. \_\_\_\_\_

# KMSC/SMRC Race meeting

# Lapchart

Scottish Fiesta ST Cup

Knockhill 1.267 miles

Race 6 - 1st Race

14/09/2025 10:00

Race (12 Laps) started at 10:09:05

Competitors	Laps											
	1	2	3	4	5	6	7	8	9	10	11	12
Jamie DICKIE (99)	1	99	99	99	99	99	99	99	99	99	99	99
Gerry HENDRY (1)	2	1	1	1	1	52	1	1	1	1	1	1
Dave COLVILLE (52)	3	52	52	52	52	1	52	52	52	52	52	52
Andrew MACKIE (35)	4	35	35	35	35	35	35	35	35	35	35	35
Angus ROSS (17)	5	17	30	30	30	30	30	30	30	30	30	30
Michael GORDON (30)	6	30	17	17	17	17	17	17	17	17	17	17
Lucy HALES-MAVER (23)	7	23	23	23	23	23	23	24	24	24	24	24
Lachan MacLACHLAN (24)	8	24	24	24	24	24	23	23	23	23	23	23
Calum BRUCE (79)	9	79	79	79	79	79	79	79	79	79	79	79

Senior Clerk of the Course

Orbits

Sig : Steve Burns

Time :

Chief Timekeeper : Ian Sharp (SMART Timing)

Results available at [www.smart-timing.co.uk](http://www.smart-timing.co.uk) and [www.speedhive.com](http://www.speedhive.com)

Printed: 14/09/2025 10:23:49





Bulletin No. \_\_\_\_\_

# KMSC/SMRC Race meeting

<p>Scottish Fiesta ST Cup</p> <p>Race 11 - 2nd Race</p> <p>Race (12 Laps)</p>	<p>Knockhill 1.267 miles</p> <p>14/09/2025 13:15</p>
---	--



POLE POSITION

**2**

**1** Gerry HENDRY

**4**

**35** Andrew MACKIE

**6**

**17** Angus ROSS

**8**

**23** Lucy HALES-MAVER

**1**

**99** Jamie DICKIE

**3**

**52** Dave COLVILLE

**5**

**30** Michael GORDON

**7**

**24** Lachan MacLACHLAN

**9**

**79** Calum BRUCE

1  
2  
3  
4  
5

Senior Clerk of the Course Orbits

Sig : Steve Burns      Time :

Chief Timekeeper : Ian Sharp (SMART Timing)

Results available at [www.smart-timing.co.uk](http://www.smart-timing.co.uk) and [www.speedhive.com](http://www.speedhive.com)

Printed: 14/09/2025 10:25:04





Bulletin No. \_\_\_\_\_

**KMSC/SMRC Race meeting****Sorted on Laps**

Scottish C1 Cup

Knockhill 1.267 miles

Race 7 - 1st Race

14/09/2025 10:25

Race (10 Laps) started at 10:29:24

Pos	No.	Name	Make/Model	CC	Class	Laps	Total Tm	Diff	Best Tm	In Lap	2nd Best
1	24	Ayden WILSON	Citroen C1	1000	C1	10	11:46.231		1:09.958	10	1:09.973
2	18	Gregor McPHADEN	Citroen C1	1000	C1N	10	11:47.201	0.970	1:09.659	9	1:09.684
3	27	James HITCHEN	Citroen C1	1000	C1	10	11:48.571	2.340	1:09.741	8	1:09.829
4	77	James McCracken	Citroen C1	1000	C1	10	11:49.775	3.544	1:09.734	10	1:09.832
5	117	Marc NISBET	Citroen C1	1000	C1	10	11:50.861	4.630	1:09.706	9	1:10.072
6	8	Henry GILLIESPIE	Citroen C1	1000	C1	10	11:51.166	4.935	1:09.545	9	1:09.969
7	9	Matthew BALDIE	Citroen C1	1000	Gue	10	12:00.278	14.047	1:10.968	3	1:10.991
8	59	Liam KELSO	Citroen C1	1000	C1N	10	12:02.757	16.526	1:11.255	9	1:11.282
9	560	Joshua GILDING	Citroen C1	1000	Gue	10	12:10.534	24.303	1:11.680	7	1:11.847
10	6	Kenneth DOCK	Citroen C1	1000	C1	10	12:13.484	27.253	1:12.089	6	1:12.432
11	21	Sam MILNE	Citroen C1	1000	C1N	10	12:20.228	33.997	1:12.755	5	1:13.058
12	44	Peter EDIE	Citroen C1	1000	C1N	10	12:29.439	43.208	1:13.689	10	1:13.701
13	79	Glenn ALCOCK	Citroen C1	1000	Gue	10	12:50.045	1:03.814	1:15.296	7	1:15.719

**Announcements**

New Track Record (1:09.659) for SMRC Citroen C1 Cup (N) by Gregor McPHADEN.

New Track Record (1:09.545) for SMRC Citroen C1 Cup by Henry GILLIESPIE.

Margin of Victory	Avg. Speed	Best Lap Tm	Best Speed	Best Lap by
0.970	64.580	1:09.545	65.581	8 - Henry GILLIESPIE

Senior Clerk of the Course

Orbits

Sig : Steve Burns

Time :

Chief Timekeeper : Ian Sharp (SMART Timing)

Results available at [www.smart-timing.co.uk](http://www.smart-timing.co.uk) and [www.speedhive.com](http://www.speedhive.com)

Printed: 14/09/2025 10:43:32

motor  
sport  
UKRACE  
WITH  
RESPECT

**KMSC/SMRC Race meeting**

Scottish C1 Cup

Knockhill 1.267 miles

Race 7 - 1st Race

14/09/2025 10:25

Race (10 Laps) started at 10:29:24

Lap	Time of Day	Lap Tm	S1	S2	S3	S2Spd	SFSpd	Lap	Time of Day	Lap Tm	S1	S2	S3	S2Spd	SFSpd
<b>(24) Ayden WILSON</b>								<b>(59) Liam KELSO</b>							
1	10:30:38.890			26.118	22.126	73.7	63.8	1	10:30:41.994			26.123	22.935	76.0	63.1
2	10:31:49.619	<b>1:10.729</b>	22.841	25.925	21.963	74.6	<b>65.3</b>	2	10:31:54.583	<b>1:12.589</b>	23.161	27.131	22.297	73.2	64.3
3	10:32:59.592	<b>1:09.973</b>	<b>22.103</b>	25.898	21.972	74.5	64.3	3	10:33:05.551	<b>1:10.968</b>	22.764	26.085	22.119	75.0	<b>64.5</b>
4	10:34:09.918	<b>1:10.326</b>	22.620	25.747	21.959	74.4	64.3	4	10:34:16.542	<b>1:10.991</b>	22.813	<b>26.065</b>	<b>22.113</b>	74.9	64.2
5	10:35:20.237	<b>1:10.319</b>	22.505	25.890	21.924	74.2	64.7	5	10:35:27.588	<b>1:11.046</b>	<b>22.728</b>	26.096	22.222	74.6	63.9
6	10:36:30.523	<b>1:10.286</b>	22.422	25.878	21.986	74.4	64.5	6	10:36:38.802	<b>1:11.214</b>	22.812	26.250	22.152	74.2	64.0
7	10:37:40.519	<b>1:09.996</b>	22.351	25.790	21.855	74.5	64.5	7	10:37:50.921	<b>1:12.119</b>	23.179	26.547	22.393	74.2	63.9
8	10:38:50.677	<b>1:10.158</b>	22.410	25.887	21.861	74.5	64.5	8	10:39:02.207	<b>1:11.286</b>	22.853	26.175	22.258	74.7	63.8
9	10:40:00.882	<b>1:10.205</b>	22.347	<b>26.023</b>	<b>21.835</b>	74.8	64.5	9	10:40:13.506	<b>1:11.299</b>	22.914	26.138	22.247	74.1	63.7
10	10:41:10.840	<b>1:09.958</b>	22.359	<b>25.736</b>	21.863	<b>74.9</b>	64.3	10	10:41:24.887	<b>1:11.381</b>	22.915	26.233	22.233	73.6	63.5
<b>(18) Gregor McPHADEN</b>								<b>(50) Joshua GILDING</b>							
1	10:30:39.263			25.946	21.777	75.1	65.5	1	10:30:43.500			26.962	22.429	73.8	<b>64.5</b>
2	10:31:49.731	<b>1:10.468</b>	22.924	25.759	21.785	<b>75.9</b>	<b>65.7</b>	2	10:31:55.727	<b>1:12.227</b>	23.282	26.538	22.407	73.6	63.6
3	10:33:00.866	<b>1:11.135</b>	22.736	25.744	22.655	75.5	65.2	3	10:33:07.320	<b>1:11.593</b>	22.976	26.341	22.276	73.4	63.8
4	10:34:11.894	<b>1:11.028</b>	23.307	25.734	21.987	75.6	64.9	4	10:34:18.841	<b>1:11.521</b>	22.832	26.403	22.286	73.5	63.5
5	10:35:22.548	<b>1:10.654</b>	22.822	26.079	21.753	75.0	65.0	5	10:35:30.532	<b>1:11.691</b>	23.026	26.343	22.322	73.4	64.0
6	10:36:32.976	<b>1:10.428</b>	22.762	25.742	21.924	75.2	65.3	6	10:36:41.984	<b>1:11.452</b>	22.877	26.249	22.326	73.3	63.7
7	10:37:42.726	<b>1:09.750</b>	22.369	25.677	21.704	75.3	65.2	7	10:37:53.480	<b>1:11.496</b>	22.847	26.364	22.285	73.5	63.7
8	10:38:52.467	<b>1:09.741</b>	22.399	25.693	<b>21.649</b>	75.8	65.2	8	10:39:04.829	<b>1:11.349</b>	<b>22.797</b>	26.301	22.251	73.3	63.6
9	10:40:02.126	<b>1:09.659</b>	22.398	<b>25.602</b>	21.659	75.5	65.3	9	10:40:16.084	<b>1:11.255</b>	22.908	<b>26.187</b>	<b>22.160</b>	73.7	63.7
10	10:41:11.810	<b>1:09.684</b>	<b>22.356</b>	25.672	21.656	75.7	65.4	10	10:41:27.366	<b>1:11.282</b>	22.820	26.241	22.221	73.3	63.7
<b>(27) James HITCHEN</b>								<b>(56) Kenneth DOCK</b>							
1	10:30:39.994			26.098	21.895	74.4	65.3	1	10:30:42.726			26.780	22.293	74.4	63.6
2	10:31:50.219	<b>1:10.225</b>	22.539	25.775	21.911	75.5	65.5	2	10:31:56.294	<b>1:12.934</b>	23.504	27.348	22.082	<b>75.3</b>	<b>65.1</b>
3	10:33:00.885	<b>1:10.666</b>	22.510	25.856	22.300	75.3	62.5	3	10:33:09.038	<b>1:13.540</b>	23.481	27.863	22.196	71.9	64.7
4	10:34:12.166	<b>1:11.281</b>	22.930	25.816	22.535	75.1	64.7	4	10:34:22.616	<b>1:12.317</b>	23.435	26.955	<b>21.927</b>	74.6	65.0
5	10:35:23.150	<b>1:10.984</b>	23.025	25.968	21.991	75.1	65.1	5	10:35:35.012	<b>1:12.396</b>	23.239	27.080	22.077	72.5	64.4
6	10:36:33.292	<b>1:10.142</b>	22.479	25.712	21.951	75.4	<b>65.6</b>	6	10:36:47.090	<b>1:12.078</b>	23.348	26.469	22.261	74.2	64.1
7	10:37:43.121	<b>1:09.829</b>	22.399	25.620	21.810	75.9	65.5	7	10:37:58.770	<b>1:11.680</b>	23.395	<b>26.185</b>	22.100	74.9	64.0
8	10:38:52.862	<b>1:09.741</b>	<b>22.380</b>	25.609	21.752	75.8	65.6	8	10:39:10.882	<b>1:12.112</b>	23.274	26.486	22.352	74.8	64.1
9	10:40:03.205	<b>1:10.343</b>	22.534	25.629	22.180	<b>76.0</b>	62.8	9	10:40:22.729	<b>1:11.847</b>	23.248	26.298	22.301	74.5	64.0
10	10:41:13.180	<b>1:09.975</b>	22.634	<b>25.594</b>	<b>21.747</b>	75.7	64.9	10	10:41:35.143	<b>1:12.414</b>	<b>23.189</b>	27.164	22.061	74.2	64.3
<b>(77) James McCracken</b>								<b>(21) Sam MILNE</b>							
1	10:30:40.676			26.079	21.984	76.3	65.9	1	10:30:44.854			27.178	22.518	73.2	64.7
2	10:31:51.518	<b>1:10.842</b>	23.046	26.009	21.787	76.3	66.1	2	10:31:58.173	<b>1:13.319</b>	23.610	27.262	22.447	73.3	<b>64.8</b>
3	10:33:01.800	<b>1:10.282</b>	22.612	25.906	21.764	76.2	<b>66.2</b>	3	10:33:11.492	<b>1:13.319</b>	23.667	27.273	22.379	72.9	64.8
4	10:34:12.750	<b>1:10.950</b>	23.006	25.911	22.033	76.6	65.1	4	10:34:24.665	<b>1:13.173</b>	23.768	27.100	<b>22.305</b>	72.7	64.7
5	10:35:23.886	<b>1:11.136</b>	22.860	26.043	22.233	76.3	63.3	5	10:35:37.420	<b>1:12.755</b>	<b>23.588</b>	26.813	22.354	73.2	64.5
6	10:36:34.675	<b>1:10.789</b>	23.381	<b>25.623</b>	21.785	<b>77.3</b>	65.5	6	10:36:50.795	<b>1:13.375</b>	23.871	26.976	22.528	72.9	64.4
7	10:37:44.844	<b>1:10.169</b>	22.838	25.739	21.592	75.8	65.8	7	10:38:03.853	<b>1:13.058</b>	23.718	26.796	22.544	73.0	64.0
8	10:38:54.818	<b>1:09.974</b>	22.590	25.788	21.596	76.3	65.7	8	10:39:17.343	<b>1:13.490</b>	24.003	26.845	22.642	<b>73.4</b>	63.3
9	10:40:04.650	<b>1:09.832</b>	22.432	25.800	21.600	76.3	65.8	9	10:40:31.094	<b>1:13.751</b>	23.790	<b>26.618</b>	23.343	73.1	62.2
10	10:41:14.384	<b>1:09.734</b>	<b>22.430</b>	25.779	<b>21.525</b>	76.2	66.0	10	10:41:44.837	<b>1:13.743</b>	24.143	26.927	22.673	72.9	63.9
<b>(117) Marc NISBET</b>								<b>(44) Peter EDIE</b>							
1	10:30:40.382			26.180	22.028	74.8	65.3	1	10:30:46.501			27.938	22.847	72.1	63.1
2	10:31:50.983	<b>1:10.601</b>	22.814	25.863	21.924	75.5	65.5	2	10:32:00.707	<b>1:14.206</b>	24.049	27.461	22.696	72.0	63.4
3	10:33:01.536	<b>1:10.553</b>	22.621	26.045	21.887	74.8	65.3	3	10:33:15.421	<b>1:14.714</b>	24.243	27.755	22.716	72.2	63.2
4	10:34:12.539	<b>1:11.003</b>	22.951	25.917	22.135	75.8	65.2	4	10:34:30.205	<b>1:14.784</b>	24.366	27.663	22.755	71.5	63.2
5	10:35:23.840	<b>1:11.301</b>	22.787	26.209	22.305	75.0	64.9	5	10:35:44.554	<b>1:14.349</b>	24.192	27.350	22.807	72.0	63.1
6	10:36:35.018	<b>1:11.178</b>	23.130	25.826	22.222	75.3	<b>66.2</b>	6	10:36:59.180	<b>1:14.626</b>	24.359	27.622	22.645	71.5	63.3
7	10:37:45.387	<b>1:10.369</b>	22.625	26.004	21.740	<b>76.9</b>	65.8	7	10:38:12.924	<b>1:13.744</b>	23.988	27.259	22.497	<b>72.5</b>	63.2
8	10:38:55.459	<b>1:10.072</b>	22.518	25.734	21.820	76.9	65.9	8	10:39:26.625	<b>1:13.701</b>	24.138	<b>27.185</b>	22.378	72.5	<b>63.6</b>
9	10:40:05.165	<b>1:09.706</b>	<b>22.342</b>	<b>25.662</b>	<b>21.702</b>	76.4	65.8	9	10:40:40.359	<b>1:13.734</b>	24.035	27.255	22.444	72.4	63.3
10	10:41:15.470	<b>1:10.305</b>	22.411	26.049	21.845	76.5	65.5	10	10:41:54.048	<b>1:13.689</b>	<b>23.931</b>	27.381	<b>22.377</b>	72.5	63.3
<b>(8) Henry GILLIESPIE</b>								<b>(79) Glenn ALCOCK</b>							
1	10:30:42.005			26.032	22.790	75.5	62.8	1	10:30:49.225			28.670	23.072	71.8	62.4
2	10:31:54.044	<b>1:12.039</b>	23.534	26.578	21.927	73.7	65.0	2	10:32:05.101	<b>1:15.876</b>	24.589	28.444	22.843	72.2	62.3
3	10:33:04.785	<b>1:10.741</b>	22.833	25.870	22.038	75.1	64.7								
4	10:34:15.129	<b>1:11.344</b>	22.727	25.841	21.776	75.1	65.2								
5	10:35:25.098	<b>1:09.969</b>	22.465	25.791	21.713	75.5	65.2								
6	10:36:35.455	<b>1:10.357</b>	22.720	26.035	21.602	75.7	<b>66.2</b>								
7	10:37:45.756	<b>1:10.301</b>	22.507	25.919	21.875	76.6	65.5								
8	10:38:55.999	<b>1:10.243</b>	22.619	25.773	21.851	76.3	65.4								
9	10:40:05.544	<b>1:09.545</b>	22.316	<b>25.676</b>	<b>21.553</b>	76.0	66.0								
10	10:41:15.775	<b>1:10.231</b>	<b>22.267</b>	26.087	21.877	<b>76.8</b>	64.3								
<b>(9) Matthew BALDIE</b>															

Senior Clerk of the Course

Orbits

Sig : Steve Burns

Time :

Chief Timekeeper : Ian Sharp (SMART Timing)

Results available at [www.smart-timing.co.uk](http://www.smart-timing.co.uk) and [www.speedhive.com](http://www.speedhive.com)

Printed: 14/09/2025 10:43:45





Bulletin No. \_\_\_\_\_

# KMSC/SMRC Race meeting

Scottish C1 Cup

Knockhill 1.267 miles

Race 7 - 1st Race

14/09/2025 10:25

Race (10 Laps) started at 10:29:24

Lap	Time of Day	Lap Tm	S1	S2	S3	S2Spd	SFSpd	Lap	Time of Day	Lap Tm	S1	S2	S3	S2Spd	SFSpd
3	10:33:21.561	<b>1:16.460</b>	24.670	28.773	23.017	71.9	62.6								
4	10:34:37.777	<b>1:16.216</b>	24.529	28.622	23.065	72.2	62.5								
5	10:35:53.559	<b>1:15.782</b>	24.483	28.422	22.877	72.2	62.7								
6	10:37:09.578	<b>1:16.019</b>	24.606	28.549	22.864	72.4	62.5								
7	10:38:24.874	<b>1:15.296</b>	<b>24.235</b>	<b>28.252</b>	22.809	<b>72.8</b>	62.7								
8	10:39:41.723	<b>1:16.849</b>	24.675	28.916	23.258	71.7	62.3								
9	10:40:57.442	<b>1:15.719</b>	24.607	28.430	<b>22.682</b>	72.3	<b>63.0</b>								
10	10:42:14.654	<b>1:17.212</b>	24.768	29.336	23.108	71.2	62.1								

Senior Clerk of the Course

Orbits

Sig : Steve Burns

Time :

Chief Timekeeper : Ian Sharp (SMART Timing)

Results available at [www.smart-timing.co.uk](http://www.smart-timing.co.uk) and [www.speedhive.com](http://www.speedhive.com)

Printed: 14/09/2025 10:43:45





Bulletin No. \_\_\_\_\_

# KMSC/SMRC Race meeting

# Lapchart

Scottish C1 Cup

Knockhill 1.267 miles

Race 7 - 1st Race

14/09/2025 10:25

Race (10 Laps) started at 10:29:24



Competitors	Laps										
	1	2	3	4	5	6	7	8	9	10	
Ayden WILSON (24)	1	24	24	24	24	24	24	24	24	24	24
Gregor McPHADEN (18)	2	18	18	18	18	18	18	18	18	18	18
James HITCHEN (27)	3	27	27	27	27	27	27	27	27	27	27
Marc NISBET (117)	4	117	117	117	117	77	77	77	77	77	77
James McCracken (77)	5	77	77	77	77	117	117	117	117	117	117
Matthew BALDIE (9)	6	9	8	8	8	8	8	8	8	8	8
Henry GILLIESPIE (8)	7	8	9	9	9	9	9	9	9	9	9
Kenneth DOCK (6)	8	6	59	59	59	59	59	59	59	59	59
Liam KELSO (59)	9	59	6	6	6	560	560	560	560	560	560
Joshua GILDING (560)	10	560	560	560	560	6	6	6	6	6	6
Sam MILNE (21)	11	21	21	21	21	21	21	21	21	21	21
Peter EDIE (44)	12	44	44	44	44	44	44	44	44	44	44
Glenn ALCOCK (79)	13	79	79	79	79	79	79	79	79	79	79

Senior Clerk of the Course

Orbits

Sig : Steve Burns

Time :

Chief Timekeeper : Ian Sharp (SMART Timing)

Results available at [www.smart-timing.co.uk](http://www.smart-timing.co.uk) and [www.speedhive.com](http://www.speedhive.com)

Printed: 14/09/2025 10:44:00



motor sport UK




RACE WITH RESPECT



Bulletin No. \_\_\_\_\_

# KMSC/SMRC Race meeting

<b>Scottish C1 Cup</b>	<b>Knockhill 1.267 miles</b>
<b>Race 16 - 2nd Race</b>	<b>14/09/2025 15:40</b>
<b>Race (10 Laps)</b>	



Top 5 from Race 1 reversed

POLE POSITION

<b>2</b>
77 James McCRACKEN
<b>4</b>
18 Gregor McPHADEN
<b>6</b>
8 Henry GILLIESPIE
<b>8</b>
59 Liam KELSO
<b>10</b>
6 Kenneth DOCK
<b>12</b>
44 Peter EDIE

<b>1</b>
117 Marc NISBET
<b>3</b>
27 James HITCHEN
<b>5</b>
24 Ayden WILSON
<b>7</b>
9 Matthew BALDIE
<b>9</b>
560 Joshua GILDING
<b>11</b>
21 Sam MILNE
<b>13</b>
79 Glenn ALCOCK

1  
2  
3  
4  
5  
6  
7

Senior Clerk of the Course Orbits

Sig : Steve Burns      Time :

Chief Timekeeper : Ian Sharp (SMART Timing)

Results available at [www.smart-timing.co.uk](http://www.smart-timing.co.uk) and [www.speedhive.com](http://www.speedhive.com)

Printed: 14/09/2025 10:51:08



motor sport UK





Bulletin No. \_\_\_\_\_

**KMSC/SMRC Race meeting****Sorted on Laps**

Scottish Mini Cooper &amp; Mini Cooper S Cup

Knockhill 1.267 miles

Race 8 - 2nd Race - AMENDED RESULT

14/09/2025 10:50

Race (12 Laps) started at 10:53:38

Pos	No.	Name	Make/Model	CC	Class	Laps	Total Tm	Diff	Best Tm	In Lap	2nd Best
1	21	Ross WILKINSON	Mini Cooper S	1600S	R53	12	12:14.776		1:00.133	12	1:00.273
2	25	Chad LITTLE	Mini Cooper	1600	SM	12	12:35.446	20.670	1:02.395	4	1:02.489
3	65	Jack IRVINE	Mini Cooper	1600	SM	12	12:36.305	21.529	1:02.390	4	1:02.442
4	18	Daniel PATTERSON	Mini Cooper	1600	SM	12	12:36.613	21.837	1:02.323	3	1:02.349
5	70	Oly MORTIMER	Mini Cooper	1600	Gue	12	12:37.184	22.408	1:02.288	5	1:02.397
6	53	Stuart McPHADEN	Mini Cooper	1600	SMN	12	12:37.721	22.945	1:02.380	5	1:02.443
7	17	Chris COCKBURN	Mini Cooper	1600	SM	12	12:39.413	24.637	1:02.452	3	1:02.659
8	6	David ROBB	Mini Cooper	1600	Gue	12	12:43.482	28.706	1:02.680	5	1:02.726
9	32	Blair DRYBURGH	Mini Cooper	1600	SM	12	12:49.389	34.613	1:02.526	4	1:02.804
10	52	Michael WILLIAMS	Mini Cooper	1600	SMN	12	12:43.097	28.321	1:02.716	4	1:02.737
11	88	Barry HOLMES	Mini Cooper	1600	SM	12	12:53.738	38.962	1:03.252	9	1:03.407
12	5	Jonathan WILD	Mini Cooper	1600	SMN	12	12:58.202	43.426	1:02.928	10	1:03.155

**Announcements**

Car No's 5 & 32 - Racetime includes 5 second time penalty - Exceeding track limits  
 AMENDED RESULT 11:52 - Car No.52 - 2 Place penalty applied (NCR Ch2 App2)

Margin of Victory	Avg. Speed	Best Lap Tm	Best Speed	Best Lap by
20.670	74.485	1:00.133	75.846	21 - Ross WILKINSON

Senior Clerk of the Course

Orbits

Sig : Steve Burns

Time :

Chief Timekeeper : Ian Sharp (SMART Timing)

Results available at [www.smart-timing.co.uk](http://www.smart-timing.co.uk) and [www.speedhive.com](http://www.speedhive.com)

Printed: 14/09/2025 12:16:45

motor  
sport  
UKRACE  
WITH  
RESPECT

**KMSC/SMRC Race meeting**

Scottish Mini Cooper &amp; Mini Cooper S Cup

Knockhill 1.267 miles

Race 8 - 2nd Race - AMENDED RESULT

14/09/2025 10:50

Race (12 Laps) started at 10:53:38

Lap	Time of Day	Lap Tm	S1	S2	S3	S2Spd	SFSpd	Lap	Time of Day	Lap Tm	S1	S2	S3	S2Spd	SFSpd
<b>(21) Ross WILKINSON</b>								<b>(17) Chris COCKBURN</b>							
1	10:54:43.139			23.223	18.056		85.1	3	10:56:52.125	<b>1:02.443</b>	20.253	<b>23.020</b>	<b>19.170</b>	<b>86.0</b>	<b>76.0</b>
2	10:55:44.202	<b>1:01.063</b>	19.981	22.999	18.083		84.7	4	10:57:55.063	<b>1:02.938</b>	<b>20.114</b>	23.543	19.281	85.6	75.7
3	10:56:45.697	<b>1:01.495</b>	20.108	23.263	18.124		84.4	5	10:58:57.443	<b>1:02.380</b>	20.115	23.045	19.220	85.8	75.3
4	10:57:47.073	<b>1:01.376</b>	20.080				<b>85.2</b>	6	11:00:00.053	<b>1:02.610</b>	20.224	23.192	19.194	85.5	75.7
5	10:58:48.451	<b>1:01.378</b>	20.171	23.120	18.087		84.4	7	11:01:02.552	<b>1:02.499</b>	20.156	23.109	19.234	86.0	75.3
6	10:59:49.867	<b>1:01.416</b>	19.831	22.860	18.725		84.1	8	11:02:05.143	<b>1:02.591</b>	20.154	23.124	19.313	86.0	75.7
7	11:00:50.405	<b>1:00.538</b>	19.721	22.763	18.054		84.7	9	11:03:07.818	<b>1:02.675</b>	20.229	23.176	19.270	86.0	75.1
8	11:01:50.955	<b>1:00.550</b>	19.911	22.582	18.057		84.4	10	11:04:10.543	<b>1:02.725</b>	20.203	23.241	19.281	85.5	75.2
9	11:02:52.338	<b>1:01.383</b>	19.855	23.079	18.449		84.6	11	11:05:13.436	<b>1:02.893</b>	20.454	23.194	19.245	85.4	75.5
10	11:03:52.611	<b>1:00.273</b>	19.943	<b>22.318</b>	<b>18.012</b>		84.6	12	11:06:16.178	<b>1:02.742</b>	20.203	23.302	19.237	85.5	75.5
11	11:04:53.100	<b>1:00.489</b>	<b>19.607</b>	22.800	18.082		84.6	<b>(25) Chad LITTLE</b>							
12	11:05:53.233	<b>1:00.133</b>	19.713	22.397	18.023		84.8	1	10:54:45.373						
<b>(25) Chad LITTLE</b>								<b>(6) David ROBB</b>							
1	10:54:45.373			23.456	19.175	84.9	75.6	1	10:54:48.989			24.060	19.184	84.8	75.6
2	10:55:48.100	<b>1:02.727</b>	20.378	23.247	19.102	84.9	75.7	2	10:55:52.037	<b>1:03.048</b>	20.410	23.443	19.195	85.3	75.8
3	10:56:50.770	<b>1:02.670</b>	20.104	23.340	19.226	84.8	<b>76.1</b>	3	10:56:54.763	<b>1:02.726</b>	20.182	23.367	19.177	<b>86.0</b>	76.1
4	10:57:53.165	<b>1:02.395</b>	20.157	<b>23.162</b>	<b>19.076</b>	<b>85.3</b>	76.1	4	10:57:57.802	<b>1:03.039</b>	20.222	23.458	19.359	85.5	75.3
5	10:58:55.812	<b>1:02.647</b>	20.237	23.291	19.119	85.2	75.7	5	10:59:00.482	<b>1:02.680</b>	20.220	<b>23.298</b>	19.162	85.9	76.3
6	10:59:58.431	<b>1:02.619</b>	20.223	23.198	19.198	85.1	75.9	6	11:00:03.288	<b>1:02.806</b>	20.156	23.480	19.170	85.7	75.7
7	11:01:00.981	<b>1:02.550</b>	20.121	23.281	19.148	84.6	75.9	7	11:01:06.208	<b>1:02.920</b>	20.250	23.467	19.203	85.3	76.0
8	11:02:03.470	<b>1:02.489</b>	<b>20.082</b>	23.292	19.115	85.1	75.8	8	11:02:09.693	<b>1:03.485</b>	20.212	23.880	19.393	85.8	75.5
9	11:03:06.052	<b>1:02.582</b>	20.162	23.313	19.107	85.1	75.6	9	11:03:12.918	<b>1:03.225</b>	20.320	23.636	19.269	84.7	75.6
10	11:04:08.666	<b>1:02.614</b>	20.223	23.276	19.115	85.1	75.8	10	11:04:15.691	<b>1:02.773</b>	20.243	23.401	<b>19.129</b>	85.6	75.7
11	11:05:11.212	<b>1:02.546</b>	20.146	23.247	19.153	85.1	76.1	11	11:05:18.679	<b>1:02.988</b>	<b>20.134</b>	23.580	19.274	85.4	<b>76.5</b>
12	11:06:13.903	<b>1:02.691</b>	20.214	23.295	19.182	85.1	75.9	12	11:06:21.939	<b>1:03.260</b>	20.231	23.462	19.567	85.9	76.3
<b>(65) Jack IRVINE</b>								<b>(32) Blair DRYBURGH</b>							
1	10:54:45.712			23.481	19.211	84.7	76.2	1	10:54:47.670			23.668	19.279	86.0	76.3
2	10:55:48.463	<b>1:02.751</b>	20.527	<b>23.173</b>	19.051	86.0	76.2	2	10:55:50.818	<b>1:03.148</b>	20.485	23.415	19.248	<b>86.4</b>	<b>76.6</b>
3	10:56:51.068	<b>1:02.605</b>	20.174	23.214	19.217	<b>86.3</b>	<b>76.8</b>	3	10:56:53.935	<b>1:03.117</b>	20.454	23.297	19.366	85.9	76.3
4	10:57:53.458	<b>1:02.390</b>	20.108	23.220	19.062	85.8	76.2	4	10:57:56.461	<b>1:02.526</b>	<b>20.181</b>	<b>23.132</b>	19.213	86.3	76.3
5	10:58:56.190	<b>1:02.732</b>	20.197	23.457	19.078	85.8	76.0	5	10:58:59.382	<b>1:02.921</b>	20.405	23.305	19.211	85.5	76.0
6	10:59:58.692	<b>1:02.502</b>	20.152	23.296	19.054	85.8	76.1	6	11:00:02.186	<b>1:02.804</b>	20.303	23.203	19.298	85.9	76.1
7	11:01:01.276	<b>1:02.584</b>	20.163	23.326	19.095	85.8	76.1	7	11:01:05.125	<b>1:02.939</b>	20.216	23.528	<b>19.195</b>	85.2	76.3
8	11:02:04.265	<b>1:02.989</b>	20.330	23.519	19.140	85.7	76.6	8	11:02:10.667	<b>1:05.542</b>			19.420	85.1	75.7
9	11:03:06.707	<b>1:02.442</b>	20.066	23.339	19.037	85.8	76.3	9	11:03:13.782	<b>1:03.115</b>	20.343	23.506	19.266	85.8	76.3
10	11:04:09.151	<b>1:02.444</b>	<b>20.051</b>	23.374	<b>19.019</b>	85.8	76.4	10	11:04:16.608	<b>1:02.826</b>	20.255	23.370	19.201	85.3	76.3
11	11:05:11.916	<b>1:02.765</b>	20.140	23.513	19.112	85.1	76.2	11	11:05:19.951	<b>1:03.343</b>	20.355	23.620	19.368	85.2	76.3
12	11:06:14.762	<b>1:02.846</b>	20.206	23.537	19.103	85.6	76.2	12	11:06:22.846	<b>1:02.895</b>	20.216	23.442	19.237	84.7	76.5
<b>(18) Daniel PATTERSON</b>								<b>(52) Michael WILLIAMS</b>							
1	10:54:46.429			23.292	19.161	<b>86.8</b>	76.6	1	10:54:48.289			23.739	19.332		76.1
2	10:55:49.310	<b>1:02.881</b>	20.387	23.420	19.074	86.6	76.7	2	10:55:51.214	<b>1:02.925</b>	20.307	23.449	19.169		76.7
3	10:56:51.633	<b>1:02.323</b>	<b>20.042</b>	<b>23.150</b>	19.131	86.3	<b>77.0</b>	3	10:56:54.366	<b>1:03.152</b>	20.203	23.698	19.251		76.5
4	10:57:54.168	<b>1:02.535</b>	20.281	23.202	19.052	86.3	76.6	4	10:57:57.082	<b>1:02.716</b>	<b>20.137</b>	<b>23.390</b>	19.189		76.8
5	10:58:56.517	<b>1:02.349</b>	20.103	23.216	<b>19.030</b>	86.1	76.6	5	10:58:59.819	<b>1:02.737</b>	20.136	23.491	19.110		76.8
6	10:59:58.991	<b>1:02.474</b>	20.155	23.253	19.066	86.3	76.7	6	11:00:02.556	<b>1:02.737</b>	<b>20.078</b>	23.620	<b>19.039</b>		<b>76.9</b>
7	11:01:01.599	<b>1:02.608</b>	20.247	23.285	19.076	86.1	76.6	7	11:01:05.484	<b>1:02.928</b>	20.113	23.610	19.205		76.7
8	11:02:04.500	<b>1:02.901</b>	20.216	23.460	19.225	85.6	76.3	8	11:02:09.372	<b>1:03.888</b>	20.602	23.948	19.338		76.8
9	11:03:07.126	<b>1:02.626</b>	20.216	23.207	19.203	86.1	76.3	9	11:03:12.377	<b>1:03.005</b>	20.233	23.680	19.092		76.5
10	11:04:10.189	<b>1:03.063</b>	20.212	23.236	19.615	86.6	75.5	10	11:04:15.164	<b>1:02.787</b>	20.194	23.510	19.083		76.5
11	11:05:12.634	<b>1:02.445</b>	20.232	23.157	19.056	85.6	76.5	11	11:05:18.123	<b>1:02.959</b>	20.218	23.643	19.098		76.6
12	11:06:15.070	<b>1:02.436</b>	20.116	23.259	19.061	86.0	77.0	12	11:06:21.554	<b>1:03.431</b>	20.273	23.750	19.408	<b>85.7</b>	75.9
<b>(70) Oly MORTIMER</b>								<b>(88) Barry HOLMES</b>							
1	10:54:46.048			23.378	19.100	85.9	76.5	1	10:54:49.864			24.008	19.462	85.6	75.2
2	10:55:48.914	<b>1:02.866</b>	20.595	23.276	<b>18.995</b>	85.9	76.2	2	10:55:53.860	<b>1:03.996</b>	20.647	23.663	19.686	85.3	75.2
3	10:56:51.311	<b>1:02.397</b>	20.113	<b>23.097</b>	19.187	86.7	<b>76.6</b>	3	10:56:57.817	<b>1:03.957</b>	20.562	23.696	19.699	85.2	74.3
4	10:57:54.600	<b>1:03.289</b>	20.626	23.557	19.106	<b>87.2</b>	76.3	4	10:58:02.017	<b>1:04.200</b>	21.330	23.517	19.353	85.3	75.2
5	10:58:56.888	<b>1:02.288</b>	20.128	23.101	19.059	86.6	76.5	5	10:59:05.509	<b>1:03.492</b>	20.634	23.503	19.355	85.2	75.9
6	10:59:59.462	<b>1:02.574</b>	20.181	23.250	19.143	86.1	76.6	6	11:00:08.947	<b>1:03.438</b>	20.574	23.443	19.421	85.1	75.1
7	11:01:02.032	<b>1:02.570</b>	20.143	23.319	19.108	85.6	76.4	<b>(53) Stuart McPHADEN</b>							
8	11:02:04.811	<b>1:02.779</b>	<b>20.057</b>	23.436	19.286	85.8	76.6	1	10:54:46.796			23.312	19.307	85.6	75.4
9	11:03:07.448	<b>1:02.637</b>	20.218	23.205	19.214	86.6	76.3	2	10:55:49.682	<b>1:02.886</b>	20.231	23.438	19.217	85.9	75.1
10	11:04:10.369	<b>1:02.921</b>	20.212	23.192	19.517	86.3	74.9								
11	11:05:13.033	<b>1:02.664</b>	20.394	23.148	19.122	86.3	76.3								
12	11:06:15.641	<b>1:02.608</b>	20.138	23.299	19.171	86.0	76.3								

Senior Clerk of the Course

Orbits

Sig : Steve Burns

Time :

Chief Timekeeper : Ian Sharp (SMART Timing)

Results available at www.smart-timing.co.uk and www.speedhive.com

Printed: 14/09/2025 12:17:33





Bulletin No. \_\_\_\_\_

# KMSC/SMRC Race meeting

## Scottish Mini Cooper & Mini Cooper S Cup

Knockhill 1.267 miles

### Race 8 - 2nd Race - AMENDED RESULT

14/09/2025 10:50

### Race (12 Laps) started at 10:53:38

Lap	Time of Day	Lap Tm	S1	S2	S3	S2Spd	SFSpd	Lap	Time of Day	Lap Tm	S1	S2	S3	S2Spd	SFSpd
7	11:01:12.372	<b>1:03.425</b>	20.639	23.424	19.362	85.7	75.4								
8	11:02:16.603	<b>1:04.231</b>	20.586	23.628	20.017	82.4	74.8								
9	11:03:19.855	<b>1:03.252</b>	20.559	23.451	<b>19.242</b>	85.3	75.9								
10	11:04:23.407	<b>1:03.552</b>	<b>20.452</b>	23.461	19.639	<b>86.1</b>	<b>76.0</b>								
11	11:05:28.788	<b>1:05.381</b>	21.362	23.880	20.139	84.8	75.1								
12	11:06:32.195	<b>1:03.407</b>	20.619	<b>23.389</b>	19.399	85.9	75.1								

(5) Jonathan WILD

1	10:54:50.324			24.018	19.615	85.6	<b>75.9</b>
2	10:55:54.108	<b>1:03.784</b>	20.535	23.551	19.698	85.3	75.2
3	10:56:57.829	<b>1:03.721</b>	20.804	23.334	19.583	85.2	75.2
4	10:58:02.643	<b>1:04.814</b>	21.746	23.387	19.681	<b>86.3</b>	74.5
5	10:59:06.203	<b>1:03.560</b>	20.679	23.330	19.551	85.3	75.0
6	11:00:09.358	<b>1:03.155</b>	20.503	<b>23.244</b>	19.408	85.5	75.2
7	11:01:13.183	<b>1:03.825</b>	20.512	23.403	19.910	86.1	74.6
8	11:02:17.296	<b>1:04.113</b>	20.365	23.265	20.483	85.3	74.0
9	11:03:20.474	<b>1:03.178</b>	20.474	23.321	19.383	85.6	75.8
10	11:04:23.402	<b>1:02.928</b>	<b>20.223</b>	23.257	19.448	86.3	74.1
11	11:05:28.317	<b>1:04.915</b>	21.187	23.950	19.778	85.3	74.0
12	11:06:31.659	<b>1:03.342</b>	20.429	23.568	<b>19.345</b>	84.9	74.9

Senior Clerk of the Course

Orbits

Sig : Steve Burns

Time :

Chief Timekeeper : Ian Sharp (SMART Timing)

Results available at [www.smart-timing.co.uk](http://www.smart-timing.co.uk) and [www.speedhive.com](http://www.speedhive.com)

Printed: 14/09/2025 12:17:33



# RACE WITH RESPECT



Bulletin No. \_\_\_\_\_

# KMSC/SMRC Race meeting

# Lapchart

Scottish Mini Cooper & Mini Cooper S Cup

Knockhill 1.267 miles

Race 8 - 2nd Race

14/09/2025 10:50

Race (12 Laps) started at 10:53:38

Competitors	Laps												
		1	2	3	4	5	6	7	8	9	10	11	12
Ross WILKINSON (21)	1	21	21	21	21	21	21	21	21	21	21	21	21
Chad LITTLE (25)	2	25	25	25	25	25	25	25	25	25	25	25	25
Jack IRVINE (65)	3	65	65	65	65	65	65	65	65	65	65	65	65
Oly MORTIMER (70)	4	70	70	70	18	18	18	18	18	18	18	18	18
Daniel PATTERSON (18)	5	18	18	18	70	70	70	70	70	70	70	70	70
Stuart McPHADEN (53)	6	53	53	53	53	53	53	53	53	53	53	53	53
Chris COCKBURN (17)	7	17	17	17	17	17	17	17	17	17	17	17	17
Blair DRYBURGH (32)	8	32	32	32	32	32	32	32	52	52	52	52	52
Michael WILLIAMS (52)	9	52	52	52	52	52	52	52	6	6	6	6	6
David ROBB (6)	10	6	6	6	6	6	6	6	32	32	32	32	32
Barry HOLMES (88)	11	88	88	88	88	88	88	88	88	88	5	5	5
Jonathan WILD (5)	12	5	5	5	5	5	5	5	5	5	88	88	88

Senior Clerk of the Course

Orbits

Sig : Steve Burns

Time :

Chief Timekeeper : Ian Sharp (SMART Timing)

Results available at [www.smart-timing.co.uk](http://www.smart-timing.co.uk) and [www.speedhive.com](http://www.speedhive.com)

Printed: 14/09/2025 11:08:34



motor sport UK





Bulletin No. \_\_\_\_\_

# KMSC/SMRC Race meeting

Scottish Mini Cooper & Mini Cooper S Cup

Knockhill 1.267 miles

Race 14 - 3rd Race - AMENDED GRID

14/09/2025 14:50

Race (9 Laps)

## Top 5 From Race 2 reversed - AMENDED GRID

POLE POSITION

2
70 Oly MORTIMER
4
65 Jack IRVINE
6
17 Chris COCKBURN
8
32 Blair DRYBURGH
10
88 Barry HOLMES

1
53 Stuart McPHADEN
3
18 Daniel PATTERSON
5
25 Chad LITTLE
7
6 David ROBB
9
52 Michael WILLIAMS
11
5 Jonathan WILD

1  
2  
3  
4  
5  
6

Senior Clerk of the Course

Sig : Steve Burns

Time :

Chief Timekeeper : Ian Sharp (SMART Timing)

Results available at [www.smart-timing.co.uk](http://www.smart-timing.co.uk) and [www.speedhive.com](http://www.speedhive.com)

Printed: 14/09/2025 12:19:39

Orbits



## KMSC/SMRC Race meeting

Sorted on best lap time

Super Lap Scotland

Knockhill 1.267 miles

Practice

14/09/2025 11:10

Practice (20:00 Time) started at 11:09:20

Pos	No.	Name	Make/Model	CC	Class	Laps	Best Tm	Diff	Best Speed	2nd Best
1	77	Ian BONTHRONE	BMW M4	3999	D RC	7	57.681		79.070	58.184
2	144	Donnie MacLEOD	Renault Clio 172	1998	D	17	57.993	0.312	78.645	58.031
3	67	Mark THOMSON	Seat Leon Cupra	2000	E	12	1:01.067	3.386	74.686	1:01.480
4	555	David CAPSTICK	Renault Megane R26	2000	F RC	6	1:01.468	3.787	74.199	1:02.053
5	87	Gary MUIR	Audi TT	3189	F RC	11	1:02.668	4.987	72.778	1:02.700
6	392	Philip TAYLOR	Renault Clio	2000	F	15	1:03.175	5.494	72.194	1:03.317
7	88	Andrew WEBSTER	Austin Mini	1598	E	17	1:03.503	5.822	71.821	1:03.672
8	29	Carl WALKER	Renault Megane R26	2000	E	11	1:03.735	6.054	71.559	1:05.156
9	6	Martin HUTTON	Peugeot 106	1124	F RC	8	1:06.640	8.959	68.440	1:06.970

Senior Clerk of the Course

Orbits

Sig : Steve Burns

Time :

Chief Timekeeper : Ian Sharp (SMART Timing)

Results available at [www.smart-timing.co.uk](http://www.smart-timing.co.uk) and [www.speedhive.com](http://www.speedhive.com)

Printed: 14/09/2025 11:33:01



motor  
sport  
UK

**RACE  
WITH  
RESPECT**

# KMSC/SMRC Race meeting

Super Lap Scotland

Knockhill 1.267 miles

Practice

14/09/2025 11:10

Practice (20:00 Time) started at 11:09:20

Lap	Time of Day	Lap Tm	S1	S2	S3	S2Spd	SFSpd	Lap	Time of Day	Lap Tm	S1	S2	S3	S2Spd	SFSpd
<b>(77) Ian BONTHRON</b>															
1	11:10:44.689			25.826	19.274	100.9	97.7	10	11:22:45.821	<b>1:03.344</b>	20.682	23.698	18.964	93.3	84.2
2	11:11:45.663	<b>1:00.974</b>	20.200	23.273	17.501	107.2	99.0	11	11:23:49.425	<b>1:03.604</b>	<b>20.584</b>	23.878	19.142	92.7	83.2
3	11:12:44.751	<b>59.088</b>	19.413	22.440	17.235	108.4	<b>99.4</b>	12	11:25:07.268	<b>1:17.843</b>	27.264	29.217	21.362	74.2	84.8
4	11:13:43.098	<b>58.347</b>	19.027	22.175	17.145	108.2	98.8	13	11:26:10.585	<b>1:03.317</b>	20.854	<b>23.363</b>	19.100	<b>93.5</b>	84.8
5	11:14:41.282	<b>58.184</b>	18.928	22.156	17.100	<b>108.6</b>	98.1	14	11:27:13.760	<b>1:03.175</b>	20.652	23.598	18.925	93.1	84.8
6	11:15:38.963	<b>57.681</b>	<b>18.724</b>	<b>22.012</b>	<b>16.945</b>	108.1	98.5	15	11:28:42.611	<b>1:28.851</b>	29.826	30.071	28.954	70.6	24.1
7	11:16:56.493	<b>1:17.530</b>	22.221				29.3	<b>(88) Andrew WEBSTER</b>							
<b>(144) Donnie MacLEOD</b>															
1	11:11:22.664			30.653	26.124	46.2	50.7	1	11:11:15.953			29.865	25.399	51.4	77.6
2	11:12:45.996	<b>1:23.332</b>	29.902	31.786	21.644	62.1	78.1	2	11:12:29.966	<b>1:03.367</b>	23.648	27.829	22.536	60.7	86.4
3	11:13:46.574	<b>1:00.578</b>	20.621	22.452	17.505	100.3	93.1	3	11:13:36.433	<b>1:06.463</b>	21.711	25.479	19.277	89.6	87.5
4	11:14:45.259	<b>58.685</b>	19.129	22.169	17.387	100.0	92.9	4	11:14:41.306	<b>1:04.873</b>	21.269	24.619	18.985	92.7	78.7
5	11:15:45.987	<b>1:00.728</b>	20.349	22.582	17.797	97.0	92.6	5	11:15:51.800	<b>1:10.494</b>	22.319	27.601	20.574	75.0	86.0
6	11:16:44.416	<b>58.429</b>	18.817	22.022	17.590	100.3	92.3	6	11:16:56.657	<b>1:04.857</b>	21.394				86.6
7	11:17:43.020	<b>58.604</b>	18.804	22.266	17.534	99.0	91.2	7	11:18:00.631	<b>1:03.974</b>	21.083	<b>24.253</b>	18.638	93.2	87.6
8	11:19:04.217	<b>1:21.197</b>	23.079	32.489	25.629	61.8	56.6	8	11:19:04.134	<b>1:03.503</b>	<b>20.654</b>	24.303	<b>18.546</b>	92.7	87.5
9	11:20:34.019	<b>1:29.802</b>	32.029	36.321	21.452	51.5	92.7	9	11:20:26.318	<b>1:22.184</b>	21.761	31.707	28.716	49.0	54.6
10	11:21:32.066	<b>58.047</b>	18.916	<b>21.795</b>	17.336	100.9	92.4	10	11:21:56.672	<b>1:30.354</b>	29.146	35.983	25.225	44.4	84.3
11	11:22:30.239	<b>58.173</b>	18.883	21.897	17.393	100.0	92.2	11	11:23:01.622	<b>1:04.950</b>	21.276	24.849	18.825	90.8	86.9
12	11:23:52.703	<b>1:22.464</b>	24.286	33.337	24.841	59.9	72.0	12	11:24:05.644	<b>1:04.022</b>	20.892	24.447	18.683	92.6	86.8
13	11:25:00.357	<b>1:07.654</b>	25.597	23.813	18.244	94.5	92.4	13	11:25:09.614	<b>1:03.970</b>	20.941	24.372	18.657	<b>93.5</b>	<b>87.8</b>
14	11:25:58.388	<b>58.031</b>	<b>18.696</b>	21.971	17.364	100.9	92.6	14	11:26:13.286	<b>1:03.672</b>	20.665	24.419	18.588	92.7	86.8
15	11:27:16.691	<b>1:18.303</b>	22.884	31.191	24.228	67.9	71.5	15	11:27:35.644	<b>1:22.358</b>	23.480	31.529	27.349	57.7	54.3
16	11:28:26.164	<b>1:09.473</b>	24.288	26.981	18.204	87.4	93.2	16	11:29:01.445	<b>1:25.801</b>	29.038	33.034	23.729	60.7	84.1
17	11:29:24.157	<b>57.993</b>	18.736	21.963	<b>17.294</b>	<b>101.5</b>	<b>93.3</b>	17	11:30:06.890	<b>1:05.445</b>	21.667	24.612	19.166	89.8	87.0
<b>(67) Mark THOMSON</b>															
1	11:10:50.203			26.937	20.293	88.5	93.5	1	11:10:53.112			29.296	21.669	83.1	79.0
2	11:11:54.038	<b>1:03.835</b>	21.032	24.637	18.166		94.4	2	11:11:59.382	<b>1:06.270</b>	22.161	24.228	19.881	88.5	80.6
3	11:12:55.831	<b>1:01.793</b>	<b>20.167</b>	23.927	17.699	<b>103.9</b>	<b>94.5</b>	3	11:13:04.675	<b>1:05.293</b>	21.746	23.650	19.897	<b>90.1</b>	77.0
4	11:13:58.327	<b>1:02.496</b>	20.567	23.901	18.028		94.0	4	11:14:16.432	<b>1:11.757</b>	23.426	27.623	20.708	65.3	<b>80.9</b>
5	11:15:00.020	<b>1:01.693</b>	20.291	23.556	17.846		93.5	5	11:15:20.167	<b>1:03.735</b>	<b>21.004</b>	<b>23.254</b>	<b>19.477</b>	88.8	79.8
6	11:16:01.500	<b>1:01.480</b>	20.175	23.655	17.650	102.9	94.4	6	11:16:25.323	<b>1:05.156</b>	21.032	24.043	20.081	88.0	76.9
7	11:17:08.711	<b>1:07.211</b>	21.690				32.8	7	11:17:51.324	<b>1:26.001</b>	24.944	37.324	23.733	45.5	77.4
8	11:21:12.170	<b>4:03.459</b>	3:21.324	23.828	18.307	101.7	93.3	8	11:18:57.114	<b>1:05.790</b>	21.512	23.450	20.828	89.5	52.6
9	11:22:14.813	<b>1:02.643</b>	20.703	24.052	17.888		91.8	9	11:20:21.368	<b>1:24.254</b>	33.722	28.997	21.535	83.7	79.0
10	11:23:17.036	<b>1:02.223</b>	20.853	23.686	17.684		94.3	10	11:21:26.528	<b>1:05.160</b>	21.890	23.460	19.810	88.8	80.4
11	11:24:18.103	<b>1:01.067</b>	20.205	<b>23.292</b>	<b>17.570</b>		94.0	11	11:22:46.461	<b>1:19.933</b>	26.401	27.681	25.851	71.2	26.8
12	11:25:42.544	<b>1:24.441</b>	22.630	31.791	30.020		29.1	<b>(6) Martin HUTTON</b>							
<b>(555) David CAPSTICK</b>															
1	11:11:06.369			33.202	23.951	42.9	85.3	1	11:11:11.400			33.005	25.962	58.6	62.1
2	11:12:10.476	<b>1:04.107</b>	21.122	24.227	18.758	94.8	<b>85.5</b>	2	11:12:25.910	<b>1:14.510</b>	25.142	27.773	21.595	76.4	74.4
3	11:13:12.529	<b>1:02.053</b>	<b>19.961</b>	23.320	18.772		85.3	3	11:13:33.279	<b>1:07.369</b>	21.720	24.992	20.657	83.2	74.4
4	11:14:14.757	<b>1:02.228</b>	20.153	23.617	18.458		84.9	4	11:14:40.249	<b>1:06.970</b>	21.842	24.766	<b>20.362</b>	<b>83.5</b>	74.5
5	11:15:16.225	<b>1:01.468</b>	19.975	<b>23.078</b>	<b>18.415</b>	<b>94.9</b>	84.7	5	11:16:05.363	<b>1:25.114</b>	25.523	30.383	29.208	64.9	26.1
6	11:16:45.864	<b>1:29.639</b>	21.847	35.004	32.788	48.3	25.5	6	11:18:38.619	<b>2:33.256</b>	1:47.666	25.088	20.502	82.8	<b>75.0</b>
<b>(87) Gary MUIR</b>															
1	11:10:52.693			30.191	24.032	71.5	51.8	7	11:19:45.259	<b>1:06.640</b>	<b>21.401</b>	<b>24.753</b>	20.486	83.4	74.8
2	11:12:05.632	<b>1:12.939</b>	25.977	26.377	20.585	84.4	83.8	8	11:21:07.289	<b>1:22.030</b>	23.124	29.471	29.435	65.7	25.1
3	11:13:09.044	<b>1:03.412</b>	20.399	23.988	19.025	<b>93.2</b>	83.6	<b>(392) Philip TAYLOR</b>							
4	11:14:21.388	<b>1:12.344</b>	25.443	26.435	20.466	75.1	84.3	1	11:11:09.391			33.078	23.138	55.9	84.5
5	11:15:24.088	<b>1:02.700</b>	20.266	<b>23.659</b>	18.775	92.8	82.8	2	11:12:16.766	<b>1:07.375</b>	22.560	25.553	19.262	91.2	84.5
6	11:16:38.179	<b>1:14.091</b>	22.153	31.191	20.747	61.5	84.5	3	11:13:22.212	<b>1:05.446</b>	21.765	24.556	19.125	92.2	84.7
7	11:17:49.644	<b>1:11.465</b>	21.329	29.825	20.311	76.7	<b>84.6</b>	4	11:14:26.724	<b>1:04.512</b>	21.293	24.224	18.995	92.7	84.7
8	11:18:52.312	<b>1:02.668</b>	<b>20.212</b>	23.839	<b>18.617</b>	92.2	82.8	5	11:15:30.654	<b>1:03.930</b>	21.028	23.821	19.081	92.8	84.2
9	11:20:06.908	<b>1:14.596</b>	23.348	29.026	22.222	72.5	84.4	6	11:16:34.533	<b>1:03.879</b>	20.854	24.007	19.018	92.7	84.7
10	11:21:09.864	<b>1:02.956</b>	20.404	23.875	18.677	92.8	83.8	7	11:18:10.717	<b>1:36.184</b>	29.677	34.578	31.929	58.1	26.7
11	11:22:25.126	<b>1:15.262</b>	25.334	26.444	23.484	92.1	30.8	8	11:20:38.813	<b>2:28.096</b>	1:42.694	25.792	19.610	90.4	84.4
<b>(392) Philip TAYLOR</b>															
1	11:11:09.391			33.078	23.138	55.9	84.5	9	11:21:42.477	<b>1:03.664</b>	20.876	24.006	<b>18.782</b>	92.6	<b>84.9</b>
2	11:12:16.766	<b>1:07.375</b>	22.560	25.553	19.262	91.2	84.5								
3	11:13:22.212	<b>1:05.446</b>	21.765	24.556	19.125	92.2	84.7								
4	11:14:26.724	<b>1:04.512</b>	21.293	24.224	18.995	92.7	84.7								
5	11:15:30.654	<b>1:03.930</b>	21.028	23.821	19.081	92.8	84.2								
6	11:16:34.533	<b>1:03.879</b>	20.854	24.007	19.018	92.7	84.7								
7	11:18:10.717	<b>1:36.184</b>	29.677	34.578	31.929	58.1	26.7								
8	11:20:38.813	<b>2:28.096</b>	1:42.694	25.792	19.610	90.4	84.4								
9	11:21:42.477	<b>1:03.664</b>	20.876	24.006	<b>18.782</b>	92.6	<b>84.9</b>								

Senior Clerk of the Course

Orbits

**Sig :** Steve Burns      **Time :**  
**Chief Timekeeper :** Ian Sharp (SMART Timing)  
 Results available at [www.smart-timing.co.uk](http://www.smart-timing.co.uk) and [www.speedhive.com](http://www.speedhive.com)  
 Printed: 14/09/2025 11:33:17



**KMSC/SMRC Race meeting****Sorted on Laps**

Scottish Legends Cars Championship

Knockhill 1.267 miles

Race 9 - Heat 2a - Re-Start

14/09/2025 11:40

Race (6 Laps) started at 12:02:22

Pos	No.	Name	Make/Model	CC	Class	Laps	Total Tm	Diff	Best Tm	In Lap	2nd Best
1	22	Ben MASON	Legend Sedan	847	L	6	6:02.933		58.845	5	59.059
2	77	Michael WEDDELL	Legend Coupe	1250	L	6	6:04.028	1.095	58.895	6	59.169
3	9	Colin ATKINSON	Legend Coupe	899	L	6	6:04.927	1.994	59.269	6	59.712
4	14	Daniel CLARK	Legend Coupe	890	L	6	6:05.076	2.143	58.446	5	58.635
5	85	Mark BEATY	Legend 34 Coupe	890	L	6	6:05.455	2.522	59.319	5	59.614
6	2	David ALLAN	Legend 34 Coupe	890	L	6	6:05.985	3.052	58.788	6	59.409
7	35	Neil SHENTON	Legend 34 Coupe	890	L	6	6:08.578	5.645	59.354	6	1:00.083
8	24	Matthew PAPE	Legend 34 Coupe	1250	L	6	6:10.420	7.487	59.160	4	59.356
9	51	Murray SCOTT	Legend Coupe	1250	L R	6	6:10.461	7.528	59.981	2	1:00.003
10	6	Gary ATKINSON	Legend Coupe	890	L	6	6:10.473	7.540	1:00.232	2	1:00.334
11	72	Glenn BURTENSCHAW	Legend Sedan	1250	L	6	6:11.543	8.610	1:00.017	4	1:00.050
12	305	Carlos PEREZ	Ford Coupe	900	L	6	6:12.657	9.724	59.888	6	1:00.008
13	27	Grant HUNTER	Legend Coupe	890	L	6	6:13.301	10.368	59.971	3	1:00.357
14	15	Elby CLARK	Legend Coupe	890	L	6	6:13.493	10.560	59.633	6	59.741
15	97	Jamie BLAKE	Legend Coupe	1250	L R	6	6:14.343	11.410	1:00.006	5	1:00.173
16	55	Stuart McANDREW	Legend Coupe	1250	L	6	6:23.480	20.547	59.880	5	1:00.373
17	555	Ewan ROBERTSON	Legend Coupe	900	L R	6	6:27.879	24.946	1:01.092	4	1:01.370
18	17	Ronald WILKINSON	Legend Coupe	1250	L R	6	6:28.527	25.594	1:02.147	2	1:02.916
19	53	Stuart ROBERTSON	Legend Coupe	850	L	6	6:29.100	26.167	1:02.539	6	1:02.976
20	333	Bill READ	Legend Coupe	890	L	6	6:40.378	37.445	1:00.585	3	1:01.101

**Not classified**

DNF	100	Lee NAYLOR	Legend Coupe	1250	Gue	3	3:24.563	DNF	1:03.126	2	1:07.398
DNS	733	Keith ATKINSON	Legend Coupe	1300	L R			DNS		0	
DNS	7	Christopher WALLACE	Legend Coupe	1250	L			DNS		0	
DNS	95	Maxim POPELYUSHKO	Legend Coupe	847	L			DNS		0	
DNS	78	David HEADEN	Legend Sedan	1250	L			DNS		0	
DNS	71	Ryan McLEISH	Legend 34 Coupe	890	L			DNS		0	

**Announcements**

RED FLAG before Leader completed 1 Lap - Race re-started on original Grid over 6 Laps  
 Car No's 7, 71, 78, 95 & 733 - Did not take Re-Start

Margin of Victory	Avg. Speed	Best Lap Tm	Best Speed	Best Lap by
1.095	75.400	58.446	78.035	14 - Daniel CLARK

**Senior Clerk of the Course****Orbits**

Sig : Steve Burns

Time :

Chief Timekeeper : Ian Sharp (SMART Timing)

Results available at [www.smart-timing.co.uk](http://www.smart-timing.co.uk) and [www.speedhive.com](http://www.speedhive.com)

Printed: 14/09/2025 12:11:55





# KMSC/SMRC Race meeting

## Scottish Legends Cars Championship

Knockhill 1.267 miles

### Race 9 - Heat 2a - Re-Start

14/09/2025 11:40

### Race (6 Laps) started at 12:02:22

Lap	Time of Day	Lap Tm	S1	S2	S3	S2Spd	SFSpd
<b>(22) Ben MASON</b>							
1	12:03:29.098	<b>1:05.367</b>	24.624	22.799	17.944	98.7	90.6
2	12:04:28.246	<b>59.148</b>	19.378	<b>22.040</b>	17.730	<b>101.5</b>	<b>91.1</b>
3	12:05:28.435	<b>1:00.189</b>	19.633	22.885	17.671	96.7	89.8
4	12:06:27.593	<b>59.158</b>	19.322	22.203	17.633	97.7	88.9
5	12:07:26.438	<b>58.845</b>	<b>19.103</b>	22.172	17.570	97.5	89.1
6	12:08:25.497	<b>59.059</b>	19.261	22.235	<b>17.563</b>	97.8	89.0
<b>(77) Michael WEDDELL</b>							
1	12:03:29.273	<b>1:04.546</b>	23.865	22.928	17.753	<b>102.1</b>	<b>92.7</b>
2	12:04:29.030	<b>59.757</b>	19.851	22.318	17.588	90.9	90.9
3	12:05:29.112	<b>1:00.082</b>	19.406	22.805	17.871	91.9	91.9
4	12:06:28.528	<b>59.416</b>	19.521	<b>22.194</b>	17.701	100.8	89.8
5	12:07:27.697	<b>59.169</b>	19.298	22.245	17.626	98.8	90.1
6	12:08:26.592	<b>58.895</b>	<b>19.150</b>	22.195	<b>17.550</b>	99.3	90.4
<b>(9) Colin ATKINSON</b>							
1	12:03:28.044	<b>1:04.605</b>	24.204	22.760	17.641	98.0	90.3
2	12:04:28.136	<b>1:00.092</b>	19.924	22.418	17.750	<b>98.8</b>	91.2
3	12:05:28.565	<b>1:00.429</b>	19.604	23.054	17.771	95.9	<b>92.7</b>
4	12:06:28.510	<b>59.945</b>	19.712	22.347	17.886	98.1	88.4
5	12:07:28.222	<b>59.712</b>	19.683	22.416	<b>17.613</b>	98.5	90.6
6	12:08:27.491	<b>59.269</b>	<b>19.305</b>	<b>22.312</b>	17.652	98.8	89.1
<b>(14) Daniel CLARK</b>							
1	12:03:32.860	<b>1:06.370</b>	23.782	24.728	17.860	100.9	91.9
2	12:04:32.147	<b>59.287</b>	19.154	22.761	17.372	99.0	92.1
3	12:05:31.120	<b>58.973</b>	<b>19.061</b>	22.454	17.458	100.0	<b>92.8</b>
4	12:06:30.559	<b>59.439</b>	19.130	22.597	17.712	101.1	92.7
5	12:07:29.005	<b>58.446</b>	19.160	21.928	17.358	100.5	91.4
6	12:08:27.640	<b>58.635</b>	19.550	<b>21.795</b>	<b>17.290</b>	<b>102.9</b>	91.9
<b>(85) Mark BEATY</b>							
1	12:03:27.734	<b>1:04.637</b>	23.828	22.744	18.065	95.1	87.6
2	12:04:27.897	<b>1:00.163</b>	19.876	22.261	18.026	95.1	87.6
3	12:05:29.098	<b>1:01.201</b>	20.226	22.791	18.184	98.4	89.7
4	12:06:29.086	<b>59.988</b>	19.703	22.451	17.834	<b>99.7</b>	89.1
5	12:07:28.405	<b>59.319</b>	<b>19.418</b>	22.167	<b>17.734</b>	99.7	<b>90.6</b>
6	12:08:28.019	<b>59.614</b>	19.842	<b>21.983</b>	17.789	98.7	90.1
<b>(2) David ALLAN</b>							
1	12:03:30.334	<b>1:05.085</b>	23.698	23.106	18.281	<b>102.1</b>	89.8
2	12:04:30.057	<b>59.723</b>	19.480	22.591	17.652	102.0	<b>93.9</b>
3	12:05:30.168	<b>1:00.111</b>	19.629	22.595	17.887	101.5	92.8
4	12:06:30.352	<b>1:00.184</b>	19.635	22.431	18.118	100.5	90.9
5	12:07:29.761	<b>59.409</b>	19.754	22.114	<b>17.541</b>	100.9	91.3
6	12:08:28.549	<b>58.788</b>	<b>19.120</b>	<b>22.082</b>	17.586	101.1	92.4
<b>(35) Neil SHENTON</b>							
1	12:03:29.892	<b>1:05.721</b>	24.588	23.247	17.886	100.5	90.9
2	12:04:29.975	<b>1:00.083</b>	19.625	22.664	17.794	101.1	<b>92.2</b>
3	12:05:30.408	<b>1:00.433</b>	19.908	22.546	17.979	<b>102.1</b>	91.2
4	12:06:31.022	<b>1:00.614</b>	19.565	22.843	18.206	99.3	90.8
5	12:07:31.788	<b>1:00.766</b>	19.657	23.283	17.826	96.8	89.1
6	12:08:31.142	<b>59.354</b>	<b>19.209</b>	<b>22.418</b>	<b>17.727</b>	97.7	88.9
<b>(24) Matthew PAPE</b>							
1	12:03:34.063	<b>1:06.884</b>	23.928	25.247	<b>17.709</b>	<b>99.7</b>	91.3
2	12:04:34.359	<b>1:00.296</b>	19.602	22.720	17.974	99.0	92.6
3	12:05:33.715	<b>59.356</b>	19.423	<b>22.142</b>	17.791	99.7	<b>92.9</b>
4	12:06:32.875	<b>59.160</b>	<b>19.119</b>	22.328	17.713	97.8	89.1
5	12:07:32.513	<b>59.638</b>	19.190	22.455	17.993	99.3	91.7
6	12:08:32.984	<b>1:00.471</b>	19.445	22.521	18.505	97.0	87.5
<b>(51) Murray SCOTT</b>							
1	12:03:31.082	<b>1:06.763</b>	24.994	23.754	18.015	98.0	89.7
2	12:04:31.063	<b>59.981</b>	<b>19.453</b>	22.503	18.025	99.4	90.0
3	12:05:31.066	<b>1:00.003</b>	19.516	22.536	17.951	99.4	90.6
4	12:06:31.246	<b>1:00.180</b>	19.578	22.716	<b>17.886</b>	99.9	<b>91.4</b>
5	12:07:32.293	<b>1:01.047</b>	19.599	23.343	18.105	97.7	89.6
6	12:08:33.025	<b>1:00.732</b>	20.055	<b>22.461</b>	18.216	<b>101.2</b>	88.3
<b>(6) Gary ATKINSON</b>							

Lap	Time of Day	Lap Tm	S1	S2	S3	S2Spd	SFSpd
<b>(72) Glenn BURTENSHAW</b>							
1	12:03:29.513	<b>1:05.981</b>	24.671	23.227	18.083	100.2	92.1
2	12:04:29.745	<b>1:00.232</b>	19.863	<b>22.609</b>	<b>17.760</b>	99.0	91.4
3	12:05:30.092	<b>1:00.347</b>	<b>19.458</b>	22.643	18.246	98.7	<b>92.8</b>
4	12:06:30.426	<b>1:00.334</b>	19.547	22.722	18.065	<b>101.2</b>	89.4
5	12:07:32.274	<b>1:01.848</b>	20.159	23.577	18.112	98.0	89.5
6	12:08:33.037	<b>1:00.763</b>	19.564	22.874	18.325	100.0	88.8
<b>(305) Carlos PEREZ</b>							
1	12:03:31.338	<b>1:07.416</b>	25.178	24.294	17.944	97.8	91.1
2	12:04:31.388	<b>1:00.050</b>	19.554	<b>22.617</b>	17.879	98.7	91.1
3	12:05:31.755	<b>1:00.367</b>	19.485	23.025	17.857	99.1	90.2
4	12:06:31.772	<b>1:00.017</b>	<b>19.392</b>	22.914	<b>17.711</b>	98.0	90.4
5	12:07:32.468	<b>1:00.696</b>	19.518	23.136	18.042	<b>100.0</b>	<b>91.7</b>
6	12:08:34.107	<b>1:01.639</b>	20.565	23.255	17.819	97.3	89.1
<b>(97) Grant HUNTER</b>							
1	12:03:33.439	<b>1:06.534</b>	23.768	24.995	17.771	97.8	91.7
2	12:04:34.494	<b>1:01.055</b>	19.911	23.192	17.952	<b>100.2</b>	<b>92.6</b>
3	12:05:34.465	<b>59.971</b>	19.687	<b>22.582</b>	17.702	99.1	90.4
4	12:06:34.863	<b>1:00.398</b>	19.851	22.930	<b>17.617</b>	98.0	90.0
5	12:07:35.508	<b>1:00.645</b>	19.603	22.731	18.311	98.4	89.8
6	12:08:35.865	<b>1:00.357</b>	<b>19.552</b>	23.055	17.750	99.4	90.7
<b>(15) Elby CLARK</b>							
1	12:03:32.816	<b>1:08.097</b>	25.365	24.209	18.523	99.6	90.6
2	12:04:35.092	<b>1:02.276</b>	21.076	23.417	<b>17.783</b>	99.3	91.9
3	12:05:36.382	<b>1:01.290</b>	19.721	23.547	18.022	98.3	<b>93.2</b>
4	12:06:36.683	<b>1:00.301</b>	20.072	22.372	17.857	100.9	91.8
5	12:07:36.424	<b>59.741</b>	19.427	<b>22.340</b>	17.974	101.5	92.2
6	12:08:36.057	<b>59.633</b>	<b>19.156</b>	22.678	17.799	<b>102.0</b>	93.1
<b>(97) Jamie BLAKE</b>							
1	12:03:35.484	<b>1:08.711</b>	24.367	25.856	18.488	97.8	<b>90.3</b>
2	12:04:36.025	<b>1:00.541</b>	19.942	22.676	17.923	98.7	89.6
3	12:05:36.214	<b>1:00.189</b>	<b>19.302</b>	22.690	18.197	97.1	89.7
4	12:06:36.387	<b>1:00.173</b>	19.757	22.503	<b>17.913</b>	98.3	89.7
5	12:07:36.393	<b>1:00.006</b>	19.495	<b>22.393</b>	18.118	98.5	86.0
6	12:08:36.907	<b>1:00.514</b>	19.496	23.010	18.008	<b>98.8</b>	89.7
<b>(55) Stuart McANDREW</b>							
1	12:03:35.584	<b>1:09.069</b>	24.400	26.314	18.355	98.1	89.5
2	12:04:37.288	<b>1:01.704</b>	20.740	23.051	17.913	<b>98.4</b>	<b>90.6</b>
3	12:05:37.811	<b>1:00.523</b>	19.709	22.783	18.031	97.8	89.8
4	12:06:38.184	<b>1:00.373</b>	19.603	22.666	18.104	97.7	89.5
5	12:07:38.064	<b>59.880</b>	<b>19.402</b>	<b>22.660</b>	<b>17.818</b>	97.7	90.3
6	12:08:46.044	<b>1:07.980</b>	19.446	25.657	22.877	89.0	68.2
<b>(555) Ewan ROBERTSON</b>							
1	12:03:35.877	<b>1:08.425</b>	24.023	25.854	18.548	97.5	<b>90.6</b>
2	12:04:38.093	<b>1:02.216</b>	20.737	23.511	17.968	99.3	90.3
3	12:05:46.206	<b>1:08.113</b>	20.280	29.858	17.975	98.2	89.2
4	12:06:47.298	<b>1:01.092</b>	19.967	<b>22.881</b>	18.244	98.4	88.4
5	12:07:49.073	<b>1:01.775</b>	<b>19.749</b>	23.779	18.247	<b>98.3</b>	89.1
6	12:08:50.443	<b>1:01.370</b>	20.144	23.276	<b>17.950</b>	97.1	88.1
<b>(17) Ronald WILKINSON</b>							
1	12:03:34.757	<b>1:09.551</b>	24.843	26.188	<b>18.520</b>	98.7	87.7
2	12:04:36.904	<b>1:02.147</b>	<b>20.210</b>	<b>23.404</b>	18.533	<b>99.6</b>	<b>88.2</b>
3	12:05:40.281	<b>1:03.377</b>	21.111	23.672	18.594	94.4	87.2
4	12:06:44.191	<b>1:03.910</b>	20.710	24.461	18.739	94.4	84.9
5	12:07:48.175	<b>1:03.984</b>	20.890	24.190	18.904	92.2	85.3
6	12:08:51.091	<b>1:02.916</b>	20.861	23.438	18.617	92.2	86.8
<b>(53) Stuart ROBERTSON</b>							
1	12:03:35.388	<b>1:09.475</b>	24.851	25.861	18.763	92.6	<b>91.7</b>
2	12:04:39.474	<b>1:04.086</b>	21.253	24.441	18.392	<b>97.8</b>	89.6

Senior Clerk of the Course

Sig : Steve Burns Time :  
Chief Timekeeper : Ian Sharp (SMART Timing)

Results available at [www.smart-timing.co.uk](http://www.smart-timing.co.uk) and [www.speedhive.com](http://www.speedhive.com)

Printed: 14/09/2025 12:12:31

Orbits





# KMSC/SMRC Race meeting

Scottish Legends Cars Championship

Knockhill 1.267 miles

Race 9 - Heat 2a - Re-Start

14/09/2025 11:40

Race (6 Laps) started at 12:02:22

Lap	Time of Day	Lap Tm	S1	S2	S3	S2Spd	SFSpd	Lap	Time of Day	Lap Tm	S1	S2	S3	S2Spd	SFSpd
3	12:05:43.164	<b>1:03.690</b>	20.644	24.514	18.532	96.6	89.0								
4	12:06:46.140	<b>1:02.976</b>	<b>20.407</b>	23.976	18.593	96.8	88.1								
5	12:07:49.125	<b>1:02.985</b>	20.516	24.013	18.456	96.7	89.4								
6	12:08:51.664	<b>1:02.539</b>	20.580	<b>23.705</b>	<b>18.254</b>	97.7	90.1								

(333) Bill READ

1	12:03:31.824	<b>1:06.269</b>	24.135	23.987	18.147	<b>100.5</b>	<b>92.2</b>
2	12:04:32.998	<b>1:01.174</b>	19.829	23.376	<b>17.969</b>	99.9	91.7
3	12:05:33.583	<b>1:00.585</b>	<b>19.657</b>	<b>22.880</b>	18.048	99.3	91.3
4	12:07:00.713	<b>1:27.130</b>	45.140	23.746	18.244	97.5	89.7
5	12:08:01.814	<b>1:01.101</b>	19.745	22.938	18.418	97.8	89.4
6	12:09:02.942	<b>1:01.128</b>	19.949	22.959	18.220	98.0	89.5

(100) Lee NAYLOR

1	12:03:36.603	<b>1:08.971</b>	24.347	26.299	18.325	93.6	88.3
2	12:04:39.729	<b>1:03.126</b>	<b>20.383</b>	<b>24.582</b>	<b>18.161</b>	<b>95.7</b>	<b>88.9</b>
3	12:05:47.127	<b>1:07.398</b>	20.623	24.883	21.892	93.5	28.7

Senior Clerk of the Course

Orbits

Sig : Steve Burns

Time :

Chief Timekeeper : Ian Sharp (SMART Timing)

Results available at [www.smart-timing.co.uk](http://www.smart-timing.co.uk) and [www.speedhive.com](http://www.speedhive.com)

Printed: 14/09/2025 12:12:31





# KMSC/SMRC Race meeting

# Lapchart

Scottish Legends Cars Championship

Knockhill 1.267 miles

Race 9 - Heat 2a - Re-Start

14/09/2025 11:40

Race (6 Laps) started at 12:02:22



Competitors	Laps							
	0	1	2	3	4	5	6	
Mark BEATY (85)	1	85	85	85	22	22	22	22
Colin ATKINSON (9)	2	9	9	9	9	9	77	77
Gary ATKINSON (6)	3	6	22	22	85	77	9	9
Ben MASON (22)	4	22	77	77	77	85	85	14
Glenn BURTONSHAW (72)	5	72	6	6	6	2	14	85
Neil SHENTON (35)	6	35	35	35	2	6	2	2
Murray SCOTT (51)	7	51	2	2	35	14	35	35
Elby CLARK (15)	8	15	51	51	51	35	6	24
Michael WEDDELL (77)	9	77	72	72	14	51	51	51
Ronald WILKINSON (17)	10	17	333	14	72	72	72	6
David ALLAN (2)	11	2	15	333	333	24	24	72
Bill READ (333)	12	333	14	305	24	27	305	305
Stuart ROBERTSON (53)	13	53	305	24	27	305	27	27
Carlos PEREZ (305)	14	305	27	27	305	97	97	15
Daniel CLARK (14)	15	14	24	15	97	15	15	97
Stuart McANDREW (55)	16	55	17	97	15	55	55	55
Jamie BLAKE (97)	17	97	53	17	55	17	17	555
Grant HUNTER (27)	18	27	97	55	17	53	555	17
Matthew PAPE (24)	19	24	55	555	53	555	53	53
Ewan ROBERTSON (555)	20	555	555	53	555	333	333	333
Lee NAYLOR (100)	21	100	100	100	100			
-	22							
-	23							
-	24							
-	25							
-	26							

Senior Clerk of the Course

Orbits

Sig : Steve Burns

Time :

Chief Timekeeper : Ian Sharp (SMART Timing)

Results available at [www.smart-timing.co.uk](http://www.smart-timing.co.uk) and [www.speedhive.com](http://www.speedhive.com)

Printed: 14/09/2025 12:12:11



motor sport UK



RACE WITH RESPECT

**KMSC/SMRC Race meeting**
**Sorted on Laps**
**Scottish Modsports Race Championship**
**Knockhill 1.267 miles**
**Race 10 - 2nd Race**
**14/09/2025 12:00**
**Race (15:00 and 1 Laps) started at 12:20:37**

Pos	No.	Name	Make/Model	CC	Class	Laps	Total Tm	Diff	Best Tm	In Lap	2nd Best
1	78	David HEADEN	Caterham R400	2300	A1	9	10:18.757		54.746	2	54.956
2	46	Paul SMITH	BMW E46 M3	3200	C	9	10:20.485	1.728	55.919	6	56.034
3	86	Adam MORRISON	Mini Cooper S	1998	D	9	10:21.612	2.855	56.689	3	56.755
4	7	Fraser McNEILL	Honda Civic EG	1998	D	9	10:22.418	3.661	57.545	4	57.579
5	14	Michael IMRIE	Mini Cooper S R53	1600S	D	9	10:23.214	4.457	58.484	6	59.091
6	1	Shaun DAVIDSON	Honda Civic	2000	D	9	10:23.722	4.965	57.829	6	57.910
7	26	Michael BARRON	Honda Civic	2400	D	9	10:24.993	6.236	56.318	2	56.467
8	67	Mark THOMSON	Seat Leon Cupra	2000	E	9	10:25.891	7.134	1:01.381	2	1:01.500
9	69	Andrew PATERSON	BMW 318iS	1923	E	9	10:27.289	8.532	1:00.868	2	1:01.564
10	221	James STRACHAN	Ford Fiesta	2000	D	9	10:28.358	9.601	1:00.753	6	1:01.185
11	63	Stuart THOMSON	Seat Leon Cupra	2000	E	9	10:29.690	10.933	1:02.186	2	1:02.572

**Not classified**

DNF	27	Bob BARRON	Honda Civic	2400	D	6	5:40.215	DNF	55.888	6	55.966
DNF	96	Murray DOUGLAS	Mini Cooper S	1600S	C	2	2:24.602	DNF	1:12.715	2	
DNS	21	Louise STRACHAN	Mini Cooper S	1600S	D			DNS		0	
DNS	3	Michael ANDERSON	Ford Focus	1600	C			DNS		0	

**Announcements**

New Track Record (55.888) for KMSC Modsports D by Bob BARRON.

New Track Record (55.919) for KMSC Modsports C by Paul SMITH.

New Track Record (1:00.868) for KMSC Modsports E by Andrew PATERSON.

RED FLAG after Leader completed 9 Laps - Result declared

Margin of Victory	Avg. Speed	Best Lap Tm	Best Speed	Best Lap by
1.728	66.339	54.746	83.309	78 - David HEADEN

**Senior Clerk of the Course**
**Orbits**

Sig : Steve Burns

Time :

Chief Timekeeper : Ian Sharp (SMART Timing)

 Results available at [www.smart-timing.co.uk](http://www.smart-timing.co.uk) and [www.speedhive.com](http://www.speedhive.com)

Printed: 14/09/2025 12:38:58

**KMSC/SMRC Race meeting****Sorted on Laps**

Scottish Modsports Race Championship

Knockhill 1.267 miles

Race 10 - 2nd Race

14/09/2025 12:00

Race (15:00 and 1 Laps) started at 12:20:37

Pos	No.	Name	Make/Model	CC	Class	Laps	Total Tm	Diff	Best Tm	In Lap	2nd Best
<b>KMSC Modsports A1</b>											
1	78	David HEADEN	Caterham R400	2300	A1	9	10:18.757		54.746	2	54.956
<b>KMSC Modsports C</b>											
1	46	Paul SMITH	BMW E46 M3	3200	C	9	10:20.485		55.919	6	56.034
<b>Not classified</b>											
DNF	96	Murray DOUGLAS	Mini Cooper S	1600S	C	2	2:24.602	DNF	1:12.715	2	
DNS	3	Michael ANDERSON	Ford Focus	1600	C			DNS		0	
<b>KMSC Modsports D</b>											
1	86	Adam MORRISON	Mini Cooper S	1998	D	9	10:21.612		56.689	3	56.755
2	7	Fraser McNEILL	Honda Civic EG	1998	D	9	10:22.418	0.806	57.545	4	57.579
3	14	Michael IMRIE	Mini Cooper S R53	1600S	D	9	10:23.214	1.602	58.484	6	59.091
4	1	Shaun DAVIDSON	Honda Civic	2000	D	9	10:23.722	2.110	57.829	6	57.910
5	26	Michael BARRON	Honda Civic	2400	D	9	10:24.993	3.381	56.318	2	56.467
6	221	James STRACHAN	Ford Fiesta	2000	D	9	10:28.358	6.746	1:00.753	6	1:01.185
<b>Not classified</b>											
DNF	27	Bob BARRON	Honda Civic	2400	D	6	5:40.215	DNF	55.888	6	55.966
DNS	21	Louise STRACHAN	Mini Cooper S	1600S	D			DNS		0	
<b>KMSC Modsports E</b>											
1	67	Mark THOMSON	Seat Leon Cupra	2000	E	9	10:25.891		1:01.381	2	1:01.500
2	69	Andrew PATERSON	BMW 318iS	1923	E	9	10:27.289	1.398	1:00.868	2	1:01.564
3	63	Stuart THOMSON	Seat Leon Cupra	2000	E	9	10:29.690	3.799	1:02.186	2	1:02.572

**Announcements**

New Track Record (55.888) for KMSC Modsports D by Bob BARRON.

New Track Record (55.919) for KMSC Modsports C by Paul SMITH.

New Track Record (1:00.868) for KMSC Modsports E by Andrew PATERSON.

RED FLAG after Leader completed 9 Laps - Result declared

Margin of Victory	Avg. Speed	Best Lap Tm	Best Speed	Best Lap by
1.728	66.339	54.746	83.309	78 - David HEADEN

**Senior Clerk of the Course****Orbits**

Sig : Steve Burns

Time :

Chief Timekeeper : Ian Sharp (SMART Timing)

Results available at [www.smart-timing.co.uk](http://www.smart-timing.co.uk) and [www.speedhive.com](http://www.speedhive.com)

Printed: 14/09/2025 16:02:34





# KMSC/SMRC Race meeting

## Scottish Modsports Race Championship

Knockhill 1.267 miles

### Race 10 - 2nd Race

14/09/2025 12:00

Race (15:00 and 1 Laps) started at 12:20:37

Lap	Time of Day	Lap Tm	S1	S2	S3	S2Spd	SFSpd	Lap	Time of Day	Lap Tm	S1	S2	S3	S2Spd	SFSpd
<b>(78) David HEADEN</b>															
1	12:21:37.985			21.595	16.413	111.7	105.7	7	12:27:56.239	<b>1:04.801</b>	19.296	25.450	20.055	90.9	77.0
2	12:22:32.731	<b>54.746</b>	17.947	<b>20.785</b>	16.014	<b>113.9</b>	106.4	8	12:29:12.347	<b>1:16.108</b>	24.233	26.860	25.015	60.8	72.5
3	12:23:27.818	<b>55.087</b>	17.874	21.186	16.027		<b>107.2</b>	9	12:31:02.236	<b>1:49.889</b>	37.980	34.120	37.789	41.6	38.5
4	12:24:23.259	<b>55.441</b>	17.899	21.182	16.360		105.7	<b>(67) Mark THOMSON</b>							
5	12:25:19.396	<b>56.137</b>	18.322	21.349	16.466		103.7	1	12:21:43.918			23.299	17.580	<b>102.0</b>	<b>94.8</b>
6	12:26:14.747	<b>55.351</b>	17.996	21.140	16.215		105.7	2	12:22:45.299	<b>1:01.381</b>	20.580	<b>23.149</b>	17.652		93.7
7	12:27:09.703	<b>54.956</b>	<b>17.745</b>	21.230	<b>15.981</b>	110.0	106.7	3	12:23:46.983	<b>1:01.684</b>	20.554	23.326	17.804		93.7
8	12:28:30.335	<b>1:20.632</b>	18.680	31.212	30.740	53.0	42.2	4	12:24:48.483	<b>1:01.500</b>	20.399	23.575	<b>17.526</b>		93.3
9	12:30:56.000	<b>2:25.665</b>	41.061	58.601	46.003	18.0	36.8	5	12:25:50.312	<b>1:01.829</b>	20.735	23.439	17.655		93.6
<b>(46) Paul SMITH</b>															
1	12:21:40.068			21.812	17.296		96.8	6	12:26:52.249	<b>1:01.937</b>	<b>20.260</b>	23.613	18.064		94.1
2	12:22:36.177	<b>56.109</b>	18.436	21.114	<b>16.559</b>		<b>99.1</b>	7	12:28:00.788	<b>1:08.539</b>	20.648	27.212	20.679	79.1	81.6
3	12:23:32.211	<b>56.034</b>	18.158	21.185	16.691		98.3	8	12:29:13.707	<b>1:12.919</b>	23.597	28.665	20.657	81.4	76.4
4	12:24:28.505	<b>56.294</b>	18.247	<b>21.111</b>	16.936		99.1	9	12:31:03.134	<b>1:49.427</b>	37.588	34.035	37.804		36.7
5	12:25:27.104	<b>58.599</b>	20.602	21.419	16.578		99.1	<b>(69) Andrew PATERSON</b>							
6	12:26:23.023	<b>55.919</b>	<b>17.974</b>	21.322	16.623		98.8	1	12:21:45.042			23.420	18.115	98.4	<b>91.3</b>
7	12:27:22.830	<b>59.807</b>	18.461	21.330	20.016		44.4	2	12:22:45.910	<b>1:00.868</b>	19.816	23.288	17.764	<b>100.6</b>	91.3
8	12:29:07.261	<b>1:44.431</b>	44.217	36.771	23.443		58.7	3	12:23:47.485	<b>1:01.575</b>	20.108	23.715	17.752		99.4
9	12:30:57.728	<b>1:50.467</b>	37.312	35.568	37.587		37.1	4	12:24:49.049	<b>1:01.564</b>	20.428	23.554	<b>17.582</b>		90.7
<b>(86) Adam MORRISON</b>															
1	12:21:40.579			22.066	17.390	<b>107.9</b>	96.1	5	12:25:51.532	<b>1:02.483</b>	20.898	<b>23.108</b>	18.477	100.2	88.1
2	12:22:38.066	<b>57.487</b>	18.501	21.542	17.444	105.3	96.8	6	12:26:53.246	<b>1:01.714</b>	<b>19.414</b>	24.145	18.155	100.0	90.1
3	12:23:34.755	<b>56.689</b>	<b>18.386</b>	21.293	<b>17.010</b>	106.2	97.5	7	12:28:02.182	<b>1:08.936</b>	20.276	28.017	20.643	69.1	83.9
4	12:24:31.510	<b>56.755</b>	18.493	<b>21.220</b>	17.042	105.5	<b>97.7</b>	8	12:29:15.245	<b>1:13.063</b>	22.896	28.798	21.369	77.0	79.0
5	12:25:28.693	<b>57.183</b>	18.531	21.312	17.340	106.5	92.4	9	12:31:04.532	<b>1:49.287</b>	37.133	34.378	37.776	41.5	33.9
6	12:26:26.054	<b>57.361</b>	18.647	21.489	17.225	105.2	96.0	<b>(221) James STRACHAN</b>							
7	12:27:25.887	<b>59.833</b>	18.675	21.502	19.656	104.9	64.5	1	12:21:45.887			23.319	18.237		90.6
8	12:29:09.424	<b>1:43.537</b>	42.275	36.375	24.887	58.0	61.9	2	12:22:47.882	<b>1:01.995</b>	20.435	23.383	18.177		91.1
9	12:30:58.855	<b>1:49.431</b>	36.642	35.539	37.250	48.6	37.3	3	12:23:49.589	<b>1:01.707</b>	20.201	23.329	18.177		90.1
<b>(7) Fraser McNEILL</b>															
1	12:21:42.199			22.730	17.417	100.9	92.6	4	12:24:50.774	<b>1:01.185</b>	19.984	<b>23.041</b>	18.160	<b>102.8</b>	90.0
2	12:22:39.832	<b>57.633</b>	18.868	21.565	17.200	<b>104.0</b>	94.4	5	12:25:52.753	<b>1:01.979</b>	20.657	23.066	18.256		90.2
3	12:23:37.725	<b>57.893</b>	18.991	21.756	17.146	103.7	<b>94.7</b>	6	12:26:53.506	<b>1:00.753</b>	<b>19.565</b>	23.105	<b>18.083</b>		<b>91.4</b>
4	12:24:35.270	<b>57.545</b>	<b>18.771</b>	<b>21.531</b>	17.243	103.6	93.9	7	12:28:03.335	<b>1:09.829</b>	20.230	28.586	21.013	67.9	85.5
5	12:25:32.849	<b>57.579</b>	18.948	21.571	<b>17.060</b>	103.7	94.5	8	12:29:16.067	<b>1:12.732</b>	22.640	28.795	21.297	76.3	80.0
6	12:26:30.470	<b>57.621</b>	18.825	21.616	17.180	103.6	94.0	9	12:31:05.601	<b>1:49.534</b>	37.302	34.539	37.693		33.8
7	12:27:30.595	<b>1:00.125</b>	19.185	21.786	19.154	103.4	73.7	<b>(63) Stuart THOMSON</b>							
8	12:29:10.029	<b>1:39.434</b>	39.072	35.509	24.853	56.1	63.1	1	12:21:48.003			23.867	18.109	98.5	92.3
9	12:30:59.661	<b>1:49.632</b>	36.914	35.579	37.139	44.1	36.6	2	12:22:50.189	<b>1:02.186</b>	20.608	<b>23.773</b>	<b>17.805</b>		91.4
<b>(14) Michael IMRIE</b>															
1	12:21:42.705			22.644	18.092	96.3	86.3	3	12:23:53.593	<b>1:03.404</b>	20.650	24.432	18.322	99.1	91.2
2	12:22:41.953	<b>59.248</b>	<b>19.161</b>	22.444	17.643	98.1	88.9	4	12:24:56.349	<b>1:02.756</b>	<b>20.391</b>	23.911	18.454	<b>100.8</b>	91.9
3	12:23:41.044	<b>59.091</b>	19.261	21.993	17.837	95.1	84.7	5	12:26:00.195	<b>1:03.846</b>	21.447	24.315	18.084	100.8	<b>92.8</b>
4	12:24:40.521	<b>59.477</b>	19.707	22.243	17.527	98.7	90.1	6	12:27:02.767	<b>1:02.572</b>	20.637	24.050	17.885		90.2
5	12:25:40.988	<b>1:00.467</b>	20.078	22.769	17.620	98.4	89.5	7	12:28:14.988	<b>1:12.221</b>	21.534	29.135	21.552	79.6	74.4
6	12:26:39.472	<b>58.484</b>	19.203	<b>21.795</b>	<b>17.486</b>	<b>100.8</b>	<b>91.4</b>	8	12:29:32.683	<b>1:17.695</b>	25.216	31.097	21.382		76.4
7	12:27:43.005	<b>1:03.533</b>	20.428	23.088	20.017	75.4	81.2	9	12:31:06.933	<b>1:34.250</b>	28.562	32.728	32.960	51.9	43.8
8	12:29:10.467	<b>1:27.462</b>	28.013	34.559	24.890	54.5	61.6	<b>(27) Bob BARRON</b>							
9	12:31:00.457	<b>1:49.990</b>	37.268	35.474	37.248	43.7	34.8	1	12:21:36.786			21.252	16.793		93.9
<b>(1) Shaun DAVIDSON</b>															
1	12:21:44.381			22.901	17.510	102.1	95.3	2	12:22:32.752	<b>55.966</b>	18.251	<b>20.902</b>	16.813		94.4
2	12:22:43.211	<b>58.830</b>	19.615	22.047	17.168	105.0	95.3	3	12:23:29.259	<b>56.507</b>	18.356	21.265	16.886		<b>94.9</b>
3	12:23:41.121	<b>57.910</b>	19.025	21.738	<b>17.147</b>	<b>105.8</b>	95.9	4	12:24:25.402	<b>56.143</b>	18.204	21.138	16.801		93.9
4	12:24:40.756	<b>59.635</b>	20.211	21.856	17.568	105.3	93.9	5	12:25:21.570	<b>56.168</b>	18.420	20.999	<b>16.749</b>		94.0
5	12:25:40.963	<b>1:00.207</b>	20.101	22.644	17.462	99.6	<b>96.4</b>	6	12:26:17.458	<b>55.888</b>	<b>18.073</b>	20.978	16.837		93.7
6	12:26:38.792	<b>57.829</b>	<b>18.827</b>	<b>21.720</b>	17.282	104.7	95.6	<b>(96) Murray DOUGLAS</b>							
7	12:27:43.271	<b>1:04.479</b>	21.373	23.042	20.064	71.7	79.7	1	12:21:49.130			<b>23.577</b>	<b>20.241</b>	<b>109.8</b>	<b>64.5</b>
8	12:29:10.906	<b>1:27.635</b>	28.277	34.371	24.987	55.6	62.8	2	12:23:01.845	<b>1:12.715</b>	<b>23.276</b>	25.078	24.361	80.3	32.4
9	12:31:00.965	<b>1:50.059</b>	37.770	34.989	37.300	42.1	36.7	<b>(26) Michael BARRON</b>							
1	12:21:38.620			21.533	16.688	<b>108.2</b>	<b>97.7</b>								
2	12:22:34.938	<b>56.318</b>	<b>18.317</b>	21.402	<b>16.599</b>	107.7	96.8								
3	12:23:31.405	<b>56.467</b>	18.514	21.216	16.737	108.1	97.3								
4	12:24:28.020	<b>56.615</b>	18.573	<b>21.193</b>	16.849	107.9	96.8								
5	12:25:52.586	<b>1:24.566</b>	44.118	23.245	17.203	107.4	96.1								
6	12:26:51.438	<b>58.852</b>	18.631	23.212	17.009	105.8	96.0								

Senior Clerk of the Course

Orbits

Sig : Steve Burns      Time :

Chief Timekeeper : Ian Sharp (SMART Timing)

Results available at [www.smart-timing.co.uk](http://www.smart-timing.co.uk) and [www.speedhive.com](http://www.speedhive.com)

Printed: 14/09/2025 12:39:29





# KMSC/SMRC Race meeting

# Lapchart

Scottish Modsports Race Championship

Knockhill 1.267 miles

Race 10 - 2nd Race

14/09/2025 12:00

Race (15:00 and 1 Laps) started at 12:20:37



Competitors	Laps								
	1	2	3	4	5	6	7	8	9
Bob BARRON (27)	27	78	78	78	78	78	78	78	78
David HEADEN (78)	78	27	27	27	27	27	46	46	46
Michael BARRON (26)	26	26	26	26	46	46	86	86	86
Paul SMITH (46)	46	46	46	46	86	86	7	7	7
Adam MORRISON (86)	86	86	86	86	7	7	14	14	14
Fraser McNEILL (7)	7	7	7	7	1	1	1	1	1
Michael IMRIE (14)	14	14	14	14	14	14	26	26	26
Mark THOMSON (67)	67	1	1	1	67	26	67	67	67
Shaun DAVIDSON (1)	1	67	67	67	69	67	69	69	69
Andrew PATERSON (69)	69	69	69	69	26	69	221	221	221
James STRACHAN (221)	221	221	221	221	221	221	63	63	63
Stuart THOMSON (63)	63	63	63	63	63	63			
Murray DOUGLAS (96)	96	96							
-									
-									

Senior Clerk of the Course

Orbits

Sig : Steve Burns      Time :

Chief Timekeeper : Ian Sharp (SMART Timing)

Results available at [www.smart-timing.co.uk](http://www.smart-timing.co.uk) and [www.speedhive.com](http://www.speedhive.com)

Printed: 14/09/2025 12:39:57






# KMSC/SMRC Race meeting

Scottish Modsports Race Championship  
Race 15 - 3rd Race  
Race (15:00 and 1 Laps)

Knockhill 1.267 miles  
14/09/2025 15:10



1 x 1 Grid format

POLE POSITION

2 46 Paul SMITH
4 7 Fraser McNEILL
6 1 Shaun DAVIDSON
8 67 Mark THOMSON
10 221 James STRACHAN
12 27 Bob BARRON
14 21 Louise STRACHAN

1 78 David HEADEN
3 86 Adam MORRISON
5 14 Michael IMRIE
7 26 Michael BARRON
9 69 Andrew PATERSON
11 63 Stuart THOMSON
13 96 Murray DOUGLAS
15 3 Michael ANDERSON

1  
2  
3  
4  
5  
6  
7  
8





Bulletin No. \_\_\_\_\_

**KMSC/SMRC Race meeting****Sorted on Laps**

Scottish Fiesta ST Cup

Knockhill 1.267 miles

Race 11 - 2nd Race

14/09/2025 13:15

Race (12 Laps) started at 13:31:19

Pos	No.	Name	Make/Model	CC	Class	Laps	Total Tm	Diff	Best Tm	In Lap	2nd Best
1	1	Gerry HENDRY	Ford Fiesta ST	2000	ST	12	12:29.506		1:01.870	10	1:01.918
2	99	Jamie DICKIE	Ford Fiesta ST	2000	ST	12	12:30.609	1.103	1:01.513	9	1:01.745
3	35	Andrew MACKIE	Ford Fiesta ST	2000	ST	12	12:37.026	7.520	1:01.608	5	1:02.104
4	17	Angus ROSS	Ford Fiesta ST	2000	STN	12	12:40.123	10.617	1:02.574	5	1:02.630
5	24	Lachan MacLACHLAN	Ford Fiesta ST	2000	STCN	12	12:46.053	16.547	1:02.580	11	1:02.758
6	52	Dave COLVILLE	Ford Fiesta ST	2000	ST	12	12:46.259	16.753	1:01.848	11	1:02.037
7	23	Lucy HALES-MAVER	Ford Fiesta ST	2000	ST	12	12:46.881	17.375	1:02.759	5	1:02.978
8	79	Calum BRUCE	Ford Fiesta ST	2000	ST	12	12:51.506	22.000	1:02.973	7	1:03.120

**Not classified**

DNF	30	Michael GORDON	Ford Fiesta ST	2000	ST	5	6:13.909	DNF	1:03.744	4	1:05.775
-----	----	----------------	----------------	------	----	---	----------	-----	----------	---	----------

Margin of Victory	Avg. Speed	Best Lap Tm	Best Speed	Best Lap by
1.103	73.022	1:01.513	74.144	99 - Jamie DICKIE

**Senior Clerk of the Course****Orbits**

Sig : Steve Burns

Time :

Chief Timekeeper : Ian Sharp (SMART Timing)

Results available at [www.smart-timing.co.uk](http://www.smart-timing.co.uk) and [www.speedhive.com](http://www.speedhive.com)

Printed: 14/09/2025 13:45:20

motor  
sport  
UK





Bulletin No. \_\_\_\_\_

# KMSC/SMRC Race meeting

# Lapchart

Scottish Fiesta ST Cup

Knockhill 1.267 miles

Race 11 - 2nd Race

14/09/2025 13:15

Race (12 Laps) started at 13:31:19

Competitors	Laps												
	1	2	3	4	5	6	7	8	9	10	11	12	
Jamie DICKIE (99)	1	99	99	1	1	1	1	1	1	1	1	1	1
Gerry HENDRY (1)	2	1	1	35	99	99	99	99	99	99	99	99	99
Andrew MACKIE (35)	3	35	35	99	35	35	35	35	35	35	35	35	35
Dave COLVILLE (52)	4	52	17	17	17	17	17	17	17	17	17	17	17
Michael GORDON (30)	5	30	23	23	23	23	23	23	23	23	23	23	24
Angus ROSS (17)	6	17	24	24	24	24	24	24	24	24	24	24	52
Lucy HALES-MAVER (23)	7	23	79	79	79	79	79	79	52	52	52	52	23
Lachan MacLACHLAN (24)	8	24	52	52	52	52	52	79	79	79	79	79	79
Calum BRUCE (79)	9	79	30	30	30	30							

Senior Clerk of the Course

Orbits

Sig : Steve Burns

Time :

Chief Timekeeper : Ian Sharp (SMART Timing)

Results available at [www.smart-timing.co.uk](http://www.smart-timing.co.uk) and [www.speedhive.com](http://www.speedhive.com)

Printed: 14/09/2025 13:45:58



motor sport UK



RACE WITH RESPECT

Scottish Ford Fiesta ST Cup



Pos	Car No.	Name	Class	Knockhill		Knockhill		Cadwell Park		Knockhill		Knockhill		Knockhill		Total	Diff	1st Place	2nd Place	3rd Place
				1	2	3	4	5	6	7	8	9	10	11	12					
1	1	Gerry HENDRY		25	25	25	25	35	25	25	25	20	25			255		9	1	
2	52	Dave COLVILLE		20	20	20	20	26	16	16	16	16	10			180	-75		4	5
3	99	Jamie DICKIE				14	16	30	20	20	20	25	20			165	-15	1	4	1
4	30	Michael GORDON		16	16	12	8	20	14	12	12	12				122	-43		1	2
5	17	Angus ROSS	N	10	12	10	12	22		10	9	10	14			109	-13			
6	61	Peter CRUICKSHANK		14	14		10	24	12	14	14					102	-7			
7	23	Lucy HALES-MAVER		12	10	9	9					8	9			57	-45			
8=	68	Arran WARD				16	14	10								40	-17			1
8=	35	Andrew MACKIE									10	14	16			40	0			
10	24	Lachlan McLACHLAN	N/C							9	8	9	12			38	-2			
11	79	Calum BRUCE		9	9							7	8			33	-5			1

Scottish Ford Fiesta ST Newcomers Cup



Pos	Car No.	Name	Class	Knockhill	6th April	Knockhill	17th May	Cadwell Park	15th June	Knockhill	13th July	Knockhill	13th & 14th September	Knockhill	112th October	Total	Diff
				1	2	3	4	5	6	7	8	9	10	11	12		
1	17	Angus ROSS	N	16	16	16	16	26		20	20	20	20			170	
2	35	Lachlan McLACHLAN	N							16	16	16	16			64	-106

1st Place	2nd Place	3rd Place
9		
	4	

Scottish Ford Fiesta ST Challenge



Pos	Car No.	Name	Class													Total	Diff
				Knockhill	6th April	Knockhill	17th May	Cadwell Park	15th June	Knockhill	13th July	Knockhill	13th & 14th September	Knockhill	112th October		
1	24	Lachlan McLACHLAN	N							16	16	16	16			64	

1st Place	2nd Place	3rd Place
4		



## KMSC/SMRC Race meeting

Sorted on Laps

Scottish Classic Sports &amp; Saloon Championship

Knockhill 1.267 miles

Race 12 - 1st Race

14/09/2025 13:40

Race (12 Laps) started at 13:51:42

Pos	No.	Name	Make/Model	CC	Class	Laps	Total Tm	Diff	Best Tm	In Lap	2nd Best
1	13	Alastair BAPTIE	MGB GT V8	3500	CE	12	11:39.326		57.341	5	57.519
2	32	Alasdair COATES	MGB GT V8	3500	CE	12	11:50.396	11.070	57.816	3	57.942
3	51	Ewan ANDERSON	MGB GT V8	3500	CE	12	11:59.009	19.683	58.988	4	59.001
4	88	Shonny PATERSON	Triumph TR8	4000	CE	12	12:06.225	26.899	58.821	2	59.202
5	91	Craig HOUSTON	Lotus Excel	2174	CB	12	12:07.197	27.871	59.659	4	59.851
6	62	Andrew KINMOND	TVR Vixen	2500	CB	12	12:15.722	36.396	1:00.367	5	1:00.407
7	21	Jimmy CROW	Scimitar Coupe GT	3000	CG	12	12:29.644	50.318	1:00.887	4	1:01.000
8	63	John KINMOND	Austin Mini	998	CA	11	11:47.872	1 Lap	1:02.650	2	1:03.380
9	25	Jim GRANT	Lotus Elan	1600	CI	11	12:12.056	1 Lap	1:05.355	11	1:05.506
10	11	Iain MITCHELL	Vauxhall Nova	1300	CA	11	12:14.427	1 Lap	1:05.280	11	1:05.728
11	5	Michael LONGSTAFFE	MG Midget	1380	CA	11	12:19.671	1 Lap	1:05.184	10	1:05.741
12	77	Tony LEESE	Volkswagon Golf	1600	CB	11	12:19.941	1 Lap	1:05.246	10	1:05.757
13	23	Sonny GRAY	Ford Fiesta XR2	1600	XR	11	12:35.950	1 Lap	1:06.162	5	1:07.583
14	71	Paul BOWERS	Fiat 128	1300	CA	11	12:39.782	1 Lap	1:05.531	4	1:05.876
15	67	Richard COOPER	Ginetta G15	1600	CA	11	12:41.436	1 Lap	1:06.684	10	1:07.008

**Not classified**

DNF	666	Arron HUNTER	Ford Fiesta XR2	1600	XR	4	4:55.128	DNF	1:07.502	2	1:07.876
-----	-----	--------------	-----------------	------	----	---	----------	-----	----------	---	----------

Margin of Victory	Avg. Speed	Best Lap Tm	Best Speed	Best Lap by
11.070	78.261	57.341	79.539	13 - Alastair BAPTIE

**Senior Clerk of the Course****Orbits**

Sig : Steve Burns

Time :

Chief Timekeeper : Ian Sharp (SMART Timing)

Results available at [www.smart-timing.co.uk](http://www.smart-timing.co.uk) and [www.speedhive.com](http://www.speedhive.com)

Printed: 14/09/2025 14:07:02





## KMSC/SMRC Race meeting

Scottish Classic Sports & Saloon Championship

Knockhill 1.267 miles

Race 12 - 1st Race

14/09/2025 13:40

Race (12 Laps) started at 13:51:42

Lap	Time of Day	Lap Tm	S1	S2	S3	S2Spd	SFSpd	Lap	Time of Day	Lap Tm	S1	S2	S3	S2Spd	SFSpd
<b>(13) Alastair BAPTIE</b>															
1	13:52:43.627			21.983	17.035	105.5	98.0	3	13:54:51.095	<b>1:00.926</b>	19.909	23.305	17.712	99.6	92.4
2	13:53:42.080	<b>58.453</b>	18.980	22.589	16.884	107.7	99.0	4	13:55:51.919	<b>1:00.824</b>	20.009	22.994	17.821	99.9	91.7
3	13:54:39.739	<b>57.659</b>	18.677	22.067	16.915	107.9	98.7	5	13:56:52.286	<b>1:00.367</b>	19.668	<b>22.924</b>	17.775	99.6	91.8
4	13:55:37.318	<b>57.579</b>	18.845	<b>21.876</b>	<b>16.858</b>	107.2	99.0	6	13:57:52.737	<b>1:00.451</b>	19.744	23.053	17.654	100.5	91.9
5	13:56:34.659	<b>57.341</b>	<b>18.512</b>	21.947	16.882	107.5	<b>99.3</b>	7	13:58:53.144	<b>1:00.407</b>	19.578	22.978	17.851	100.5	91.6
6	13:57:32.178	<b>57.519</b>	18.726	21.919	16.874	<b>108.4</b>	98.8	8	13:59:54.295	<b>1:01.151</b>	<b>19.499</b>	23.222	18.430	100.6	91.1
7	13:58:30.153	<b>57.975</b>	18.696	22.309	16.970	107.2	98.4	9	14:00:55.549	<b>1:01.254</b>	19.603	23.951	17.700	98.4	92.1
8	13:59:28.423	<b>58.270</b>	18.885	22.345	17.040	105.0	98.1	10	14:01:56.328	<b>1:00.779</b>	19.937	23.042	17.800	99.6	91.3
9	14:00:27.008	<b>58.585</b>	18.926	22.604	17.055	105.5	98.3	11	14:02:56.809	<b>1:00.481</b>	19.855	22.990	<b>17.636</b>	<b>101.4</b>	92.2
10	14:01:25.192	<b>58.184</b>	18.858	22.411	16.915	106.0	97.7	12	14:03:58.721	<b>1:01.912</b>	20.816	23.239	17.857	100.6	90.8
11	14:02:23.482	<b>58.290</b>	18.852	22.532	16.906	104.4	97.1								
12	14:03:22.325	<b>58.843</b>	18.947	22.633	17.263	103.7	97.5								
<b>(21) Jimmy CROW</b>															
1	13:52:50.326							1	13:52:50.326			23.637	18.156	<b>98.4</b>	89.4
2	13:53:51.752							2	13:53:51.752	<b>1:01.426</b>	20.059	23.511	17.856	98.0	90.4
3	13:54:52.752							3	13:54:52.752	<b>1:01.000</b>	19.989	23.117	17.894	98.0	89.7
4	13:55:53.639							4	13:55:53.639	<b>1:00.887</b>	19.944	<b>23.167</b>	<b>17.776</b>	98.0	<b>90.6</b>
5	13:56:54.870							5	13:56:54.870	<b>1:01.231</b>	19.934	<b>22.988</b>	18.309	94.7	89.7
6	13:57:55.989							6	13:57:55.989	<b>1:01.119</b>	20.081	23.174	17.864	97.8	89.4
7	13:58:57.378							7	13:58:57.378	<b>1:01.389</b>	20.080	23.453	17.856	97.4	89.8
8	13:59:58.813							8	13:59:58.813	<b>1:01.435</b>	<b>19.921</b>	23.345	18.169	97.3	88.6
9	14:01:01.982							9	14:01:01.982	<b>1:03.169</b>	20.181	24.464	18.524	95.3	89.8
10	14:02:03.452							10	14:02:03.452	<b>1:01.470</b>	19.953	23.486	18.031	97.4	89.6
11	14:03:04.988							11	14:03:04.988	<b>1:01.536</b>	20.187	23.227	18.122	96.8	87.4
12	14:04:12.643							12	14:04:12.643	<b>1:07.655</b>	21.022	25.814	20.819	81.1	68.3
<b>(63) John KINMOND</b>															
1	13:52:52.523							1	13:52:52.523			24.252	19.049	92.6	<b>82.7</b>
2	13:53:55.173							2	13:53:55.173	<b>1:02.650</b>	20.450	<b>23.462</b>	<b>18.738</b>	<b>92.9</b>	82.4
3	13:54:58.553							3	13:54:58.553	<b>1:03.380</b>	<b>20.173</b>	<b>23.607</b>	19.600	92.4	81.0
4	13:56:02.009							4	13:56:02.009	<b>1:03.456</b>	20.653	23.697	19.106	92.2	81.5
5	13:57:05.855							5	13:57:05.855	<b>1:03.846</b>	20.727	23.865	19.254	91.6	80.4
6	13:58:09.789							6	13:58:09.789	<b>1:03.934</b>	20.774	23.907	19.253	91.4	80.0
7	13:59:13.769							7	13:59:13.769	<b>1:03.980</b>	20.754	23.952	19.274	91.1	80.2
8	14:00:18.088							8	14:00:18.088	<b>1:04.319</b>	20.894	24.183	19.242	91.1	80.0
9	14:01:21.907							9	14:01:21.907	<b>1:03.819</b>	20.728	23.919	19.172	90.2	80.2
10	14:02:27.119							10	14:02:27.119	<b>1:05.212</b>	20.792	25.249	19.171	89.2	80.1
11	14:03:30.871							11	14:03:30.871	<b>1:03.752</b>	20.655	23.880	19.217	90.7	80.4
<b>(25) Jim GRANT</b>															
1	13:52:55.341							1	13:52:55.341			25.344	19.646	93.5	83.5
2	13:54:01.657							2	13:54:01.657	<b>1:06.316</b>	21.912	25.129	19.275	93.7	82.5
3	13:55:07.844							3	13:55:07.844	<b>1:06.187</b>	21.652	24.923	19.612	93.3	82.8
4	13:56:13.767							4	13:56:13.767	<b>1:05.923</b>	21.359	25.025	19.539	92.9	84.1
5	13:57:19.847							5	13:57:19.847	<b>1:06.080</b>	21.561	25.052	19.467	93.5	80.8
6	13:58:25.975							6	13:58:25.975	<b>1:06.128</b>	21.492	24.983	19.653	92.3	80.0
7	13:59:32.363							7	13:59:32.363	<b>1:06.388</b>	21.501	25.496	19.391	93.2	<b>84.5</b>
8	14:00:38.313							8	14:00:38.313	<b>1:05.950</b>	21.381	24.928	19.641	93.7	81.7
9	14:01:44.194							9	14:01:44.194	<b>1:05.881</b>	21.423	24.948	19.510	93.3	83.5
10	14:02:49.700							10	14:02:49.700	<b>1:05.506</b>	<b>21.256</b>	24.930	19.320	93.6	82.2
11	14:03:55.055							11	14:03:55.055	<b>1:05.355</b>	21.643	<b>24.651</b>	<b>19.061</b>	<b>94.4</b>	81.1
<b>(11) Iain MITCHELL</b>															
1	13:52:55.156							1	13:52:55.156			25.523	19.831	86.6	77.4
2	13:54:02.532							2	13:54:02.532	<b>1:07.376</b>	22.396	25.394	19.586	88.1	77.3
3	13:55:09.060							3	13:55:09.060	<b>1:06.528</b>	22.446	24.469	19.613	88.3	77.6
4	13:56:15.063							4	13:56:15.063	<b>1:06.003</b>	21.630	24.612	19.761	87.8	77.9
5	13:57:21.294							5	13:57:21.294	<b>1:06.231</b>	21.855	24.667	19.709	87.8	77.7
6	13:58:27.869							6	13:58:27.869	<b>1:06.575</b>	22.183	24.749	19.643	87.6	77.7
7	13:59:34.048							7	13:59:34.048	<b>1:06.179</b>	22.235	24.396	19.548	88.2	77.4
8	14:00:39.776							8	14:00:39.776	<b>1:05.728</b>	21.787	24.495	<b>19.446</b>	88.1	77.7
9	14:01:46.079							9	14:01:46.079	<b>1:06.303</b>	21.656	25.013	19.634	87.6	77.2
10	14:02:52.146							10	14:02:52.146	<b>1:06.067</b>	21.610	24.846	19.611	87.6	<b>77.9</b>
11	14:03:57.426							11	14:03:57.426	<b>1:05.280</b>	<b>21.499</b>	<b>24.244</b>	19.537	<b>88.9</b>	77.0
<b>(5) Michael LONGSTAFFE</b>															
1	13:52:58.488							1	13:52:58.488			26.241	19.784	85.9	81.0
2	13:54:06.770							2	13:54:06.770	<b>1:08.282</b>	22.059	25.621	20.602	84.7	79.0
3	13:55:13.686							3	13:55:13.686	<b>1:06.916</b>	21.680	25.602	19.634	88.1	81.1
4	13:56:20.169							4	13:56:20.169	<b>1:06.483</b>	21.929	25.195	19.359	89.8	<b>81.6</b>
5	13:57:26.410							5	13:57:26.410	<b>1:06.241</b>	21.977	24.939	19.325	90.0	81.4
6	13:58:32.328							6	13:58:32.328	<b>1:05.918</b>	21.308	25.146	19.464	89.4	80.9
7	13:59:38.316							7	13:59:38.316	<b>1:05.988</b>	21.470	25.332	19.186	<b>90.3</b>	81.4
8	14:00:44.612							8	14:00:44.612	<b>1:06.296</b>	21.563	25.456	19.277	88.2	81.1
9	14:01:50.353							9	14:01:50.353	<b>1:05.741</b>	21.358	<b>24.753</b>	19.630	90.3	81.3
<b>(62) Andrew KINMOND</b>															
1	13:52:49.339			23.712	17.764	99.9	<b>93.1</b>								
2	13:53:50.169	<b>1:00.830</b>	19.879	23.171	17.780	101.1	91.9								
<b>(91) Craig HOUSTON</b>															
1	13:52:48.177			22.966	18.069	102.3	91.2								
2	13:53:48.167	<b>59.990</b>	19.395	22.765	17.830	103.4	90.1								
3	13:54:48.038	<b>59.871</b>	19.370	22.648	17.853	102.9	90.4								
4	13:55:47.697	<b>59.659</b>	<b>19.316</b>	22.447	17.896	103.9	90.9								
5	13:56:47.624	<b>59.927</b>	19.353	22.610	17.964	104.2	<b>92.3</b>								
6	13:57:47.629	<b>1:00.005</b>	19.408	22.510	18.087	<b>104.9</b>	91.6								
7	13:58:47.480	<b>59.851</b>	19.399	22.444	18.008	104.7	91.7								
8	13:59:48.783	<b>1:01.303</b>	20.547	22.859	17.897	104.0	91.3								
9	14:00:49.875	<b>1:01.092</b>	19.658	23.651	<b>17.783</b>	102.1	90.9								
10	14:01:50.089	<b>1:00.214</b>	19.534	22.706	17.974	104.0	90.7								
11	14:02:50.132	<b>1:00.043</b>	19.390	22.731	17.922	103.4	91.1								
12	14:03:50.196	<b>1:00.064</b>	19.830	<b>22.386</b>	17.848	103.9	91.4								

Senior Clerk of the Course

Sig : Steve Burns Time :  
Chief Timekeeper : Ian Sharp (SMART Timing)  
Results available at www.smart-timing.co.uk and www.speedhive.com  
Printed: 14/09/2025 14:07:21

Orbits





## KMSC/SMRC Race meeting

Scottish Classic Sports & Saloon Championship

Knockhill 1.267 miles

Race 12 - 1st Race

14/09/2025 13:40

Race (12 Laps) started at 13:51:42

Lap	Time of Day	Lap Tm	S1	S2	S3	S2Spd	SFSpd	Lap	Time of Day	Lap Tm	S1	S2	S3	S2Spd	SFSpd
10	14:02:55.537	<b>1:05.184</b>	<b>21.214</b>	24.822	<b>19.148</b>	89.8	80.9								
11	14:04:02.670	<b>1:07.133</b>	22.622	25.013	19.498	90.2	81.0								

(77) Tony LEESE

1	13:52:57.224			25.691	20.365	85.3	72.9
2	13:54:05.036	<b>1:07.812</b>	22.313	25.312	20.187	86.9	72.7
3	13:55:12.649	<b>1:07.613</b>	22.252	25.103	20.258	87.0	73.1
4	13:56:19.697	<b>1:07.048</b>	21.895	25.021	20.132	86.8	74.2
5	13:57:26.601	<b>1:06.904</b>	21.809	25.071	20.024	86.8	74.4
6	13:58:33.581	<b>1:06.980</b>	21.950	24.710	20.320	88.1	74.3
7	13:59:40.092	<b>1:06.511</b>	21.737	25.169	19.605	87.6	76.6
8	14:00:46.006	<b>1:05.914</b>	21.914	24.608	19.392	88.1	77.0
9	14:01:51.763	<b>1:05.757</b>	<b>21.152</b>	24.926	19.679	88.6	76.2
10	14:02:57.009	<b>1:05.246</b>	21.451	<b>24.555</b>	<b>19.240</b>	<b>89.7</b>	77.4
11	14:04:02.940	<b>1:05.931</b>	21.641	24.975	19.315	88.9	<b>81.3</b>

(23) Sonny GRAY

1	13:52:57.221			26.057	20.586		75.8
2	13:54:06.012	<b>1:08.791</b>	22.947				<b>76.4</b>
3	13:55:13.766	<b>1:07.754</b>	21.733				75.7
4	13:56:21.507	<b>1:07.741</b>	22.111				75.1
5	13:57:27.669	<b>1:06.162</b>	<b>21.453</b>				75.7
6	13:58:35.252	<b>1:07.583</b>	21.566				74.1
7	13:59:44.148	<b>1:08.896</b>	21.580				69.5
8	14:00:54.125	<b>1:09.977</b>	23.928	<b>25.661</b>	<b>20.388</b>		74.2
9	14:02:02.199	<b>1:08.074</b>	22.117				72.0
10	14:03:10.716	<b>1:08.517</b>	22.087				73.8
11	14:04:18.949	<b>1:08.233</b>	22.149				73.9

(71) Paul BOWERS

1	13:52:55.784			25.959	20.361	88.0	79.1
2	13:54:02.973	<b>1:07.189</b>	22.484	25.144	19.561	91.1	<b>82.1</b>
3	13:55:10.183	<b>1:07.210</b>	22.617	24.748	19.845	91.7	79.3
4	13:56:15.714	<b>1:05.531</b>	<b>21.585</b>	<b>24.377</b>	19.569	<b>91.8</b>	81.1
5	13:57:21.759	<b>1:06.045</b>	21.856	24.602	19.587	91.3	81.0
6	13:58:28.501	<b>1:06.742</b>	22.165	25.074	<b>19.503</b>	90.7	80.5
7	13:59:48.213	<b>1:19.712</b>	24.338	32.113	23.261	66.3	73.4
8	14:01:01.365	<b>1:13.152</b>	23.459	27.983	21.710	77.6	73.5
9	14:02:10.282	<b>1:08.917</b>	23.336	25.530	20.051	86.8	78.9
10	14:03:16.905	<b>1:06.623</b>	21.892	25.212	19.519	90.1	79.9
11	14:04:22.781	<b>1:05.876</b>	21.682	24.626	19.568	90.6	79.2

(67) Richard COOPER

1	13:52:59.203			26.928	<b>19.453</b>	83.4	<b>77.5</b>
2	13:54:08.599	<b>1:09.396</b>	23.101	25.702	20.593	83.9	68.4
3	13:55:17.591	<b>1:08.992</b>	22.475	26.122	20.395	81.5	70.2
4	13:56:25.712	<b>1:08.121</b>	22.092	25.523	20.506	83.8	74.2
5	13:57:33.552	<b>1:07.840</b>	22.235	25.413	20.192	85.6	75.8
6	13:58:44.212	<b>1:10.660</b>	22.807	27.327	20.526	82.7	71.4
7	13:59:55.513	<b>1:11.301</b>	23.707	26.758	20.836	82.3	72.6
8	14:01:03.623	<b>1:08.110</b>	22.293	26.085	19.732	81.7	74.2
9	14:02:10.743	<b>1:07.120</b>	22.349	25.194	19.577	86.4	76.8
10	14:03:17.427	<b>1:06.684</b>	21.730	25.377	19.577	86.9	76.0
11	14:04:24.435	<b>1:07.008</b>	<b>21.622</b>	<b>24.709</b>	20.677	<b>87.0</b>	67.6

(666) Arron HUNTER

1	13:52:57.785			26.046	20.217	<b>85.9</b>	75.0
2	13:54:05.287	<b>1:07.502</b>	22.265	<b>25.391</b>	<b>19.846</b>	85.1	<b>75.8</b>
3	13:55:13.163	<b>1:07.876</b>	22.180	25.447	20.249	85.5	75.1
4	13:56:38.127	<b>1:24.964</b>	<b>22.016</b>	32.688	30.260	58.2	34.4

Senior Clerk of the Course

Orbits

Sig : Steve Burns      Time :

Chief Timekeeper : Ian Sharp (SMART Timing)

Results available at [www.smart-timing.co.uk](http://www.smart-timing.co.uk) and [www.speedhive.com](http://www.speedhive.com)

Printed: 14/09/2025 14:07:21





## KMSC/SMRC Race meeting

## Lapchart

Scottish Classic Sports & Saloon Championship

Knockhill 1.267 miles

Race 12 - 1st Race

14/09/2025 13:40

Race (12 Laps) started at 13:51:42



Competitors	Laps											
	1	2	3	4	5	6	7	8	9	10	11	12
Alastair BAPTIE (13)	1	13	13	13	13	13	13	13	13	13	13	13
Alasdair COATES (32)	2	32	32	32	32	32	32	32	32	32	32	32
Ewan ANDERSON (51)	3	51	51	51	51	51	51	51	51	51	51	51
Shonny PATERSON (88)	4	88	88	88	88	88	88	88	88	88	88	88
Craig HOUSTON (91)	5	91	91	91	91	91	91	91	91	91	91	91
Andrew KINMOND (62)	6	62	62	62	62	62	62	62	62	62	62	62
Jimmy CROW (21)	7	21	21	21	21	21	21	21	21	21	21	21
John KINMOND (63)	8	63	63	63	63	63	63	63	63	63	63	63
Iain MITCHELL (11)	9	11	25	25	25	25	25	25	25	25	25	25
Jim GRANT (25)	10	25	11	11	11	11	11	11	11	11	11	11
Paul BOWERS (71)	11	71	71	71	71	71	5	5	5	5	5	5
Sonny GRAY (23)	12	23	77	77	77	5	5	77	77	77	77	77
Tony LEESE (77)	13	77	666	666	5	77	77	23	23	23	23	23
Arron HUNTER (666)	14	666	23	5	23	23	23	71	71	71	71	71
Michael LONGSTAFFE (5)	15	5	5	23	67	67	67	67	67	67	67	67
Richard COOPER (67)	16	67	67	67	666							

Senior Clerk of the Course

Orbits

Sig : Steve Burns      Time :

Chief Timekeeper : Ian Sharp (SMART Timing)

Results available at [www.smart-timing.co.uk](http://www.smart-timing.co.uk) and [www.speedhive.com](http://www.speedhive.com)

Printed: 14/09/2025 14:07:44





## KMSC/SMRC Race meeting


Scottish Classic Sports & Saloon Championship

Knockhill 1.267 miles

Race 18 - 2nd Race

14/09/2025 16:25

Race (12 Laps)



POLE POSITION

2	32 Alasdair COATES
4	88 Shonny PATERSON
6	62 Andrew KINMOND
8	63 John KINMOND
10	11 Iain MITCHELL
12	77 Tony LEESE
14	71 Paul BOWERS
16	666 Arron HUNTER

1	13 Alastair BAPTIE
3	51 Ewan ANDERSON
5	91 Craig HOUSTON
7	21 Jimmy CROW
9	25 Jim GRANT
11	5 Michael LONGSTAFFE
13	23 Sonny GRAY
15	67 Richard COOPER

1  
2  
3  
4  
5  
6  
7  
8

Senior Clerk of the Course

Orbits

Sig : Steve Burns      Time :  
Chief Timekeeper : Ian Sharp (SMART Timing)  
Results available at [www.smart-timing.co.uk](http://www.smart-timing.co.uk) and [www.speedhive.com](http://www.speedhive.com)



## KMSC/SMRC Race meeting

Sorted on best lap time

Super Lap Scotland

Knockhill 1.267 miles

Qualifying

14/09/2025 14:00

Practice (20:00 Time) started at 14:07:51

Pos	No.	Name	Make/Model	CC	Class	Laps	Best Tm	Diff	Best Speed	2nd Best
1	77	Ian BONTHRONE	BMW M4	3999	D RC	10	57.482		79.344	57.555
2	144	Donnie MacLEOD	Renault Clio 172	1998	D	17	57.638	0.156	79.129	57.720
3	23	Andrew COWIE	Subaru Impreza	2100	E RC	10	58.371	0.889	78.135	58.605
4	67	Mark THOMSON	Seat Leon Cupra	2000	E	5	1:01.303	3.821	74.398	1:01.710
5	555	David CAPSTICK	Renault Megane R26	2000	F RC	13	1:01.522	4.040	74.133	1:01.625
6	87	Gary MUIR	Audi TT	3189	F RC	12	1:02.019	4.537	73.539	1:02.103
7	392	Philip TAYLOR	Renault Clio	2000	F	16	1:02.873	5.391	72.541	1:03.237
8	29	Carl WALKER	Renault Megane R26	2000	E	15	1:03.650	6.168	71.655	1:03.748
9	88	Andrew WEBSTER	Austin Mini	1598	E	17	1:04.326	6.844	70.902	1:04.340
10	5	Alex MILNE	Renault Megane R26	1995	E RC	4	1:04.934	7.452	70.238	1:05.877
11	6	Martin HUTTON	Peugeot 106	1124	F RC	6	1:06.845	9.363	68.230	1:07.183

Senior Clerk of the Course

Orbits

Sig : Steve Burns

Time :

Chief Timekeeper : Ian Sharp (SMART Timing)

Results available at [www.smart-timing.co.uk](http://www.smart-timing.co.uk) and [www.speedhive.com](http://www.speedhive.com)

Printed: 14/09/2025 14:30:26



motor  
sport  
UK

**RACE  
WITH  
RESPECT**

## KMSC/SMRC Race meeting

Sorted on best lap time

Super Lap Scotland

Knockhill 1.267 miles

Qualifying

14/09/2025 14:00

Practice (20:00 Time) started at 14:07:51

Pos	No.	Name	Make/Model	CC	Class	Laps	Best Tm	Diff	Best Speed	2nd Best
<b>Guest</b>										
1	88	Andrew WEBSTER	Austin Mini	1598	E	17	1:04.326		70.902	1:04.340
<b>Super Lap Scotland (D)</b>										
1	77	Ian BONTRHONE	BMW M4	3999	D RC	10	57.482		79.344	57.555
2	144	Donnie MacLEOD	Renault Clio 172	1998	D	17	57.638	0.156	79.129	57.720
<b>Super Lap Scotland (E)</b>										
1	23	Andrew COWIE	Subaru Impreza	2100	E RC	10	58.371		78.135	58.605
2	67	Mark THOMSON	Seat Leon Cupra	2000	E	5	1:01.303	2.932	74.398	1:01.710
3	29	Carl WALKER	Renault Megane R26	2000	E	15	1:03.650	5.279	71.655	1:03.748
4	5	Alex MILNE	Renault Megane R26	1995	E RC	4	1:04.934	6.563	70.238	1:05.877
<b>Super Lap Scotland (F)</b>										
1	555	David CAPSTICK	Renault Megane R26	2000	F RC	13	1:01.522		74.133	1:01.625
2	87	Gary MUIR	Audi TT	3189	F RC	12	1:02.019	0.497	73.539	1:02.103
3	392	Philip TAYLOR	Renault Clio	2000	F	16	1:02.873	1.351	72.541	1:03.237
4	6	Martin HUTTON	Peugeot 106	1124	F RC	6	1:06.845	5.323	68.230	1:07.183

Senior Clerk of the Course

Orbits

Sig : Steve Burns

Time :

Chief Timekeeper : Ian Sharp (SMART Timing)

Results available at [www.smart-timing.co.uk](http://www.smart-timing.co.uk) and [www.speedhive.com](http://www.speedhive.com)

Printed: 14/09/2025 14:30:40



motor  
sport  
UK

**RACE  
WITH  
RESPECT**

# KMSC/SMRC Race meeting

Super Lap Scotland

Knockhill 1.267 miles

Qualifying

14/09/2025 14:00

Practice (20:00 Time) started at 14:07:51

Lap	Time of Day	Lap Tm	S1	S2	S3	S2Spd	SFSpd	Lap	Time of Day	Lap Tm	S1	S2	S3	S2Spd	SFSpd
<b>(77) Ian BONTHORNE</b>															
1	14:09:22.869			27.090	18.306	102.3	97.7	8	14:17:43.308	<b>1:19.874</b>	26.120	30.650	23.104	69.4	83.4
2	14:10:22.074	<b>59.205</b>	19.131	22.901	17.173	108.1	98.5	9	14:18:46.263	<b>1:02.955</b>	20.440	23.759	18.756	93.2	83.3
3	14:11:19.864	<b>57.790</b>	18.844	21.935	17.011	<b>108.9</b>	98.5	10	14:20:19.274	<b>1:33.011</b>	28.055	39.495	25.461	47.5	84.1
4	14:12:17.670	<b>57.806</b>	18.966	21.913	16.927	108.4	98.5	11	14:21:21.869	<b>1:02.595</b>	20.294	23.559	18.742	92.8	83.5
5	14:13:15.495	<b>57.825</b>	18.678	22.077	17.070	108.2	98.0	12	14:22:39.534	<b>1:17.665</b>	22.765	27.766	27.134	77.7	28.8
6	14:14:27.699	<b>1:12.204</b>	20.309	26.942	24.953	83.6	29.1	<b>(392) Philip TAYLOR</b>							
7	14:17:09.069	<b>2:41.370</b>	2:01.026	22.978	17.366	106.4	98.5	1	14:09:29.571			28.399	20.257	83.0	83.3
8	14:18:06.624	<b>57.555</b>	<b>18.585</b>	<b>22.013</b>	<b>16.957</b>	108.1	98.4	2	14:10:36.273	<b>1:06.702</b>	22.476	24.685	19.541	91.9	83.8
9	14:19:04.106	<b>57.482</b>	18.669	<b>21.912</b>	<b>16.901</b>	108.2	<b>98.7</b>	3	14:11:41.141	<b>1:04.868</b>	21.560	24.259	<b>19.049</b>	92.6	84.7
10	14:20:16.419	<b>1:12.313</b>	21.274	26.676	24.363	85.2	29.5	4	14:12:45.807	<b>1:04.666</b>	21.327	24.110	19.229	92.6	84.1
<b>(144) Donnie MacLEOD</b>															
1	14:09:50.617			37.696	24.969	51.0	66.5	5	14:13:49.939	<b>1:04.132</b>	21.022	23.936	19.174	93.2	84.0
2	14:11:08.693	<b>1:18.076</b>	27.345	32.461	18.270	90.9	91.8	6	14:14:58.375	<b>1:08.436</b>	20.881	24.214	23.341	93.3	25.2
3	14:12:06.770	<b>58.077</b>	18.850	21.927	17.300	101.4	92.3	7	14:17:34.127	<b>2:35.752</b>	1:50.925	24.883	19.944	92.4	83.9
4	14:13:05.402	<b>58.632</b>	18.982	22.207	17.443	100.9	93.2	8	14:18:38.109	<b>1:03.982</b>	20.637	23.984	19.361	92.7	83.9
5	14:14:03.368	<b>57.966</b>	18.874	21.831	17.261	102.0	93.3	9	14:19:41.505	<b>1:03.396</b>	20.629	23.636	19.131	93.1	84.3
6	14:15:01.088	<b>57.720</b>	18.747	21.764	<b>17.209</b>	<b>102.8</b>	<b>94.4</b>	10	14:20:45.739	<b>1:04.234</b>	20.572	23.832	19.830	93.1	84.0
7	14:16:06.680	<b>1:05.592</b>	18.844	23.458	23.290	74.0	62.3	11	14:21:50.443	<b>1:04.704</b>	20.816	24.326	19.562	92.3	83.9
8	14:17:33.278	<b>1:26.598</b>	29.660	32.345	24.593	64.8	65.7	12	14:23:17.351	<b>1:26.908</b>	28.085	30.578	28.245	68.8	56.9
9	14:18:55.234	<b>1:21.956</b>	26.618	35.833	19.505	61.5	93.5	13	14:24:44.318	<b>1:26.967</b>	32.153	33.563	21.251	77.2	83.9
10	14:19:53.032	<b>57.798</b>	18.638	21.775	17.385	101.4	92.1	14	14:25:47.555	<b>1:03.237</b>	20.380	23.633	19.224	<b>93.5</b>	84.7
11	14:20:50.810	<b>57.778</b>	18.716	21.707	17.355	101.8	93.7	15	14:26:50.851	<b>1:03.296</b>	20.402	23.545	19.349	92.8	84.3
12	14:22:02.709	<b>1:11.899</b>	21.592	30.573	19.734	63.1	93.1	16	14:27:53.724	<b>1:02.373</b>	<b>20.379</b>	<b>23.364</b>	19.130	93.5	<b>85.6</b>
13	14:23:04.296	<b>1:01.587</b>	<b>18.629</b>	22.255	20.703	99.1	64.1	<b>(29) Carl WALKER</b>							
14	14:24:28.906	<b>1:24.610</b>	29.856	29.521	25.233	67.4	68.2	1	14:09:14.286			30.731	21.602	78.6	81.0
15	14:25:44.582	<b>1:15.676</b>	26.832	30.181	18.663	82.0	92.9	2	14:10:20.039	<b>1:05.753</b>	22.291	23.886	19.576	94.0	81.0
16	14:26:55.853	<b>1:11.271</b>	20.244	32.411	18.616	75.0	93.3	3	14:11:43.652	<b>1:23.613</b>	31.615	29.820	22.178	55.4	<b>84.4</b>
17	14:27:53.491	<b>57.638</b>	18.718	<b>21.567</b>	17.353	102.5	94.1	4	14:12:48.622	<b>1:04.970</b>	21.671	23.697	19.602	95.3	82.6
<b>(23) Andrew COWIE</b>															
1	14:09:23.255			26.819	17.832	97.7	94.4	5	14:13:56.165	<b>1:07.543</b>	23.138	24.388	20.017	92.4	84.4
2	14:10:23.406	<b>1:00.151</b>	19.467	22.920	17.764	102.8	94.7	6	14:14:59.913	<b>1:03.748</b>	<b>21.225</b>	23.356	<b>19.167</b>	<b>95.7</b>	84.4
3	14:11:21.777	<b>58.371</b>	18.986	<b>21.897</b>	17.488	<b>105.7</b>	93.9	7	14:16:10.639	<b>1:10.726</b>	23.597	26.217	20.912	86.9	82.7
4	14:12:27.483	<b>1:05.706</b>	19.335	26.283	20.088	88.3	78.8	8	14:17:15.621	<b>1:04.982</b>	21.739	23.312	19.931	94.7	77.8
5	14:13:36.383	<b>1:08.900</b>	23.693	27.961	<b>17.246</b>	100.9	<b>95.1</b>	9	14:18:25.656	<b>1:10.035</b>	23.681	26.067	20.287	91.9	84.2
6	14:14:34.988	<b>58.605</b>	19.060	21.908	17.637	104.7	93.1	10	14:19:29.306	<b>1:03.650</b>	21.270	<b>23.068</b>	19.312	94.7	81.4
7	14:15:33.671	<b>58.683</b>	<b>18.947</b>	22.154	17.582	104.5	91.1	11	14:20:43.726	<b>1:14.420</b>	22.832	28.521	23.067	83.5	60.5
8	14:16:49.769	<b>1:16.098</b>	22.805	29.108	24.185	67.4	67.4	12	14:22:07.389	<b>1:23.663</b>	31.758	28.900	23.005	67.9	80.7
9	14:18:02.240	<b>1:12.471</b>	24.638	26.739	21.094	82.6	73.9	13	14:23:11.774	<b>1:04.385</b>	21.242	23.297	19.846	95.1	84.4
10	14:19:26.911	<b>1:24.671</b>	25.550	28.246	30.875	69.8	23.2	14	14:24:16.150	<b>1:04.376</b>	21.621	23.346	19.409	94.7	83.2
<b>(67) Mark THOMSON</b>															
1	14:09:18.629			28.378	21.449		82.2	15	14:25:40.934	<b>1:24.784</b>	23.894	29.506	31.384	60.8	26.5
2	14:10:25.420	<b>1:06.791</b>	22.608	26.005	18.178	<b>102.9</b>	93.9	<b>(88) Andrew WEBSTER</b>							
3	14:11:27.130	<b>1:01.710</b>	20.507	<b>23.555</b>	17.648		93.9	1	14:09:17.517			29.838	21.325	74.2	83.4
4	14:12:28.433	<b>1:01.303</b>	<b>20.043</b>	23.634	<b>17.626</b>	<b>94.3</b>	<b>94.3</b>	2	14:10:27.822	<b>1:10.305</b>	22.059	24.890	23.356	82.3	84.0
5	14:13:44.847	<b>1:16.414</b>	22.205	29.394	24.815		33.5	3	14:11:33.827	<b>1:06.005</b>	21.842	24.985	19.178	<b>91.6</b>	85.2
<b>(555) David CAPSTICK</b>															
1	14:09:31.183			35.195	24.129	55.2	84.7	4	14:12:38.411	<b>1:04.584</b>	21.223	24.464	<b>18.897</b>	91.3	85.6
2	14:10:39.381	<b>1:08.198</b>	21.411	25.223	21.564	79.2	84.3	5	14:13:42.751	<b>1:04.340</b>	<b>20.911</b>	24.488	18.941	90.6	85.5
3	14:11:41.662	<b>1:02.281</b>	20.275	23.286	18.720		<b>85.4</b>	6	14:15:09.632	<b>1:26.881</b>	24.386	34.628	27.867	51.8	55.1
4	14:13:19.718	<b>1:38.056</b>	21.948	37.750	38.358	39.9	42.1	7	14:16:49.622	<b>1:39.990</b>	35.298	36.121	28.571	39.0	83.8
5	14:14:52.390	<b>1:32.672</b>	36.710	36.831	19.131	78.4	84.3	8	14:17:54.923	<b>1:05.301</b>	21.560	24.758	18.983	90.7	85.1
6	14:15:54.078	<b>1:01.688</b>	19.971	23.292	<b>18.425</b>	95.6	84.9	9	14:18:59.619	<b>1:04.696</b>	20.990	24.603	19.103	90.3	<b>85.8</b>
7	14:16:55.703	<b>1:01.625</b>	<b>19.912</b>	23.269	18.444	95.2	85.3	10	14:20:03.945	<b>1:04.326</b>	20.991	<b>24.359</b>	18.976	91.6	<b>85.3</b>
8	14:18:27.996	<b>1:32.293</b>	21.290	39.190	31.813	39.6	41.9	11	14:21:08.779	<b>1:04.834</b>	21.009	24.690	19.135	90.8	85.1
9	14:20:21.132	<b>1:53.136</b>	35.597	44.765	32.774	37.6	44.4	12	14:22:13.729	<b>1:04.950</b>	21.204	24.634	19.112	90.1	84.8
10	14:22:15.551	<b>1:54.419</b>	35.017	40.612	38.790	38.4	41.3	13	14:23:41.178	<b>1:27.449</b>	25.595	33.579	28.275	52.6	55.5
11	14:23:48.010	<b>1:32.459</b>	34.713	35.564	22.182	62.4	84.6	14	14:25:12.318	<b>1:31.140</b>	35.490	32.563	23.087	59.5	83.6
12	14:24:49.532	<b>1:01.522</b>	20.046	<b>23.008</b>	18.468	<b>96.0</b>	84.7	15	14:26:17.434	<b>1:05.116</b>	21.367	24.581	19.168	89.4	85.1
13	14:26:12.825	<b>1:23.293</b>	22.456	30.627	30.210	72.3	22.2	16	14:27:22.584	<b>1:05.150</b>	21.195	24.475	19.480	88.5	84.6
<b>(87) Gary MUIR</b>															
1	14:09:39.998			36.159	27.020	52.0	64.8	17	14:28:28.455	<b>1:05.871</b>	21.135	24.833	19.903	89.4	81.2
2	14:10:55.357	<b>1:15.359</b>	23.805	30.035	21.519	62.9	<b>84.5</b>	<b>(5) Alex MILNE</b>							
3	14:11:57.376	<b>1:02.019</b>	20.337	<b>23.064</b>	<b>18.618</b>	<b>94.7</b>	83.5	1	14:09:05.409			25.904	19.783	94.1	<b>85.6</b>
4	14:13:07.121	<b>1:09.745</b>	21.542	25.932	22.271	77.0	84.1	2	14:10:11.286	<b>1:05.877</b>	21.745	24.747	<b>19.385</b>	<b>94.8</b>	84.6
5	14:14:09.224	<b>1:02.103</b>	<b>20.284</b>	23.150	18.669	94.1	83.7	3	14:11:16.220	<b>1:04.934</b>	<b>21.385</b>	<b>24.148</b>	19.401	91.7	83.2
6	14:15:20.351	<b>1:11.127</b>	23.428	26.261	21.438	84.9	84.2	4	14:12:37.597	<b>1:21.377</b>	23.531	32.163	25.683	69.0	29.7
7	14:16:23.434	<b>1:03.083</b>	20.976	23.325	18.782	93.9	83.3	<b>(6) Martin HUTTON</b>							
1	14:09:35.561							1	14:09:35.561			35.489	26.101	52.9	64.8
2	14:10:48.138							2	14:10:48.138	<b>1:12.577</b>	23.999	27.021	21.557	76.5	74.6
3	14:11:54.983							3	14:11:54.983	<b>1:06.845</b>	<b>21.542</b>	24.732	<b>20.571</b>	<b>83.8</b>	<b>74.6</b>
4	14:13														



Bulletin No. \_\_\_\_\_

**KMSC/SMRC Race meeting****Sorted on Laps**

Scottish Mini Cooper &amp; Mini Cooper S Cup

Knockhill 1.267 miles

Race 14 - 3rd Race

14/09/2025 14:50

Race (9 Laps) started at 15:19:21

Pos	No.	Name	Make/Model	CC	Class	Laps	Total Tm	Diff	Best Tm	In Lap	2nd Best
1	70	Oly MORTIMER	Mini Cooper	1600	Gue	9	9:31.767		1:02.895	7	1:02.935
2	18	Daniel PATTERSON	Mini Cooper	1600	SM	9	9:32.078	0.311	1:02.542	2	1:02.807
3	25	Chad LITTLE	Mini Cooper	1600	SM	9	9:32.569	0.802	1:02.511	9	1:02.621
4	53	Stuart McPHADEN	Mini Cooper	1600	SMN	9	9:35.261	3.494	1:02.732	2	1:02.939
5	65	Jack IRVINE	Mini Cooper	1600	SM	9	9:35.282	3.515	1:02.685	2	1:03.022
6	32	Blair DRYBURGH	Mini Cooper	1600	SM	9	9:37.904	6.137	1:03.164	2	1:03.167
7	17	Chris COCKBURN	Mini Cooper	1600	SM	9	9:38.363	6.596	1:02.608	2	1:03.187
8	88	Barry HOLMES	Mini Cooper	1600	SM	9	9:39.274	7.507	1:03.161	9	1:03.275
9	5	Jonathan WILD	Mini Cooper	1600	SMN	9	9:40.001	8.234	1:03.177	6	1:03.182
10	52	Michael WILLIAMS	Mini Cooper	1600	SMN	9	9:40.229	8.462	1:02.679	8	1:03.140
11	6	David ROBB	Mini Cooper	1600	Gue	9	9:41.700	9.933	1:03.048	3	1:03.199

**Margin of Victory****Avg. Speed****Best Lap Tm****Best Speed****Best Lap by**

0.311

71.791

1:02.511

72.961

25 - Chad LITTLE

**Senior Clerk of the Course****Orbits**

Sig : Steve Burns

Time :

Chief Timekeeper : Ian Sharp (SMART Timing)

Results available at [www.smart-timing.co.uk](http://www.smart-timing.co.uk) and [www.speedhive.com](http://www.speedhive.com)

Printed: 14/09/2025 15:32:14

motor  
sport  
UK**RACE  
WITH  
RESPECT**



# KMSC/SMRC Race meeting

## Scottish Mini Cooper & Mini Cooper S Cup

Knockhill 1.267 miles

### Race 14 - 3rd Race

14/09/2025 14:50

### Race (9 Laps) started at 15:19:21

Lap	Time of Day	Lap Tm	S1	S2	S3	S2Spd	SFSpd	Lap	Time of Day	Lap Tm	S1	S2	S3	S2Spd	SFSpd
<b>(70) Oly MORTIMER</b>															
1	15:20:27.793			23.297	19.339	84.7	74.4	7	15:26:53.330	<b>1:03.386</b>	20.409	23.589	19.388	85.6	75.7
2	15:21:30.739	<b>1:02.946</b>	20.554	<b>23.118</b>	<b>19.274</b>	84.7	74.8	8	15:27:57.037	<b>1:03.707</b>	20.291	23.860	19.556		75.5
3	15:22:34.330	<b>1:03.591</b>	20.405	23.310	19.876	84.6	73.1	9	15:29:00.224	<b>1:03.187</b>	20.408	23.496	19.283		75.3
4	15:23:38.382	<b>1:04.052</b>	21.302	23.256	19.494	<b>86.1</b>	74.6	<b>(88) Barry HOLMES</b>							
5	15:24:41.594	<b>1:03.212</b>	20.393	23.329	19.490	85.3	75.5	1	15:20:33.062			24.921	19.636	83.9	74.4
6	15:25:44.529	<b>1:02.935</b>	20.365	23.224	19.346	84.7	<b>75.7</b>	2	15:21:37.161	<b>1:04.099</b>	20.801	23.798	19.500	<b>86.6</b>	75.4
7	15:26:47.424	<b>1:02.895</b>	20.326	23.257	19.312	84.9	75.0	3	15:22:40.814	<b>1:03.653</b>	20.731	23.481	19.441	85.8	75.5
8	15:27:50.448	<b>1:03.024</b>	20.352	23.306	19.366	85.3	75.0	4	15:23:44.303	<b>1:03.489</b>	20.635	23.541	19.313	86.0	<b>75.7</b>
9	15:28:53.628	<b>1:03.180</b>	<b>20.267</b>	23.375	19.538	85.3	74.2	5	15:24:47.578	<b>1:03.275</b>	20.546	23.400	19.329	85.9	75.4
<b>(18) Daniel PATTERSON</b>															
1	15:20:29.516			23.467	19.509	85.1	74.6	6	15:25:51.341	<b>1:03.763</b>	<b>20.456</b>	23.451	19.856	85.8	74.6
2	15:21:32.058	<b>1:02.542</b>	<b>20.272</b>	<b>23.125</b>	<b>19.145</b>	85.9	75.8	7	15:26:54.636	<b>1:03.295</b>	20.572	23.412	19.311	85.7	75.5
3	15:22:34.865	<b>1:02.807</b>	20.431	23.174	19.202	85.8	<b>75.9</b>	8	15:27:57.974	<b>1:03.338</b>	20.569	23.423	19.346	85.7	75.6
4	15:23:38.632	<b>1:03.767</b>	21.226	23.334	19.207	<b>86.4</b>	75.6	9	15:29:01.135	<b>1:03.161</b>	20.513	<b>23.348</b>	<b>19.300</b>	86.3	75.4
5	15:24:41.825	<b>1:03.193</b>	20.330	23.313	19.550	85.8	75.0	<b>(5) Jonathan WILD</b>							
6	15:25:44.768	<b>1:02.943</b>	20.426	23.307	19.210	85.8	75.8	1	15:20:33.525			25.104	19.597	83.1	74.2
7	15:26:47.788	<b>1:03.020</b>	20.337	23.442	19.241	85.5	75.6	2	15:21:37.380	<b>1:03.855</b>	20.893	23.418	19.544	85.9	74.8
8	15:27:50.675	<b>1:02.887</b>	20.316	23.286	19.285	85.9	75.6	3	15:22:41.552	<b>1:04.172</b>	20.973	23.676	19.523	85.6	74.3
9	15:28:53.939	<b>1:03.264</b>	20.362	23.281	19.621	86.0	73.7	4	15:23:45.129	<b>1:03.577</b>	20.567	23.470	19.540	85.7	75.0
<b>(25) Chad LITTLE</b>															
1	15:20:29.688			23.481	19.450	85.6	75.2	5	15:24:48.311	<b>1:03.182</b>	20.429	23.384	<b>19.369</b>	85.8	75.3
2	15:21:32.320	<b>1:02.632</b>	20.445	<b>23.123</b>	<b>19.064</b>	86.1	76.0	6	15:25:51.488	<b>1:03.177</b>	<b>20.303</b>	<b>23.288</b>	19.586	86.1	75.1
3	15:22:35.304	<b>1:02.984</b>	20.632	23.160	19.192	86.4	75.1	7	15:26:55.098	<b>1:03.610</b>	20.811	23.407	19.392	86.0	75.1
4	15:23:39.351	<b>1:04.047</b>	20.965	23.553	19.529	86.0	74.2	8	15:27:58.385	<b>1:03.287</b>	20.572	23.302	19.413	86.3	<b>75.5</b>
5	15:24:42.949	<b>1:03.598</b>	20.579	23.536	19.483	85.7	76.2	9	15:29:01.862	<b>1:03.477</b>	20.651	23.387	19.439	<b>86.5</b>	75.2
6	15:25:45.994	<b>1:03.045</b>	20.642	23.232	19.171	<b>86.5</b>	<b>76.3</b>	<b>(52) Michael WILLIAMS</b>							
7	15:26:49.298	<b>1:03.304</b>	20.453	23.254	19.597	85.9	74.6	1	15:20:32.823			25.290	19.493		75.3
8	15:27:51.919	<b>1:02.621</b>	20.215	23.270	19.136	85.6	75.6	2	15:21:36.707	<b>1:03.884</b>	20.597	23.917	19.370		74.6
9	15:28:54.430	<b>1:02.511</b>	<b>20.186</b>	23.155	19.170	85.7	75.1	3	15:22:40.261	<b>1:03.554</b>	20.562				75.2
<b>(53) Stuart McPHADEN</b>															
1	15:20:28.759			23.197	19.349	85.2	74.6	4	15:23:43.417	<b>1:03.156</b>	20.353	23.611	19.192		75.3
2	15:21:31.491	<b>1:02.732</b>	20.390	<b>23.057</b>	19.285	84.8	75.0	5	15:24:46.568	<b>1:03.151</b>	20.248	23.580	19.323		75.2
3	15:22:34.430	<b>1:02.939</b>	20.358	23.229	19.352	85.7	75.9	6	15:25:52.394	<b>1:05.826</b>	20.324	23.481	22.021	<b>86.4</b>	69.4
4	15:23:39.960	<b>1:05.530</b>	21.340	24.930	19.260	85.7	<b>76.5</b>	7	15:26:56.271	<b>1:03.877</b>	20.686	23.986	19.205		75.7
5	15:24:43.736	<b>1:03.776</b>	20.459	23.683	19.634	84.2	75.2	8	15:27:58.950	<b>1:02.679</b>	<b>20.142</b>	23.418	<b>19.119</b>		<b>76.1</b>
6	15:25:47.430	<b>1:03.694</b>	20.716	23.772	<b>19.206</b>	<b>85.9</b>	75.3	9	15:29:02.090	<b>1:03.140</b>	20.442	<b>23.413</b>	19.285		75.6
7	15:26:50.514	<b>1:03.084</b>	20.459	23.310	19.315	85.5	75.1	<b>(6) David ROBB</b>							
8	15:27:53.511	<b>1:02.997</b>	20.493	23.209	19.295	85.9	75.9	1	15:20:30.774			23.878	19.301	85.5	75.5
9	15:28:57.122	<b>1:03.611</b>	<b>20.351</b>	23.724	19.536	84.3	75.1	2	15:21:34.010	<b>1:03.236</b>	20.502	23.450	19.284	85.5	75.1
<b>(65) Jack IRVINE</b>															
1	15:20:28.514			23.320	19.291	85.5	75.2	3	15:22:37.058	<b>1:03.048</b>	20.479	<b>23.338</b>	<b>19.231</b>	<b>86.5</b>	75.1
2	15:21:31.199	<b>1:02.685</b>	20.307	<b>23.228</b>	<b>19.150</b>	85.4	76.0	4	15:23:40.503	<b>1:03.445</b>	20.508	23.580	19.357	85.8	<b>76.1</b>
3	15:22:34.284	<b>1:03.085</b>	<b>20.300</b>	23.235	19.550	<b>85.8</b>	74.6	5	15:24:44.257	<b>1:03.754</b>	20.550	23.612	19.592	84.9	75.4
4	15:23:39.010	<b>1:04.726</b>	20.992	23.405	20.329	85.4	73.3	6	15:25:51.503	<b>1:07.246</b>	20.592	25.212	21.442	83.0	71.8
5	15:24:42.731	<b>1:03.721</b>	20.643	23.616	19.462	85.1	76.0	7	15:26:56.994	<b>1:05.491</b>	21.422	24.585	19.484	83.2	74.7
6	15:25:45.753	<b>1:03.022</b>	20.465	23.328	19.229	85.8	<b>76.1</b>	8	15:28:00.362	<b>1:03.368</b>	20.451	23.564	19.353	85.5	75.1
7	15:26:49.895	<b>1:04.142</b>	20.347	23.364	20.431	85.8	72.9	9	15:29:03.561	<b>1:03.199</b>	<b>20.384</b>	23.405	19.410	84.8	75.5
8	15:27:53.127	<b>1:03.232</b>	20.562	23.376	19.294	85.7	75.7								
9	15:28:57.143	<b>1:04.016</b>	20.457	23.853	19.706	84.7	73.9								
<b>(32) Blair DRYBURGH</b>															
1	15:20:32.066			24.552	19.440	85.2	75.4								
2	15:21:35.230	<b>1:03.164</b>	20.409	<b>23.276</b>	19.479	<b>86.3</b>	75.2								
3	15:22:38.678	<b>1:03.448</b>	20.564	23.498	19.386	85.6	75.3								
4	15:23:42.037	<b>1:03.359</b>	20.482	23.522	19.355	84.7	76.4								
5	15:24:45.228	<b>1:03.191</b>	20.404	23.437	<b>19.350</b>	85.1	<b>76.6</b>								
6	15:25:49.599	<b>1:04.371</b>	20.502	24.109	19.760	83.9	75.2								
7	15:26:53.167	<b>1:03.568</b>	20.348	23.712	19.508	85.2	76.0								
8	15:27:56.334	<b>1:03.167</b>	<b>20.285</b>	23.484	19.398	85.3	75.0								
9	15:28:59.765	<b>1:03.431</b>	20.359	23.544	19.528	84.7	74.2								
<b>(17) Chris COCKBURN</b>															
1	15:20:30.248			23.668	19.621		75.0								
2	15:21:32.856	<b>1:02.608</b>	<b>20.266</b>	<b>23.225</b>	<b>19.117</b>		75.7								
3	15:22:36.046	<b>1:03.190</b>	20.320	23.565	19.305		75.1								
4	15:23:39.582	<b>1:03.536</b>	20.506	23.645	19.385	<b>86.0</b>	<b>76.2</b>								
5	15:24:43.852	<b>1:04.270</b>	20.539	24.034	19.697	83.3	75.7								
6	15:25:49.944	<b>1:06.092</b>	20.455	25.742	19.895	83.6	75.8								

Senior Clerk of the Course

Sig : Steve Burns Time :  
Chief Timekeeper : Ian Sharp (SMART Timing)

Results available at [www.smart-timing.co.uk](http://www.smart-timing.co.uk) and [www.speedhive.com](http://www.speedhive.com)

Printed: 14/09/2025 15:32:32

Orbits





Bulletin No. \_\_\_\_\_

# KMSC/SMRC Race meeting

# Lapchart


Scottish Mini Cooper & Mini Cooper S Cup

Knockhill 1.267 miles

Race 14 - 3rd Race

14/09/2025 14:50

Race (9 Laps) started at 15:19:21



Competitors	Laps									
		1	2	3	4	5	6	7	8	9
Oly MORTIMER (70)	1	70	70	65	70	70	70	70	70	70
Jack IRVINE (65)	2	65	65	70	18	18	18	18	18	18
Stuart McPHADEN (53)	3	53	53	53	65	65	65	25	25	25
Daniel PATTERSON (18)	4	18	18	18	25	25	25	65	65	53
Chad LITTLE (25)	5	25	25	25	17	53	53	53	53	65
Chris COCKBURN (17)	6	17	17	17	53	17	32	32	32	32
David ROBB (6)	7	6	6	6	6	6	17	17	17	17
Blair DRYBURGH (32)	8	32	32	32	32	32	88	88	88	88
Michael WILLIAMS (52)	9	52	52	52	52	52	5	5	5	5
Barry HOLMES (88)	10	88	88	88	88	88	6	52	52	52
Jonathan WILD (5)	11	5	5	5	5	5	52	6	6	6

Senior Clerk of the Course

Orbits

Sig : Steve Burns

Time :

Chief Timekeeper : Ian Sharp (SMART Timing)

Results available at [www.smart-timing.co.uk](http://www.smart-timing.co.uk) and [www.speedhive.com](http://www.speedhive.com)

Printed: 14/09/2025 15:32:57



motor sport UK



RACE WITH RESPECT



Scottish Mini Cooper Newcomers Cup

17 scores count from 20 Rounds



Pos	Car No.	Name	Knockhill AC			Knockhill			Cadwell Park			Oulton Park		Croft		Knockhill			Knockhill			Total	Diff	
			1	2	3	4	5	6	7	8	9	10	11	12	12a	14	15	16	17	18	19			20
1	53	Stuart McPHADEN	25	25	25	25	25	25	25	0	0	25	25	25	0	20	25	25	25				345	
2	52	Michael WILLIAMS	20	20	0	16	20	20	20	25	16	20	20	20	25	25	20	20	16				323	-22
3	5	Jonathan WILD	16	16	20	20	16	16	16	20	20	16	16	16	20	16	0	16	20				280	-43
4	6	Sam O'RIORDAN	0	0	0	12	14	14	14	16	0	14	14	0	0	0	0	0	0				98	-182
5	11	Ally CHALMERS	0	0	16	0	0	0	0	0	0	0	0	0	0	0	0	0	0				16	-82
6	164	Curtis PATERSON	0	0	0	14	0	0	0	0	0	0	0	0	0	0	0	0	0				14	-2

1st Place	2nd Place	3rd Place
13	1	
3	11	2
1	5	10
		1
		1



Scottish Mini Cooper S



Pos	Car No.	Name	Knockhill Ac 1	5th April 2	Knockhill 3	17th & 18th May 4	Cadwell Park 5	15th June 6	Oulton Park 7	5th July 8	Croft 9	23rd & 24th September 10	Knockhill 11	13th & 14th September 12	Knockhill 13	11th & 12th October 14	Total	Diff
1	21	Ross WILKINSON			16	16	16	16	16	16	16	16	16	16			160	

1st Place	2nd Place	3rd Place
10		



### KMSC/SMRC Race meeting

Sorted on Laps

Scottish Modsports Race Championship

Knockhill 1.267 miles

Race 15 - 3rd Race

14/09/2025 15:10

Race (15:00 and 1 Laps) started at 15:38:43

Pos	No.	Name	Make/Model	CC	Class	Laps	Total Tm	Diff	Best Tm	In Lap	2nd Best
1	46	Paul SMITH	BMW E46 M3	3200	C	16	16:22.443		55.724	3	56.027
2	26	Michael BARRON	Honda Civic	2400	D	16	16:29.390	6.947	56.553	10	56.681
3	86	Adam MORRISON	Mini Cooper S	1998	D	16	16:33.242	10.799	56.837	2	57.047
4	7	Fraser McNEILL	Honda Civic EG	1998	D	16	16:40.035	17.592	57.566	13	57.578
5	27	Bob BARRON	Honda Civic	2400	D	16	16:43.847	21.404	55.967	2	57.099
6	14	Michael IMRIE	Mini Cooper S R53	1600S	D	16	16:45.660	23.217	58.069	11	58.193
7	69	Andrew PATERSON	BMW 318iS	1923	E	16	17:03.448	41.005	59.834	11	59.899
8	221	James STRACHAN	Ford Fiesta	2000	D	16	17:08.316	45.873	1:00.540	11	1:00.610
9	67	Mark THOMSON	Seat Leon Cupra	2000	E	16	17:23.752	1:01.309	1:01.710	2	1:02.038
10	63	Stuart THOMSON	Seat Leon Cupra	2000	E	15	16:25.312	1 Lap	1:01.487	10	1:01.833

Not classified

DNF	21	Louise STRACHAN	Mini Cooper S	1600S	D	14	15:19.241	DNF	1:00.801	12	1:01.350
DNF	1	Shaun DAVIDSON	Honda Civic	2000	D	13	14:20.092	DNF	58.228	9	58.234
DNF	78	David HEADEN	Caterham R400	2300	A1	4	3:47.492	DNF	54.808	3	55.669
DNF	96	Murray DOUGLAS	Mini Cooper S	1600S	C	3	3:32.510	DNF	1:08.364	2	1:10.721
DNS	3	Michael ANDERSON	Ford Focus	1600	C			DNS		0	

Announcements

New Track Record (59.834) for KMSC Modsports E by Andrew PATERSON.  
New Track Record (55.724) for KMSC Modsports C by Paul SMITH.

Margin of Victory	Avg. Speed	Best Lap Tm	Best Speed	Best Lap by
6.947	74.278	54.808	83.215	78 - David HEADEN

Senior Clerk of the Course

Orbits

Sig : Steve Burns

Time :

Chief Timekeeper : Ian Sharp (SMART Timing)

Results available at [www.smart-timing.co.uk](http://www.smart-timing.co.uk) and [www.speedhive.com](http://www.speedhive.com)

Printed: 14/09/2025 16:01:11



**KMSC/SMRC Race meeting****Sorted on Laps**

Scottish Modsports Race Championship

Knockhill 1.267 miles

Race 15 - 3rd Race

14/09/2025 15:10

Race (15:00 and 1 Laps) started at 15:38:43

Pos	No.	Name	Make/Model	CC	Class	Laps	Total Tm	Diff	Best Tm	In Lap	2nd Best
<b>Not classified</b>											
DNF	78	David HEADEN	Caterham R400	2300	A1	4	3:47.492	DNF	54.808	3	55.669
<b>KMSC Modsports C</b>											
1	46	Paul SMITH	BMW E46 M3	3200	C	16	16:22.443		55.724	3	56.027
<b>Not classified</b>											
DNF	96	Murray DOUGLAS	Mini Cooper S	1600S	C	3	3:32.510	DNF	1:08.364	2	1:10.721
DNS	3	Michael ANDERSON	Ford Focus	1600	C			DNS		0	
<b>KMSC Modsports D</b>											
1	26	Michael BARRON	Honda Civic	2400	D	16	16:29.390		56.553	10	56.681
2	86	Adam MORRISON	Mini Cooper S	1998	D	16	16:33.242	3.852	56.837	2	57.047
3	7	Fraser McNEILL	Honda Civic EG	1998	D	16	16:40.035	10.645	57.566	13	57.578
4	27	Bob BARRON	Honda Civic	2400	D	16	16:43.847	14.457	55.967	2	57.099
5	14	Michael IMRIE	Mini Cooper S R53	1600S	D	16	16:45.660	16.270	58.069	11	58.193
6	221	James STRACHAN	Ford Fiesta	2000	D	16	17:08.316	38.926	1:00.540	11	1:00.610
<b>Not classified</b>											
DNF	21	Louise STRACHAN	Mini Cooper S	1600S	D	14	15:19.241	DNF	1:00.801	12	1:01.350
DNF	1	Shaun DAVIDSON	Honda Civic	2000	D	13	14:20.092	DNF	58.228	9	58.234
<b>KMSC Modsports E</b>											
1	69	Andrew PATERSON	BMW 318iS	1923	E	16	17:03.448		59.834	11	59.899
2	67	Mark THOMSON	Seat Leon Cupra	2000	E	16	17:23.752	20.304	1:01.710	2	1:02.038
3	63	Stuart THOMSON	Seat Leon Cupra	2000	E	15	16:25.312	1 Lap	1:01.487	10	1:01.833

**Announcements**

New Track Record (59.834) for KMSC Modsports E by Andrew PATERSON.

New Track Record (55.724) for KMSC Modsports C by Paul SMITH.

Margin of Victory	Avg. Speed	Best Lap Tm	Best Speed	Best Lap by
6.947	74.278	54.808	83.215	78 - David HEADEN

**Senior Clerk of the Course****Orbits**

Sig : Steve Burns

Time :

Chief Timekeeper : Ian Sharp (SMART Timing)

Results available at [www.smart-timing.co.uk](http://www.smart-timing.co.uk) and [www.speedhive.com](http://www.speedhive.com)

Printed: 14/09/2025 16:01:24





# KMSC/SMRC Race meeting

## Scottish Modsports Race Championship

### Knockhill 1.267 miles

### Race 15 - 3rd Race

### 14/09/2025 15:10

### Race (15:00 and 1 Laps) started at 15:38:43

Lap	Time of Day	Lap Tm	S1	S2	S3	S2Spd	SFSpd	Lap	Time of Day	Lap Tm	S1	S2	S3	S2Spd	SFSpd
<b>(46) Paul SMITH</b>															
1	15:39:44.611			21.655	17.097		97.8	1	15:39:47.019						95.3
2	15:40:41.040	<b>56.429</b>	18.328	21.321	16.780		98.3	2	15:40:42.986	<b>55.967</b>	<b>18.332</b>	<b>20.977</b>	<b>16.658</b>		<b>95.5</b>
3	15:41:36.764	<b>55.724</b>	<b>17.886</b>	<b>21.188</b>	<b>16.650</b>		<b>98.5</b>	3	15:41:40.085	<b>57.099</b>	18.542	21.298	17.259		94.7
4	15:42:32.902	<b>56.138</b>	18.120	21.303	16.715		98.0	4	15:42:39.706	<b>59.621</b>	18.401	21.727	19.493		90.7
5	15:43:29.155	<b>56.253</b>	18.175	21.328	16.750		97.5	5	15:43:38.893	<b>59.187</b>	19.700	21.402	18.085		88.6
6	15:44:22.527	<b>1:13.372</b>	18.239	24.404	30.729		43.5	6	15:44:46.178	<b>1:07.285</b>	19.518	27.329	20.438		52.7
7	15:46:34.345	<b>1:51.818</b>	46.068	45.775	19.975		79.1	7	15:46:38.871	<b>1:52.693</b>	44.748	48.281	19.664		92.9
8	15:47:32.068	<b>57.723</b>	19.367	21.526	16.830		97.8	8	15:47:37.303	<b>58.432</b>	19.311	21.239	17.882		92.2
9	15:48:28.310	<b>56.242</b>	18.153	21.309	16.780		98.5	9	15:48:35.777	<b>58.474</b>	19.300	21.387	17.787		92.8
10	15:49:24.337	<b>56.027</b>	18.112	21.197	16.718		98.5	10	15:49:34.464	<b>58.687</b>	19.297	21.510	17.880		92.6
11	15:50:20.524	<b>56.187</b>	18.026	21.286	16.875		97.5	11	15:50:33.888	<b>59.424</b>	20.101	21.504	17.819		92.7
12	15:51:16.911	<b>56.387</b>	18.367				98.5	12	15:51:32.260	<b>58.372</b>	19.514	21.095	17.763		92.7
13	15:52:13.333	<b>56.422</b>	18.168	21.544	16.710		98.4	13	15:52:31.113	<b>58.853</b>	19.510	21.410	17.933		92.2
14	15:53:10.445	<b>57.112</b>	18.144	21.575	17.393		98.3	14	15:53:29.822	<b>58.709</b>	19.509	21.208	17.992		91.9
15	15:54:07.901	<b>57.456</b>	18.452	21.713	17.291		98.3	15	15:54:28.345	<b>58.523</b>	19.322	21.328	17.873		91.9
16	15:55:05.519	<b>57.618</b>	18.403	22.371	16.844		98.4	16	15:55:26.923	<b>58.578</b>	19.293	21.414	17.871		92.2
<b>(26) Michael BARRON</b>															
1	15:39:47.178			22.775	17.116	105.3	96.4	1	15:39:47.465			22.759	17.564	100.5	89.6
2	15:40:44.498	<b>57.320</b>	19.467	21.216	<b>16.637</b>	<b>108.2</b>	96.3	2	15:40:47.967	<b>1:00.502</b>	19.175	22.486	18.841	100.6	<b>91.6</b>
3	15:41:41.604	<b>57.106</b>	18.652	21.480	16.974	107.4	94.7	3	15:41:48.630	<b>1:00.663</b>	20.332	22.380	17.951	92.6	90.6
4	15:42:38.906	<b>57.302</b>	18.903	21.372	17.027	106.9	96.3	4	15:42:47.224	<b>58.594</b>	18.988	21.996	17.610	96.8	90.4
5	15:43:35.587	<b>56.681</b>	18.686	<b>21.084</b>	16.911	107.7	96.0	5	15:43:45.646	<b>58.422</b>	18.927	21.848	17.647	100.3	<b>90.9</b>
6	15:44:45.179	<b>1:09.592</b>	19.004	25.240	25.348	71.2	52.7	6	15:44:48.794	<b>1:03.148</b>	19.040	23.309	20.799	78.7	63.0
7	15:46:38.079	<b>1:52.900</b>	44.767	48.813	19.320	70.8	<b>97.1</b>	7	15:46:41.434	<b>1:52.640</b>	43.270	48.081	21.289	61.4	86.7
8	15:47:35.126	<b>57.047</b>	18.482	21.495	17.070	107.7	97.0	8	15:47:40.741	<b>59.307</b>	19.581	22.068	17.658	100.2	<b>90.4</b>
9	15:48:32.145	<b>57.019</b>	18.700	21.611	16.708	106.4	95.7	9	15:48:39.307	<b>58.566</b>	19.068	21.937	17.561	99.7	90.4
10	15:49:28.698	<b>56.553</b>	<b>18.390</b>	21.249	16.914	107.0	95.6	10	15:49:37.500	<b>58.193</b>	18.944	21.818	<b>17.431</b>	100.3	91.1
11	15:50:25.775	<b>57.077</b>	18.584	21.329	17.164	106.9	95.1	11	15:50:35.569	<b>58.069</b>	<b>18.796</b>	<b>21.694</b>	17.579	<b>101.2</b>	<b>90.4</b>
12	15:51:23.258	<b>57.483</b>	18.574	21.441	17.468	106.2	93.8	12	15:51:34.293	<b>58.724</b>	19.229	21.892	17.603	100.0	86.6
13	15:52:20.320	<b>57.062</b>	18.568	21.297	17.197	106.7	94.5	13	15:52:33.224	<b>58.931</b>	19.281	22.012	17.638	99.6	89.6
14	15:53:17.731	<b>57.411</b>	18.648	21.484	17.279	105.5	95.2	14	15:53:31.925	<b>58.701</b>	18.920	21.919	17.862	99.7	89.5
15	15:54:15.037	<b>57.306</b>	18.566	21.439	17.301	106.0	95.3	15	15:54:30.461	<b>58.536</b>	18.915	21.944	17.677	100.0	90.3
16	15:55:12.466	<b>57.429</b>	18.694	21.524	17.211	106.2	94.9	16	15:55:28.736	<b>58.275</b>	18.822	21.876	17.577	100.2	90.0
<b>(86) Adam MORRISON</b>															
1	15:39:45.829			22.038	17.468	<b>107.5</b>	96.4	1	15:39:49.228			22.899	17.760	99.9	89.8
2	15:40:42.666	<b>56.837</b>	18.632	<b>21.199</b>	<b>17.006</b>	105.7	96.6	2	15:40:49.479	<b>1:00.251</b>	19.486	23.021	17.744	98.1	90.1
3	15:41:39.921	<b>57.255</b>	18.674	21.339	17.242	105.3	96.8	3	15:41:50.097	<b>1:00.618</b>	19.620	22.864	18.134	97.5	89.4
4	15:42:36.968	<b>57.047</b>	<b>18.429</b>	21.342	17.276	105.2	94.4	4	15:42:50.179	<b>1:00.082</b>	19.441	22.801	17.840	99.6	89.2
5	15:43:34.282	<b>57.314</b>	18.796	21.329	17.189	104.9	94.7	5	15:43:50.462	<b>1:00.283</b>	19.562	22.622	18.099	99.1	90.4
6	15:44:44.187	<b>1:09.905</b>	19.233	25.451	25.221	71.1	49.6	6	15:44:54.269	<b>1:03.807</b>	20.154	24.039	19.614	94.3	73.7
7	15:46:37.664	<b>1:53.477</b>	45.143	48.983	19.351	70.6	97.1	7	15:46:42.435	<b>1:48.166</b>	39.902	47.308	20.956	68.4	<b>91.4</b>
8	15:47:34.882	<b>57.218</b>	18.650	21.405	17.163	105.7	95.5	8	15:47:42.334	<b>59.899</b>	<b>19.349</b>	22.752	17.798	99.1	90.1
9	15:48:32.877	<b>57.995</b>	18.806	22.080	17.109	105.2	<b>97.3</b>	9	15:48:42.452	<b>1:00.118</b>	19.486	22.910	<b>17.722</b>	99.1	90.7
10	15:49:30.331	<b>57.454</b>	18.447	21.486	17.521	105.0	95.6	10	15:49:42.869	<b>1:00.417</b>	19.995	22.667	17.755	<b>100.5</b>	89.2
11	15:50:27.922	<b>57.591</b>	18.589	21.707	17.295	104.7	96.6	11	15:50:42.703	<b>59.834</b>	19.468	<b>22.492</b>	17.874	99.7	89.2
12	15:51:25.302	<b>57.380</b>	18.523	21.589	17.268	104.9	96.4	12	15:51:42.919	<b>1:00.216</b>	19.549	22.733	17.934	98.5	89.5
13	15:52:23.035	<b>57.733</b>	18.592	21.867	17.274	104.9	96.4	13	15:52:43.424	<b>1:00.505</b>	19.392	22.637	18.476	98.7	89.4
14	15:53:20.968	<b>57.933</b>	18.781	21.773	17.379	104.2	96.1	14	15:53:44.035	<b>1:00.611</b>	19.550	22.525	18.536	99.6	88.6
15	15:54:18.489	<b>57.521</b>	18.562	21.676	17.283	103.9	96.4	15	15:54:45.286	<b>1:01.251</b>	19.688	23.402	18.161	98.4	88.8
16	15:55:16.318	<b>57.829</b>	18.681	21.760	17.388	103.7	89.8	16	15:55:46.524	<b>1:01.238</b>	20.161	22.837	18.240	99.3	88.1
<b>(221) James STRACHAN</b>															
1	15:39:51.432							1	15:39:51.432			23.679	18.201		89.6
2	15:40:53.421	<b>1:01.989</b>	19.184	30.007	17.382	<b>98.7</b>	<b>94.1</b>	2	15:40:53.421	<b>1:01.989</b>	20.352	23.363	18.274	<b>102.9</b>	90.6
3	15:41:54.804	<b>1:01.383</b>	20.239	23.763	17.342	101.5	92.4	3	15:41:54.804	<b>1:01.383</b>	20.284	23.014	18.085	102.8	90.3
4	15:42:56.947	<b>1:02.143</b>	18.892	21.690	17.130	103.6	94.0	4	15:42:56.947	<b>1:02.143</b>	20.095	23.843	18.205		89.4
5	15:43:59.077	<b>1:02.130</b>	18.921	21.690	17.130	103.6	94.0	5	15:43:59.077	<b>1:02.130</b>	20.887	22.847	18.396		84.5
6	15:45:08.586	<b>1:09.509</b>	19.010	22.080	17.651	102.9	91.8	6	15:45:08.586	<b>1:09.509</b>	23.146	26.378	19.985		81.0
7	15:46:43.182	<b>1:34.596</b>	19.289	22.756	19.688	94.5	75.3	7	15:46:43.182	<b>1:34.596</b>	26.916	46.851	20.829		<b>90.8</b>
8	15:47:43.792	<b>1:00.610</b>	19.289	22.756	19.688	94.5	75.3	8	15:47:43.792	<b>1:00.610</b>	19.632	22.976	18.002		90.7
9	15:48:44.630	<b>1:00.838</b>	19.182	21.601	17.180	103.4	93.6	9	15:48:44.630	<b>1:00.838</b>	<b>19.614</b>	23.068	18.156		89.7
10	15:49:45.335	<b>1:00.705</b>	18.855	21.574	17.265	102.8	92.8	10	15:49:45.335	<b>1:00.705</b>	19.945	22.900	<b>17.860</b>		90.2
11	15:50:45.875	<b>1:00.540</b>	18.801	21.677	<b>17.100</b>	103.2	93.2	11	15:50:45.875	<b>1:00.540</b>	19.623	22.794	18.123		90.0
12	15:51:46.995	<b>1:01.120</b>	<b>18.697</b>	<b>21.554</b>	17.315	103.2	92.8	12	15:51:46.995	<b>1:01.120</b>	19.823	23.159	18.138		89.7
13	15:52:47.672	<b>1:00.677</b>	<b>18.249</b>	21.968	17.580	102.9	92.8	13	15:52:47.672	<b>1:00.677</b>	19.719	22.838	18.120	101.5	88.9
14	15:53:48.326	<b>1:00.654</b>	18.902	21.809	17.394	103.1	92.6	14	15:53:48.326	<b>1:00.654</b>	19.798	<b>22.763</b>	18.093		90.4
15	15:54:49.804	<b>1:01.478</b>	19.121	22.002	17.423	102.8	92.9	15	15:54:49.804	<b>1:01.478</b>	20.102	23.295	18.081	101.8	90.1
16	15:55:51.392	<b>1:01.588</b>	19.121	22.002	17.423	102.8	92.9	16	15:55:51.392	<b>1:01.588</b>	2				

**KMSC/SMRC Race meeting**
**Scottish Modsports Race Championship**
**Knockhill 1.267 miles**
**Race 15 - 3rd Race**
**14/09/2025 15:10**
**Race (15:00 and 1 Laps) started at 15:38:43**

Lap	Time of Day	Lap Tm	S1	S2	S3	S2Spd	SFSpd	Lap	Time of Day	Lap Tm	S1	S2	S3	S2Spd	SFSpd
3	15:41:54.141	<b>1:02.240</b>	20.423	23.612	18.205		<b>94.3</b>								
4	15:42:57.135	<b>1:02.994</b>	20.413	24.336	18.245		93.7								
5	15:44:00.889	<b>1:03.754</b>	21.588	24.332	17.834	102.1	94.1								
6	15:45:09.382	<b>1:08.493</b>	22.266	26.008	20.219		85.2								
7	15:46:43.790	<b>1:34.408</b>	27.783	45.654	20.971	72.0	92.9								
8	15:47:45.851	<b>1:02.061</b>	20.446	23.747	17.868		93.7								
9	15:48:48.460	<b>1:02.609</b>	20.405	24.320	17.884	<b>102.9</b>	93.9								
10	15:49:50.988	<b>1:02.528</b>	20.504	23.974	18.050	102.5	92.7								
11	15:50:53.026	<b>1:02.038</b>	20.315	23.615	18.108		93.3								
12	15:51:55.346	<b>1:02.320</b>	20.414	23.830	18.076	102.1	93.2								
13	15:52:57.785	<b>1:02.439</b>	20.361	23.845	18.233	102.6	91.6								
14	15:54:01.203	<b>1:03.418</b>	21.207	23.763	18.448		93.2								
15	15:55:03.660	<b>1:02.457</b>	20.300	23.951	18.206		93.6								
16	15:56:06.828	<b>1:03.168</b>	20.742	23.919	18.507	101.7	91.6								

**(63) Stuart THOMSON**

1	15:39:52.656			23.915	18.223	<b>102.3</b>	91.9
2	15:40:55.180	<b>1:02.524</b>	20.417	24.052	18.055		90.8
3	15:41:58.256	<b>1:03.076</b>	20.512	24.379	18.185		90.3
4	15:43:00.653	<b>1:02.397</b>	20.426	23.978	17.993		89.7
5	15:44:03.185	<b>1:02.532</b>	20.741	23.834	17.957		90.7
6	15:45:13.108	<b>1:09.923</b>	23.095	26.476	20.352	83.3	87.4
7	15:46:47.158	<b>1:34.050</b>	27.104	45.462	21.484	74.5	89.7
8	15:47:53.069	<b>1:05.911</b>	20.328	27.380	18.203	88.3	90.7
9	15:48:55.021	<b>1:01.952</b>	20.381	23.613	17.958	99.6	91.3
10	15:49:56.508	<b>1:01.487</b>	20.138	23.406	<b>17.943</b>		89.8
11	15:50:58.419	<b>1:01.911</b>	20.434	<b>23.241</b>	18.236		89.8
12	15:52:00.252	<b>1:01.833</b>	20.277	23.530	18.026	100.6	90.0
13	15:53:02.558	<b>1:02.306</b>	<b>19.866</b>	23.553	18.887	97.8	90.2
14	15:54:04.613	<b>1:02.055</b>	20.170	23.341	18.544	101.4	89.5
15	15:55:08.388	<b>1:03.775</b>	20.473	24.713	18.589	97.7	<b>93.6</b>

**(21) Louise STRACHAN**

1	15:39:54.702			24.383	19.082	96.0	91.2
2	15:40:59.439	<b>1:04.737</b>	22.689	22.944	19.104	99.4	89.8
3	15:42:02.436	<b>1:02.997</b>	20.655	23.501	18.841	95.1	88.6
4	15:43:03.912	<b>1:01.476</b>	20.198	22.664	18.614	<b>101.5</b>	88.0
5	15:44:05.364	<b>1:01.452</b>	20.344	22.676	18.432	101.1	89.0
6	15:45:13.624	<b>1:08.260</b>	21.677	26.223	20.360	87.7	88.5
7	15:46:47.769	<b>1:34.145</b>	27.232	45.270	21.643	75.7	<b>91.9</b>
8	15:47:50.842	<b>1:03.073</b>	20.232	23.650	19.191	97.7	86.9
9	15:48:54.156	<b>1:03.314</b>	20.596	23.809	18.909	90.1	90.7
10	15:49:55.774	<b>1:01.618</b>	19.968	23.266	18.384	98.0	90.2
11	15:50:57.124	<b>1:01.350</b>	20.263	22.795	<b>18.292</b>	98.7	90.1
12	15:51:57.925	<b>1:00.801</b>	<b>19.928</b>	<b>22.546</b>	18.327	100.3	89.7
13	15:53:00.532	<b>1:02.607</b>	20.801	22.930	18.876	94.7	87.5
14	15:54:02.317	<b>1:01.785</b>	20.372	22.865	18.548	97.1	86.6

**(1) Shaun DAVIDSON**

1	15:39:48.017			22.823	17.401	105.0	<b>94.5</b>
2	15:40:47.907	<b>59.890</b>	19.114	22.177	18.599	<b>105.3</b>	92.8
3	15:41:47.318	<b>59.411</b>	20.083	22.044	17.284	104.5	94.0
4	15:42:45.671	<b>58.353</b>	19.128	22.023	<b>17.202</b>	103.9	94.0
5	15:43:44.011	<b>58.340</b>	19.163	21.756	17.421	104.4	93.6
6	15:44:46.904	<b>1:02.893</b>	19.009	23.227	20.657	92.1	55.7
7	15:46:40.998	<b>1:54.094</b>	44.782	48.193	21.119	61.1	93.9
8	15:47:39.232	<b>58.234</b>	19.114	21.835	17.285	104.7	94.1
9	15:48:37.460	<b>58.228</b>	<b>18.851</b>	21.829	17.548	105.2	90.4
10	15:49:36.231	<b>58.771</b>	19.753	21.771	17.247	105.0	94.5
11	15:50:34.701	<b>58.470</b>	19.327	<b>21.681</b>	17.462	104.4	91.6
12	15:51:33.395	<b>58.694</b>	19.566	21.846	17.282	104.0	94.1
13	15:53:03.168	<b>1:29.773</b>	20.503	22.057	47.213	104.5	20.7

**(78) David HEADEN**

1	15:39:43.489			23.273	16.609		103.1
2	15:40:39.158	<b>55.669</b>	18.143	21.208	16.318	<b>111.1</b>	106.0
3	15:41:33.966	<b>54.808</b>	18.006	<b>21.032</b>	<b>15.770</b>		<b>106.5</b>
4	15:42:30.568	<b>56.602</b>	<b>17.866</b>	21.103	17.633		55.0

**(96) Murray DOUGLAS**

1	15:39:56.501			25.964	<b>18.638</b>	<b>99.1</b>	<b>99.0</b>
2	15:41:04.865	<b>1:08.364</b>	22.490	<b>25.861</b>	20.013	76.5	90.0
3	15:42:15.586	<b>1:10.721</b>	<b>21.927</b>	26.185	22.609	94.9	32.6

**Senior Clerk of the Course**
**Orbits**
**Sig : Steve Burns**
**Time :**
**Chief Timekeeper : Ian Sharp (SMART Timing)**
**Results available at [www.smart-timing.co.uk](http://www.smart-timing.co.uk) and [www.speedhive.com](http://www.speedhive.com)**
**Printed: 14/09/2025 16:01:47**



# KMSC/SMRC Race meeting

# Lapchart

Scottish Modsports Race Championship

Knockhill 1.267 miles

Race 15 - 3rd Race

14/09/2025 15:10

Race (15:00 and 1 Laps) started at 15:38:43



Competitors	Laps															
	1	2	3	4	5	6	7	8	9	10	11	12	13	14	15	16
David HEADEN (78)	1	78	78	78	78	46	46	46	46	46	46	46	46	46	46	46
Paul SMITH (46)	2	46	46	46	46	86	86	86	86	26	26	26	26	26	26	26
Fraser McNEILL (7)	3	7	86	86	86	26	26	26	26	86	86	86	86	86	86	86
Adam MORRISON (86)	4	86	27	27	26	27	27	27	27	27	7	7	7	7	7	7
Bob BARRON (27)	5	27	26	26	27	1	1	1	1	7	7	27	27	27	27	27
Michael BARRON (26)	6	26	1	1	1	14	14	14	7	1	1	1	1	14	14	14
Michael IMRIE (14)	7	14	14	14	14	7	7	7	14	14	14	14	14	69	69	69
Shaun DAVIDSON (1)	8	1	69	69	69	69	69	69	69	69	69	69	69	221	221	221
Andrew PATERSON (69)	9	69	67	7	7	221	221	221	221	221	221	221	221	67	67	67
Mark THOMSON (67)	10	67	7	67	221	67	67	67	67	67	67	67	67	21	21	63
James STRACHAN (221)	11	221	221	221	67	63	63	63	21	21	21	21	21	63	63	
Stuart THOMSON (63)	12	63	63	63	63	21	21	21	63	63	63	63	63	1		
Louise STRACHAN (21)	13	21	21	21	21											
Murray DOUGLAS (96)	14	96	96	96												
-	15															

Senior Clerk of the Course

Orbits

Sig : Steve Burns      Time :

Chief Timekeeper : Ian Sharp (SMART Timing)

Results available at [www.smart-timing.co.uk](http://www.smart-timing.co.uk) and [www.speedhive.com](http://www.speedhive.com)

Printed: 14/09/2025 16:02:15



KMSC Modsports Race Championship



Pos	Car No.	Name	Class	Knockhill AC		5th April		Knockhill		6th April		Knockhill			17th/18th May			Knockhill		12th July		Knockhill		13th July		Knockhill			13th/14th September			Knockhill			11th/12th October			Total	Diff
				1	2	3	4	5	6	7	8	9	10	11	12	12a	14	15	16	17																			
1	86	Adam MORRISON	D	6	6	6				10	4				8	6	8	10	2	10	8														84				
2	26	Michael BARRON	D							9	10	10			10	10	10		8	2	10													79	-5				
3	163	Stuart THOMSON	E	6	6	6	6							5		6	5	6	6	6	6													58	-21				
4	4	Jake SIMPSON	A1/A2	6	6	6	6			11	11	10																						56	-2				
5	14	Michael IMRIE	D							6	6				6	8	6		6	6	2													46	-10				
6	69	Andrew PATERSON	F							6	5	6							8	9	11													45	-1				
7	3	Michael ANDERSON	C	1	6	6	6			6	5																							30	-15				
8	67	Mark THOMSON	E																10	10	8													28	-2				
9=	177	Stewart ROBB	A2	6	6	6				6																								24	-4				
9=	79	Paul BRYDON	A2							8	8	8																						24	0				
11=	37	David ROBB	D							4	8	8																						20	-4				
11=	63	Graham ROBERTSON	C											5	5	5	5																	20	0				
13=	42	Rod LANGHAM	F											6	6	6																		18	-2				
13=	7	Fraser McNEILL	D																4	8	6													18	0				
15=	8	Richard SUTHERLAND	G/F							6	6	5																						17	-1				
15=	43	Paul SMITH	C																5	6	6													17	0				
17	27	Bob BARRON	D																11	1	4													16	-1				
18	21	Lousie STRACHAN	D																															12	-4				
19	9	Ron CUMMING	A1							5	6																							11	-1				
20	78	David HEADEN	A1																5	5														10	-1				
21	666	David JEFFERSON	A2							6																								6	-4				
22	1	Shaun DAVIDSON	D																															4	-6				

1st Place in Class	2nd Place in Class	3rd Place in Class
6	3	1
6	2	
7		3
7		
	1	6
4	2	
5		
2	1	
3		1
	3	
	2	
4		
3		
	1	1
3		
3		
1		
	1	
2		
2		
		1



Bulletin No. \_\_\_\_\_

**KMSC/SMRC Race meeting****Sorted on Laps**

Scottish C1 Cup

Knockhill 1.267 miles

Race 16 - 2nd Race

14/09/2025 15:40

Race (10 Laps) started at 16:09:03

Pos	No.	Name	Make/Model	CC	Class	Laps	Total Tm	Diff	Best Tm	In Lap	2nd Best
1	27	James HITCHEN	Citroen C1	1000	C1	7	8:17.999		1:10.329	6	1:10.392
2	77	James McCRACKEN	Citroen C1	1000	C1	7	8:18.883	0.884	1:10.143	7	1:10.402
3	8	Henry GILLESPIE	Citroen C1	1000	C1	7	8:19.186	1.187	1:09.826	3	1:10.023
4	24	Ayden WILSON	Citroen C1	1000	C1	7	8:20.330	2.331	1:10.117	4	1:10.188
5	18	Gregor McPHADEN	Citroen C1	1000	C1N	7	8:20.569	2.570	1:09.866	3	1:10.060
6	9	Matthew BALDIE	Citroen C1	1000	Gue	7	8:27.969	9.970	1:11.108	4	1:11.116
7	59	Liam KELSO	Citroen C1	1000	C1N	7	8:30.834	12.835	1:11.652	7	1:11.760
8	560	Joshua GILDING	Citroen C1	1000	Gue	7	8:33.519	15.520	1:11.446	4	1:11.817
9	6	Kenneth DOCK	Citroen C1	1000	C1	7	8:36.475	18.476	1:12.343	4	1:12.521
10	21	Sam MILNE	Citroen C1	1000	C1N	7	8:40.031	22.032	1:12.703	6	1:12.988
11	44	Peter EDIE	Citroen C1	1000	C1N	7	8:45.310	27.311	1:13.443	6	1:13.971
12	79	Glenn ALCOCK	Citroen C1	1000	Gue	7	9:01.161	43.162	1:16.076	2	1:16.109
<b>Not classified (from pos 13)</b>											
	117	Marc NISBET	Citroen C1	1000	C1	7	8:18.441	0.442	1:10.158	3	1:10.264

**Announcements**

RED FLAG after Leader completed 8 Laps - Result declared at 7 Laps

Car No.117 - Not classified - Not moving under own power at the time of the Red Flag

Margin of Victory	Avg. Speed	Best Lap Tm	Best Speed	Best Lap by
0.884	64.108	1:09.826	65.317	8 - Henry GILLESPIE

**Senior Clerk of the Course****Orbits**

Sig : Steve Burns

Time :

Chief Timekeeper : Ian Sharp (SMART Timing)

Results available at [www.smart-timing.co.uk](http://www.smart-timing.co.uk) and [www.speedhive.com](http://www.speedhive.com)

Printed: 15/09/2025 19:13:29

motor  
sport  
UK

**KMSC/SMRC Race meeting****Scottish C1 Cup****Knockhill 1.267 miles****Race 16 - 2nd Race****14/09/2025 15:40****Race (10 Laps) started at 16:09:03**

Lap	Time of Day	Lap Tm	S1	S2	S3	S2Spd	SFSpd	Lap	Time of Day	Lap Tm	S1	S2	S3	S2Spd	SFSpd
<b>(27) James HITCHEN</b>															
1	16:10:18.030			26.045	21.995	<b>75.6</b>	63.6	1	16:10:21.806			27.289	22.627	74.8	63.1
2	16:11:28.626	<b>1:10.596</b>	22.899	25.781	21.916	74.2	63.7	2	16:11:34.843	<b>1:13.037</b>	24.086	<b>26.549</b>	22.402	74.5	<b>64.2</b>
3	16:12:39.245	<b>1:10.619</b>	22.977	25.920	<b>21.722</b>	74.9	64.0	3	16:12:49.545	<b>1:14.702</b>	24.085	27.935	22.682	71.5	63.9
4	16:13:50.567	<b>1:10.529</b>	<b>22.727</b>	25.858	21.944	74.2	63.6	4	16:14:01.888	<b>1:12.343</b>	23.713	26.687	<b>21.943</b>	74.7	63.9
5	16:15:00.352	<b>1:10.578</b>	22.966	25.707	21.905	75.4	64.0	5	16:15:14.414	<b>1:12.526</b>	<b>23.496</b>	26.778	22.252	74.6	63.4
6	16:16:10.681	<b>1:10.329</b>	22.811	<b>25.668</b>	21.850	74.8	63.9	6	16:16:26.935	<b>1:12.521</b>	23.672	26.824	22.025	74.6	63.4
7	16:17:21.073	<b>1:10.392</b>	22.799	25.713	21.880	74.7	<b>64.1</b>	7	16:17:39.549	<b>1:12.614</b>	23.637	26.760	22.217	<b>75.0</b>	63.2
<b>(77) James McCracken</b>															
1	16:10:18.913			27.226	21.708	75.1	64.5	1	16:10:23.494			28.024	22.369	<b>74.5</b>	<b>64.1</b>
2	16:11:29.512	<b>1:10.599</b>	22.923	25.928	21.748	76.3	65.2	2	16:11:37.533	<b>1:14.039</b>	24.314	27.127	22.598	74.2	63.1
3	16:12:39.914	<b>1:10.402</b>	23.078	<b>25.685</b>	21.639	76.1	64.7	3	16:12:51.174	<b>1:13.641</b>	24.363	26.913	22.365	73.3	63.5
4	16:13:50.567	<b>1:10.653</b>	22.800	25.729	22.124	76.9	63.2	4	16:14:04.162	<b>1:12.988</b>	23.880	26.807	<b>22.301</b>	73.4	63.2
5	16:15:01.027	<b>1:10.460</b>	22.955	25.782	21.723	75.7	65.2	5	16:15:17.297	<b>1:13.135</b>	23.879	26.833	22.423	73.3	63.4
6	16:16:11.814	<b>1:10.787</b>	22.890	26.168	21.729	76.6	65.1	6	16:16:30.000	<b>1:12.703</b>	23.636	<b>26.507</b>	22.560	73.6	60.5
7	16:17:21.957	<b>1:10.143</b>	22.669	25.862	<b>21.612</b>	76.5	<b>65.3</b>	7	16:17:43.105	<b>1:13.105</b>	24.122	26.523	22.460	73.3	63.2
<b>(8) Henry Gilliespie</b>															
1	16:10:20.542			27.334	22.052	72.3	64.7	1	16:10:23.246			27.822	23.030	73.2	61.9
2	16:11:30.694	<b>1:10.152</b>	<b>22.560</b>	25.676	21.916	76.3	64.7	2	16:11:37.654	<b>1:14.408</b>	24.378	27.203	22.827	<b>74.4</b>	62.0
3	16:12:40.520	<b>1:09.826</b>	22.664	25.506	<b>21.656</b>	76.6	64.8	3	16:12:52.739	<b>1:15.085</b>	25.400	27.270	22.415	72.5	<b>63.1</b>
4	16:13:50.543	<b>1:10.023</b>	22.707	<b>25.489</b>	21.827	76.9	65.0	4	16:14:06.716	<b>1:13.977</b>	24.444	<b>27.060</b>	22.473	72.3	62.5
5	16:15:01.238	<b>1:10.695</b>	23.272	25.576	21.847	<b>77.0</b>	65.0	5	16:15:20.970	<b>1:14.254</b>	24.547	27.290	22.417	72.8	62.8
6	16:16:12.192	<b>1:10.954</b>	22.787	26.368	21.799	<b>77.8</b>	64.7	6	16:16:34.413	<b>1:13.443</b>	<b>23.867</b>	27.185	<b>22.391</b>	72.4	62.3
7	16:17:22.260	<b>1:10.068</b>	22.597	25.708	21.763	76.2	<b>65.1</b>	7	16:17:48.384	<b>1:13.971</b>	24.426	27.112	22.433	72.9	62.3
<b>(24) Ayden Wilson</b>															
1	16:10:21.030			28.179	22.277	74.0	64.8	1	16:10:25.475			28.714	<b>22.840</b>	72.4	<b>62.4</b>
2	16:11:31.254	<b>1:10.224</b>	22.665	25.820	<b>21.739</b>	75.5	<b>64.9</b>	2	16:11:41.551	<b>1:16.076</b>	<b>24.560</b>	28.531	22.985	<b>72.5</b>	61.8
3	16:12:41.555	<b>1:10.301</b>	22.715	25.701	21.885	75.5	64.5	3	16:12:58.013	<b>1:16.462</b>	24.910	28.679	22.873	72.1	62.1
4	16:13:51.672	<b>1:10.117</b>	22.524	25.774	21.819	75.7	64.2	4	16:14:14.751	<b>1:16.738</b>	24.647	29.027	23.064	71.8	61.3
5	16:15:01.860	<b>1:10.188</b>	22.648	25.728	21.812	<b>76.5</b>	64.8	5	16:15:31.803	<b>1:17.052</b>	25.139	28.933	22.980	71.9	61.7
6	16:16:13.085	<b>1:11.225</b>	22.599	26.798	21.828	75.6	64.5	6	16:16:48.126	<b>1:16.323</b>	24.645	28.589	23.089	71.8	61.6
7	16:17:23.404	<b>1:10.319</b>	22.481	25.959	21.879	74.8	64.6	7	16:18:04.235	<b>1:16.109</b>	24.838	28.360	22.911	72.2	61.6
<b>(18) Gregor McPhaden</b>															
1	16:10:20.715			28.328	22.132	74.1	64.5	1	16:10:18.299			26.182	22.361	73.8	64.2
2	16:11:30.972	<b>1:10.257</b>	22.739	25.457	22.061	75.9	<b>64.8</b>	2	16:11:29.345	<b>1:11.046</b>	22.857	26.154	22.035	75.1	<b>64.5</b>
3	16:12:40.838	<b>1:09.866</b>	22.649	<b>25.427</b>	21.790	76.4	64.4	3	16:12:39.503	<b>1:10.158</b>	22.691	<b>25.730</b>	<b>21.737</b>	76.0	64.3
4	16:13:50.898	<b>1:10.060</b>	22.593	25.542	21.925	76.6	64.5	4	16:13:50.364	<b>1:10.861</b>	22.816	25.860	22.185	<b>76.1</b>	64.3
5	16:15:01.480	<b>1:10.582</b>	23.034	25.779	21.769	<b>77.0</b>	64.7	5	16:15:00.628	<b>1:10.264</b>	<b>22.509</b>	25.779	21.976	75.4	64.0
6	16:16:12.780	<b>1:11.300</b>	22.717	26.848	<b>21.735</b>	75.9	64.7	6	16:16:11.023	<b>1:10.395</b>	22.735	25.759	21.901	76.0	64.0
7	16:17:23.643	<b>1:10.863</b>	22.599	26.412	21.852	75.6	64.8	7	16:17:21.515	<b>1:10.492</b>	22.668	25.973	21.851	75.6	64.2
<b>(9) Matthew Baldie</b>															
1	16:10:22.725			27.247	23.711	72.9	61.4	1	16:10:18.299			26.182	22.361	73.8	64.2
2	16:11:34.901	<b>1:12.176</b>	23.432	26.422	22.322	<b>75.2</b>	62.0	2	16:11:29.345	<b>1:11.046</b>	22.857	26.154	22.035	75.1	<b>64.5</b>
3	16:12:46.359	<b>1:11.458</b>	23.110	26.067	22.281	74.9	<b>63.2</b>	3	16:12:39.503	<b>1:10.158</b>	22.691	<b>25.730</b>	<b>21.737</b>	76.0	64.3
4	16:13:57.467	<b>1:11.108</b>	22.897	26.045	22.166	74.2	63.0	4	16:13:50.364	<b>1:10.861</b>	22.816	25.860	22.185	<b>76.1</b>	64.3
5	16:15:08.583	<b>1:11.116</b>	22.996	<b>25.992</b>	<b>22.128</b>	74.5	62.9	5	16:15:00.628	<b>1:10.264</b>	<b>22.509</b>	25.779	21.976	75.4	64.0
6	16:16:19.800	<b>1:11.217</b>	<b>22.783</b>	26.165	22.269	74.0	62.7	6	16:16:11.023	<b>1:10.395</b>	22.735	25.759	21.901	76.0	64.0
7	16:17:31.043	<b>1:11.243</b>	22.919	26.164	22.160	74.2	62.7	7	16:17:21.515	<b>1:10.492</b>	22.668	25.973	21.851	75.6	64.2
<b>(59) Liam Kelso</b>															
1	16:10:21.751			27.231	22.932	71.5	<b>62.8</b>	1	16:10:21.806			27.289	22.627	74.8	63.1
2	16:11:33.636	<b>1:11.885</b>	23.510	<b>26.115</b>	<b>22.260</b>	<b>74.2</b>	62.5	2	16:11:34.843	<b>1:13.037</b>	24.086	<b>26.549</b>	22.402	74.5	<b>64.2</b>
3	16:12:45.723	<b>1:12.087</b>	23.308	26.390	22.389	72.8	60.5	3	16:12:49.545	<b>1:14.702</b>	24.085	27.935	22.682	71.5	63.9
4	16:13:58.717	<b>1:12.994</b>	24.370	26.203	22.421	73.5	62.5	4	16:14:01.888	<b>1:12.343</b>	23.713	26.687	<b>21.943</b>	74.7	63.9
5	16:15:10.477	<b>1:11.760</b>	23.190	26.218	22.352	73.3	62.6	5	16:15:14.414	<b>1:12.526</b>	<b>23.496</b>	26.778	22.252	74.6	63.4
6	16:16:22.256	<b>1:11.779</b>	23.085	26.249	22.445	73.1	62.0	6	16:16:26.935	<b>1:12.521</b>	23.672	26.824	22.025	74.6	63.4
7	16:17:33.908	<b>1:11.652</b>	23.077	26.238	22.337	73.4	62.4	7	16:17:39.549	<b>1:12.614</b>	23.637	26.760	22.217	<b>75.0</b>	63.2
<b>(560) Joshua Gilding</b>															
1	16:10:23.275			27.595	22.646	<b>75.9</b>	<b>63.9</b>	1	16:10:21.806			27.289	22.627	74.8	63.1
2	16:11:35.346	<b>1:12.071</b>	23.489	<b>26.159</b>	22.423	75.9	63.7	2	16:11:34.843	<b>1:13.037</b>	24.086	<b>26.549</b>	22.402	74.5	<b>64.2</b>
3	16:12:49.320	<b>1:13.974</b>	23.857	27.774	22.343	72.8	63.9	3	16:12:49.545	<b>1:14.702</b>	24.085	27.935	22.682	71.5	63.9
4	16:14:00.766	<b>1:11.446</b>	<b>23.138</b>	26.264	<b>22.044</b>	74.6	63.7	4	16:14:01.888	<b>1:12.343</b>	23.713	26.687	<b>21.943</b>	74.7	63.9
5	16:15:12.583	<b>1:11.817</b>	23.213	26.375	22.229	74.7	63.6	5	16:15:14.414	<b>1:12.526</b>	<b>23.496</b>	26.778	22.252	74.6	63.4
6	16:16:24.688	<b>1:12.105</b>	23.311	26.334	22.460	74.7	63.2	6	16:16:26.935	<b>1:12.521</b>	23.672	26.824	22.025	74.6	63.4
7	16:17:36.593	<b>1:11.905</b>	23.341	26.400	22.164	74.5	63.7	7	16:17:39.549	<b>1:12.614</b>	23.637	26.760	22.217	<b>75.0</b>	63.2
<b>(6) Kenneth Dock</b>															

Senior Clerk of the Course

Orbits

Sig : Steve Burns

Time :

Chief Timekeeper : Ian Sharp (SMART Timing)

Results available at [www.smart-timing.co.uk](http://www.smart-timing.co.uk) and [www.speedhive.com](http://www.speedhive.com)

Printed: 14/09/2025 16:23:50

motor  
sport  
UKRACE  
WITH  
RESPECT



Bulletin No. \_\_\_\_\_

# KMSC/SMRC Race meeting

# Lapchart

Scottish C1 Cup

Knockhill 1.267 miles

Race 16 - 2nd Race

14/09/2025 15:40

Race (10 Laps) started at 16:09:03

Competitors	Laps						
	1	2	3	4	5	6	7
James HITCHEN (27)	27	27	27	27	27	27	27
Marc NISBET (117)	117	117	117	117	117	117	117
James McCracken (77)	77	77	77	8	77	77	77
Henry Gilliespie (8)	8	8	8	77	8	8	8
Gregor McPhaden (18)	18	18	18	18	18	18	24
Ayden Wilson (24)	24	24	24	24	24	24	18
Liam Kelso (59)	59	59	59	9	9	9	9
Kenneth Dock (6)	6	6	9	59	59	59	59
Matthew Baldie (9)	9	9	560	560	560	560	560
Peter Edie (44)	44	560	6	6	6	6	6
Joshua Gilding (560)	560	21	21	21	21	21	21
Sam Milne (21)	21	44	44	44	44	44	44
Glenn Alcock (79)	79	79	79	79	79	79	79

Senior Clerk of the Course

Orbits

Sig : Steve Burns

Time :

Chief Timekeeper : Ian Sharp (SMART Timing)

Results available at [www.smart-timing.co.uk](http://www.smart-timing.co.uk) and [www.speedhive.com](http://www.speedhive.com)

Printed: 14/09/2025 16:24:10



Scottish C1 Cup



Pos	Car No.	Name	Class	Knockhill AC		Knockhill		Cadwell Park		Knockhill		Knockhill		Knockhill		Total	Diff
				1	2	3	4	5	6	7	8	9	10	11	12		
1	24	Ayden WILSON		20	25	25	20	20	25	20	25	25	14			219	
2	27	James HITCHIN		25	20	20	25	25	9	12	20	16	25			197	-22
3	18	Gregor McPHADEN	N	16	16	16	14	16	20	25	14	20	12			169	-28
4	77	James McCRACKEN		14	10	14	12	10	16	16	16	14	20			142	-27
5	8	Henry GILLIESPIE		12	14	12	16	12	14	14	10	10	16			130	-12
6	117	Marc NISBET		10	12	9	9	14	12	9	12	12				99	-31
7	59	Liam KELSO	N	8	8	10	10	9	10	10	9	9	10			93	-6
8	21	Sam MILNE	N	9	7	7	7	8		8	8	7	8			69	-24
9	6	Kenneth DOCK			9	8	8			7	7	8	9			56	-13
10	44	Peter EDIE	N	7	6							6	7			26	-30

1st Place	2nd Place	3rd Place
5	4	
4	3	1
1	2	4
	1	3
		2

Scottish C1 Cup (Newcomers)



Pos	Car No.	Name	Knockhill AC		Knockhill		Cadwell Park		Knockhill		Knockhill		Total	Diff
			1	2	3	4	5	6	7	8	9	10		
1	18	Gregor McPHADEN	25	25	25	25	25	25	25	25	25		250	
2	59	Liam KELSO	16	20	20	20	20	20	20	20	20		196	-54
3	21	Sam MILNE	20	16	16	16	16		16	16	16		148	-48
4	44	Peter EDIE	14	14						14	14		56	-92
5													0	-56

1st Place	2nd Place	3rd Place
10		
	9	1
	1	8

**KMSC/SMRC Race meeting****Sorted on Laps**

Scottish Legends Cars Championship

Knockhill 1.267 miles

Race 17 - Final 2 - AMENDED RESULT

14/09/2025 16:05

Race (11 Laps) started at 16:29:55

Pos	No.	Name	Make/Model	CC	Class	Laps	Total Tm	Diff	Best Tm	In Lap	2nd Best
1	71	Ryan McLEISH	Legend 34 Coupe	890	L	11	11:53.965		59.163	9	59.247
2	24	Matthew PAPE	Legend 34 Coupe	1250	L	11	11:54.104	0.139	58.869	9	59.217
3	22	Ben MASON	Legend Sedan	847	L	11	11:57.988	4.023	58.460	5	59.096
4	97	Jamie BLAKE	Legend Coupe	1250	L R	11	11:58.710	4.745	59.912	11	1:00.121
5	77	Michael WEDDELL	Legend Coupe	1250	L	11	11:59.628	5.663	59.108	4	59.135
6	35	Neil SHENTON	Legend 34 Coupe	890	L	11	12:02.568	8.603	59.297	5	59.335
7	14	Daniel CLARK	Legend Coupe	890	L	11	12:02.641	8.676	58.677	6	59.319
8	27	Grant HUNTER	Legend Coupe	890	L	11	12:03.072	9.107	59.993	4	1:00.531
9	9	Colin ATKINSON	Legend Coupe	899	L	11	12:03.082	9.117	59.194	6	59.912
10	305	Carlos PEREZ	Ford Coupe	900	L	11	12:03.184	9.219	1:00.419	10	1:00.449
11	2	David ALLAN	Legend 34 Coupe	890	L	11	12:03.443	9.478	59.256	5	59.578
12	51	Murray SCOTT	Legend Coupe	1250	L R	11	12:03.452	9.487	59.431	6	59.973
13	6	Gary ATKINSON	Legend Coupe	890	L	11	12:04.083	10.118	1:00.138	9	1:00.253
14	15	Elby CLARK	Legend Coupe	890	L	11	12:04.455	10.490	1:00.214	9	1:00.243
15	72	Glenn BURTENSCHAW	Legend Sedan	1250	L	11	12:05.366	11.401	1:00.307	10	1:00.951
16	733	Keith ATKINSON	Legend Coupe	1300	L R	11	12:06.141	12.176	1:00.434	2	1:00.621
17	53	Stuart ROBERTSON	Legend Coupe	850	L	11	12:13.890	19.925	1:02.028	5	1:02.369
18	85	Mark BEATY	Legend 34 Coupe	890	L	11	12:15.146	21.181	59.880	11	1:00.188
19	100	Lee NAYLOR	Legend Coupe	1250	Gue	11	12:19.169	25.204	1:01.482	5	1:01.674
20	17	Ronald WILKINSON	Legend Coupe	1250	L R	11	12:21.312	27.347	1:01.600	4	1:02.100

**Not classified**

DNS	95	Maxim POPELYUSHKO	Legend Coupe	847	L			DNS		0	
DNS	55	Stuart McANDREW	Legend Coupe	1250	L			DNS		0	
DNS	555	Ewan ROBERTSON	Legend Coupe	900	L R			DNS		0	
DNS	7	Christopher WALLACE	Legend Coupe	1250	L			DNS		0	
DNS	78	David HEADEN	Legend Sedan	1250	L			DNS		0	
DQ	333	Bill READ	Legend Coupe	890	L	8	10:49.502	DQ	1:00.543	5	1:00.629

**Announcements**

Race distance increased to 11 Laps - 1 Lap completed behind the Safety Car  
 AMENDED RESULT 17:45 - Car No.333 Disqualified - Causing a collision (NCR Chp2 App2)

Margin of Victory	Avg. Speed	Best Lap Tm	Best Speed	Best Lap by
0.139	70.268	58.460	78.016	22 - Ben MASON

**Senior Clerk of the Course****Orbits**

Sig : Steve Burns

Time :

Chief Timekeeper : Ian Sharp (SMART Timing)

Results available at [www.smart-timing.co.uk](http://www.smart-timing.co.uk) and [www.speedhive.com](http://www.speedhive.com)

Printed: 14/09/2025 17:55:44





# KMSC/SMRC Race meeting

## Scottish Legends Cars Championship

Knockhill 1.267 miles

### Race 17 - Final 2 - AMENDED RESULT

14/09/2025 16:05

### Race (11 Laps) started at 16:29:55

Lap	Time of Day	Lap Tm	S1	S2	S3	S2Spd	SFSpd	Lap	Time of Day	Lap Tm	S1	S2	S3	S2Spd	SFSpd
<b>(71) Ryan McLEISH</b>															
1	16:30:59.896	<b>1:04.212</b>	23.727	22.489	17.996		87.2	8	16:38:55.492	<b>1:35.574</b>	42.712	34.372	18.490	96.6	<b>91.7</b>
2	16:31:59.773	<b>59.877</b>	19.678	22.401	17.798		88.3	9	16:39:56.222	<b>1:00.730</b>	19.433	22.856	18.441	101.8	87.7
3	16:32:59.391	<b>59.618</b>	19.487	22.284	17.847		88.9	10	16:40:56.767	<b>1:00.545</b>	20.296	22.314	17.935	101.1	89.0
4	16:33:58.928	<b>59.537</b>	19.482	22.201	17.854		88.6	11	16:41:57.843	<b>1:01.076</b>	19.738	23.251	18.087	97.7	87.8
5	16:34:58.277	<b>59.349</b>	19.505	22.081	17.763	99.0	88.5	<b>(14) Daniel CLARK</b>							
6	16:35:57.524	<b>59.247</b>	19.490	22.071	17.686	97.8	89.0	1	16:31:06.851	<b>1:07.368</b>	24.724	24.435	18.209	102.1	91.7
7	16:37:07.887	<b>1:10.363</b>	19.451	22.265	28.647	89.2	35.9	2	16:32:09.541	<b>1:02.690</b>	20.956	23.712	18.022	103.1	90.1
8	16:38:50.537	<b>1:42.650</b>	48.666	36.126	17.858		88.4	3	16:33:11.234	<b>1:01.693</b>	19.873	23.821	17.999	100.5	90.1
9	16:39:49.700	<b>59.163</b>	19.477	<b>22.059</b>	<b>17.627</b>	99.4	89.4	4	16:34:10.553	<b>59.319</b>	19.630	<b>21.934</b>	17.755	<b>103.9</b>	<b>93.1</b>
10	16:40:49.068	<b>59.368</b>	<b>19.290</b>	22.115	17.963	99.1	<b>89.7</b>	5	16:35:10.505	<b>59.952</b>	19.966	22.261	17.725	102.6	90.4
11	16:41:49.240	<b>1:00.172</b>	19.750	22.298	18.124	<b>99.7</b>	88.9	6	16:36:09.182	<b>58.677</b>	<b>19.143</b>	21.938	<b>17.596</b>	102.8	90.0
<b>(24) Matthew PAPE</b>															
1	16:31:04.696	<b>1:06.194</b>	23.699	24.409	18.086	99.9	90.7	7	16:37:22.117	<b>1:12.935</b>	19.369	28.671	24.895	59.7	62.7
2	16:32:04.514	<b>59.818</b>	<b>19.151</b>	22.740	17.927	<b>101.2</b>	88.2	8	16:38:56.258	<b>1:34.141</b>	41.970	33.883	18.288	98.7	92.2
3	16:33:04.412	<b>59.898</b>	19.360	22.694	17.844		88.1	9	16:39:56.552	<b>1:00.294</b>	19.643	22.579	18.072	102.0	91.6
4	16:34:04.533	<b>1:00.121</b>	20.071	22.415	17.635	98.7	88.5	10	16:40:57.013	<b>1:00.461</b>	20.542	22.233	17.686	102.5	92.6
5	16:35:03.910	<b>59.377</b>	19.221	22.442	17.714	97.4	89.4	11	16:41:57.916	<b>1:00.903</b>	19.867	23.172	17.864	100.8	91.1
6	16:36:04.047	<b>1:00.137</b>	19.527	22.438	18.172	98.4	87.2	<b>(27) Grant HUNTER</b>							
7	16:37:12.183	<b>1:08.136</b>	19.471	22.662	26.003	95.9	40.8	1	16:31:03.650	<b>1:06.282</b>	24.512	23.930	17.840	97.5	89.5
8	16:38:51.098	<b>1:38.915</b>	45.466	35.428	18.021	95.2	88.5	2	16:32:04.613	<b>1:00.963</b>	19.554	22.936	18.473	99.4	88.2
9	16:39:49.967	<b>58.869</b>	19.262	21.989	<b>17.618</b>	99.4	89.8	3	16:33:05.584	<b>1:00.971</b>	20.339	22.787	17.845	99.3	89.2
10	16:40:49.184	<b>59.217</b>	19.344	<b>21.865</b>	18.008	101.2	<b>91.6</b>	4	16:34:05.577	<b>59.993</b>	19.633	22.817	<b>17.543</b>	99.4	<b>91.1</b>
11	16:41:49.379	<b>1:00.195</b>	19.455	22.508	18.232	97.3	85.4	5	16:35:06.108	<b>1:00.531</b>	19.591	23.046	17.894	<b>100.2</b>	90.0
<b>(22) Ben MASON</b>															
1	16:31:06.476	<b>1:06.649</b>	24.182	24.389	18.078	<b>103.1</b>	<b>92.3</b>	6	16:36:06.829	<b>1:00.721</b>	19.837	22.943	17.941	97.7	88.0
2	16:32:09.723	<b>1:03.247</b>	20.691	23.507	19.049	101.7	90.1	7	16:37:15.018	<b>1:08.189</b>	<b>19.540</b>	24.270	24.379	77.8	43.1
3	16:33:10.605	<b>1:00.882</b>	19.431	23.632	17.819	101.5	90.9	8	16:38:54.477	<b>1:39.459</b>	44.743	36.124	18.592	95.2	90.0
4	16:34:09.701	<b>59.096</b>	<b>18.940</b>	22.422	17.734	101.1	90.6	9	16:39:55.898	<b>1:01.421</b>	19.846	23.204	18.371	99.9	86.4
5	16:35:08.161	<b>58.460</b>	19.108	<b>21.827</b>	17.525	100.3	90.0	10	16:40:56.620	<b>1:00.722</b>	20.028	<b>22.627</b>	18.067	98.1	88.9
6	16:36:07.529	<b>59.368</b>	19.075	22.352	17.941	102.8	90.3	11	16:41:58.347	<b>1:01.727</b>	19.910	23.434	18.383	99.7	88.0
7	16:37:15.906	<b>1:08.377</b>	19.181	25.173	24.023	73.2	46.5	<b>(9) Colin ATKINSON</b>							
8	16:38:54.606	<b>1:38.700</b>	44.215	35.941	18.544	97.3	88.6	1	16:31:06.851	<b>1:07.324</b>	24.131	24.615	18.578	<b>102.3</b>	90.0
9	16:39:54.584	<b>59.978</b>	19.844	22.646	<b>17.488</b>	99.1	89.1	2	16:32:09.454	<b>1:02.603</b>	20.726	23.673	18.204	102.0	<b>90.8</b>
10	16:40:53.884	<b>59.300</b>	19.047	22.504	17.749	98.1	87.7	3	16:33:10.425	<b>1:00.971</b>	<b>19.266</b>	23.965	17.740	99.7	89.7
11	16:41:53.263	<b>59.379</b>	19.427	22.377	17.575	98.8	87.4	4	16:34:10.337	<b>59.912</b>	19.665	22.204	18.043	101.2	87.8
<b>(97) Jamie BLAKE</b>															
1	16:31:01.611	<b>1:04.711</b>	23.951	22.955	<b>17.805</b>	99.7	88.3	5	16:35:06.108	<b>1:00.133</b>	19.935	22.444	17.754	100.0	89.1
2	16:32:01.732	<b>1:00.121</b>	19.814	22.342	17.965	98.1	87.4	6	16:36:09.664	<b>59.194</b>	19.618	<b>22.085</b>	<b>17.491</b>	100.2	90.4
3	16:33:02.282	<b>1:00.550</b>	19.892	22.598	18.060	97.5	87.3	7	16:37:22.301	<b>1:12.637</b>	19.465	28.889	24.283	60.2	61.7
4	16:34:02.867	<b>1:00.585</b>	19.765	22.749	18.071	97.1	87.2	8	16:38:56.761	<b>1:34.460</b>	42.366	33.862	18.232	96.6	90.7
5	16:35:03.424	<b>1:00.557</b>	19.968	22.408	18.181	97.4	87.5	9	16:39:57.207	<b>1:00.446</b>	19.385	22.701	18.360	101.5	90.2
6	16:36:04.091	<b>1:00.667</b>	19.876	22.578	18.213	96.8	84.9	10	16:40:57.543	<b>1:00.336</b>	20.115	22.452	17.769	100.3	90.2
7	16:37:13.365	<b>1:09.274</b>	19.808	23.004	26.462	82.5	39.6	11	16:41:58.357	<b>1:00.814</b>	19.559	23.051	18.204	98.8	88.0
8	16:38:53.235	<b>1:39.870</b>	45.312	36.213	18.345	92.6	87.0	<b>(305) Carlos PEREZ</b>							
9	16:39:53.534	<b>1:00.299</b>	19.802	22.509	17.988	97.8	87.7	1	16:31:04.273	<b>1:06.882</b>	24.637	23.970	18.275	100.9	89.8
10	16:40:54.073	<b>1:00.539</b>	19.752	22.808	17.979	96.8	<b>90.4</b>	2	16:32:04.820	<b>1:00.547</b>	19.435	22.764	18.348	101.7	91.4
11	16:41:53.985	<b>59.912</b>	<b>19.644</b>	<b>22.329</b>	17.939	<b>99.9</b>	87.6	3	16:33:06.114	<b>1:01.294</b>	20.536	22.489	18.269	101.8	90.7
<b>(77) Michael WEDDELL</b>															
1	16:31:06.847	<b>1:06.840</b>	24.368	24.499	17.973		<b>92.1</b>	4	16:34:06.563	<b>1:00.449</b>	19.789	22.674	17.986	100.8	<b>92.7</b>
2	16:32:09.619	<b>1:02.772</b>	20.585	23.648	18.539		90.7	5	16:35:07.165	<b>1:00.602</b>	19.989	22.712	17.901	100.6	90.7
3	16:33:11.257	<b>1:01.638</b>	20.041	23.548	18.049	99.9	90.3	6	16:36:07.825	<b>1:00.660</b>	<b>19.422</b>	22.723	18.515	102.0	92.2
4	16:34:10.365	<b>59.108</b>	19.327	<b>22.042</b>	17.739	<b>103.4</b>	89.1	7	16:37:17.265	<b>1:09.440</b>	19.571	25.864	24.005	73.9	49.3
5	16:35:09.918	<b>59.553</b>	19.786	22.114	17.653		89.8	8	16:38:55.341	<b>1:38.076</b>	44.428	34.973	18.675	98.0	91.1
6	16:36:09.053	<b>59.135</b>	<b>19.223</b>	22.305	<b>17.607</b>		90.3	9	16:39:56.428	<b>1:01.087</b>	20.351	22.716	18.020	102.0	90.8
7	16:37:21.163	<b>1:12.110</b>	19.263	28.244	24.603	63.6	63.5	10	16:40:56.847	<b>1:00.419</b>	20.455	<b>22.188</b>	<b>17.776</b>	<b>102.1</b>	91.3
8	16:38:55.809	<b>1:34.646</b>	42.228	33.922	18.496	98.5	91.8	11	16:41:58.459	<b>1:01.612</b>	20.566	22.992	18.054	101.5	90.3
9	16:39:55.907	<b>1:00.098</b>	19.696	22.474	17.928	102.6	88.0	<b>(2) David ALLAN</b>							
10	16:40:55.369	<b>59.462</b>	19.506	22.348	17.608	99.4	89.7	1	16:31:06.262	<b>1:07.295</b>	24.319	24.790	18.186	102.1	91.8
11	16:41:54.903	<b>59.534</b>	19.374	22.434	17.726	96.8	88.6	2	16:32:08.353	<b>1:02.091</b>	20.642	23.591	17.858	102.0	92.6
<b>(35) Neil SHENTON</b>															
1	16:31:05.847	<b>1:07.067</b>	24.037	24.805	18.225	<b>101.8</b>	91.4	3	16:33:08.736	<b>1:00.383</b>	19.770	22.992	17.621	102.1	90.7
2	16:32:08.317	<b>1:02.470</b>	20.675	23.902	17.893	101.5	89.1	4	16:34:08.346	<b>59.610</b>	19.583	22.422	17.605	100.5	89.8
3	16:33:09.638	<b>1:01.321</b>	20.162	23.533	17.626	98.8	89.4	5	16:35:07.602	<b>59.256</b>	19.443	<b>22.065</b>	17.748	102.1	90.9
4	16:34:09.512	<b>59.874</b>	19.349	22.673	17.852	98.8	88.8	6	16:36:07.605	<b>1:00.003</b>	19.452	22.384	18.167	<b>102.3</b>	<b>93.2</b>
5	16:35:08.809	<b>59.297</b>	19.588	<b>22.110</b>	<b>17.599</b>	100.8	89.6	7	16:37:16.629	<b>1:09.024</b>	19.494	25.350	24.180	71.9	45.5
6	16:36:08.144	<b>59.335</b>	<b>19.082</b>	22.253	18.000	100.8	89.0	8	16:38:54.692	<b>1:38.063</b>	44.577	35.164	18.322	98.3	89.1
7	16:37:19.918	<b>1:11.774</b>	19.534	27.796	24.444	64.8	53.2	9	16:39:55.129	<b>1:00.437</b>	20.066	22.835	<b>17.536</b>	101.5	90.8
								10	16:40:54.707	<b>59.578</b>	<b>19.428</b>	22.385	17.765	100.2	90.9
								11	16:41:58.718	<b>1:04.011</b>			17.		



# KMSC/SMRC Race meeting

## Scottish Legends Cars Championship

Knockhill 1.267 miles

### Race 17 - Final 2 - AMENDED RESULT

14/09/2025 16:05

### Race (11 Laps) started at 16:29:55

Lap	Time of Day	Lap Tm	S1	S2	S3	S2Spd	SFSpd	Lap	Time of Day	Lap Tm	S1	S2	S3	S2Spd	SFSpd
4	16:34:10.928	<b>1:00.142</b>	19.474	22.264	18.404	<b>102.5</b>	90.4	(85) Mark BEATY							
5	16:35:10.901	<b>59.973</b>	20.084	<b>22.141</b>	17.748	101.7	89.5	1	16:31:05.077	<b>1:06.015</b>	23.286	24.584	18.145	99.1	<b>89.4</b>
6	16:36:10.332	<b>59.431</b>	19.352	22.344	17.735	100.9	89.6	2	16:32:05.409	<b>1:00.332</b>	20.066	22.425	17.841	98.1	88.6
7	16:37:23.112	<b>1:12.780</b>	19.403	29.028	24.349	64.5	63.2	3	16:33:06.195	<b>1:00.786</b>	20.131	22.638	18.017	99.3	88.3
8	16:38:57.077	<b>1:33.965</b>	42.323	33.331	18.311	98.0	90.0	4	16:34:06.383	<b>1:00.188</b>	19.834	22.621	<b>17.733</b>	<b>101.5</b>	88.8
9	16:39:57.462	<b>1:00.385</b>	<b>19.312</b>	23.052	18.021	100.5	90.4	5	16:35:06.713	<b>1:00.330</b>	19.698	22.214	18.418	99.7	88.3
10	16:40:57.740	<b>1:00.278</b>	20.136	22.504	<b>17.638</b>	100.6	90.8	6	16:36:23.091	<b>1:16.378</b>	<b>19.413</b>	22.787	34.178	99.0	84.9
11	16:41:58.727	<b>1:00.987</b>	19.922	23.024	18.041	101.5	88.9	7	16:37:33.406	<b>1:10.315</b>	20.235	25.661	24.419	91.4	60.8
(6) Gary ATKINSON								8	16:39:04.256	<b>1:30.850</b>	39.968	31.755	19.127	93.2	86.7
1	16:31:06.315	<b>1:08.413</b>	25.072	25.056	18.285	100.2	90.2	9	16:40:04.448	<b>1:00.192</b>	19.546	22.533	18.113	97.5	86.6
2	16:32:09.294	<b>1:02.979</b>	20.677	24.026	18.276	100.5	89.2	10	16:41:05.541	<b>1:01.093</b>	19.573	23.431	18.089	95.1	86.3
3	16:33:11.316	<b>1:02.022</b>	19.685	24.106	18.231	<b>100.8</b>	89.1	11	16:42:05.421	<b>59.880</b>	19.747	<b>22.083</b>	18.050	97.3	86.9
4	16:34:11.569	<b>1:00.253</b>	19.924	<b>22.512</b>	17.817	100.0	90.3	(100) Lee NAYLOR							
5	16:35:11.832	<b>1:00.263</b>	19.898	22.525	17.840		<b>90.7</b>	1	16:31:09.765	<b>1:09.056</b>	24.376	26.056	18.624	96.0	88.0
6	16:36:12.104	<b>1:00.272</b>	19.982	22.532	17.758	98.4	89.0	2	16:32:13.489	<b>1:03.724</b>	21.236	24.334	18.154	96.0	87.8
7	16:37:24.802	<b>1:12.698</b>	19.625	28.882	24.191	65.7	64.9	3	16:33:15.378	<b>1:01.889</b>	20.440	23.429	18.020	96.8	88.2
8	16:38:57.767	<b>1:32.965</b>	41.522	33.059	18.384	96.1	89.7	4	16:34:17.052	<b>1:01.674</b>	20.300	23.525	<b>17.849</b>	<b>97.3</b>	88.5
9	16:39:57.905	<b>1:00.138</b>	<b>19.558</b>	22.614	17.966	100.6	90.3	5	16:35:18.534	<b>1:01.482</b>	<b>20.052</b>	<b>23.360</b>	18.070	97.3	<b>89.0</b>
10	16:40:58.751	<b>1:00.846</b>	20.280	22.848	<b>17.718</b>	100.6	89.2	6	16:36:21.224	<b>1:02.690</b>	20.427	23.610	18.653	97.0	87.8
11	16:41:59.358	<b>1:00.607</b>	19.648	23.184	17.775	100.5	89.8	7	16:37:32.873	<b>1:11.649</b>	21.363	25.862	24.424	92.2	63.4
(15) Elby CLARK								8	16:39:04.118	<b>1:31.245</b>	39.785	32.265	19.195	94.5	86.7
1	16:31:05.235	<b>1:08.264</b>	25.085	24.730	18.449	99.1	92.4	9	16:40:07.728	<b>1:03.610</b>	21.022	24.129	18.459	95.9	86.1
2	16:32:09.500	<b>1:04.265</b>	21.070	24.228	18.967	99.0	89.2	10	16:41:11.118	<b>1:03.390</b>	20.579	24.059	18.752	95.2	86.4
3	16:33:11.735	<b>1:02.235</b>	20.884	23.217	18.134	101.7	92.1	11	16:42:14.444	<b>1:03.326</b>	20.677	24.160	18.489	95.3	86.6
4	16:34:14.098	<b>1:02.363</b>	20.483	23.870	18.010	98.7	90.3	(17) Ronald WILKINSON							
5	16:35:14.341	<b>1:00.243</b>	19.882	<b>22.651</b>	<b>17.710</b>	100.2	90.0	1	16:31:08.801	<b>1:12.346</b>	28.118	25.629	18.599	97.3	86.8
6	16:36:14.634	<b>1:00.293</b>	19.549	22.763	17.981	99.3	90.6	2	16:32:11.858	<b>1:03.057</b>	20.901	23.361	18.795	<b>97.5</b>	85.7
7	16:37:30.094	<b>1:15.460</b>	19.723	29.313	26.424	58.4	71.4	3	16:33:14.343	<b>1:02.485</b>	20.651	23.247	18.587	96.8	86.0
8	16:38:58.587	<b>1:28.493</b>	39.195	31.239	18.059	99.4	91.4	4	16:34:15.943	<b>1:01.600</b>	20.455	<b>22.981</b>	<b>18.164</b>	96.6	86.7
9	16:39:58.801	<b>1:00.214</b>	<b>19.473</b>	22.965	17.776	100.5	91.7	5	16:35:18.102	<b>1:02.159</b>	20.334	23.200	18.625	90.6	85.1
10	16:40:59.242	<b>1:00.441</b>	19.571	22.762	18.108	99.9	<b>92.8</b>	6	16:36:20.202	<b>1:02.100</b>	<b>20.324</b>	23.191	18.585	95.1	84.5
11	16:41:59.730	<b>1:00.488</b>	19.749	22.745	17.994	<b>103.1</b>	89.6	7	16:37:31.781	<b>1:11.579</b>	21.002	25.125	25.452	76.6	66.1
(72) Glenn BURTENSHAW								8	16:39:02.893	<b>1:31.112</b>	40.087	31.969	19.056	92.4	84.7
1	16:31:05.510	<b>1:07.561</b>	24.422	25.005	18.134	99.3	<b>90.4</b>	9	16:40:05.457	<b>1:02.564</b>	20.555	23.432	18.577	96.1	84.9
2	16:32:07.469	<b>1:01.959</b>	20.408	23.344	18.207	99.7	89.1	10	16:41:14.222	<b>1:08.765</b>	20.533	23.097	25.135	95.3	80.0
3	16:33:08.829	<b>1:01.360</b>	20.302	23.089	17.969	97.7	87.2	11	16:42:16.587	<b>1:02.365</b>	20.666	23.210	18.489	95.1	84.7
4	16:34:10.582	<b>1:01.753</b>	19.711	23.332	18.710	99.9	87.7	(333) Bill READ							
5	16:35:11.533	<b>1:00.951</b>	20.628	<b>22.512</b>	<b>17.811</b>	100.0	89.4	1	16:31:02.837	<b>1:06.805</b>	25.217	23.446	18.142	<b>100.2</b>	89.8
6	16:36:12.540	<b>1:01.007</b>	20.035	22.956	18.016	99.3	88.9	2	16:32:03.624	<b>1:00.787</b>	19.968	22.795	18.024	100.2	89.8
7	16:37:26.124	<b>1:13.584</b>	19.688	29.596	24.300	57.7	65.2	3	16:33:04.617	<b>1:00.993</b>	19.866	23.203	17.924	99.4	<b>91.4</b>
8	16:38:57.977	<b>1:31.853</b>	41.262	32.176	18.415	95.7	89.0	4	16:34:05.246	<b>1:00.629</b>	20.073	22.829	<b>17.727</b>	99.6	91.1
9	16:39:59.266	<b>1:01.289</b>	19.584	23.711	17.994	99.1	88.6	5	16:35:05.789	<b>1:00.543</b>	<b>19.803</b>	<b>22.777</b>	17.963	99.9	89.2
10	16:40:59.573	<b>1:00.307</b>	<b>19.473</b>	22.782	18.052	99.9	89.5	6	16:37:42.422	<b>2:36.633</b>	19.957	22.859	1:53.817	99.9	24.2
11	16:42:00.641	<b>1:01.068</b>	20.111	23.020	17.937	98.5	86.9	7	16:39:22.166	<b>1:39.744</b>	54.786	25.750	19.208	91.8	87.7
(733) Keith ATKINSON								8	16:40:44.777	<b>1:22.611</b>	23.499	29.375	29.737	75.4	25.8
1	16:31:01.695	<b>1:05.649</b>	24.506	23.184	17.959	<b>99.6</b>	<b>90.7</b>	(53) Stuart ROBERTSON							
2	16:32:02.129	<b>1:00.434</b>	20.098	<b>22.521</b>	<b>17.815</b>	98.5	89.1	1	16:31:04.984	<b>1:08.525</b>	25.337	24.662	18.526	97.8	<b>90.8</b>
3	16:33:02.750	<b>1:00.621</b>	19.803	22.922	17.896	98.1	88.3	2	16:32:07.353	<b>1:02.369</b>	20.541	23.592	18.236	<b>98.1</b>	88.1
4	16:34:03.388	<b>1:00.638</b>	19.823	22.968	17.847	98.5	88.4	3	16:33:11.616	<b>1:04.263</b>	20.454	25.044	18.765	97.0	90.4
5	16:35:04.599	<b>1:01.211</b>	19.956	23.169	18.086	99.0	89.0	4	16:34:14.647	<b>1:03.031</b>	20.410	24.361	18.260	98.0	88.9
6	16:36:05.270	<b>1:00.671</b>	<b>19.676</b>	23.011	17.984	97.7	87.6	5	16:35:16.675	<b>1:02.028</b>	20.254	<b>23.585</b>	<b>18.189</b>	98.0	86.8
7	16:37:14.130	<b>1:08.860</b>	20.049	24.161	24.650	87.5	38.2	6	16:36:19.508	<b>1:02.833</b>	20.489	23.955	18.389	96.6	86.6
8	16:38:54.153	<b>1:40.023</b>	44.942	36.239	18.842	94.0	87.8	7	16:37:30.887	<b>1:11.379</b>	20.419	25.199	25.761	70.9	71.1
9	16:39:55.686	<b>1:01.533</b>	19.968	22.940	18.625	97.4	85.4	8	16:39:00.352	<b>1:29.465</b>	39.765	31.288	18.412	96.0	88.0
10	16:40:59.139	<b>1:03.453</b>	22.349	22.796	18.308	99.0	89.4	9	16:40:02.769	<b>1:02.417</b>	<b>20.249</b>	23.942	18.226	97.3	88.0
11	16:42:01.416	<b>1:02.277</b>	20.881	23.380	18.016	99.1	87.8	10	16:41:06.032	<b>1:03.263</b>	20.705	24.184	18.374	96.7	88.3
(53) Stuart ROBERTSON								11	16:42:09.165	<b>1:03.133</b>	20.367	24.288	18.478	96.8	87.6

Senior Clerk of the Course

Sig : Steve Burns

Time :

Chief Timekeeper : Ian Sharp (SMART Timing)

Results available at [www.smart-timing.co.uk](http://www.smart-timing.co.uk) and [www.speedhive.com](http://www.speedhive.com)

Printed: 14/09/2025 17:56:06

Orbits





# KMSC/SMRC Race meeting

# Lapchart


Scottish Legends Cars Championship

Knockhill 1.267 miles

Race 17 - Final 2

14/09/2025 16:05

Race (11 Laps) started at 16:29:55



Competitors	Laps											
	0	1	2	3	4	5	6	7	8	9	10	11
Ryan McLEISH (71)	1	71	71	71	71	71	71	71	71	71	71	71
Bill READ (333)	2	333	97	97	97	97	24	24	24	24	24	24
Keith ATKINSON (733)	3	733	733	733	733	24	97	97	97	97	22	22
Ronald WILKINSON (17)	4	17	333	333	24	24	733	733	733	22	97	97
Stuart ROBERTSON (53)	5	53	27	24	333	333	333	27	27	27	2	2
Jamie BLAKE (97)	6	97	305	27	27	27	27	22	22	22	733	77
Elby CLARK (15)	7	15	24	305	305	85	85	2	2	2	27	27
Grant HUNTER (27)	8	27	53	85	85	305	305	305	305	305	77	35
Carlos PEREZ (305)	9	305	85	53	2	2	2	35	35	35	35	305
Gary ATKINSON (6)	10	6	15	72	72	35	22	77	77	77	305	14
Glenn BURTENSHAW (72)	11	72	72	51	35	22	35	14	14	14	14	9
Murray SCOTT (51)	12	51	51	35	9	9	77	9	9	9	9	51
Matthew PAPE (24)	13	24	35	2	22	77	9	51	51	51	51	6
Neil SHENTON (35)	14	35	2	6	51	14	14	6	6	6	6	733
David ALLAN (2)	15	2	6	9	14	72	51	72	72	72	15	15
Mark BEATY (85)	16	85	22	15	77	51	72	15	15	15	72	72
Daniel CLARK (14)	17	14	77	14	6	6	6	53	53	53	53	85
Colin ATKINSON (9)	18	9	9	77	53	15	15	17	17	17	85	53
Ben MASON (22)	19	22	14	22	15	53	53	100	100	100	17	100
Michael WEDDELL (77)	20	77	17	17	17	17	17	85	85	85	100	17
Lee NAYLOR (100)	21	100	100	100	100	100	100	333	333	333		
-	22											
-	23											
-	24											
-	25											
-	26											

Senior Clerk of the Course

Orbits

Sig : Steve Burns      Time :

Chief Timekeeper : Ian Sharp (SMART Timing)

Results available at [www.smart-timing.co.uk](http://www.smart-timing.co.uk) and [www.speedhive.com](http://www.speedhive.com)

Printed: 14/09/2025 16:50:30









## KMSC/SMRC Race meeting

**Sorted on Laps**

Scottish Classic Sports &amp; Saloon Championship

Knockhill 1.267 miles

Race 18 - 2nd Race

14/09/2025 16:25

Race (12 Laps) started at 16:52:12

Pos	No.	Name	Make/Model	CC	Class	Laps	Total Tm	Diff	Best Tm	In Lap	2nd Best
1	13	Alastair BAPTIE	MGB GT V8	3500	CE	12	13:05.551		1:04.409	11	1:04.530
2	32	Alasdair COATES	MGB GT V8	3500	CE	12	13:07.961	2.410	1:04.131	11	1:04.236
3	88	Shonny PATERSON	Triumph TR8	4000	CE	12	13:23.817	18.266	1:05.321	3	1:05.340
4	51	Ewan ANDERSON	MGB GT V8	3500	CE	12	13:28.056	22.505	1:05.362	5	1:06.214
5	91	Craig HOUSTON	Lotus Excel	2174	CB	12	13:31.923	26.372	1:06.276	5	1:06.283
6	62	Andrew KINMOND	TVR Vixen	2500	CB	12	13:33.699	28.148	1:06.187	5	1:06.273
7	63	John KINMOND	Austin Mini	998	CA	12	14:02.948	57.397	1:08.762	2	1:08.876
8	21	Jimmy CROW	Scimitar Coupe GT	3000	CG	11	13:13.158	1 Lap	1:09.751	3	1:09.955
9	11	Iain MITCHELL	Vauxhall Nova	1300	CA	11	13:17.046	1 Lap	1:11.090	6	1:11.267
10	77	Tony LEESE	Volkswagon Golf	1600	CB	11	13:29.262	1 Lap	1:11.057	10	1:11.498
11	71	Paul BOWERS	Fiat 128	1300	CA	11	13:35.123	1 Lap	1:11.751	6	1:11.789
12	25	Jim GRANT	Lotus Elan	1600	CI	11	13:54.878	1 Lap	1:14.157	5	1:14.509
13	23	Sonny GRAY	Ford Fiesta XR2	1600	XR	11	13:59.713	1 Lap	1:13.303	5	1:13.810
14	67	Richard COOPER	Ginetta G15	1600	CA	11	14:16.293	1 Lap	1:15.008	9	1:15.021
<b>Not classified</b>											
DNF	5	Michael LONGSTAFFE	MG Midget	1380	CA	5	6:32.938	DNF	1:13.913	4	1:15.511
DNF	666	Arron HUNTER	Ford Fiesta XR2	1600	XR	4	5:14.045	DNF	1:15.100	2	1:15.271

Margin of Victory	Avg. Speed	Best Lap Tm	Best Speed	Best Lap by
2.410	69.671	1:04.131	71.118	32 - Alasdair COATES

Senior Clerk of the Course

Orbits

Sig : Steve Burns

Time :

Chief Timekeeper : Ian Sharp (SMART Timing)

Results available at [www.smart-timing.co.uk](http://www.smart-timing.co.uk) and [www.speedhive.com](http://www.speedhive.com)

Printed: 14/09/2025 17:07:59





## KMSC/SMRC Race meeting

### Scottish Classic Sports & Saloon Championship

### Knockhill 1.267 miles

### Race 18 - 2nd Race

### 14/09/2025 16:25

### Race (12 Laps) started at 16:52:12

Lap	Time of Day	Lap Tm	S1	S2	S3	S2Spd	SFSpd
<b>(13) Alastair BAPTIE</b>							
1	16:53:20.986			<b>25.066</b>	18.805	101.2	90.8
2	16:54:26.808	<b>1:05.822</b>	21.590	25.318	18.914	97.7	90.7
3	16:55:31.654	<b>1:04.846</b>	21.195	25.234	18.417	98.4	95.9
4	16:56:36.184	<b>1:04.530</b>	20.677	25.523	18.330	100.9	96.7
5	16:57:41.126	<b>1:04.942</b>	20.654	25.304	18.984	98.1	95.2
6	16:58:46.638	<b>1:05.512</b>	21.162	25.286	19.064	97.3	93.1
7	16:59:51.697	<b>1:05.059</b>	21.120	25.459	18.480	98.4	97.7
8	17:00:57.592	<b>1:05.895</b>	21.168	25.898	18.829	97.8	95.6
9	17:02:03.901	<b>1:06.309</b>	21.317	25.801	19.191	96.1	93.2
10	17:03:08.933	<b>1:05.032</b>	21.288	25.506	<b>18.238</b>	97.7	<b>97.8</b>
11	17:04:13.342	<b>1:04.409</b>	<b>20.634</b>	25.336	18.439	100.5	97.3
12	17:05:18.442	<b>1:05.100</b>	20.838	25.487	18.775	<b>102.8</b>	89.2

Lap	Time of Day	Lap Tm	S1	S2	S3	S2Spd	SFSpd
<b>(32) Alasdair COATES</b>							
1	16:53:25.375			26.140	19.782	100.5	97.4
2	16:54:30.963	<b>1:05.588</b>	21.922	25.173	18.493	<b>108.4</b>	101.1
3	16:55:36.010	<b>1:05.047</b>	21.209	25.636	18.202	103.9	99.9
4	16:56:41.612	<b>1:05.602</b>	21.527	25.440	18.635	105.3	97.8
5	16:57:46.340	<b>1:04.728</b>	21.416	25.190	<b>18.122</b>	102.9	98.4
6	16:58:51.941	<b>1:05.601</b>	21.699	25.454	18.448	103.7	99.7
7	16:59:57.524	<b>1:05.583</b>	21.254	25.564	18.765	100.9	99.3
8	17:01:03.014	<b>1:05.490</b>	21.383	25.574	18.533	107.0	97.0
9	17:02:07.250	<b>1:04.236</b>	21.328	24.736	18.172	105.0	<b>102.3</b>
10	17:03:11.951	<b>1:04.701</b>	21.402	24.961	18.338	103.6	99.0
11	17:04:16.082	<b>1:04.161</b>	21.266	<b>24.624</b>	18.241	103.6	100.9
12	17:05:20.852	<b>1:04.770</b>	<b>21.092</b>	25.337	18.341	101.2	100.0

Lap	Time of Day	Lap Tm	S1	S2	S3	S2Spd	SFSpd
<b>(88) Shonny PATERSON</b>							
1	16:53:26.108			26.425	19.742	100.0	87.5
2	16:54:33.294	<b>1:07.186</b>	22.343	25.673	19.170	102.6	94.7
3	16:55:38.615	<b>1:05.921</b>	21.560	25.114	<b>18.647</b>	102.1	96.6
4	16:56:44.863	<b>1:06.248</b>	22.066	25.498	18.684	103.2	96.7
5	16:57:50.203	<b>1:05.340</b>	<b>21.132</b>	<b>25.112</b>	19.096	<b>104.2</b>	95.1
6	16:58:55.971	<b>1:05.768</b>	21.379	25.300	19.089	102.0	96.6
7	17:00:02.233	<b>1:06.262</b>	21.730	25.582	18.950	102.3	96.8
8	17:01:07.771	<b>1:05.538</b>	21.219	25.419	18.900	101.4	95.3
9	17:02:14.343	<b>1:06.572</b>	22.044	25.453	19.075	100.9	95.3
10	17:03:21.105	<b>1:06.762</b>	21.751	25.907	19.104	99.6	<b>97.0</b>
11	17:04:28.649	<b>1:07.544</b>	22.667	25.926	18.951	100.6	95.7
12	17:05:36.708	<b>1:08.059</b>	22.155	26.001	19.903	100.2	91.8

Lap	Time of Day	Lap Tm	S1	S2	S3	S2Spd	SFSpd
<b>(51) Ewan ANDERSON</b>							
1	16:53:23.424			25.722	19.331	102.5	92.8
2	16:54:30.790	<b>1:07.366</b>	22.049	26.039	19.278	98.5	92.3
3	16:55:38.244	<b>1:07.454</b>	22.033	26.219	19.202	100.9	94.0
4	16:56:45.284	<b>1:07.400</b>	21.691	26.161	19.188	98.5	<b>94.7</b>
5	16:57:50.646	<b>1:05.962</b>	<b>21.548</b>	<b>25.169</b>	18.645	<b>104.0</b>	94.7
6	16:58:57.021	<b>1:06.375</b>	21.844	25.644	18.887	103.9	94.5
7	17:00:04.427	<b>1:07.406</b>	21.809	26.648	18.949	102.0	92.4
8	17:01:10.641	<b>1:06.214</b>	21.818	25.516	18.880	101.4	92.1
9	17:02:17.781	<b>1:07.140</b>	22.079	26.651	<b>18.410</b>	102.9	93.7
10	17:03:24.447	<b>1:06.666</b>	21.743	25.813	19.110	100.2	91.4
11	17:04:32.166	<b>1:07.719</b>	22.220	26.411	19.088	100.9	91.3
12	17:05:40.947	<b>1:08.781</b>	23.106	26.328	19.347	99.6	91.6

Lap	Time of Day	Lap Tm	S1	S2	S3	S2Spd	SFSpd
<b>(91) Craig HOUSTON</b>							
1	16:53:27.757			27.093	19.876	97.7	88.1
2	16:54:36.336	<b>1:08.579</b>	22.377	26.400	19.802	99.4	88.8
3	16:55:43.092	<b>1:06.756</b>	21.958	<b>25.396</b>	19.402	<b>100.0</b>	89.1
4	16:56:50.001	<b>1:06.909</b>	21.689	26.252	<b>18.968</b>	97.3	89.0
5	16:57:56.277	<b>1:06.276</b>	21.506	25.511	19.259	99.3	89.0
6	16:59:02.921	<b>1:06.644</b>	<b>21.436</b>	26.010	19.198	98.3	88.8
7	17:00:09.204	<b>1:06.283</b>	21.526	25.623	19.134	99.0	89.0
8	17:01:15.987	<b>1:06.783</b>	21.751	25.596	19.436	99.0	87.6
9	17:02:22.657	<b>1:06.670</b>	21.653	25.716	19.301	99.6	88.2
10	17:03:30.692	<b>1:08.035</b>	22.856	25.860	19.319	99.4	88.6
11	17:04:37.316	<b>1:06.624</b>	21.524	25.922	19.178	98.3	<b>89.2</b>
12	17:05:44.814	<b>1:07.498</b>	21.626	26.498	19.374	97.7	86.7

Lap	Time of Day	Lap Tm	S1	S2	S3	S2Spd	SFSpd
<b>(62) Andrew KINMOND</b>							
1	16:53:27.058			27.000	19.850	96.1	89.4
2	16:54:35.570	<b>1:08.512</b>	22.474	26.601	19.437	96.1	89.8

Lap	Time of Day	Lap Tm	S1	S2	S3	S2Spd	SFSpd
3	16:55:42.117						
4	16:56:50.740	<b>1:08.623</b>	21.820	25.688	19.039	98.1	89.0
5	16:57:56.927	<b>1:06.187</b>	21.960	26.823	19.840	94.1	90.1
6	16:59:03.718	<b>1:06.791</b>	21.800	25.573	18.814	99.4	<b>90.9</b>
7	17:00:11.343	<b>1:06.725</b>	21.969	<b>25.356</b>	19.466	<b>99.7</b>	89.8
8	17:01:18.993	<b>1:07.650</b>	21.507	25.597	20.521	99.4	85.4
9	17:02:25.266	<b>1:06.273</b>	22.280	26.387	18.983	96.0	89.2
10	17:03:32.233	<b>1:06.967</b>	21.577	25.888	<b>18.808</b>	98.5	90.0
11	17:04:39.427	<b>1:07.194</b>	<b>21.439</b>	26.488	19.040	96.4	89.8
12	17:05:46.590	<b>1:07.163</b>	21.870	26.024	19.300	96.1	89.0
			21.829	25.879	19.455	97.5	88.3

Lap	Time of Day	Lap Tm	S1	S2	S3	S2Spd	SFSpd
<b>(63) John KINMOND</b>							
1	16:53:30.340			28.176	21.048	83.1	76.6
2	16:54:39.102	<b>1:08.762</b>	22.404	<b>26.125</b>	<b>20.233</b>	<b>91.3</b>	<b>81.0</b>
3	16:55:48.707	<b>1:09.605</b>	22.423	26.819	20.363	90.0	80.1
4	16:56:57.583	<b>1:08.876</b>	22.436	26.155	20.285	90.4	80.0
5	16:58:06.801	<b>1:09.218</b>	<b>22.295</b>	26.456	20.467	90.0	80.5
6	16:59:16.407	<b>1:09.606</b>	22.493	26.588	20.525	89.2	79.1
7	17:00:26.462	<b>1:10.055</b>	22.698	26.537	20.820	88.9	78.2
8	17:01:36.156	<b>1:09.694</b>	22.678	26.637	20.379	89.2	79.6
9	17:02:46.021	<b>1:09.865</b>	22.689	26.826	20.350	88.2	80.0
10	17:03:55.146	<b>1:09.125</b>	22.492	26.310	20.323	89.4	79.9
11	17:05:05.612	<b>1:10.466</b>	22.901	26.817	20.748	88.1	77.3
12	17:06:15.839	<b>1:10.227</b>	22.849	26.805	20.573	88.2	78.8

Lap	Time of Day	Lap Tm	S1	S2	S3	S2Spd	SFSpd
<b>(21) Jimmy CROW</b>							
1	16:53:31.053			28.578	20.766	86.4	80.9
2	16:54:41.008	<b>1:09.955</b>	22.972	26.823	<b>20.160</b>	88.0	81.0
3	16:55:50.759	<b>1:09.751</b>	<b>22.271</b>	26.935	<b>20.545</b>	<b>90.8</b>	80.2
4	16:57:01.353	<b>1:10.594</b>	22.499	27.466	20.629	86.1	80.6
5	16:58:12.641	<b>1:11.288</b>	22.823	27.695	20.770	82.5	77.4
6	16:59:25.385	<b>1:12.744</b>	23.532	27.993	21.219	80.3	72.9
7	17:00:41.088	<b>1:15.703</b>	24.045	29.444	22.214	74.4	71.2
8	17:01:52.909	<b>1:11.821</b>	23.998	27.382	20.441	85.2	80.7
9	17:03:03.744	<b>1:10.835</b>	22.720	27.581	20.534	88.4	80.6
10	17:04:15.276	<b>1:11.532</b>	22.403	27.468	21.661	85.1	<b>81.1</b>
11	17:05:26.049	<b>1:10.773</b>	23.269	<b>26.818</b>	20.686	86.8	70.0

Lap	Time of Day	Lap Tm	S1	S2	S3	S2Spd	SFSpd
<b>(11) Iain MITCHELL</b>							
1	16:53:31.882			28.875	21.054	85.2	76.5
2	16:54:44.142	<b>1:12.260</b>	23.762	27.496	21.002	85.2	76.3
3	16:55:56.300	<b>1:12.158</b>	23.876	27.494	20.788	85.1	76.1
4	16:57:08.365	<b>1:12.065</b>	23.934	27.194	20.937	85.2	76.3
5	16:58:20.152	<b>1:11.787</b>	23.847	27.133	20.807	85.2	76.3
6	16:59:31.242	<b>1:11.090</b>	23.579	<b>26.738</b>	20.773	85.6	76.1
7	17:00:42.584	<b>1:11.342</b>	23.692	26.917	20.733	<b>85.9</b>	76.3
8	17:01:53.906	<b>1:11.322</b>	23.601	27.001	20.720	85.1	<b>77.2</b>
9	17:03:05.173	<b>1:11.267</b>	23.485	27.073	<b>20.709</b>	85.6	76.7
10	17:04:18.328	<b>1:13.155</b>	23.886	28.401	20.868	84.0	76.6
11	17:05:29.937	<b>1:11.609</b>	23.846	26.983	20.780	85.5	76.2

Lap	Time of Day	Lap Tm	S1	S2	S3	S2Spd	SFSpd
<b>(77) Tony LEESE</b>							
1	16:53:34.687			29.183	21.676	83.7	74.2
2	16:54:50.766	<b>1:16.079</b>	25.585	28.753	21.741		



## KMSC/SMRC Race meeting

Scottish Classic Sports & Saloon Championship

Knockhill 1.267 miles

Race 18 - 2nd Race

14/09/2025 16:25

Race (12 Laps) started at 16:52:12

Lap	Time of Day	Lap Tm	S1	S2	S3	S2Spd	SFSpd	Lap	Time of Day	Lap Tm	S1	S2	S3	S2Spd	SFSpd
-----	-------------	--------	----	----	----	-------	-------	-----	-------------	--------	----	----	----	-------	-------

(25) Jim GRANT

1	16:53:34.439			29.522	22.431	86.3	75.0
2	16:54:50.199	<b>1:15.760</b>	25.544	28.692	21.524	86.8	<b>79.7</b>
3	16:56:05.798	<b>1:15.599</b>	24.481	29.424	21.694	86.1	77.9
4	16:57:21.793	<b>1:15.995</b>	24.710	29.459	21.826	87.2	76.1
5	16:58:35.950	<b>1:14.157</b>	<b>24.218</b>	28.418	21.521	<b>88.6</b>	76.3
6	16:59:51.069	<b>1:15.119</b>	24.507	28.619	21.993	88.5	76.9
7	17:01:05.578	<b>1:14.509</b>	24.342	28.365	21.802	87.7	76.3
8	17:02:20.862	<b>1:15.284</b>	25.432	28.621	<b>21.231</b>	88.6	76.8
9	17:03:36.373	<b>1:15.511</b>	24.517	29.177	21.817	88.0	75.4
10	17:04:51.216	<b>1:14.843</b>	24.419	<b>28.321</b>	22.103	86.4	73.0
11	17:06:07.769	<b>1:16.553</b>	25.028	29.028	22.497	84.3	71.5

(23) Sonny GRAY

1	16:53:36.911			30.484	22.295		72.2
2	16:54:53.143	<b>1:16.232</b>	25.235	29.293	<b>21.704</b>		72.5
3	16:56:08.060	<b>1:14.917</b>	24.101				73.8
4	16:57:24.667	<b>1:16.607</b>					<b>74.2</b>
5	16:58:37.970	<b>1:13.303</b>	24.066				72.3
6	16:59:51.780	<b>1:13.810</b>	<b>23.963</b>	<b>28.130</b>	21.717		73.2
7	17:01:07.779	<b>1:15.999</b>	24.405				71.5
8	17:02:24.191	<b>1:16.412</b>	24.827	29.489	22.096		72.4
9	17:03:39.552	<b>1:15.361</b>	24.552				70.3
10	17:04:55.551	<b>1:15.999</b>	24.505	28.613	22.881		70.0
11	17:06:12.604	<b>1:17.053</b>	24.811				69.3

(67) Richard COOPER

1	16:53:40.758			32.400	22.863	76.9	65.5
2	16:54:58.507	<b>1:17.749</b>	25.492	29.964	22.293	77.3	68.5
3	16:56:16.668	<b>1:18.161</b>	25.825	30.254	22.082	77.9	70.1
4	16:57:34.846	<b>1:18.178</b>	25.990	30.193	21.995	77.0	68.1
5	16:58:51.874	<b>1:17.028</b>	25.586	29.454	21.988	77.0	69.5
6	17:00:08.248	<b>1:16.374</b>	26.093	29.528	<b>20.753</b>	<b>81.2</b>	<b>72.4</b>
7	17:01:23.269	<b>1:15.021</b>	24.823	<b>28.851</b>	21.347	79.1	70.3
8	17:02:39.351	<b>1:16.082</b>	<b>24.752</b>	29.646	21.684	77.8	71.4
9	17:03:54.359	<b>1:15.008</b>	24.859	28.912	21.237	79.5	70.1
10	17:05:11.160	<b>1:16.801</b>	25.013	29.365	22.423	76.0	67.0
11	17:06:29.184	<b>1:18.024</b>	25.888	29.814	22.322	74.7	67.4

(5) Michael LONGSTAFFE

1	16:53:36.585			30.448	22.653	82.6	75.1
2	16:54:52.096	<b>1:15.511</b>	25.268	28.746	21.497	85.5	<b>78.4</b>
3	16:56:11.268	<b>1:19.172</b>	24.660	28.564	25.948	<b>85.9</b>	72.5
4	16:57:25.181	<b>1:13.913</b>	<b>24.221</b>	<b>28.394</b>	<b>21.298</b>	84.2	74.2
5	16:58:45.829	<b>1:20.648</b>	24.342	28.560	27.746	78.5	31.8

(666) Arron HUNTER

1	16:53:37.982			30.989	22.358	78.0	71.6
2	16:54:53.082	<b>1:15.100</b>	24.560	28.947	<b>21.593</b>	83.6	73.6
3	16:56:08.353	<b>1:15.271</b>	<b>23.877</b>	<b>28.866</b>	22.528	<b>84.4</b>	<b>74.2</b>
4	16:57:26.936	<b>1:18.583</b>	24.038	29.077	25.468	75.6	42.3

Senior Clerk of the Course

Orbits

Sig : Steve Burns      Time :

Chief Timekeeper : Ian Sharp (SMART Timing)

Results available at [www.smart-timing.co.uk](http://www.smart-timing.co.uk) and [www.speedhive.com](http://www.speedhive.com)

Printed: 14/09/2025 17:08:23





## KMSC/SMRC Race meeting

## Lapchart

Scottish Classic Sports & Saloon Championship

Knockhill 1.267 miles

Race 18 - 2nd Race

14/09/2025 16:25

Race (12 Laps) started at 16:52:12



Competitors	Laps											
	1	2	3	4	5	6	7	8	9	10	11	12
Alastair BAPTIE (13)	1	13	13	13	13	13	13	13	13	13	13	13
Ewan ANDERSON (51)	2	51	51	32	32	32	32	32	32	32	32	32
Alasdair COATES (32)	3	32	32	51	88	88	88	88	88	88	88	88
Shonny PATERSON (88)	4	88	88	88	51	51	51	51	51	51	51	51
Andrew KINMOND (62)	5	62	62	62	91	91	91	91	91	91	91	91
Craig HOUSTON (91)	6	91	91	91	62	62	62	62	62	62	62	62
John KINMOND (63)	7	63	63	63	63	63	63	63	63	63	63	63
Jimmy CROW (21)	8	21	21	21	21	21	21	21	21	21	21	21
Iain MITCHELL (11)	9	11	11	11	11	11	11	11	11	11	11	11
Jim GRANT (25)	10	25	25	25	71	77	71	71	71	77	77	77
Tony LEESE (77)	11	77	77	71	77	71	77	77	77	71	71	71
Paul BOWERS (71)	12	71	71	77	25	25	25	25	25	25	25	25
Michael LONGSTAFFE (5)	13	5	5	23	23	23	23	23	23	23	23	23
Sonny GRAY (23)	14	23	666	666	5	5	67	67	67	67	67	67
Arron HUNTER (666)	15	666	23	5	666	67						
Richard COOPER (67)	16	67	67	67	67							

Senior Clerk of the Course

Sig : Steve Burns Time :  
Chief Timekeeper : Ian Sharp (SMART Timing)  
Results available at [www.smart-timing.co.uk](http://www.smart-timing.co.uk) and [www.speedhive.com](http://www.speedhive.com)  
Printed: 14/09/2025 17:08:45

Orbits



# Scottish Classic Sports and Saloons Championship



Pos	Car No.	Name	Class	Knockhill		6th April		Knockhill		18th May		Cadwell Park		15th June		Croft		23rd & 24th August		Knockhill		14th September		Knockhill		112th October		Total	Diff	1st Place in Class	2nd Place in Class	3rd Place in Class
				1	2	3	4	5	6	7	8	9	10	11	12																	
1	13	Alastair BAPTIE	E	25	20	25	20	35	25	35	20	25	25													255		8	2			
2	11	Iain MITCHELL	A	20	20	20	20	35	25	35	25	20	20													240	-15	4	6			
3	71	Paul BOWERS	A	16	16	16	16	30	20	30	20	14	16													194	-46		4	5		
4	51	Ewan ANDERSON	E	20	16	16	16	26	16	30	16	16	16													188	-6	1	3	6		
5=	32	Alasdair COATES	E	16	25	20	25	30	20	10		20	20													186	-2	2	5	1		
5=	63	John KINMOND	A	25	25	25	25	10		26		25	25													186	0	6		1		
7	21	Jimmy CROW	G	16	16	16	16	10		10		16	16													116	-70	2	4			
8=	55	Colin CALDER	G	21	21	21	21			27	1															112	-4	5				
8=	4	Charlie COPE	B	20		20	20	26	16	10																112	0	4	1			
10	67	Richard COOPER	A	14	14			26	16			12	14													96	-16			2		
11	91	Craig HOUSTON	B	16	20	25						16	16													93	-3	4	1			
12	5	Michael LONGSTAFFE	A							24	16	16														56	-37			2		
13	22	Keith WEEKS	A	12																						12	-44					
14	33	Joe BENN	A							10																10	-2					

Scottish XR2 Championship



Pos	Car No.	Name	Class	Knockhill		Knockhill		Cadwell Park		Croft		Knockhill		Total	Diff	1st Place	2nd Place	3rd Place
				6th April	18th May	15th June	23rd & 24th August	14th September	112th October									
1	23	Sonny GRAY			20	20			10	16	20	20		106		4	2	
2	666	Arron HUNTER		16	16	16			30	20				98	-8	3	2	
3														0	-98			

## KMSC/SMRC Race meeting

Sorted on best lap time

Super Lap Scotland

Knockhill 1.267 miles

Final

14/09/2025 16:45

Practice started at 17:10:25

Pos	No.	Name	Make/Model	CC	Class	Laps	Best Tm	Diff	Best Speed	2nd Best
1	144	Donnie MacLEOD	Renault Clio 172	1998	D	3	<b>1:08.630</b>		66.455	1:30.322
2	23	Andrew COWIE	Subaru Impreza	2100	E RC	3	<b>1:11.472</b>	2.842	63.813	1:33.431
3	67	Mark THOMSON	Seat Leon Cupra	2000	E	3	<b>1:13.301</b>	4.671	62.221	1:37.357
4	555	David CAPSTICK	Renault Megane R26	2000	F RC	3	<b>1:15.890</b>	7.260	60.098	1:33.540
5	6	Martin HUTTON	Peugeot 106	1124	F RC	3	<b>1:17.403</b>	8.773	58.923	1:30.315
6	88	Andrew WEBSTER	Austin Mini	1598	E	3	<b>1:20.582</b>	11.952	56.599	2:00.909
7	5	Alex MILNE	Renault Megane R26	1995	E RC	3	<b>1:20.994</b>	12.364	56.311	1:42.026
<b>Not classified</b>										
DNF	87	Gary MUIR	Audi TT	3189	F RC	2	<b>1:35.313</b>		47.851	

Senior Clerk of the Course

Orbits

Sig : Steve Burns

Time :

Chief Timekeeper : Ian Sharp (SMART Timing)

Results available at [www.smart-timing.co.uk](http://www.smart-timing.co.uk) and [www.speedhive.com](http://www.speedhive.com)

Printed: 14/09/2025 17:25:51



motor  
sport  
UK

**RACE  
WITH  
RESPECT**

## KMSC/SMRC Race meeting

Sorted on best lap time

Super Lap Scotland Knockhill 1.267 miles  
 Final 14/09/2025 16:45  
 Practice started at 17:10:25

Pos	No.	Name	Make/Model	CC	Class	Laps	Best Tm	Diff	Best Speed	2nd Best
<b>Guest</b>										
1	88	Andrew WEBSTER	Austin Mini	1598	E	3	1:20.582		56.599	2:00.909
<b>Super Lap Scotland (D)</b>										
1	144	Donnie MacLEOD	Renault Clio 172	1998	D	3	1:08.630		66.455	1:30.322
<b>Super Lap Scotland (E)</b>										
1	23	Andrew COWIE	Subaru Impreza	2100	E RC	3	1:11.472		63.813	1:33.431
2	67	Mark THOMSON	Seat Leon Cupra	2000	E	3	1:13.301	1.829	62.221	1:37.357
3	5	Alex MILNE	Renault Megane R26	1995	E RC	3	1:20.994	9.522	56.311	1:42.026
<b>Super Lap Scotland (F)</b>										
1	555	David CAPSTICK	Renault Megane R26	2000	F RC	3	1:15.890		60.098	1:33.540
2	6	Martin HUTTON	Peugeot 106	1124	F RC	3	1:17.403	1.513	58.923	1:30.315
<b>Not classified</b>										
DNF	87	Gary MUIR	Audi TT	3189	F RC	2	1:35.313		47.851	

Senior Clerk of the Course

Orbits

Sig : Steve Burns

Time :

Chief Timekeeper : Ian Sharp (SMART Timing)

Results available at [www.smart-timing.co.uk](http://www.smart-timing.co.uk) and [www.speedhive.com](http://www.speedhive.com)

Printed: 14/09/2025 17:26:02



motor  
sport  
UK

**RACE  
WITH  
RESPECT**

## KMSC/SMRC Race meeting

Super Lap Scotland

Knockhill 1.267 miles

Final

14/09/2025 16:45

Practice started at 17:10:25

Lap	Time of Day	Lap Tm	S1	S2	S3	S2Spd	SFSpd	Lap	Time of Day	Lap Tm	S1	S2	S3	S2Spd	SFSpd
<b>(144) Donnie MacLEOD</b>															
1	17:20:56.654			31.675	21.043	68.9	<b>86.3</b>								
2	17:22:05.284	<b>1:08.630</b>	<b>22.514</b>	<b>26.396</b>	<b>19.720</b>	<b>92.6</b>	86.1								
3	17:23:35.606	<b>1:30.322</b>	26.353	33.982	29.987	68.5	26.0								
<b>(23) Andrew COWIE</b>															
1	17:17:45.374			28.163	<b>20.216</b>	93.6	91.7								
2	17:18:56.846	<b>1:11.472</b>	<b>23.559</b>	<b>27.416</b>	20.497	<b>100.6</b>	<b>93.1</b>								
3	17:20:30.277	<b>1:33.431</b>	28.044	35.033	30.354	70.3	27.7								
<b>(67) Mark THOMSON</b>															
1	17:17:25.369			<b>28.409</b>	21.603	85.8	90.9								
2	17:18:38.670	<b>1:13.301</b>	<b>24.233</b>	28.462	<b>20.606</b>	<b>92.9</b>	<b>92.2</b>								
3	17:20:16.027	<b>1:37.357</b>	28.150	36.158	33.049	66.1	27.1								
<b>(555) David CAPSTICK</b>															
1	17:14:00.638			36.274	22.776	73.3	<b>81.8</b>								
2	17:15:16.528	<b>1:15.890</b>	<b>23.869</b>	<b>30.262</b>	<b>21.759</b>	<b>84.3</b>	81.6								
3	17:16:50.068	<b>1:33.540</b>	28.690	34.302	30.548	61.9	27.0								
<b>(6) Martin HUTTON</b>															
1	17:13:24.341			36.793	25.091	54.0	<b>72.4</b>								
2	17:14:41.744	<b>1:17.403</b>	<b>24.285</b>	<b>30.287</b>	<b>22.831</b>	<b>77.9</b>	70.9								
3	17:16:12.059	<b>1:30.315</b>	25.963	32.780	31.572	63.9	23.8								
<b>(88) Andrew WEBSTER</b>															
1	17:21:25.888			32.113	23.944	62.8	<b>77.1</b>								
2	17:22:46.470	<b>1:20.582</b>	<b>26.462</b>	<b>30.422</b>	<b>23.698</b>	<b>76.0</b>	71.7								
3	17:24:47.379	<b>2:00.909</b>	34.084	42.756	44.069	48.2	14.6								
<b>(5) Alex MILNE</b>															
1	17:17:17.302			35.147	23.860	73.2	81.1								
2	17:18:38.296	<b>1:20.994</b>	<b>27.615</b>	<b>31.103</b>	<b>22.276</b>	<b>79.2</b>	<b>81.5</b>								
3	17:20:20.322	<b>1:42.026</b>	30.697	36.398	34.931	66.2	18.3								
<b>(87) Gary MUIR</b>															
1	17:13:38.731			<b>31.761</b>	<b>25.946</b>	55.3	<b>82.2</b>								
2	17:15:14.044	<b>1:35.313</b>	<b>22.816</b>	43.214	29.283	<b>74.8</b>	29.1								

Senior Clerk of the Course

Orbits

Sig : Steve Burns

Time :

Chief Timekeeper : Ian Sharp (SMART Timing)

Results available at [www.smart-timing.co.uk](http://www.smart-timing.co.uk) and [www.speedhive.com](http://www.speedhive.com)

Printed: 14/09/2025 17:26:19



motor  
sport  
UK

**RACE  
WITH  
RESPECT**



Super Lap Scotland - King of the Hill - PROVISIONAL

Pos	Car No.	Name	Class	Round 1			Round 2			Round 3			Round 4			Round 5			Round 6			Total points	Total DS	Diff
				Knockhill AC			Knockhill			Knockhill			Knockhill			Knockhill			Knockhill					
				Q	F	Total	Q	F	Total	Q	F	Total	Q	F	Total	Q	F	Total	Q	F	Total			
1	555	David CAPSTICK	F	15	25	40	15	25	40			0	15	20	35	15	25	40	15	25	40	195	195	
2	87	Gary MUIR	F	13	16	29	14	20	34	14	25	39	13	25	38	14	20	34	14		14	188	174	21
3	56	Andrew FAHEY	F	14	20	34	13	16	29	13	20	33	12	14	26	13	16	29			0	151	151	23
4	23	Andrew COWIE	E			0			0	14	25	39	12	22	34	12	22	34	15	25	40	147	147	4
5	5	Alex MILNE	E	14	20	34	13	16	29	13	16	29			0			0	12	16	28	120	120	27
6	1	Rab JOBSON	E	15	25	40	15	25	40	15	20	35			0			0			0	115	115	5
7	6	Martin HUTTON	F	12		12	12	14	26	12	14	26			0			0	12	20	32	96	96	19
8	77	Ian BONTHRONE	D	12	22	34	12	22	34			0			0			0	12		12	80	80	16
9	392	Philip TAYLOR	F			0			0	15	16	31	14	16	30			0	13		13	74	74	6
10	4	Mark DAWSON	Pro			0	12	22	34	14	17	31			0			0			0	65	65	9
11	63	Stuart THOMSON	E	12	16	28	14	20	34			0			0			0			0	62	62	3
12	144	Donnie MacLEOD	D	10	17	27			0			0			0			0	10	22	32	59	59	3
13	29	Carl WALKER	E	13	14	27	12		12			0			0			0	13		13	52	52	7
14	79	Eric HOLMES	Pro			0			0	15	22	37			0			0			0	37	37	15
15	67	Mark THOMSON	E			0			0			0			0			0	14	20	34	34	34	18
16	10	Nev WOOD	Pro			0			0	13		13			0			0			0	13	13	-13

1st Place in Class	2nd Place in Class	3rd Place in Class
9	2	
2	6	3
	3	5
7	1	
	2	4
5	1	4
	1	
5	1	3
2	2	
	1	1
1	3	
		2
2		
	2	
		1



Super Lap Scotland - King of the Hill - PROVISIONAL

Pos	Car No.	Name	Class	Round 1			Round 2			Round 3			Round 4			Round 5			Round 6			Total points	Total DS	Diff
				Knockhill AC			Knockhill			Knockhill			Knockhill			Knockhill			Knockhill					
				Q	F	Total	Q	F	Total	Q	F	Total	Q	F	Total	Q	F	Total	Q	F	Total			
1	77	Ian BONTHRONE	D	12	22	34	12	22	34			0			0			0	12	12	24	80	80	
2	144	Donnie MacLEOD	D	10	17	27			0			0			0			0	10	22	32	59	59	21
1	23	Andrew COWIE	E			0			0	14	25	39	12	22	34	12	22	34	15	25	40	147	147	
2	5	Alex MILNE	E	14	20	34	13	16	29	13	16	29			0			0	12	16	28	120	120	27
3	1	Rab JOBSON	E	15	25	40	15	25	40	15	20	35			0			0			0	115	115	5
4	63	Stuart THOMSON	E	12	16	28	14	20	34			0			0			0			0	62	62	53
5	29	Carl WALKER	E	13	14	27	12		12			0			0			0	13		13	52	52	10
6	67	Mark THOMSON	E			0			0			0			0			0	14	20	34	34	34	28
1	555	David CAPSTICK	F	15	25	40	15	25	40			0	15	20	35	15	25	40	15	25	40	195	195	
2	87	Gary MUIR	F	13	16	29	14	20	34	14	25	39	13	25	38	14	20	34	14		14	188	174	21
3	56	Andrew FAHEY	F	14	20	34	13	16	29	13	20	33	12	14	26	13	16	29			0	151	151	23
4	6	Martin HUTTON	F	12		12	12	14	26	12	14	26			0			0	12	20	32	96	96	55
5	392	Philip TAYLOR	F			0			0	15	16	31	14	16	30			0	13		13	74	74	22
1	4	Mark DAWSON	Pro			0	12	22	34	14	17	31			0			0			0	65	65	
2	79	Eric HOLMES	Pro			0			0	15	22	37			0			0			0	37	37	28
3	10	Nev WOOD	Pro			0			0	13		13			0			0			0	13	13	-13

1st Place in Class	2nd Place in Class	3rd Place in Class
5		
1	3	
7	1	
	2	4
5	1	4
	1	1
		2
	2	
9	2	
2	6	3
	3	5
	1	
1	1	3
2	2	
2		
		1