

18th/19th April 2026

Knockhill

Reverse direction



S.M.A.R.T.

Scottish Motorsports Automatic Race Timing

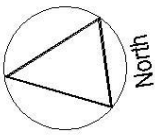
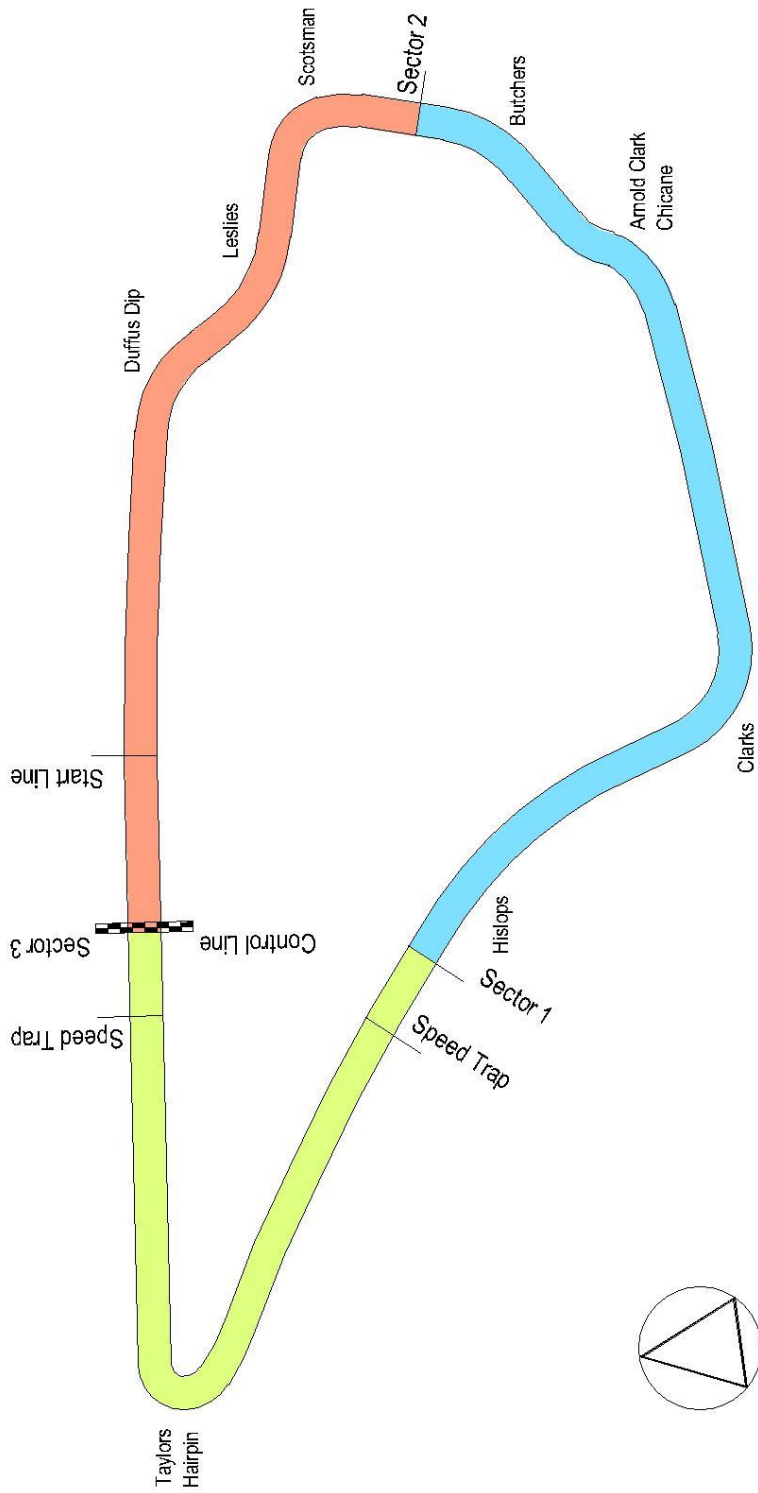

Ravenslea, Melrose Road, Galashiels, TD1 2AT

Telephone : 01896 – 752447

Scottish Motorsports Automatic Race Timing

Circuit layout

Knockhill – Anti Clockwise



Sector	Length
Sector 1	0.334 Mile
Sector 2	0.503 Mile
Sector 3	0.433 Mile



Bulletin No. _____

KMSC/SMRC Race meeting - AC

Sorted on best lap time

Scottish Modsports Race Championship

Knockhill AC 1.271 miles

Free Practice

18/04/2026 09:30

Practice (10:00 Time) started at 9:30:12

Pos	No.	Name	Make/Model	CC	Class	Laps	Best Tm	Diff	Best Speed	2nd Best
1	9	Ron CUMMING	Nemesis Kit Car	2200	A2	6	1:00.647		75.464	1:01.435
2	1	Adam MORRISON	Mini Cooper S	2000	D	6	1:01.675	1.028	74.206	1:01.918
3	26	Michael BARRON	Honda Civic	2400	D	6	1:02.657	2.010	73.043	1:03.629
4	37	David ROBB	Audi TT	2000	D	5	1:05.929	5.282	69.418	1:06.969
5	21	Louise STRACHAN	Mini Cooper S	1600S	D	5	1:09.728	9.081	65.636	1:11.566
6	14	Michael IMRIE	Mini R50 Cooper	1600	G	5	1:10.128	9.481	65.262	1:10.539
7	91	Craig HOUSTON	Lotus Eclat	2948	D	5	1:10.518	9.871	64.901	1:11.296
8	55	Fiona KINDNESS	Subaru Impreza Type F	2350	B	4	1:11.163	10.516	64.313	1:12.807
9	221	James STRACHAN	Ford Fiesta	2000	D	5	1:12.695	12.048	62.957	1:13.411
10	63	Stuart THOMSON	Seat Leon Cupra	2000	E	3	1:13.041	12.394	62.659	1:13.138
11	96	Murray DOUGLAS	Mini Cooper S	1600S	C	2	1:18.139	17.492	58.571	1:18.238
12	11	Ally CHALMERS	Mini Cooper	1600	G	2	1:18.375	17.728	58.395	1:21.422
13	69	Andrew PATERSON	BMW 318iS	1923	E	5	1:18.375	17.728	58.395	1:21.846
14	155	Adam KINDNESS	Mini Cooper S R53	1600S	D	3	1:22.072	21.425	55.764	1:42.362

Clerk of the Course

Sig : Time :
Chief Timekeeper : Ian Sharp (SMART Timing)

Results available at www.smart-timing.co.uk and www.speed

Printed: 18/04/2026 10:04:12



RACE WITH RESPECT



Orbits



KMSC/SMRC Race meeting - AC

Scottish Modsports Race Championship

Knockhill AC 1.271 miles

Free Practice

18/04/2026 09:30

Practice (10:00 Time) started at 9:30:12

Lap	Time of Day	Lap Tm	S1	S2	S3	S1Spd	SFSpd
(9) Ron CUMMING							
1	9:32:36.549	1:06.665	19.373	25.631	21.661	97.4	120.7
2	9:33:42.930	1:06.381	18.200	24.937	23.244	104.7	122.2
3	9:34:54.692	1:11.762	22.275	27.687	21.800	74.1	94.1
4	9:35:56.500	1:01.808	17.333	24.181	20.294	108.1	123.8
5	9:36:57.147	1:00.647	17.119	23.366	20.162	111.8	130.6
6	9:37:58.582	1:01.435	17.934	23.385	20.116	109.3	119.8

(1) Adam MORRISON							
1	9:32:39.938	1:03.259	18.364	24.109	20.786	97.0	109.5
2	9:33:43.602	1:03.664	17.673	24.902	21.089	0.0	109.5
3	9:34:49.888	1:06.286	19.651	25.757	20.878	0.0	108.9
4	9:35:51.806	1:01.918	17.274	24.346	20.298	67107.6	108.6
5	9:36:55.474	1:03.668	16.862	24.470	22.336		110.6
6	9:37:57.149	1:01.675	17.232	24.018	20.425	67107.6	107.2

(26) Michael BARRON							
1	9:33:06.731	1:08.154	19.379	26.940	21.835	95.6	83.4
2	9:34:12.552	1:05.821	18.514	25.814	21.493	97.3	111.8
3	9:35:22.186	1:09.634	18.619	28.063	22.952	85.4	113.0
4	9:36:25.815	1:03.629	17.221	25.388	21.020	67107.6	107.9
5	9:37:30.424	1:04.609	17.411	24.552	22.646	98.3	113.4
6	9:38:33.081	1:02.657	17.636	23.999	21.022	97.3	110.4

(37) David ROBB							
1	9:32:42.215	1:06.969	19.085	25.949	21.935	89.6	107.2
2	9:33:48.144	1:05.929	18.491	25.136	22.302	98.0	113.0
3	9:34:59.566	1:11.422	19.050	27.662	24.710	87.7	107.7
4	9:36:09.418	1:09.852	19.821	26.292	23.739	88.4	100.8
5	9:37:18.704	1:09.286	19.331	26.132	23.823	88.5	95.7

(21) Louise STRACHAN							
1	9:33:41.884	1:22.475	23.541	31.123	27.811	72.5	74.7
2	9:35:07.800	1:25.916	22.693	37.728	25.495	78.7	81.7
3	9:36:21.842	1:14.042	19.750	28.407	25.885	73.9	101.8
4	9:37:31.570	1:09.728	19.370	26.005	24.353	87.2	93.5
5	9:38:43.136	1:11.566	22.249	25.226	24.091	86.4	80.4

(14) Michael IMRIE							
1	9:33:21.105	1:17.196	21.622	28.037	27.537	77.0	86.3
2	9:34:33.189	1:12.084	21.423	26.583	24.078	76.8	85.7
3	9:35:43.728	1:10.539	19.751	26.816	23.972	33553.1	89.4
4	9:36:57.292	1:13.564	19.255	29.470	24.839		91.3
5	9:38:07.420	1:10.128	19.836	26.777	23.515	0.9	91.4

(91) Craig HOUSTON							
1	9:33:14.018	1:13.645	21.456	28.050	24.139	82.0	87.2
2	9:34:25.314	1:11.296	20.272	27.209	23.815	87.8	105.5
3	9:35:37.299	1:11.985	20.462	27.403	24.120	89.5	103.1
4	9:36:55.507	1:18.208	20.435	33.668	24.105	90.1	102.1
5	9:38:06.025	1:10.518	20.465	26.700	23.353	90.6	100.2

(55) Fiona KINDNESS							
1	9:33:39.935	1:15.862	21.064	29.677	25.121	80.0	89.0
2	9:34:53.829	1:13.894	20.754	29.027	24.113	81.3	95.9
3	9:36:06.636	1:12.807	20.701	27.979	24.127	81.6	96.7
4	9:37:17.799	1:11.163	19.373	28.296	23.494		99.6

(221) James STRACHAN							
1	9:33:41.113	1:20.573	23.875	31.364	25.334		77.4
2	9:34:55.818	1:14.705	21.463	29.308	23.934	87.6	94.7
3	9:36:09.229	1:13.411	21.663	27.582	24.166		94.4
4	9:37:21.924	1:12.695	21.350	27.764	23.581		68.5
5	9:38:35.861	1:13.937	20.860	27.616	25.461	90.7	99.1

(63) Stuart THOMSON							
1	9:32:56.396	1:13.138	20.428	29.059	23.651	75.8	104.7
2	9:34:09.437	1:13.041	20.220	28.650	24.171	75.4	101.4
3	9:35:22.899	1:13.462	20.810	28.479	24.173	77.9	99.3

(96) Murray DOUGLAS							
1	9:33:42.529	1:18.139	22.874	30.375	24.890	72.5	78.6
2	9:35:00.767	1:18.238	21.808	29.938	26.492	76.3	83.9

Clerk of the Course

Sig : Time :
 Chief Timekeeper : Ian Sharp (SMART Timing)
 Results available at www.smart-timing.co.uk and www.speed
 Printed: 18/04/2026 10:04:54



Orbits

**KMSC/SMRC Race meeting - AC****Sorted on best lap time**

Scottish Legends Cars Championship

Knockhill AC 1.271 miles

Familiarisation

18/04/2026 09:45

Practice (10:00 Time) started at 9:45:41

Pos	No.	Name	Make/Model	CC	Class	Laps	Best Tm	Diff	Best Speed	2nd Best
1	1	Ben MASON	Ford Coupe	847	SC	7	1:06.212		69.122	1:07.037
2	94	Angus SCRIVENER	Legend 34 Coupe	899	SCR	8	1:06.455	0.243	68.869	1:06.862
3	24	Matthew PAPE	Legend 34 Coupe	950	SC	9	1:06.481	0.269	68.842	1:06.531
4	77	Michael WEDDELL	Legend Coupe	890	SC	9	1:06.904	0.692	68.407	1:07.005
5	35	Neil SHENTON	Legend 34 Coupe	890	SC	9	1:06.918	0.706	68.392	1:08.419
6	97	Jamie BLAKE	Legend Coupe	890	SC	8	1:06.947	0.735	68.363	1:07.442
7	68	Nick BRIDGEMAN	Legend 34 Coupe	1250	SC	9	1:07.255	1.043	68.050	1:07.741
8	85	Mark BEATY	Legend 34 Coupe	890	SC	7	1:07.430	1.218	67.873	1:07.839
9	95	Maxim POPELYUSHKO	Legend Coupe	847	SC	8	1:07.582	1.370	67.720	1:08.852
10	6	Gary ATKINSON	Ford Coupe	890	SC	8	1:07.660	1.448	67.642	1:08.076
11	2	David ALLAN	34 Coupe	890	SC	9	1:07.686	1.474	67.616	1:07.960
12	51	Murray SCOTT	Legend Coupe	950	SC	5	1:07.793	1.581	67.510	1:09.609
13	305	Carlos PEREZ	Ford Coupe	890	SC	7	1:08.555	2.343	66.759	1:08.643
14	14	Daniel CLARK	Legend Coupe	890	SC	3	1:08.654	2.442	66.663	1:09.407
15	27	Grant HUNTER	Legend Coupe	890	SC	5	1:09.032	2.820	66.298	1:10.090
16	13	Scott SMITH	Legends Sedan	1250	KC	2	1:09.089	2.877	66.243	1:11.152
17	55	Stuart McANDREW	Legend Coupe	1250	SC	8	1:09.158	2.946	66.177	1:10.154
18	9	Colin ATKINSON	Ford Coupe	899	SC	7	1:09.364	3.152	65.981	1:09.395
19	22	Chris DEWEY	Legend Coupe	1250	SC	3	1:09.499	3.287	65.852	2:24.497
20	44	Harry IRVINE	Legend 37 Sedan	1250	KCR LT	5	1:10.133	3.921	65.257	1:10.614
21	555	Ewan ROBERTSON	Legend Coupe	900	SC	7	1:10.310	4.098	65.093	1:10.526
22	48	Declan BURKE	Legend Coupe	1250	SC	7	1:10.498	4.286	64.919	1:11.343
23	12	Colin REID	Ford Coupe	890	KCR	7	1:10.551	4.339	64.871	1:10.673
24	333	Bill READ	Legend Coupe	890	SC	8	1:11.313	5.101	64.177	1:12.205
25	43	Aiden McANDREW-DOWEN	Legend 37 Sedan	1250	LT	8	1:11.395	5.183	64.104	1:11.673
26	17	Ronald WILKINSON	Legend Coupe	1250	SC	2	1:12.027	5.815	63.541	2:26.373
27	733	Keith ATKINSON	Legend Coupe	1250	SC	5	1:12.554	6.342	63.080	1:13.045
28	7	Christopher WALLACE	Ford Coupe	1250	KC	5	1:12.953	6.741	62.735	1:13.166
29	236	Darryl LAWS	Legend Coupe	890	SC	7	1:13.071	6.859	62.633	1:13.711
30	66	Alastair CALDERWOOD	Legend Sedan	900	SC	4	1:13.864	7.652	61.961	1:15.510
31	86	Jon CRITCHLOW	Legend Coupe	1250	SC	2	1:14.379	8.167	61.532	3:33.179
32	15	Elby CLARK	Legend Coupe	890	SC	3	1:14.752	8.540	61.225	1:14.893
33	127	Phil ROWLANDS	Legend Coupe	890	SC	3	1:14.821	8.609	61.168	1:15.892
34	5	Richard DUNBAR	Ford Coupe	1250	KCR	2	1:21.482	15.270	56.168	1:32.909

Announcements

Car No's 13, 17, 22 & 86 - No working transponders - Please fix before first Race

Clerk of the Course

Sig : Time :
 Chief Timekeeper : Ian Sharp (SMART Timing)

Results available at www.smart-timing.co.uk and www.speed

Printed: 18/04/2026 10:02:13



motor
sport
UK



RACE
WITH
RESPECT



Orbits

KMSC/SMRC Race meeting - AC

Scottish Legends Cars Championship

Knockhill AC 1.271 miles

Familiarisation

18/04/2026 09:45

Practice (10:00 Time) started at 9:45:41

Lap	Time of Day	Lap Tm	S1	S2	S3	S1Spd	SFSpd
2	9:48:54.920	1:12.435	21.475	27.110	23.850	80.7	99.1
3	9:50:06.143	1:11.223	20.211	26.902	24.110	90.8	104.2
4	9:51:16.484	1:10.341	19.776	27.109	23.456	92.6	103.1
5	9:52:26.638	1:10.154	20.047	26.183	23.924	90.8	102.5
6	9:53:36.888	1:10.250	19.932	26.654	23.664	90.3	103.2
7	9:54:48.705	1:11.817	19.988	27.896	23.933	88.5	104.2
8	9:55:57.863	1:09.158	19.573	26.158	23.427	92.7	102.9

(9) Colin ATKINSON

1	9:49:28.777	1:14.230	23.169	26.996	24.065	90.9	34.2
2	9:50:39.196	1:10.419	20.139	26.137	24.143	91.9	100.5
3	9:51:51.100	1:11.904	20.603	26.295	25.006	90.2	96.7
4	9:53:00.464	1:09.364	19.696	26.049	23.619	93.7	102.1
5	9:54:09.984	1:09.520	19.980	26.082	23.458	91.9	101.7
6	9:55:19.379	1:09.395	19.895	25.991	23.509	90.0	105.7
7	9:56:29.216	1:09.837	19.827	26.177	23.833	91.8	105.0

(22) Chris DEWEY

1	9:49:02.271	1:15.242					
2	9:51:26.768	2:24.497					
3	9:52:36.267	1:09.499					

(44) Harry IRVINE

1	9:50:45.265	1:21.978	27.842	29.222	24.914	84.1	32.6
2	9:51:56.233	1:10.968	20.048	26.681	24.239	89.1	97.8
3	9:53:08.708	1:12.475	19.811	28.175	24.489	85.6	98.1
4	9:54:19.322	1:10.614	20.145	26.612	23.857	88.9	97.7
5	9:55:29.455	1:10.133	19.663	26.388	24.082	88.1	98.1

(555) Ewan ROBERTSON

1	9:49:20.442	1:17.943	23.008	29.911	25.024	85.9	39.5
2	9:50:33.692	1:13.250	20.932	28.150	24.168	88.0	98.5
3	9:51:44.358	1:10.666	19.844	27.113	23.709	91.8	100.8
4	9:52:54.668	1:10.310	19.636	26.794	23.880	91.1	101.5
5	9:54:06.763	1:12.095	19.587	27.479	25.029	91.4	102.9
6	9:55:17.421	1:10.658	19.667	27.023	23.968	91.6	102.1
7	9:56:27.947	1:10.526	19.853	26.792	23.881	91.3	104.9

(48) Declan BURKE

1	9:47:19.964	1:20.132	24.178	28.752	27.202	81.9	35.1
2	9:48:33.635	1:13.671	20.983	27.486	25.202	90.1	87.0
3	9:49:46.786	1:13.151	20.665	27.232	25.254	85.1	98.0
4	9:51:01.146	1:14.360	20.367	28.210	25.783	88.9	100.6
5	9:52:11.644	1:10.498	19.893	26.702	23.903	90.2	98.0
6	9:53:22.987	1:11.343	19.977	27.105	24.261	89.2	101.1
7	9:54:38.684	1:15.697	20.017	27.400	28.280	90.2	100.3

(12) Colin REID

1	9:48:56.661	1:15.984	24.428	27.469	24.087	87.6	34.1
2	9:50:07.212	1:10.551	19.624	26.797	24.130	91.7	104.4
3	9:51:20.128	1:12.916	20.996	27.629	24.291	88.3	104.5
4	9:52:31.182	1:11.054	19.923	27.150	23.981	93.2	103.9
5	9:53:44.355	1:13.173	20.441	28.856	23.876	90.7	103.1
6	9:54:56.225	1:11.870	20.452	27.395	24.023	87.8	104.4
7	9:56:06.898	1:10.673	20.126	26.757	23.790	91.4	102.6

(333) Bill READ

1	9:47:40.742	1:22.020	26.485	29.691	25.844	80.1	35.9
2	9:48:54.625	1:13.883	21.370	27.473	25.040	88.4	94.5
3	9:50:05.938	1:11.313	20.129	26.945	24.239	88.8	102.8
4	9:51:18.828	1:12.890	21.011	27.956	23.923	87.5	101.5
5	9:52:31.048	1:12.220	20.263	27.675	24.282	89.1	102.0
6	9:53:45.370	1:14.322	21.037	29.050	24.235	85.2	101.2
7	9:54:58.956	1:13.586	20.684	28.712	24.190	90.2	102.8
8	9:56:11.161	1:12.205	20.508	27.269	24.428	87.5	102.3

(43) Aiden McANDREW-DOWEN

1	9:47:51.586	1:28.641	26.868	31.125	30.648	79.7	33.0
2	9:49:07.279	1:15.693	21.792	28.327	25.574	89.4	92.2
3	9:50:20.515	1:13.236	21.164	27.017	25.055	89.5	99.3
4	9:51:36.722	1:16.207	20.446	30.224	25.537	92.1	100.3
5	9:52:52.447	1:15.725	22.398	28.214	25.113	81.9	85.7
6	9:54:07.622	1:15.175	20.599	27.621	26.955	91.4	99.4
7	9:55:19.295	1:11.673	20.662	26.726	24.285	92.1	90.8

Lap	Time of Day	Lap Tm	S1	S2	S3	S1Spd	SFSpd
8	9:56:30.690	1:11.395	20.355	26.377	24.663	93.1	97.8

(17) Ronald WILKINSON

1	9:54:03.018	1:12.027					
2	9:56:29.391	2:26.373					

(733) Keith ATKINSON

1	9:50:54.827	1:21.059	24.416	30.995	25.648	8388.5	34.8
2	9:52:08.808	1:13.981	20.279	29.347	24.355	16776.9	94.4
3	9:53:21.853	1:13.045	20.265	28.567	24.213	67107.1	99.0
4	9:54:34.407	1:12.554	20.434	27.696	24.424	88.8	99.4
5	9:55:48.643	1:14.236	20.360	28.844	25.032	7456.4	97.3

(7) Christopher WALLACE

1	9:51:06.707	1:23.713	26.624	31.334	25.755	0.0	32.9
2	9:52:21.076	1:14.369	20.380	29.049	24.940	33553.8	92.9
3	9:53:34.029	1:12.953	19.785	28.047	25.121	67107.6	95.5
4	9:54:52.475	1:18.446	19.874	30.295	28.277		94.3
5	9:56:05.641	1:13.166	20.329	27.568	25.269	67107.6	77.4

(236) Darryl LAWS

1	9:47:55.734	1:21.179	25.887	29.634	25.658	79.0	31.4
2	9:49:10.291	1:14.557	21.302	28.286	24.969	89.0	89.5
3	9:50:24.762	1:14.471	21.183	28.467	24.821	88.6	101.4
4	9:51:40.376	1:15.614	21.292	29.002	25.320	78.1	101.1
5	9:52:54.087	1:13.711	21.313	27.731	24.667	89.4	100.3
6	9:54:09.440	1:15.353	21.388	28.978	24.987	88.5	100.2
7	9:55:22.511	1:13.071	21.068	27.663	24.340	90.1	101.4

(66) Alastair CALDERWOOD

1	9:50:38.024	1:23.544	26.925	31.507	25.112	70.0	31.5
2	9:51:54.650	1:16.626	21.930	29.088	25.608	77.2	88.5
3	9:53:08.514	1:13.864	20.912	27.984	24.968	83.5	95.9
4	9:54:24.024	1:15.510	21.029	28.071	26.410	83.7	95.9

(86) Jon CRITCHLOW

1	9:52:25.748	1:14.379					
2	9:55:58.927	3:33.179					

(15) Elby CLARK

1	9:47:47.824	1:19.877	24.869	28.903	26.105	22369.2	33.9
2	9:49:02.717	1:14.893	21.421	29.244	24.228		97.8
3	9:50:17.469	1:14.752	21.496	28.712	24.544	33553.8	94.9

(127) Phil ROWLANDS

1	9:47:32.776	1:19.411	25.148	28.957	25.306	77.9	35.2
2	9:48:47.597	1:14.821	21.312	28.510	24.999	88.5	91.8
3	9:50:03.489	1:15.892	20.615	28.658	26.619	88.9	101.1

(5) Richard DUNBAR

1	9:54:56.392	1:32.909	28.605	36.259	28.045	67107.1	26.3
2	9:56:17.874	1:21.482	21.963	33.100	26.419	67107.6	83.9

Clerk of the Course

Sig : Time :
Chief Timekeeper : Ian Sharp (SMART Timing)

Results available at www.smart-timing.co.uk and www.speed

Printed: 18/04/2026 10:06:24



Orbits

KMSC/SMRC Race meeting - AC

Sorted on best lap time

Super Lap Scotland

Knockhill AC 1.271 miles

Warm Up 1

18/04/2026 10:00

Practice (15:00 Time) started at 10:02:43



Pos	No.	Name	Make/Model	CC	Class	Laps	Best Tm	Diff	Best Speed	2nd Best
1	23	Andrew COWIE	Subaru Impreza	2100	E	8	1:05.167		70.230	1:05.503
2	67	Marshall WISHART	Lotus Elise S3	1800	C RC	11	1:08.399	3.232	66.912	1:08.974
3	92	Michael OSBORNE Snr	Mitsubishi Evo5	1998	P	9	1:09.277	4.110	66.063	1:09.684
4	1	David CAPSTICK	Renault Megane R26	2000	F RC	11	1:09.650	4.483	65.710	1:09.788
5	7	Steven ARKLEY	Westfield Megabusa	1440	B RC	10	1:09.850	4.683	65.522	1:10.227
6	392	Philip TAYLOR	Renault Clio	2000	F	11	1:10.161	4.994	65.231	1:11.595
7	64	David WALLACE	Honda S2000	2000	E	10	1:10.473	5.306	64.942	1:11.332

Clerk of the Course

Sig : Time :
Chief Timekeeper : Ian Sharp (SMART Timing)

Results available at www.smart-timing.co.uk and www.speed

Printed: 18/04/2026 10:22:23



motor
sport
UK

RACE
WITH
RESPECT



Orbits

KMSC/SMRC Race meeting - AC

Super Lap Scotland

Knockhill AC 1.271 miles

Warm Up 1

18/04/2026 10:00

Practice (15:00 Time) started at 10:02:43

Lap	Time of Day	Lap Tm	S1	S2	S3	S1Spd	SFSpd	Lap	Time of Day	Lap Tm	S1	S2	S3	S1Spd	SFSpd
(23) Andrew COWIE								1	10:04:34.965	1:37.681	30.195	36.212	31.274		27.0
1	10:04:08.530	1:18.653	26.118	28.683	23.852	86.4	28.6	2	10:06:02.995	1:28.030	29.169	32.272	26.589		67.2
2	10:05:15.341	1:06.811	18.684	26.186	21.941	0.0	107.7	3	10:07:18.572	1:15.577	21.167	29.127	25.283		96.4
3	10:06:20.844	1:05.503	18.003	25.673	21.827		111.1	4	10:08:31.404	1:12.832	20.185	28.065	24.582		101.7
4	10:07:26.011	1:05.167	18.651	24.984	21.532	95.3	110.2	5	10:09:50.422	1:19.018	21.822	32.429	24.767		102.1
5	10:08:33.156	1:07.145	18.990	25.657	22.498	93.9	108.1	6	10:11:03.256	1:12.834	20.168	27.856	24.810		102.8
6	10:09:47.049	1:13.893	21.649	28.547	23.697	71.9	109.5	7	10:12:14.635	1:11.379	19.604	27.190	24.585		102.5
7	10:10:57.670	1:10.621	21.086	27.017	22.518	74.6	96.4	8	10:13:27.778	1:13.143	19.788	28.099	25.256		102.1
8	10:12:03.304	1:05.634	18.616	25.522	21.496	95.2	111.3	9	10:14:39.110	1:11.332	19.732	27.059	24.541		102.1
								10	10:15:49.583	1:10.473	19.443	26.657	24.373		100.9

Lap	Time of Day	Lap Tm	S1	S2	S3	S1Spd	SFSpd
(67) Marshall WISHART							
1	10:04:09.457	1:21.690	25.574	30.600	25.516	0.0	27.7
2	10:05:20.420	1:10.963	20.036	28.210	22.717	16776.9	92.3
3	10:06:29.889	1:09.469	19.536	26.796	23.137	90.7	108.6
4	10:07:42.784	1:12.895	20.698	28.136	24.061	95.2	98.4
5	10:08:53.459	1:10.675	20.058	28.334	22.283	22369.2	83.5
6	10:10:02.433	1:08.974	18.515	28.131	22.328	67107.6	106.0
7	10:11:13.920	1:11.487	19.348	28.295	23.844	67107.6	104.4
8	10:12:26.400	1:12.480	20.699	28.012	23.769	95.2	89.7
9	10:13:37.150	1:10.750	19.782	28.207	22.761	0.0	98.7
10	10:14:48.174	1:11.024	21.001	27.743	22.280	92.4	93.6
11	10:15:56.573	1:08.399	18.741	27.094	22.564	0.0	113.7

Lap	Time of Day	Lap Tm	S1	S2	S3	S1Spd	SFSpd
(92) Michael OSBORNE Snr							
1	10:04:36.801	1:29.148	29.966	32.625	26.557	66.3	22.4
2	10:05:53.409	1:16.608	22.093	29.915	24.600	80.7	77.8
3	10:07:03.112	1:09.703	20.687	26.415	22.601	87.2	96.7
4	10:08:12.796	1:09.684	20.248	26.851	22.585	86.5	97.8
5	10:09:22.963	1:10.167	20.011	27.307	22.849	79.9	101.7
6	10:10:32.240	1:09.277	19.261	27.325	22.691	85.8	105.5
7	10:11:41.886	1:06.646	19.478	31.798	4:15.370	75.1	107.0
8	10:12:51.200	1:15.314	25.199	27.837	22.278	82.0	36.6
9	10:14:00.857	1:22.657	32.390	27.513	22.754	81.1	108.2

Lap	Time of Day	Lap Tm	S1	S2	S3	S1Spd	SFSpd
(1) David CAPSTICK							
1	10:04:38.166	1:35.672	28.872	34.355	32.445	67.3	29.1
2	10:05:57.423	1:19.257	23.076	30.290	25.891	78.8	79.1
3	10:07:11.771	1:14.348	21.050	28.250	25.048	84.3	96.7
4	10:08:24.462	1:12.691	20.525	27.386	24.780	87.0	101.4
5	10:09:39.823	1:15.361	20.914	29.732	24.715	78.6	102.3
6	10:10:52.068	1:12.245	20.046	27.932	24.267	88.0	102.6
7	10:12:02.829	1:10.761	19.487	27.284	23.990	88.0	103.7
8	10:13:13.769	1:31.940	25.446	32.984	33.510	59.6	100.6
9	10:14:26.521	1:21.752	26.501	30.592	24.659	69.0	72.9
10	10:15:37.171	1:09.650	19.491	26.581	23.578	88.8	104.5
11	10:16:48.959	1:09.788	19.483	26.795	23.510	88.2	104.7

Lap	Time of Day	Lap Tm	S1	S2	S3	S1Spd	SFSpd
(7) Steven ARKLEY							
1	10:04:28.157	1:33.994	30.592	35.613	27.789	59.8	27.0
2	10:05:47.289	1:19.132	23.119	30.960	25.053	71.2	78.9
3	10:07:00.880	1:13.591	20.869	28.417	24.305	79.0	94.0
4	10:08:17.878	1:16.998	20.409	31.576	25.013	81.6	96.6
5	10:09:31.508	1:13.630	20.924	28.312	24.394	80.1	91.3
6	10:10:43.917	1:12.409	20.608	28.063	23.738	79.3	93.9
7	10:11:56.949	1:13.032	20.117	29.319	23.596	84.4	100.9
8	10:13:07.176	1:10.227	19.978	27.305	22.944	86.1	98.0
9	10:14:17.026	1:09.850	19.666	27.026	23.158	85.2	107.4
10	10:15:36.045	2:19.019	20.484	32.553	1:25.982	78.4	104.4

Lap	Time of Day	Lap Tm	S1	S2	S3	S1Spd	SFSpd
(392) Philip TAYLOR							
1	10:04:35.039	1:35.692	29.276	35.658	30.758	70.3	27.3
2	10:05:53.717	1:18.678	22.360	30.244	26.074	77.9	86.6
3	10:07:08.867	1:15.150	21.198	29.459	24.493	13421.1	87.0
4	10:08:22.564	1:13.697	20.500	28.652	24.545	83.8	98.1
5	10:09:37.276	1:14.712	21.491	28.777	24.444	72.6	98.5
6	10:10:49.750	1:12.474	20.481	27.887	24.106	83.6	99.0
7	10:12:01.345	1:11.595	19.965	27.696	23.934	84.2	99.0
8	10:13:13.171	1:30.826	24.374	34.101	32.351	55.6	99.9
9	10:14:25.263	1:21.092	25.925	30.813	24.354	55.0	76.8
10	10:15:37.424	1:10.161	19.663	26.832	23.666	84.6	99.7
11	10:16:49.245	1:15.821	23.663	28.286	23.872	64.7	99.6

Lap	Time of Day	Lap Tm	S1	S2	S3	S1Spd	SFSpd
(64) David WALLACE							

**KMSC/SMRC Race meeting - AC****Sorted on best lap time**

DDMC Northern Saloons & Sports Car Championship

Knockhill AC 1.271 miles

Qualifying 1

18/04/2026 10:25

Practice (15:00 Time) started at 10:21:59

Pos	No.	Name	Make/Model	CC	Class	Laps	Best Tm	Diff	Best Speed	2nd Best
1	54	Andrew MORRISON	Seat Cupra TCR	1998T	A1	14	59.348		77.116	59.837
2	12	Scott HUBEL	Peugeot 205 T16	2000	A2	12	1:00.603	1.255	75.519	1:01.751
3	312	David TODD	Subaru Impreza	1998T	B	13	1:02.823	3.475	72.850	1:04.230
4	87	Stephen KELL	Ford Sierra XR4x4	1993T	B	12	1:02.981	3.633	72.668	1:03.559
5	1	Stevie McNAB	Honda Civic Type R	1998	C	14	1:03.476	4.128	72.101	1:04.236
6	27	Chris SPARKS	Honda Civic Type R	1998	C	13	1:03.645	4.297	71.909	1:04.030
7	49	Mike WILLIAMSON	Mitsubishi EVO4	2000T	B	13	1:04.867	5.519	70.555	1:05.472
8	77	Chris REECE	BMW 135M	2979T	B	13	1:05.650	6.302	69.713	1:06.178
9	18	Damien MCKAY	Westfield FW	999	E	7	1:05.874	6.526	69.476	1:05.998
10	31	Gary BOWERS	Renault Clio	2000	C	12	1:06.087	6.739	69.252	1:06.443
11	13	Alex PRENTICE	VW Golf Gti	1994T	B	13	1:06.187	6.839	69.148	1:06.922
12	78	David HEADEN	Caterham R400	2300	A1	6	1:07.850	8.502	67.453	1:08.858
13	123	Stephen REECE	Lotus Elise S2 111R	1800	C	11	1:10.389	11.041	65.020	1:10.435
14	33	Simon BAKER	Ford Fiesta XR2	1600	D	9	1:12.921	13.573	62.762	1:13.117
15	29	Bailey KING	Audi TT	2000T	B	11	1:17.138	17.790	59.331	1:17.292
16	25	John ARMSTRONG	Porsche 924S	3000	B	11	1:17.428	18.080	59.109	1:17.509
17	76	Colin SIMPSON	Marcos Mantis	5000	A1	4	1:23.558	24.210	54.772	1:29.366

Clerk of the Course

Sig :

Time :

Chief Timekeeper : Ian Sharp (SMART Timing)

Results available at www.smart-timing.co.uk and www.speed

Printed: 18/04/2026 10:43:01

motor
sport
UKRACE
WITH
RESPECT

Orbits

**KMSC/SMRC Race meeting - AC****DDMC Northern Saloons & Sports Car Championship****Knockhill AC 1.271 miles****Qualifying 1****18/04/2026 10:25****Practice (15:00 Time) started at 10:21:59**

Lap	Time of Day	Lap Tm	S1	S2	S3	SFSpd
4	10:27:24.612	1:11.479				93.1
5	10:28:36.185	1:11.573				95.2
6	10:29:44.821	1:08.636				98.5
7	10:30:52.931	1:08.110				102.1
8	10:32:03.013	1:10.082				108.9
9	10:33:12.916	1:09.903				97.7
10	10:34:25.981	1:13.065				108.9
11	10:35:36.265	1:10.284				98.4
12	10:36:43.187	1:06.922				107.0
13	10:37:49.374	1:06.187				112.4

Lap	Time of Day	Lap Tm	S1	S2	S3	SFSpd
-----	-------------	--------	----	----	----	-------

(78) David HEADEN

1	10:24:04.442	1:21.051	26.322	29.396	25.333	32.8
2	10:25:19.955	1:15.513	20.964	30.042	24.507	90.2
3	10:26:30.350	1:10.395	19.093	27.024	24.278	110.6
4	10:27:38.200	1:07.850	19.035	26.183	22.632	111.1
5	10:28:47.058	1:08.858	18.974	26.526	23.358	111.1
6	10:30:08.158	1:21.100	19.581	29.583	31.936	109.5

(123) Stephen REECE

1	10:24:03.087	1:22.443	25.937	31.152	25.354	27.6
2	10:25:20.924	1:17.837	20.987	30.663	26.187	90.8
3	10:26:35.151	1:14.227	20.448	28.220	25.559	95.1
4	10:28:34.027	1:58.876	22.093	1:09.172	27.611	81.8
5	10:29:45.950	1:11.923	20.552	26.751	24.620	97.4
6	10:30:59.745	1:13.795	22.343	27.982	23.470	78.0
7	10:32:58.111	1:58.366	19.297	1:13.656	25.413	99.6
8	10:34:10.775	1:12.664	19.864	29.039	23.761	101.1
9	10:35:21.164	1:10.389	19.846	27.460	23.083	103.7
10	10:36:37.212	1:16.048	18.913	28.439	28.696	104.0
11	10:37:47.647	1:10.435	20.143	27.090	23.202	77.3

(33) Simon BAKER

1	10:24:01.919	1:27.405	27.316	31.789	28.300	30.3
2	10:25:20.687	1:18.768	22.182	30.090	26.496	80.3
3	10:26:35.840	1:15.153	22.251	27.708	25.194	88.3
4	10:27:52.538	1:16.698	22.131	28.340	26.227	81.0
5	10:29:05.855	1:13.317	21.119	27.382	24.816	81.0
6	10:30:18.776	1:12.921	21.061	27.261	24.599	88.1
7	10:31:31.893	1:13.117	21.007	27.171	24.939	87.8
8	10:32:46.542	1:14.649	20.436	29.739	24.474	87.3
9	10:34:00.661	1:14.119	20.064	28.670	25.385	90.6

(29) Bailey KING

1	10:23:47.099	1:25.796	27.020	32.059	26.717	30.9
2	10:25:13.465	1:26.366			27.830	95.2
3	10:26:33.170	1:19.705	21.033	30.506	28.166	99.0
4	10:27:53.907	1:20.737	21.227	31.286	28.224	98.1
5	10:29:15.134	1:21.227	21.807	31.301	28.119	91.8
6	10:30:33.280	1:18.146	21.070	30.008	27.068	100.6
7	10:31:51.430	1:18.150			26.183	100.3
8	10:33:08.568	1:17.138	21.255	30.146	25.737	98.4
9	10:34:31.822	1:23.254			27.964	99.1
10	10:35:49.114	1:17.292	20.658	30.662	25.972	101.7
11	10:37:12.367	1:23.253	20.816	35.840	26.597	100.2

(25) John ARMSTRONG

1	10:24:00.105	1:28.163	27.636	32.952	27.575	25.9
2	10:25:21.434	1:21.329	22.859	30.740	27.730	88.2
3	10:26:44.681	1:23.247	23.954	32.454	26.839	75.5
4	10:28:04.808	1:20.127	22.191	30.740	27.196	92.3
5	10:29:25.730	1:20.922	23.575	30.845	26.502	90.6
6	10:30:44.731	1:19.001	22.948	29.827	26.226	86.8
7	10:32:03.146	1:18.415	21.935	30.836	25.644	93.9
8	10:33:21.686	1:18.540	22.265	30.591	25.684	88.1
9	10:34:39.114	1:17.428			25.859	92.3
10	10:35:56.694	1:17.580	20.927	30.438	26.215	97.3
11	10:37:14.203	1:17.509			25.682	96.4

(76) Colin SIMPSON

1	10:24:25.094	1:31.221	29.719	34.203	27.299	27.6
2	10:25:48.652	1:23.558	24.062	31.599	27.897	89.4
3	10:27:18.018	1:29.366	23.573	35.574	30.219	87.2
4	10:28:50.255	1:32.237	28.952	33.430	29.855	78.5

Clerk of the Course

Sig : **Time :**
Chief Timekeeper : Ian Sharp (SMART Timing)

Results available at www.smart-timing.co.uk and www.speed

Printed: 18/04/2026 10:43:59



Orbits



KMSC/SMRC Race meeting - AC

DDMC Northern Saloons & Sports Car Championship

Knockhill AC 1.271 miles

Race 4 - 1st Race

18/04/2026 14:50

Race (15:00 and 1 Laps)



POLE POSITION

1	1 54 Andrew MORRISON 59.348
2	3 312 David TODD 1:02.823
3	5 1 Stevie McNAB 1:03.476
4	7 49 Mike WILLIAMSON 1:04.867
5	9 18 Damien McKAY 1:05.874
6	11 13 Alex PRENTICE 1:06.187
7	13 123 Stephen REECE 1:10.389
8	15 29 Bailey KING 1:17.138
9	17 76 Colin SIMPSON 1:23.558

2	12 Scott HUBEL 1:00.603
4	87 Stephen KELL 1:02.981
6	27 Chris SPARKS 1:03.645
8	77 Chris REECE 1:05.650
10	31 Gary BOWERS 1:06.087
12	78 David HEADEN 1:07.850
14	33 Simon BAKER 1:12.921
16	25 John ARMSTRONG 1:17.428



motor sport UK



RACE WITH RESPECT





KMSC/SMRC Race meeting - AC

DDMC Northern Saloons & Sports Car Championship

Knockhill AC 1.271 miles

Race 10 - 2nd Race

19/04/2026 13:15

Race (15:00 and 1 Laps)

AMENDED GRID - Car No's 1, 77 & 123 removed

POLE POSITION

1	1 54 Andrew MORRISON 59.837	2 12 Scott HUBEL 1:01.751
2	3 87 Stephen KELL 1:03.559	4 27 Chris SPARKS 1:04.030
3	5 312 David TODD 1:04.230	6 49 Mike WILLIAMSON 1:05.472
4	7 18 Damien McKAY 1:05.998	8 31 Gary BOWERS 1:06.443
5	9 13 Alex PRENTICE 1:06.922	10 78 David HEADEN 1:08.858
6	11 33 Simon BAKER 1:13.117	12 29 Bailey KING 1:17.292
7	13 25 John ARMSTRONG 1:17.509	14 76 Colin SIMPSON 1:29.366

Clerk of the Course

Sig : Time :
Chief Timekeeper : Ian Sharp (SMART Timing)

Results available at www.smart-timing.co.uk and www.speed

Printed: 19/04/2026 12:06:46



Orbits



Bulletin No. _____

KMSC/SMRC Race meeting - AC

Sorted on best lap time

Scottish Modsports Race Championship

Knockhill AC 1.271 miles

Qualifying 2

18/04/2026 10:45

Practice (15:00 Time) started at 10:42:38

Pos	No.	Name	Make/Model	CC	Class	Laps	Best Tm	Diff	Best Speed	2nd Best
1	9	Ron CUMMING	Nemesis Kit Car	2200	A2	7	56.664		80.769	56.913
2	26	Michael BARRON	Honda Civic	2400	D	14	58.562	1.898	78.151	59.255
3	1	Adam MORRISON	Mini Cooper S	2000	D	4	59.441	2.777	76.995	1:03.466
4	155	Adam KINDNESS	Mini Cooper S R53	1600S	D	10	1:00.178	3.514	76.052	1:00.371
5	55	Fiona KINDNESS	Subaru Impreza Type F	2350	B	11	1:00.842	4.178	75.222	1:01.142
6	333	Iain BLACKLEY	Ford Puma	1679T	E	8	1:01.785	5.121	74.074	1:02.004
7	23	Andrew COWIE	Subaru Impreza	2100	E	11	1:02.227	5.563	73.548	1:02.810
8	221	James STRACHAN	Ford Fiesta	2000	D	10	1:02.686	6.022	73.010	1:04.281
9	21	Louise STRACHAN	Mini Cooper S	1600S	D	14	1:02.817	6.153	72.857	1:02.868
10	78	David HEADEN	Caterham R400	2300	A2	5	1:03.888	7.224	71.636	1:04.260
11	10	Mark THOMSON	Radical SR10 XXR	2261	A1	6	1:04.788	8.124	70.641	1:05.660
12	63	Stuart THOMSON	Seat Leon Cupra	2000	E	11	1:05.247	8.583	70.144	1:05.328
13	91	Craig HOUSTON	Lotus Eclat	2948	D	10	1:06.632	9.968	68.686	1:06.871
14	14	Michael IMRIE	Mini R50 Cooper	1600	G	8	1:07.141	10.477	68.165	1:08.001
15	11	Ally CHALMERS	Mini Cooper	1600	G	10	1:11.997	15.333	63.568	1:12.275
16	69	Andrew PATERSON	BMW 318iS	1923	E	3	1:13.973	17.309	61.870	1:15.154
17	96	Murray DOUGLAS	Mini Cooper S	1600S	C				-	

Clerk of the Course

Sig : Time :
Chief Timekeeper : Ian Sharp (SMART Timing)
Results available at www.smart-timing.co.uk and www.speed
Printed: 18/04/2026 11:05:08



Orbits



KMSC/SMRC Race meeting - AC

Scottish Modsports Race Championship

Knockhill AC 1.271 miles

Qualifying 2

18/04/2026 10:45

Practice (15:00 Time) started at 10:42:38

Lap	Time of Day	Lap Tm	S1	S2	S3	SFSpd
(9) Ron CUMMING						
1	10:44:45.249	1:12.580	24.762	25.976	21.842	27.3
2	10:45:46.229	1:00.980	16.983	24.277	19.720	124.0
3	10:46:42.893	56.664	16.142	21.555	18.967	132.6
4	10:47:43.247	1:00.354	16.285	22.664	21.405	133.7
5	10:48:42.336	59.089	16.149	22.598	20.342	131.8
6	10:49:40.903	58.567	16.415	22.759	19.393	130.8
7	10:50:37.816	56.913	16.317	21.471	19.125	132.9
(26) Michael BARRON						
1	10:43:51.457	1:06.890	21.558	24.261	21.071	34.9
2	10:44:52.365	1:00.908	17.296	23.107	20.505	116.7
3	10:45:53.739	1:01.374	17.035	23.188	21.151	116.5
4	10:46:53.767	1:00.028	17.186	22.761	20.081	116.3
5	10:47:53.589	59.822	17.022	22.667	20.133	118.1
6	10:48:57.986	1:04.397	17.232	26.041	21.124	119.0
7	10:51:08.917	2:10.931	17.215	25.693	1:28.023	119.2
8	10:52:15.327	1:06.410	21.383	24.734	20.293	34.8
9	10:53:20.857	1:05.530	16.891	26.386	22.253	118.4
10	10:54:21.939	1:01.082	17.342	22.882	20.858	118.8
11	10:55:21.797	59.858	16.863	23.090	19.905	117.7
12	10:56:21.052	59.255	16.947	22.714	19.594	118.4
13	10:57:20.538	59.486	17.288	22.638	19.560	119.6
14	10:58:19.100	58.562	16.661	22.426	19.475	119.6
(1) Adam MORRISON						
1	10:44:22.226	1:11.333	24.702	24.818	21.813	27.7
2	10:45:26.478	1:04.252	18.449	23.753	22.050	89.6
3	10:46:29.944	1:03.466	17.387	25.852	20.227	110.7
4	10:47:29.385	59.441	16.976	22.275	20.190	111.5
(155) Adam KINDNESS						
1	10:44:09.529	1:10.629	24.147	25.093	21.389	32.5
2	10:45:14.328	1:04.799	19.358	24.525	20.916	101.5
3	10:46:16.036	1:01.708	17.537	22.922	21.249	110.4
4	10:47:21.554	1:05.518	17.511	24.492	23.515	110.4
5	10:48:26.269	1:04.715	17.395	22.936	24.384	108.6
6	10:49:49.070	1:22.801	25.517	35.877	21.407	58.9
7	10:51:32.286	1:43.216	17.445	22.533	1:03.238	111.1
8	10:52:38.948	1:06.662	20.969	24.764	20.929	87.4
9	10:53:39.319	1:00.371	17.609	22.444	20.318	110.7
10	10:54:39.497	1:00.178	17.251	22.409	20.518	111.7
(55) Fiona KINDNESS						
1	10:44:44.096	1:17.755	25.195	28.777	23.783	24.9
2	10:45:49.257	1:05.161	17.738	25.131	22.292	116.3
3	10:46:50.566	1:01.309	17.122	23.895	20.292	122.0
4	10:47:51.708	1:01.142	17.111	23.508	20.523	126.4
5	10:48:57.047	1:05.339	17.733	26.510	21.096	125.9
6	10:50:01.242	1:04.195	17.177	25.466	21.552	124.0
7	10:51:06.388	1:05.146	16.919	25.720	22.507	120.7
8	10:52:07.551	1:01.163	17.136	23.870	20.157	125.0
9	10:53:08.796	1:01.245	17.517	23.805	19.923	124.3
10	10:54:09.638	1:00.842	17.213	23.546	20.083	127.3
11	10:55:17.701	1:08.063	17.516	24.499	26.048	123.4
(333) Iain BLACKLEY						
1	10:45:17.395	2:24.337				36.4
2	10:46:20.322	1:02.927				112.4
3	10:47:22.671	1:02.349				110.7
4	10:48:25.621	1:02.950				114.9
5	10:49:29.707	1:04.086				112.2
6	10:50:31.492	1:01.785				111.8
7	10:51:33.496	1:02.004				112.6
8	10:52:36.691	1:03.195				111.5
(23) Andrew COWIE						
1	10:43:56.926	1:10.820	22.728	26.197	21.895	34.0
2	10:45:05.939	1:09.013	19.046	26.164	23.803	110.0
3	10:46:13.498	1:07.559	19.244	25.481	22.834	99.9
4	10:47:17.488	1:03.990	17.884	24.896	21.210	109.3
5	10:48:24.935	1:07.447	18.020	24.981	24.446	110.6
6	10:49:32.415	1:07.480	19.519	26.469	21.492	91.4

Lap	Time of Day	Lap Tm	S1	S2	S3	SFSpd
7	10:50:35.722	1:03.307	17.731	24.411	21.165	111.5
8	10:51:38.532	1:02.810	17.780	24.133	20.897	111.3
9	10:52:44.366	1:05.834	18.051	25.904	21.879	111.7
10	10:53:53.389	1:09.023	20.265	26.856	21.902	90.8
11	10:54:55.616	1:02.227	17.562	24.077	20.588	113.2
(221) James STRACHAN						
1	10:44:45.284	1:23.062	26.745	30.858	25.459	31.1
2	10:45:54.272	1:08.988	19.427	26.214	23.347	102.8
3	10:47:03.336	1:09.064	19.745	26.804	22.515	103.1
4	10:48:09.233	1:05.897	19.197	25.021	21.679	103.2
5	10:49:17.334	1:08.101	18.781	26.380	22.940	107.7
6	10:50:25.729	1:08.395	19.708	26.618	22.069	101.8
7	10:51:36.288	1:10.559	20.746	28.061	21.752	106.4
8	10:52:42.144	1:05.856	19.117	25.063	21.676	106.5
9	10:53:46.425	1:04.281	18.843	24.497	20.941	107.9
10	10:54:49.111	1:02.686	18.056	23.912	20.718	110.2
(21) Louise STRACHAN						
1	10:44:14.766	1:18.078	26.125	27.798	24.155	27.2
2	10:45:22.098	1:07.332	19.047	25.751	22.534	106.4
3	10:46:34.871	1:12.773	19.114	29.250	24.409	109.8
4	10:47:40.711	1:05.840	19.039	24.665	22.136	108.2
5	10:48:46.659	1:05.948	18.530	25.318	22.100	110.2
6	10:49:54.975	1:08.316	18.122	26.209	23.985	109.1
7	10:51:06.615	1:11.640	19.583	26.989	25.068	109.1
8	10:52:13.122	1:06.507	18.851	25.586	22.070	109.1
9	10:53:18.432	1:05.310	18.501	24.543	22.266	108.4
10	10:54:22.254	1:03.822	18.393	23.879	21.550	108.4
11	10:55:25.810	1:03.556	17.976	24.050	21.530	109.5
12	10:56:28.678	1:02.868	17.980	23.821	21.067	109.7
13	10:57:31.495	1:02.817	17.914	23.680	21.223	110.2
14	10:58:34.959	1:03.464	18.351	23.632	21.481	109.3
(78) David HEADEN						
1	10:44:20.587	1:15.807	24.651	27.693	23.463	33.3
2	10:45:25.798	1:05.211	18.251	25.336	21.624	107.9
3	10:46:34.782	1:08.984	18.404	27.356	23.224	111.5
4	10:47:39.042	1:04.260	17.959	24.162	22.139	113.9
5	10:48:42.930	1:03.888	17.468	24.827	21.593	116.3
(10) Mark THOMSON						
1	10:44:06.402	1:16.863				35.1
2	10:45:20.160	1:13.758				107.0
3	10:46:33.573	1:13.413				100.0
4	10:47:43.620	1:10.047				107.5
5	10:48:48.408	1:04.788				113.2
6	10:49:54.068	1:05.660				121.6
(63) Stuart THOMSON						
1	10:44:09.262	1:17.150	23.724	28.672	24.754	32.2
2	10:45:21.235	1:11.973	20.589	28.079	23.305	100.6
3	10:46:37.130	1:15.895	19.875	30.225	25.795	110.2
4	10:47:46.103	1:08.973	19.772	26.502	22.699	92.7
5	10:48:54.962	1:08.859	19.272	26.959	22.628	109.7
6	10:50:01.661	1:06.699	18.686	25.469	22.544	111.3
7	10:51:12.027	1:10.366	19.013	25.844	25.509	103.2
8	10:52:18.749	1:06.722	19.956	25.110	21.656	96.7
9	10:53:24.103	1:05.354	18.305	25.300	21.749	109.3
10	10:54:29.350	1:05.247	17.909	25.196	22.142	114.5
11	10:55:34.678	1:05.328	18.225	25.404	21.699	112.8
(91) Craig HOUSTON						
1	10:43:56.221	1:13.510	23.397	26.903	23.210	32.1
2	10:45:05.233	1:09.012	19.304	25.966	23.742	111.1
3	10:46:12.948	1:07.715	19.367	25.409	22.939	110.6
4	10:47:22.628	1:09.680	19.533	26.426	23.721	111.7
5	10:48:30.922	1:08.294	19.444	25.898	22.952	106.9
6	10:49:39.908	1:08.986	19.101	26.783	23.102	108.9
7	10:50:47.152	1:07.244	19.495	25.180	22.569	111.5
8	10:51:53.784	1:06.632	19.014	25.337	22.281	113.2
9	10:53:02.585	1:08.801	18.567	27.092	23.142	113.9
10	10:54:09.456	1:06.871	18.984	25.362	22.525	113.9

Clerk of the Course
 Sig : _____ Time : _____
 Chief Timekeeper : Ian Sharp (SMART Timing)
 Results available at www.smart-timing.co.uk and www.speed
 Printed: 18/04/2026 11:05:31





KMSC/SMRC Race meeting - AC

Scottish Modsports Race Championship

Knockhill AC 1.271 miles

Qualifying 2

18/04/2026 10:45

Practice (15:00 Time) started at 10:42:38

Lap	Time of Day	Lap Tm	S1	S2	S3	SFSpd
(14) Michael IMRIE						
1	10:44:17.504	1:16.036	24.673	27.182	24.181	34.1
2	10:45:26.648	1:09.144	20.218	25.424	23.502	90.8
3	10:46:36.534	1:09.886	19.951	25.363	24.572	91.6
4	10:47:44.535	1:08.001	19.881	24.727	23.393	91.7
5	10:48:53.347	1:08.812	19.614	25.332	23.866	92.9
6	10:50:00.488	1:07.141	19.507	24.715	22.919	91.3
7	10:51:14.064	1:13.576	19.792	24.350	29.434	92.6
8	10:52:26.540	1:12.476	21.967	27.893	22.616	72.3

(11) Ally CHALMERS						
1	10:44:40.044	1:24.491	28.223	29.408	26.860	31.4
2	10:45:54.088	1:14.044	21.649	27.031	25.364	86.1
3	10:47:09.138	1:15.050	22.618	26.945	25.487	87.6
4	10:48:23.821	1:14.683	20.926	25.804	27.953	88.0
5	10:49:40.799	1:16.978	22.142	28.746	26.090	85.1
6	10:50:53.257	1:12.458	21.421	25.972	25.065	87.2
7	10:52:05.782	1:12.525	21.612	25.886	25.027	86.9
8	10:53:18.737	1:12.955	21.106	25.642	26.207	86.7
9	10:54:30.734	1:11.997	21.586	25.654	24.757	86.8
10	10:55:43.009	1:12.275	21.408	25.901	24.966	88.3

(69) Andrew PATERSON						
1	10:44:37.478	1:19.558	24.565	29.748	25.245	31.4
2	10:45:52.632	1:15.154	19.755	28.999	26.400	97.1
3	10:47:06.605	1:13.973	20.164	29.755	24.054	95.6

Clerk of the Course

Sig : Time :
 Chief Timekeeper : Ian Sharp (SMART Timing)
 Results available at www.smart-timing.co.uk and www.speed

Printed: 18/04/2026 11:05:31





KMSC/SMRC Race meeting - AC

Scottish Modsports Race Championship

Knockhill AC 1.271 miles

Race 3 - 1st Race

18/04/2026 14:25

Race (12:00 and 1 Laps)



1 x 1 Grid format

POLE POSITION

1	1 9 Ron CUMMING 56.664	2 26 Michael BARRON 58.562
2	3 1 Adam MORRISON 59.441	4 155 Adam KINDNESS 1:00.178
3	5 55 Fiona KINDNESS 1:00.842	6 333 Iain BLACKLEY 1:01.785
4	7 23 Andrew COWIE 1:02.227	8 221 James STRACHAN 1:02.686
5	9 21 Louise STRACHAN 1:02.817	10 78 David HEADEN 1:03.888
6	11 10 Mark THOMSON 1:04.788	12 63 Stuart THOMSON 1:05.247
7	13 91 Craig HOUSTON 1:06.632	14 14 Michael IMRIE 1:07.141
8	15 11 Ally CHALMERS 1:11.997	16 69 Andrew PATERSON 1:13.973
9	17 96 Murray DOUGLAS	

Clerk of the Course

Sig : Time :
Chief Timekeeper : Ian Sharp (SMART Timing)
Results available at www.smart-timing.co.uk and www.speed



Orbits

**KMSC/SMRC Race meeting - AC****Sorted on Laps**

Scottish Legends Cars Championship

Knockhill AC 1.271 miles

Race 1 - Heat 1a

18/04/2026 11:05

Race (9 Laps) started at 11:09:40

Pos	No.	Name	Make/Model	CC	Class	Laps	Total Tm	Diff	Best Tm	In Lap	2nd Best
1	95	Maxim POPELYUSHKO	Legend Coupe	847	SC	9	11:59.253		1:00.611	8	1:00.829
2	85	Mark BEATY	Legend 34 Coupe	890	SC	9	11:59.289	0.036	1:00.969	8	1:00.999
3	2	David ALLAN	34 Coupe	890	SC	9	11:59.404	0.151	1:00.517	9	1:01.299
4	27	Grant HUNTER	Legend Coupe	890	SC	9	12:02.435	3.182	1:01.378	8	1:01.484
5	1	Ben MASON	Ford Coupe	847	SC	9	12:02.468	3.215	59.837	8	1:01.251
6	24	Matthew PAPE	Legend 34 Coupe	950	SC	9	12:02.614	3.361	1:00.505	9	1:00.866
7	97	Jamie BLAKE	Legend Coupe	890	SC	9	12:02.877	3.624	59.913	8	1:01.858
8	77	Michael WEDDELL	Legend Coupe	890	SC	9	12:02.996	3.743	59.523	9	1:00.903
9	14	Daniel CLARK	Legend Coupe	890	SC	9	12:03.258	4.005	59.170	9	1:01.152
10	305	Carlos PEREZ	Ford Coupe	890	SC	9	12:04.992	5.739	1:01.552	9	1:02.483
11	35	Neil SHENTON	Legend 34 Coupe	890	SC	9	12:05.103	5.850	1:00.891	9	1:02.040
12	51	Murray SCOTT	Legend Coupe	950	SC	9	12:05.262	6.009	1:00.070	9	1:01.522
13	6	Gary ATKINSON	Ford Coupe	890	SC	9	12:07.618	8.365	1:01.359	9	1:01.797
14	48	Declan BURKE	Legend Coupe	1250	SC	9	12:07.924	8.671	1:01.183	9	1:01.590
15	9	Colin ATKINSON	Ford Coupe	899	SC	9	12:08.816	9.563	1:01.584	8	1:01.696
16	94	Angus SCRIVENER	Legend 34 Coupe	899	SCR	9	12:09.535	10.282	1:00.975	8	1:01.837
17	555	Ewan ROBERTSON	Legend Coupe	900	SC	9	12:10.340	11.087	1:02.895	9	1:03.429
18	55	Stuart McANDREW	Legend Coupe	1250	SC	9	12:10.608	11.355	1:01.975	7	1:02.141
19	22	Chris DEWEY	Legend Coupe	1250	SC	9	12:10.955	11.702	1:01.802	8	1:02.136
20	733	Keith ATKINSON	Legend Coupe	1250	SC	9	12:12.918	13.665	1:02.473	9	1:02.484
21	12	Colin REID	Ford Coupe	890	KCR	9	12:15.665	16.412	1:02.175	9	1:02.776
22	68	Nick BRIDGEMAN	Legend 34 Coupe	1250	SC	9	12:17.613	18.360	1:00.591	9	1:01.032
23	86	Jon CRITCHLOW	Legend Coupe	1250	SC	9	12:17.682	18.429	1:00.462	9	1:00.790
24	333	Bill READ	Legend Coupe	890	SC	9	12:28.289	29.036	1:03.490	9	1:05.302
25	15	Elby CLARK	Legend Coupe	890	SC	9	12:28.304	29.051	1:03.241	9	1:04.577
26	44	Harry IRVINE	Legend 37 Sedan	1250	KCR LT	9	12:28.698	29.445	1:03.575	9	1:03.729
27	7	Christopher WALLACE	Ford Coupe	1250	KC	9	12:30.342	31.089	1:04.396	9	1:04.609
28	236	Darryl LAWS	Legend Coupe	890	SC	9	12:30.837	31.584	1:04.299	7	1:04.657
29	43	Aiden McANDREW-DOWEN	Legend 37 Sedan	1250	LT	9	12:31.829	32.576	1:03.911	9	1:04.210
30	66	Alastair CALDERWOOD	Legend Sedan	900	SC	9	12:32.461	33.208	1:04.538	7	1:04.564
31	5	Richard DUNBAR	Ford Coupe	1250	KCR	9	12:50.099	50.846	1:05.876	9	1:07.111
Not classified											
DNF	13	Scott SMITH	Legends Sedan	1250	KC	7	9:58.833	DNF	1:01.749	7	1:01.891
DNF	17	Ronald WILKINSON	Legend Coupe	1250	SC	3	5:47.533	DNF	1:19.422	1	1:34.599
DNF	127	Phil ROWLANDS	Legend Coupe	890	SC		3.444	DNF		0	

Announcements

Race distance increased to 9 Laps - 1 Lap completed behind the Safety Car
 Chequered Flag shown after 10 Laps - Result declared at 9 Laps

Margin of Victory	Avg. Speed	Best Lap Tm	Best Speed	Best Lap by
0.036	57.268	59.170	77.348	14 - Daniel CLARK

Clerk of the Course

Sig : Time :
 Chief Timekeeper : Ian Sharp (SMART Timing)

Results available at www.smart-timing.co.uk and www.specc

Printed: 18/04/2026 11:25:17

**Orbits**



KMSC/SMRC Race meeting - AC

Scottish Legends Cars Championship

Knockhill AC 1.271 miles

Race 1 - Heat 1a

18/04/2026 11:05

Race (9 Laps) started at 11:09:40

Lap	Time of Day	Lap Tm	S1	S2	S3	SFSpd
9	11:22:10.939	1:04.396	18.129	24.457	21.810	100.8

Lap	Time of Day	Lap Tm	S1	S2	S3	SFSpd
-----	-------------	--------	----	----	----	-------

(236) Darryl LAWS

1	11:11:21.430	1:32.560	21.397	34.294	36.869	84.8
2	11:14:05.509	2:44.079	25.766	1:18.828	59.485	54.6
3	11:15:34.582	1:29.073	26.260	37.104	25.709	48.2
4	11:16:42.425	1:07.843	20.338	25.664	21.841	105.0
5	11:17:51.355	1:08.930	19.010	25.430	24.490	106.2
6	11:18:57.759	1:06.404	19.948	24.989	21.467	103.7
7	11:20:02.058	1:04.299	18.402	24.693	21.204	106.0
8	11:21:06.715	1:04.657	19.314	24.139	21.204	109.5
9	11:22:11.434	1:04.719	19.142	24.159	21.418	107.2

(43) Aiden McANDREW-DOWEN

1	11:11:23.475	1:33.463	22.416	33.751	37.296	86.9
2	11:14:07.810	2:44.335	26.081	1:19.555	58.699	55.0
3	11:15:36.615	1:28.805	26.501	36.400	25.904	38.2
4	11:16:45.200	1:08.585	19.450	25.835	23.300	105.8
5	11:17:53.478	1:08.278	19.247	25.329	23.702	103.7
6	11:18:59.456	1:05.978	19.080	24.725	22.173	105.2
7	11:20:04.305	1:04.849	18.878	24.142	21.829	108.2
8	11:21:08.515	1:04.210	18.180	24.639	21.391	106.9
9	11:22:12.426	1:03.911	18.601	23.631	21.679	109.3

(66) Alastair CALDERWOOD

1	11:11:22.194	1:31.850	21.589	33.331	36.930	89.6
2	11:14:06.433	2:44.239	26.009	1:18.983	59.247	53.2
3	11:15:35.566	1:29.133	26.210	36.874	26.049	41.7
4	11:16:44.194	1:08.628	19.614	26.135	22.879	104.2
5	11:17:52.424	1:08.230	19.898	25.146	23.186	102.1
6	11:18:59.212	1:06.788	19.272	25.187	22.329	105.7
7	11:20:03.750	1:04.538	18.718	24.071	21.749	103.6
8	11:21:08.494	1:04.744	18.475	24.476	21.793	103.7
9	11:22:13.058	1:04.564	19.302	23.897	21.365	103.9

(5) Richard DUNBAR

1	11:11:25.890	1:34.405	21.146	34.799	38.460	88.9
2	11:14:08.902	2:43.012	27.088	1:17.615	58.309	51.8
3	11:15:40.348	1:31.446	26.440	36.459	28.547	37.2
4	11:16:51.289	1:10.941	19.415	26.949	24.577	92.8
5	11:18:01.153	1:09.864	19.000	26.851	24.013	97.3
6	11:19:09.564	1:08.411	18.738	26.369	23.304	98.7
7	11:20:17.709	1:08.145	18.657	26.213	23.275	99.0
8	11:21:24.820	1:07.111	18.441	25.965	22.705	98.7
9	11:22:30.696	1:05.876	18.358	25.333	22.185	99.7

(13) Scott SMITH

1	11:10:52.034	1:08.053	19.746	24.340	23.967	88.8
2	11:13:42.284	2:50.250	26.808	1:11.907	1:11.535	61.1
3	11:15:23.184	1:40.900	28.249	41.776	30.875	40.2
4	11:16:25.867	1:02.683	18.769	23.401	20.513	103.9
5	11:17:35.790	1:09.923	18.337	22.987	28.599	105.5
6	11:18:37.681	1:01.891	18.180	22.867	20.844	100.5
7	11:19:39.430	1:01.749	17.757	22.642	21.350	106.7

(17) Ronald WILKINSON

1	11:11:03.739	1:19.422	20.698	30.083	28.641	84.7
2	11:13:53.531	2:49.792	28.149	1:12.556	1:09.087	62.7
3	11:15:28.130	1:34.599	25.996	38.679	29.924	42.2

Clerk of the Course

Sig : Time :
 Chief Timekeeper : Ian Sharp (SMART Timing)
 Results available at www.smart-timing.co.uk and www.speed
 Printed: 18/04/2026 11:26:35





KMSC/SMRC Race meeting - AC

Lapchart

Scottish Legends Cars Championship

Knockhill AC 1.271 miles

Race 1 - Heat 1a

18/04/2026 11:05

Race (9 Laps) started at 11:09:40

Competitors	Laps										
	0	1	2	3	4	5	6	7	8	9	
David ALLAN (2)	1	2	2	2	2	85	2	2	85	95	
Mark BEATY (85)	2	85	85	85	85	2	85	85	95	85	
Maxim POPELYUSHKO (95)	3	95	95	95	13	95	95	95	2	2	
Grant HUNTER (27)	4	27	27	27	95	13	13	13	9	27	
Scott SMITH (13)	5	13	13	13	27	27	9	9	27	1	
Phil ROWLANDS (127)	6	127	555	555	555	305	305	27	27	97	24
Ronald WILKINSON (17)	7	17	305	305	305	555	9	305	305	1	97
Ewan ROBERTSON (555)	8	555	35	35	35	35	97	35	97	24	77
Stuart McANDREW (55)	9	55	9	9	9	9	35	97	35	305	14
Carlos PEREZ (305)	10	305	97	97	97	97	555	24	1	77	305
Jamie BLAKE (97)	11	97	14	14	14	14	14	1	24	14	35
Jon CRITCHLOW (86)	12	86	51	51	51	51	1	555	14	35	51
Neil SHENTON (35)	13	35	1	1	1	1	24	14	77	51	6
Colin ATKINSON (9)	14	9	6	6	6	24	77	77	555	6	48
Elby CLARK (15)	15	15	17	17	17	77	51	51	51	48	9
Nick BRIDGEMAN (68)	16	68	77	77	77	6	6	6	6	555	94
Daniel CLARK (14)	17	14	24	24	24	48	48	48	48	55	555
Murray SCOTT (51)	18	51	48	48	48	733	733	55	55	94	55
Keith ATKINSON (733)	19	733	733	733	733	55	55	733	22	22	22
Ben MASON (1)	20	1	55	55	55	22	22	22	94	733	733
Gary ATKINSON (6)	21	6	22	22	22	94	94	94	733	12	12
Michael WEDDELL (77)	22	77	7	7	94	12	12	12	12	68	68
Christopher WALLACE (7)	23	7	94	94	7	7	333	333	68	86	86
Declan BURKE (48)	24	48	12	12	12	333	15	86	86	333	333
Matthew PAPE (24)	25	24	333	333	333	44	7	68	333	15	15
Chris DEWEY (22)	26	22	15	15	15	15	68	15	15	44	44
Bill READ (333)	27	333	44	44	44	236	44	44	44	7	7
Angus SCRIVENER (94)	28	94	236	236	236	68	86	7	7	236	236
Darryl LAWS (236)	29	236	66	66	66	66	236	236	236	66	43
Colin REID (12)	30	12	43	43	43	86	66	66	66	43	66
Aiden McANDREW-DOWEN (43)	31	43	5	5	5	43	43	43	43	5	5
Harry IRVINE (44)	32	44	68	68	68	5	5	5	5		
Alastair CALDERWOOD (66)	33	66	86	86	86						
Richard DUNBAR (5)	34	5									

Clerk of the Course

Sig : Time :
Chief Timekeeper : Ian Sharp (SMART Timing)
Results available at www.smart-timing.co.uk and www.speed



Orbits

KMSC/SMRC Race meeting - AC
Sorted on best lap time

Super Lap Scotland

Knockhill AC 1.271 miles

Practice 1

18/04/2026 11:30

Practice (15:00 Time) started at 11:37:34

Pos	No.	Name	Make/Model	CC	Class	Laps	Best Tm	Diff	Best Speed	2nd Best
1	92	Michael OSBORNE Snr	Mitsubishi Evo5	1998	P	8	58.655		78.027	1:00.373
2	7	Steven ARKLEY	Westfield Megabusa	1440	B RC	8	1:01.581	2.926	74.320	1:02.476
3	64	David WALLACE	Honda S2000	2000	E	10	1:02.098	3.443	73.701	1:02.323
4	1	David CAPSTICK	Renault Megane R26	2000	F RC	9	1:02.222	3.567	73.554	1:02.848
5	392	Philip TAYLOR	Renault Clio	2000	F	12	1:03.066	4.411	72.570	1:03.326
6	67	Marshall WISHART	Lotus Elise S3	1800	C RC	3	1:03.919	5.264	71.601	1:15.629
7	29	Carl WALKER	Renault Megane R26	2000	E RC	1	1:29.973	31.318	50.867	

Clerk of the Course

 Sig : Time :
 Chief Timekeeper : Ian Sharp (SMART Timing)

 Results available at www.smart-timing.co.uk and www.speed

Printed: 18/04/2026 11:53:50


 motor
sport
UK

**RACE
WITH
RESPECT**


Orbits

KMSC/SMRC Race meeting - AC

Super Lap Scotland

Knockhill AC 1.271 miles

Practice 1

18/04/2026 11:30

Practice (15:00 Time) started at 11:37:34

Lap	Time of Day	Lap Tm	S1	S2	S3	SFSpd
(92) Michael OSBORNE Snr						
1	11:39:19.497	1:23.542	28.489	30.864	24.189	25.2
2	11:40:23.907	1:04.410	18.771	24.432	21.207	103.6
3	11:41:25.536	1:01.629	17.734	23.620	20.275	107.4
4	11:42:25.909	1:00.373	17.934	22.626	19.813	112.6
5	11:46:19.358	3:53.449	16.990	25.852	3:10.607	117.9
6	11:47:26.650	1:07.292	22.914	24.226	20.152	33.3
7	11:48:25.305	58.655	16.879	21.814	19.962	116.7
8	11:49:29.174	1:03.869	18.620	24.964	20.285	116.1

(7) Steven ARKLEY						
1	11:39:16.762	1:23.829	29.952	30.048	23.829	21.6
2	11:40:21.754	1:04.992	18.965	24.994	21.033	104.0
3	11:41:24.504	1:02.750	17.778	23.781	21.191	114.3
4	11:42:31.337	1:06.833	19.941	25.008	21.884	109.1
5	11:43:33.813	1:02.476	17.376	23.790	21.310	115.5
6	11:44:36.706	1:02.893	17.643	24.431	20.819	112.4
7	11:45:54.401	1:17.695	21.575	32.660	23.460	111.7
8	11:46:55.982	1:01.581	17.507	23.295	20.779	114.9

(64) David WALLACE						
1	11:38:55.805	1:17.831	25.961	28.588	23.282	28.1
2	11:40:05.179	1:09.374	18.532	24.599	26.243	102.9
3	11:41:14.430	1:09.251	20.865	25.472	22.914	66.7
4	11:42:17.882	1:03.452	18.196	23.889	21.367	105.3
5	11:43:20.879	1:02.997	18.155	23.647	21.195	106.7
6	11:44:24.179	1:03.300	18.310	23.722	21.268	107.4
7	11:45:26.277	1:02.098	17.626	23.236	21.236	106.7
8	11:46:28.600	1:02.323	18.202	22.798	21.323	107.4
9	11:47:31.200	1:02.600	17.769	23.302	21.529	106.4
10	11:48:45.279	1:14.079	18.417	28.126	27.536	106.9

(1) David CAPSTICK						
1	11:38:56.300	1:15.917	25.213	27.770	22.934	30.8
2	11:40:01.417	1:05.117	19.213	23.868	22.036	105.5
3	11:41:04.751	1:03.334	18.679	23.324	21.331	106.2
4	11:42:07.599	1:02.848	18.192	23.254	21.402	107.0
5	11:43:49.261	1:41.662	28.620	39.868	33.174	105.7
6	11:45:32.744	1:43.483	30.579	39.685	33.219	45.3
7	11:47:04.522	1:31.778	29.634	39.247	22.897	50.2
8	11:48:07.493	1:02.971	18.554	23.068	21.349	104.9
9	11:49:09.715	1:02.222	17.974	22.824	21.424	106.5

(392) Philip TAYLOR						
1	11:38:57.185	1:14.896	24.959	27.169	22.768	28.8
2	11:40:03.714	1:06.529	19.141	25.249	22.139	103.1
3	11:41:09.020	1:05.306	19.113	24.641	21.552	102.8
4	11:42:14.010	1:04.990	18.620	24.620	21.750	103.4
5	11:43:18.917	1:04.907	18.801	24.415	21.691	103.4
6	11:46:34.885	3:15.968	22.625	32.989	2:20.354	103.6
7	11:47:43.690	1:08.805	21.808	25.370	21.627	44.0
8	11:48:47.990	1:04.300	18.494	23.990	21.816	103.1
9	11:49:53.231	1:05.241	18.920	24.591	21.730	103.7
10	11:50:56.746	1:03.515	18.450	23.595	21.470	103.1
11	11:51:59.812	1:03.066	18.435	23.438	21.193	103.6
12	11:53:03.138	1:03.326	18.284	23.579	21.463	104.7

(67) Marshall WISHART						
1	11:39:01.767	1:15.629	25.049	28.181	22.399	25.4
2	11:40:05.686	1:03.919	18.485	25.015	20.419	115.5
3	11:42:30.366	2:24.680	18.437	26.462	1:39.781	114.7

(29) Carl WALKER						
1	11:39:18.439	1:29.973	28.224	32.896	28.853	27.3

Clerk of the Course

Sig : Time :
 Chief Timekeeper : Ian Sharp (SMART Timing)

Results available at www.smart-timing.co.uk and www.speed

Printed: 18/04/2026 11:54:38



Orbits



Bulletin No. _____

KMSC/SMRC Race meeting - AC**Sorted on best lap time**

Scottish Fiesta ST Cup

Knockhill AC 1.271 miles

Paid Practice 1

18/04/2026 11:50

Practice (20:00 Time) started at 11:55:39

Pos	No.	Name	Make/Model	CC	Class	Laps	Best Tm	Diff	Best Speed	2nd Best
1	35	Andrew MACKIE	Ford Fiesta ST	2000	ST	17	1:02.448		73.288	1:02.567
2	21	Kieren PREEDY	Ford Fiesta ST	2000	ST	15	1:02.587	0.139	73.125	1:02.698
3	24	Lachan MacLACHLAN	Ford Fiesta ST	2000	STCN	13	1:02.867	0.419	72.799	1:03.523
4	23	Lucy HALES-MAVER	Ford Fiesta ST	2000	ST	15	1:03.489	1.041	72.086	1:03.511
5	17	Angus ROSS	Ford Fiesta ST	2000	ST	15	1:03.949	1.501	71.568	1:04.302
6	30	Michael GORDON	Ford Fiesta ST	2000	ST	15	1:04.961	2.513	70.453	1:05.411
7	2	James MacKENZIE	Ford Fiesta ST	2000	STN	7	1:05.508	3.060	69.864	1:06.487
8	1	Ayden WILSON	Citroen C1	1000	C1	16	1:11.237	8.789	64.246	1:11.441
9	88	Scott CHARLES	Citroen C1	1000	C1N	16	1:13.710	11.262	62.090	1:13.970
10	44	Peter EDIE	Citroen C1	1000	C1N	13	1:15.113	12.665	60.931	1:15.274
11	61	Ian COCHRANE	Citroen C1	1000	C1	15	1:16.100	13.652	60.140	1:16.342

Clerk of the Course

Sig : Time :
 Chief Timekeeper : Ian Sharp (SMART Timing)

Results available at www.smart-timing.co.uk and www.speed

Printed: 18/04/2026 12:19:35



motor
sport
UK

RACE
WITH
RESPECT



Orbits



KMSC/SMRC Race meeting - AC

Scottish Fiesta ST Cup

Knockhill AC 1.271 miles

Paid Practice 1

18/04/2026 11:50

Practice (20:00 Time) started at 11:55:39

Lap	Time of Day	Lap Tm	S1	S2	S3	SFSpd	S1Spd	Lap	Time of Day	Lap Tm	S1	S2	S3	SFSpd	S1Spd
(44) Peter EDIE															
1	11:57:14.678	1:26.187	27.339	29.045	29.803	31.4	65.0								
2	11:58:35.649	1:20.971	23.372	28.241	29.358	72.0	66.4								
3	11:59:53.061	1:17.412	22.307	27.348	27.757	74.0	66.8								
4	12:01:10.616	1:17.555	21.154	28.594	27.807	73.5	0.0								
5	12:02:27.343	1:16.727	22.307	27.110	27.310	72.4	67.1								
6	12:03:44.908	1:17.565	21.160	28.350	28.055	73.2	369.2								
7	12:05:01.252	1:16.344	21.992	27.173	27.179	74.1	67.7								
8	12:06:17.409	1:16.157	22.140	26.734	27.283	76.3	68.4								
9	12:07:32.767	1:15.358	21.677	26.832	26.849	75.0	68.5								
10	12:08:48.041	1:15.274	20.603	27.623	27.048	76.4	776.9								
11	12:10:03.499	1:15.458	21.612	26.683	27.163	76.5	68.9								
12	12:11:19.352	1:15.853	22.267	26.711	26.875	77.8	68.3								
13	12:12:34.465	1:15.113	20.498	27.776	26.839	77.3	0.0								

(61) Ian COCHRANE															
1	11:57:38.178	1:24.606	27.311	28.634	28.661	30.0	63.4								
2	11:58:57.807	1:19.629	23.547	28.532	27.550	73.3	65.5								
3	12:00:15.527	1:17.720	22.236	28.041	27.443	75.3	66.0								
4	12:01:33.150	1:17.623	22.254	27.652	27.717	75.4	66.9								
5	12:02:50.653	1:17.503	22.473	27.487	27.543	74.2	66.6								
6	12:04:07.429	1:16.776	22.140	27.153	27.483	75.3	67.3								
7	12:05:25.253	1:17.824	22.322	28.063	27.439	74.7	66.6								
8	12:06:42.288	1:17.035	22.162	27.580	27.293	75.7	65.5								
9	12:07:58.630	1:16.342	21.841	27.546	26.955	75.3	67.4								
10	12:09:15.103	1:16.473	21.855	27.533	27.085	77.4	67.3								
11	12:10:32.471	1:17.368	22.048	27.523	27.797	75.9	67.3								
12	12:11:48.571	1:16.100	21.911	26.989	27.200	77.5	67.1								
13	12:13:05.186	1:16.615	21.811	27.543	27.261	76.5	67.0								
14	12:14:23.958	1:18.772	23.921	27.528	27.323	76.0	67.1								
15	12:15:40.925	1:16.967	22.380	27.390	27.197	76.3	67.5								

Clerk of the Course

Sig : Time :
 Chief Timekeeper : Ian Sharp (SMART Timing)
 Results available at www.smart-timing.co.uk and www.speed



**KMSC/SMRC Race meeting - AC****Sorted on Laps**

Scottish Legends Cars Championship

Knockhill AC 1.271 miles

Race 2 - Heat 1b

18/04/2026 13:15

Race (8 Laps) started at 13:16:17

Pos	No.	Name	Make/Model	CC	Class	Laps	Total Tm	Diff	Best Tm	In Lap	2nd Best
1	77	Michael WEDDELL	Legend Coupe	890	SC	8	9:22.188		58.599	7	59.102
2	1	Ben MASON	Ford Coupe	847	SC	8	9:22.308	0.120	59.018	5	59.031
3	24	Matthew PAPE	Legend 34 Coupe	950	SC	8	9:23.984	1.796	59.192	5	59.225
4	14	Daniel CLARK	Legend Coupe	890	SC	8	9:24.092	1.904	58.936	7	59.093
5	51	Murray SCOTT	Legend Coupe	950	SC	8	9:28.991	6.803	59.844	8	1:00.036
6	85	Mark BEATY	Legend 34 Coupe	890	SC	8	9:31.009	8.821	59.525	5	59.802
7	6	Gary ATKINSON	Ford Coupe	890	SC	8	9:32.033	9.845	1:00.051	8	1:00.838
8	35	Neil SHENTON	Legend 34 Coupe	890	SC	8	9:32.064	9.876	59.990	8	1:00.340
9	305	Carlos PEREZ	Ford Coupe	890	SC	8	9:33.081	10.893	59.497	6	59.791
10	9	Colin ATKINSON	Ford Coupe	899	SC	8	9:33.575	11.387	1:00.469	6	1:00.474
11	97	Jamie BLAKE	Legend Coupe	890	SC	8	9:33.692	11.504	58.681	7	59.392
12	86	Jon CRITCHLOW	Legend Coupe	1250	SC	8	9:35.260	13.072	59.762	6	1:00.328
13	2	David ALLAN	34 Coupe	890	SC	8	9:36.212	14.024	59.641	7	59.644
14	48	Declan BURKE	Legend Coupe	1250	SC	8	9:37.944	15.756	1:01.440	5	1:01.462
15	22	Chris DEWEY	Legend Coupe	1250	SC	8	9:38.206	16.018	1:01.281	7	1:01.481
16	55	Stuart McANDREW	Legend Coupe	1250	SC	8	9:38.827	16.639	59.841	8	1:00.501
17	27	Grant HUNTER	Legend Coupe	890	SC	8	9:40.122	17.934	1:00.675	8	1:00.730
18	15	Elby CLARK	Legend Coupe	890	SC	8	9:40.201	18.013	59.968	8	1:00.158
19	13	Scott SMITH	Legends Sedan	1250	KC	8	9:40.687	18.499	1:00.795	8	1:00.802
20	94	Angus SCRIVENER	Legend 34 Coupe	899	SCR	8	9:41.146	18.958	59.272	8	59.617
21	68	Nick BRIDGEMAN	Legend 34 Coupe	1250	SC	8	9:42.163	19.975	59.178	8	59.562
22	12	Colin REID	Ford Coupe	890	KCR	8	9:46.693	24.505	1:01.409	7	1:01.564
23	127	Phil ROWLANDS	Legend Coupe	890	SC	8	9:47.279	25.091	1:01.094	8	1:02.261
24	43	Aiden McANDREW-DOWEN	Legend 37 Sedan	1250	LT	8	9:53.768	31.580	1:02.261	8	1:02.380
25	17	Ronald WILKINSON	Legend Coupe	1250	SC	8	9:56.626	34.438	1:03.096	8	1:03.274
26	333	Bill READ	Legend Coupe	890	SC	8	10:06.386	44.198	1:04.154	8	1:04.369
27	236	Darryl LAWS	Legend Coupe	890	SC	8	10:07.115	44.927	1:03.280	8	1:04.962
28	44	Harry IRVINE	Legend 37 Sedan	1250	KCR LT	8	10:07.572	45.384	1:03.608	8	1:04.766
29	66	Alastair CALDERWOOD	Legend Sedan	900	SC	8	10:10.067	47.879	1:04.727	8	1:05.131
30	5	Richard DUNBAR	Ford Coupe	1250	KCR	8	10:12.079	49.891	1:06.015	8	1:06.044
31	95	Maxim POPELYUSHKO	Legend Coupe	847	SC	7	9:59.233	1 Lap	1:00.714	7	1:04.832
32	555	Ewan ROBERTSON	Legend Coupe	900	SC	7	10:06.066	1 Lap	1:03.708	7	1:03.784
33	733	Keith ATKINSON	Legend Coupe	1250	SC	7	10:06.827	1 Lap	1:02.408	5	1:02.633
Not classified											
DNF	7	Christopher WALLACE	Ford Coupe	1250	KC	4	5:35.745	DNF	1:04.277	4	1:06.321

Margin of Victory

Avg. Speed

Best Lap Tm

Best Speed

Best Lap by

0.120

65.127

58.599

78.102

77 - Michael WEDDELL

Clerk of the Course

Orbits

Sig :

Time :

Chief Timekeeper : Ian Sharp (SMART Timing)

Results available at www.smart-timing.co.uk and www.specc



KMSC/SMRC Race meeting - AC

Scottish Legends Cars Championship

Knockhill AC 1.271 miles

Race 2 - Heat 1b

18/04/2026 13:15

Race (8 Laps) started at 13:16:17

Lap	Time of Day	Lap Tm	S1	S2	S3	SFSpd	S1Spd
5	13:23:10.144	1:08.863	19.552	27.389	21.922	67.0	107.6
6	13:24:17.664	1:07.520	18.342	27.016	22.162	100.8	553.8
7	13:25:23.708	1:06.044	18.521	25.275	22.248	100.6	107.6
8	13:26:29.723	1:06.015	18.063	25.383	22.569	102.6	553.8

(95) Maxim POPELYUSHKO

1	13:17:30.622	1:06.855	20.428	25.266	21.161	86.3	96.0
2	13:18:49.688	1:19.066	18.354	32.069	28.643	110.9	369.2
3	13:20:51.154	2:01.466	25.816	1:02.740	32.910	46.2	162.1
4	13:21:56.145	1:04.991	17.541	23.962	23.488	98.5	586.8
5	13:24:11.331	2:15.186	38.176	24.193	1:12.817	5.5	53.8
6	13:25:16.163	1:04.832	18.812	23.771	22.249	50.5	586.8
7	13:26:16.877	1:00.714	17.016	22.954	20.744	99.1	553.8

(555) Ewan ROBERTSON

1	13:19:33.770	3:10.643	19.243	2:26.072	25.328	88.9	96.3
2	13:20:56.518	1:22.748	19.434	37.724	25.590	92.8	91.4
3	13:22:02.422	1:05.904	19.287	24.180	22.437	104.5	93.2
4	13:23:07.558	1:05.136	19.841	24.681	20.614	69.4	93.3
5	13:24:11.342	1:03.784	18.117	24.059	21.608	106.4	94.9
6	13:25:20.002	1:08.660	18.126	23.437	27.097	104.9	94.9
7	13:26:23.710	1:03.708	18.629	23.110	21.969	93.5	94.0

(733) Keith ATKINSON

1	13:19:57.339	3:35.247	20.099			82.3	93.5
2	13:21:08.931	1:11.592	21.368	27.125	23.099	44.8	73.3
3	13:22:12.510	1:03.579	18.271	22.689	22.619	97.4	92.7
4	13:23:15.806	1:03.296	18.820	23.100	21.376	83.7	91.7
5	13:24:18.214	1:02.408	18.573	22.812	21.023	100.2	91.9
6	13:25:21.838	1:03.624	18.653	23.219	21.752	104.7	92.7
7	13:26:24.471	1:02.633	17.724	22.579	22.330	103.9	94.1

(7) Christopher WALLACE

1	13:17:28.212	1:06.321	19.425	24.808	22.088	82.3	
2	13:18:44.705	1:16.493	18.259	29.349	28.885	103.4	1.0
3	13:20:49.112	2:04.407	26.606	1:02.433	35.368	50.4	369.2
4	13:21:53.389	1:04.277	17.918	24.345	22.014	95.3	0.0

Clerk of the Course

Sig : Time :
Chief Timekeeper : Ian Sharp (SMART Timing)
Results available at www.smart-timing.co.uk and www.speed
Printed: 18/04/2026 13:28:21



KMSC/SMRC Race meeting - AC

Lapchart

Scottish Legends Cars Championship

Knockhill AC 1.271 miles

Race 2 - Heat 1b

18/04/2026 13:15

Race (8 Laps) started at 13:16:17

Competitors	Laps									
	0	1	2	3	4	5	6	7	8	
Matthew PAPE (24)	1	24	1	1	1	77	1	1	77	77
Bill READ (333)	2	333	77	77	77	1	77	77	1	1
Chris DEWEY (22)	3	22	24	24	24	24	24	24	24	24
Michael WEDDELL (77)	4	77	6	6	6	14	14	14	14	14
Declan BURKE (48)	5	48	14	14	14	6	51	51	51	51
Gary ATKINSON (6)	6	6	48	51	51	51	6	6	85	85
Ben MASON (1)	7	1	51	48	48	9	35	85	6	6
Daniel CLARK (14)	8	14	35	35	35	35	85	35	35	35
Christopher WALLACE (7)	9	7	333	9	9	85	9	9	305	305
Murray SCOTT (51)	10	51	22	22	22	48	305	305	9	9
Keith ATKINSON (733)	11	733	9	333	333	22	86	86	86	97
Neil SHENTON (35)	12	35	7	85	85	305	48	97	97	86
Colin ATKINSON (9)	13	9	85	86	86	86	22	48	48	2
Nick BRIDGEMAN (68)	14	68	305	7	7	333	97	22	2	48
Jon CRITCHLOW (86)	15	86	86	305	305	97	55	2	22	22
Elby CLARK (15)	16	15	27	97	97	27	2	55	55	55
Carlos PEREZ (305)	17	305	97	27	27	7	27	27	27	27
Ewan ROBERTSON (555)	18	555	55	55	55	55	13	13	13	15
Jamie BLAKE (97)	19	97	2	2	2	2	15	15	15	13
Stuart McANDREW (55)	20	55	95	95	95	13	127	94	94	94
Scott SMITH (13)	21	13	15	13	13	15	12	127	68	68
Grant HUNTER (27)	22	27	13	15	15	127	94	68	12	12
Mark BEATY (85)	23	85	127	127	127	95	68	12	127	127
Ronald WILKINSON (17)	24	17	12	12	12	12	43	43	43	43
Maxim POPELYUSHKO (95)	25	95	43	43	43	43	17	17	17	17
David ALLAN (2)	26	2	17	5	5	94	333	333	333	333
Phil ROWLANDS (127)	27	127	5	17	94	68	44	44	236	236
Aiden McANDREW-DOWEN (43)	28	43	44	94	17	17	5	236	44	44
Colin REID (12)	29	12	94	44	44	5	66	5	66	66
Richard DUNBAR (5)	30	5	236	236	236	44	236	66	5	5
Harry IRVINE (44)	31	44	66	66	66	66	95	95	95	95
Darryl LAWS (236)	32	236	68	68	68	236	555	555	555	555
Angus SCRIVENER (94)	33	94	555	555	555	555	733	733	733	733
Alastair CALDERWOOD (66)	34	66	733	733	733	733				

Clerk of the Course

Sig : _____ **Time :** _____
Chief Timekeeper : Ian Sharp (SMART Timing)
Results available at www.smart-timing.co.uk and www.speed



Orbits

KMSC/SMRC Race meeting - AC
Sorted on best lap time

Super Lap Scotland

Knockhill AC 1.271 miles

Qualifying 1

18/04/2026 13:35

Practice (15:00 Time) started at 13:34:44

Pos	No.	Name	Make/Model	CC	Class	Laps	Best Tm	Diff	Best Speed	2nd Best
1	92	Michael OSBORNE Snr	Mitsubishi Evo5	1998	P	10	57.005		80.286	57.387
2	155	Adam KINDNESS	Mini R53 Cooper S	1600S	D	2	57.778	0.773	79.211	1:11.284
3	64	David WALLACE	Honda S2000	2000	E	13	59.913	2.908	76.389	1:00.637
4	7	Steven ARKLEY	Westfield Megabusa	1440	B RC	10	1:00.184	3.179	76.045	1:00.242
5	1	David CAPSTICK	Renault Megane R26	2000	F RC	11	1:02.174	5.169	73.611	1:02.313
6	392	Philip TAYLOR	Renault Clio	2000	F	13	1:03.137	6.132	72.488	1:03.379
7	23	Andrew COWIE	Subaru Impreza	2100	E	1	1:12.514	15.509	63.114	

Clerk of the Course

 Sig : Time :
 Chief Timekeeper : Ian Sharp (SMART Timing)

 Results available at www.smart-timing.co.uk and www.speed

Printed: 18/04/2026 13:51:14


 motor
sport
UK

**RACE
WITH
RESPECT**


Orbits

KMSC/SMRC Race meeting - AC

Super Lap Scotland

Knockhill AC 1.271 miles

Qualifying 1

18/04/2026 13:35

Practice (15:00 Time) started at 13:34:44

Lap	Time of Day	Lap Tm	S1	S2	S3	SFSpd	S1Spd	Lap	Time of Day	Lap Tm	S1	S2	S3	SFSpd	S1Spd
-----	-------------	--------	----	----	----	-------	-------	-----	-------------	--------	----	----	----	-------	-------

(92) Michael OSBORNE Snr

1	13:36:43.786	1:36.686	33.014	41.104	22.568	24.9	44.8
2	13:37:42.447	58.661	17.154	22.170	19.337	114.1	100.5
3	13:39:00.548	1:18.101	23.406	33.869	20.826	118.4	54.4
4	13:39:58.003	57.455	16.614	21.796	19.045	119.0	106.4
5	13:41:26.150	1:28.147	27.423	39.977	20.747	119.0	34.7
6	13:42:23.155	57.005	16.514	21.535	18.956	117.9	106.4
7	13:46:38.413	4:15.258	23.297	32.663	3:19.298	120.9	50.4
8	13:47:45.630	1:07.217	23.500	23.906	19.811	39.5	81.0
9	13:48:43.017	57.387	16.428	21.362	19.597	117.5	106.5
10	13:50:11.809	1:28.792	24.147	42.307	22.338	118.8	43.3

(155) Adam KINDNESS

1	13:36:00.241	1:11.284	23.914	27.281	20.089	34.0	69.4
2	13:36:58.019	57.778	16.871	20.908	19.999	111.3	95.2

(64) David WALLACE

1	13:36:29.964	1:26.196	30.484	31.332	24.380	21.1	
2	13:37:40.761	1:10.797	21.106	27.118	22.573	96.6	
3	13:38:50.309	1:09.548	22.132	26.189	21.227	100.8	
4	13:39:51.641	1:01.332	17.868	22.882	20.582	107.7	
5	13:40:53.613	1:01.972	18.092	23.260	20.620	107.5	
6	13:41:54.941	1:01.328	17.595	22.960	20.773	107.9	
7	13:42:55.909	1:00.968	17.516	22.742	20.710	107.5	
8	13:43:56.546	1:00.637	17.611	22.401	20.625	107.9	
9	13:44:57.305	1:00.759	17.346	22.602	20.811	107.5	
10	13:45:57.218	59.913	17.411	22.007	20.495	107.0	
11	13:47:27.630	1:30.412	23.615	31.878	34.919	107.7	
12	13:48:56.830	1:29.200	27.844	35.558	25.798	55.8	
13	13:50:02.485	1:05.655	17.290	25.564	22.801	108.4	

(7) Steven ARKLEY

1	13:36:27.824	1:26.773	31.651	31.203	23.919	16.8	67.0
2	13:37:35.095	1:07.271	20.131	25.763	21.377	92.3	87.2
3	13:38:35.337	1:00.242	17.589	22.410	20.243	113.2	103.9
4	13:39:35.521	1:00.184	17.428	22.666	20.090	116.1	102.8
5	13:40:36.158	1:00.637	17.368	23.117	20.152	116.5	99.0
6	13:41:37.086	1:00.928	17.384	23.338	20.206	114.5	95.7
7	13:42:37.480	1:00.394	17.379	23.054	19.961	114.9	102.3
8	13:47:25.003	4:47.523	20.926	33.136	3:53.461	110.7	61.1
9	13:48:47.529	1:22.526	29.462	27.826	25.238	31.6	75.2
10	13:50:02.975	1:15.446	20.301	27.005	28.140	102.9	76.7

(1) David CAPSTICK

1	13:36:10.292	1:22.898	26.776	33.026	23.096	31.4	59.2
2	13:37:15.646	1:05.354	19.298	24.250	21.806	105.5	88.4
3	13:38:18.607	1:02.961	18.632	22.849	21.480	103.2	89.5
4	13:39:20.920	1:02.313	17.948	23.014	21.351	106.2	89.7
5	13:40:23.792	1:02.872	18.431	22.802	21.639	106.4	89.0
6	13:42:02.236	1:38.444	26.104	37.984	34.356	100.3	40.4
7	13:43:44.005	1:41.769	31.499	36.391	33.879	48.6	47.2
8	13:45:12.570	1:28.565	30.021	35.461	23.083	51.2	30.3
9	13:46:15.934	1:03.364	18.655	23.011	21.698	102.3	89.7
10	13:47:18.108	1:02.174	18.194	22.740	21.240	104.5	89.8
11	13:48:20.605	1:02.497	18.094	22.810	21.593	106.0	89.1

(392) Philip TAYLOR

1	13:36:05.710	1:13.231	23.826	27.310	22.095	31.6	76.8
2	13:37:09.937	1:04.227	18.698	23.821	21.708	102.0	88.5
3	13:38:14.474	1:04.537	17.965	24.974	21.598	102.5	553.8
4	13:39:19.452	1:04.978	18.783	24.772	21.423	102.6	88.8
5	13:40:42.757	1:23.305	21.599	31.232	30.474	102.8	67.1
6	13:42:07.681	1:24.924	26.731	33.942	24.251	78.3	369.2
7	13:43:10.818	1:03.167	18.421	23.438	21.278	102.6	88.0
8	13:44:14.197	1:03.379	18.373	23.412	21.594	103.2	89.6
9	13:45:28.716	1:14.519	17.994	26.693	29.832	103.2	107.6
10	13:46:46.412	1:17.696	23.564	29.758	24.374	73.5	553.8
11	13:47:50.223	1:03.811	18.007	24.249	21.555	101.8	553.8
12	13:48:54.007	1:03.784	18.549	23.758	21.477	103.6	89.1
13	13:49:57.848	1:03.841	18.546	23.818	21.477	103.1	88.6

(23) Andrew COWIE

1	13:36:03.232	1:12.514	23.699	28.062	20.753	33.9	
---	--------------	-----------------	--------	--------	---------------	------	--

Clerk of the Course

Sig : Time :
 Chief Timekeeper : Ian Sharp (SMART Timing)
 Results available at www.smart-timing.co.uk and www.speed

Printed: 18/04/2026 13:51:44





Bulletin No. _____

KMSC/SMRC Race meeting - AC**Sorted on best lap time**

Scottish Fiesta ST Cup

Knockhill AC 1.271 miles

Paid Practice 2

18/04/2026 13:55

Practice (20:00 Time) started at 13:53:14

Pos	No.	Name	Make/Model	CC	Class	Laps	Best Tm	Diff	Best Speed	2nd Best
1	35	Andrew MACKIE	Ford Fiesta ST	2000	ST	12	1:01.977		73.845	1:02.008
2	21	Kieren PREEDY	Ford Fiesta ST	2000	ST	14	1:02.273	0.296	73.494	1:02.289
3	24	Lachan MacLACHLAN	Ford Fiesta ST	2000	STCN	15	1:02.780	0.803	72.900	1:02.805
4	23	Lucy HALES-MAVER	Ford Fiesta ST	2000	ST	14	1:03.230	1.253	72.381	1:03.338
5	17	Angus ROSS	Ford Fiesta ST	2000	ST	16	1:03.479	1.502	72.098	1:03.527
6	2	James MacKENZIE	Ford Fiesta ST	2000	STN	14	1:03.735	1.758	71.808	1:04.006
7	30	Michael GORDON	Ford Fiesta ST	2000	ST	16	1:04.455	2.478	71.006	1:04.776
8	1	Ayden WILSON	Citroen C1	1000	C1	11	1:11.051	9.074	64.414	1:11.493
9	117	Marc NISBET	Citroen C1	1000	C1	17	1:11.518	9.541	63.993	1:11.748
10	8	Henry GILLESPIE	Citroen C1	1000	C1	5	1:12.720	10.743	62.936	1:12.958
11	44	Peter EDIE	Citroen C1	1000	C1N	16	1:14.440	12.463	61.481	1:14.481
12	61	Ian COCHRANE	Citroen C1	1000	C1	16	1:15.353	13.376	60.737	1:15.388

Clerk of the Course

Sig : Time :
 Chief Timekeeper : Ian Sharp (SMART Timing)

Results available at www.smart-timing.co.uk and www.speed

Printed: 18/04/2026 14:15:35



motor
sport
UK

RACE
WITH
RESPECT



Orbits



KMSC/SMRC Race meeting - AC

Scottish Fiesta ST Cup

Knockhill AC 1.271 miles

Paid Practice 2

18/04/2026 13:55

Practice (20:00 Time) started at 13:53:14

Lap	Time of Day	Lap Tm	S1	S2	S3	SFSpd	S1Spd	Lap	Time of Day	Lap Tm	S1	S2	S3	SFSpd	S1Spd
(8) Henry GILLESPIE															
1	13:55:15.704	1:20.029	25.637	27.737	26.655	33.4	68.9								
2	13:56:29.161	1:13.457	21.677	25.821	25.959	77.6	70.0								
3	13:57:42.119	1:12.958	20.447	26.665	25.846	78.2									
4	13:58:55.243	1:13.124	20.371	26.931	25.822	78.7	0.9								
5	14:00:07.963	1:12.720	20.148	26.785	25.787	80.7	0.9								

(44) Peter EDIE															
1	13:55:15.968	1:21.172	25.168	28.612	27.392	32.3									
2	13:56:30.780	1:14.812	21.265	27.198	26.349	72.9	0.9								
3	13:57:45.261	1:14.481	20.683	27.211	26.587	77.9	0.9								
4	13:59:00.074	1:14.813	20.786	27.367	26.660	79.3	0.9								
5	14:00:14.514	1:14.440	20.664	27.066	26.710	77.7	0.9								
6	14:01:29.786	1:15.272	22.086	26.818	26.368	78.5	68.3								
7	14:02:44.748	1:14.962	20.553	27.808	26.601	77.9	0.0								
8	14:03:59.619	1:14.871	20.539	27.486	26.846	77.4									
9	14:05:14.516	1:14.897	21.034	26.864	26.999	75.9	369.2								
10	14:06:29.687	1:15.171	21.755	26.536	26.880	76.3	69.0								
11	14:07:44.943	1:15.256	22.042	26.623	26.591	76.3	69.8								
12	14:09:01.183	1:16.240	20.756	27.971	27.513	77.6									
13	14:10:16.011	1:14.828	20.816	27.273	26.739	77.9	0.0								
14	14:11:32.394	1:16.383	22.262	27.483	26.638	77.3	65.0								
15	14:12:47.174	1:14.780	20.901	27.444	26.435	77.7	107.6								
16	14:14:01.766	1:14.592	20.908	27.238	26.446	77.6									

(61) Ian COCHRANE															
1	13:55:13.718	1:20.866	26.610	27.260	26.996	31.7	65.0								
2	13:56:29.363	1:15.645	21.940	26.894	26.811	75.5	66.8								
3	13:57:45.099	1:15.736	21.893	26.861	26.982	75.3	67.9								
4	13:59:03.284	1:18.185	22.724	28.227	27.234	76.7	67.2								
5	14:00:21.846	1:18.562	22.139	28.807	27.616	76.5	66.8								
6	14:01:38.343	1:16.497	21.945	27.217	27.335	76.8	67.7								
7	14:02:53.696	1:15.858	21.598	26.648	27.107	76.0	67.6								
8	14:04:09.453	1:15.757	20.898	27.917	26.942	75.4									
9	14:05:24.841	1:15.388	20.635	27.600	27.153	75.4	53.8								
10	14:06:41.221	1:16.380	21.049	28.122	27.209	75.7									
11	14:07:57.862	1:16.641	22.452	27.223	26.966	76.3	67.6								
12	14:09:13.744	1:15.882	21.727	26.727	27.428	77.7	67.8								
13	14:10:29.540	1:15.796	21.719	27.088	26.989	75.9	67.6								
14	14:11:45.024	1:15.484	21.855	26.590	27.039	76.3	68.0								
15	14:13:00.862	1:15.838	21.931	26.898	27.009	76.3	68.3								
16	14:14:17.351	1:16.489	21.920	27.161	27.408	75.8	67.8								

Clerk of the Course

Sig : Time :
Chief Timekeeper : Ian Sharp (SMART Timing)

Results available at www.smart-timing.co.uk and www.speed

Printed: 18/04/2026 14:16:05



Orbits



KMSC/SMRC Race meeting - AC

Sorted on Laps

Scottish Modsports Race Championship

Knockhill AC 1.271 miles

Race 3 - 1st Race

18/04/2026 14:25

Race (12:00 and 1 Laps) started at 14:26:15

Pos	No.	Name	Make/Model	CC	Class	Laps	Total Tm	Diff	Best Tm	In Lap	2nd Best
1	9	Ron CUMMING	Nemesis Kit Car	2200	A2	14	12:48.075		53.417	2	53.469
2	1	Adam MORRISON	Mini Cooper S	2000	D	14	13:18.973	30.898	55.822	11	55.828
3	10	Mark THOMSON	Radical SR10 XXR	2261	A1	14	13:28.538	40.463	54.532	14	55.899
4	55	Fiona KINDNESS	Subaru Impreza Typ	2350	B	14	13:38.574	50.499	55.994	7	56.352
5	26	Michael BARRON	Honda Civic	2400	D	14	13:40.343	52.268	57.204	14	57.587
6	21	Louise STRACHAN	Mini Cooper S	1600S	D	13	13:27.057	1 Lap	59.207	12	59.523
7	333	Iain BLACKLEY	Ford Puma	1679T	E	13	13:27.243	1 Lap	1:00.250	2	1:00.663
8	221	James STRACHAN	Ford Fiesta	2000	D	13	13:32.157	1 Lap	1:00.437	5	1:00.841
9	63	Stuart THOMSON	Seat Leon Cupra	2000	E	13	13:44.879	1 Lap	1:01.600	7	1:01.630
10	91	Craig HOUSTON	Lotus Eclat	2948	D	13	13:45.403	1 Lap	1:01.090	12	1:01.874
11	14	Michael IMRIE	Mini R50 Cooper	1600	G	12	13:07.825	2 Laps	1:03.435	8	1:03.891
12	11	Ally CHALMERS	Mini Cooper	1600	G	11	13:16.726	3 Laps	1:09.563	11	1:10.105
Not classified											
DNF	78	David HEADEN	Caterham R400	2300	A2	9	8:38.829	DNF	55.134	9	55.516
DNF	155	Adam KINDNESS	Mini Cooper S R53	1600S	D	3	3:11.543	DNF	58.607	3	58.800
DNF	96	Murray DOUGLAS	Mini Cooper S	1600S	C	1	1:19.009	DNF	1:06.734	1	
DNS	23	Andrew COWIE	Subaru Impreza	2100	E			DNS		0	
DNS	69	Andrew PATERSON	BMW 318iS	1923	E			DNS		0	

Announcements

- New Track Record (55.994) for KMSC Modsports B by Fiona KINDNESS.
- New Track Record (1:00.250) for KMSC Modsports E by Iain BLACKLEY.
- New Track Record (1:03.435) for KMSC Modsports G by Michael IMRIE.
- New Track Record (53.417) for KMSC Modsports A2 by Ron CUMMING.
- New Track Record (55.822) for KMSC Modsports D by Adam MORRISON.
- Car No.55 - Racetime includes 10 second time penalty - False Start
- Chequered Flag shown early - Result declared

Margin of Victory	Avg. Speed	Best Lap Tm	Best Speed	Best Lap by
30.898	83.421	53.417	85.678	9 - Ron CUMMING

Clerk of the Course

Sig : Time :
 Chief Timekeeper : Ian Sharp (SMART Timing)
 Results available at www.smart-timing.co.uk and www.speec



Orbits



KMSC/SMRC Race meeting - AC

Scottish Modsports Race Championship

Knockhill AC 1.271 miles

Race 3 - 1st Race

18/04/2026 14:25

Race (12:00 and 1 Laps) started at 14:26:15

Lap	Time of Day	Lap Tm	S1	S2	S3	SFSpd	S1Spd
7	14:33:46.028	1:01.874	17.857	22.972	21.045	110.9	96.0
8	14:34:50.968	1:04.940	19.892	24.101	20.947	113.2	91.2
9	14:35:53.159	1:02.191	18.234	23.401	20.556	111.5	95.6
10	14:36:55.527	1:02.368	17.999	23.582	20.787	114.3	95.2
11	14:37:57.491	1:01.964	17.947	23.355	20.662	114.7	94.4
12	14:38:58.581	1:01.090	17.780	22.913	20.397	114.7	96.4
13	14:40:00.777	1:02.196	18.409	23.215	20.572	116.5	96.1

(14) Michael IMRIE

1	14:27:33.843	1:06.964	19.886	25.087	21.991	75.3	82.1
2	14:28:38.661	1:04.818	19.089	23.586	22.143	96.4	78.8
3	14:29:43.075	1:04.414	19.071	23.411	21.932	94.0	81.3
4	14:30:47.234	1:04.159	17.934	24.140	22.085	95.1	
5	14:31:51.125	1:03.891	18.691	23.300	21.900	94.9	81.9
6	14:32:55.439	1:04.314	18.789	23.173	22.352	94.0	82.1
7	14:34:00.500	1:05.061	18.815	24.349	21.897	94.4	82.5
8	14:35:03.935	1:03.435	18.428	22.913	22.094	95.1	83.0
9	14:36:09.248	1:05.313	19.089	23.774	22.450	94.1	83.3
10	14:37:13.235	1:03.987	17.805	24.303	21.879	94.3	
11	14:38:18.502	1:05.267	19.187	23.946	22.134	94.3	82.7
12	14:39:23.199	1:04.697	18.958	23.761	21.978	93.7	81.5

(11) Ally CHALMERS

1	14:27:42.755	1:10.994					
2	14:28:53.081	1:10.326					
3	14:30:07.933	1:14.852					
4	14:31:19.898	1:11.965					
5	14:32:30.003	1:10.105					
6	14:33:41.330	1:11.327					
7	14:34:50.983	1:09.653					
8	14:36:01.499	1:10.516					
9	14:37:11.768	1:10.269					
10	14:38:22.537	1:10.769					
11	14:39:32.100	1:09.563					

(78) David HEADEN

1	14:27:22.940	58.841	17.481	22.105	19.255	85.8	
2	14:28:20.619	57.679	16.579	21.815	19.285	124.7	100.6
3	14:29:17.329	56.710	15.808	21.894	19.008	125.9	
4	14:30:13.832	56.503	15.885	22.116	18.502	127.3	108.1
5	14:31:10.772	56.940	15.858	21.652	19.430	129.8	
6	14:32:06.288	55.516	15.513	21.222	18.781	126.1	
7	14:33:02.064	55.776	15.494	21.686	18.596	128.6	
8	14:33:59.069	57.005	15.534	22.177	19.294	129.1	
9	14:34:54.203	55.134	15.684	20.709	18.741	126.1	

(155) Adam KINDNESS

1	14:27:29.510	1:05.772	19.718	22.080	23.974	62.6	93.5
2	14:28:28.310	58.800	17.640	21.633	19.527	109.5	93.6
3	14:29:26.917	58.607	17.416	21.401	19.790	113.4	94.5

(96) Murray DOUGLAS

1	14:27:34.383	1:06.734	19.787	25.379	21.568	84.7	84.9
---	--------------	-----------------	--------	---------------	---------------	------	-------------

Clerk of the Course

Sig : Time :
 Chief Timekeeper : Ian Sharp (SMART Timing)
 Results available at www.smart-timing.co.uk and www.speed
 Printed: 18/04/2026 14:44:09





KMSC/SMRC Race meeting - AC

Lapchart

Scottish Modsports Race Championship

Knockhill AC 1.271 miles

Race 3 - 1st Race

18/04/2026 14:25

Race (12:00 and 1 Laps) started at 14:26:15



Competitors	Laps														
	0	1	2	3	4	5	6	7	8	9	10	11	12	13	14
Ron CUMMING (9)	1	9	9	9	9	9	9	9	9	9	9	9	9	9	9
Michael BARRON (26)	2	26	26	1	1	1	1	1	1	1	1	1	1	1	1
Adam MORRISON (1)	3	1	1	26	26	55	55	55	55	55	78	55	55	55	10
Fiona KINDNESS (55)	4	55	55	55	55	26	78	78	78	78	55	10	10	10	55
Adam KINDNESS (155)	5	155	78	78	78	78	26	26	26	26	26	26	26	26	26
Iain BLACKLEY (333)	6	333	10	10	10	10	10	10	10	10	10	333	333	333	21
James STRACHAN (221)	7	221	333	333	155	333	333	333	333	333	333	221	21	21	333
David HEADEN (78)	8	78	221	155	333	221	221	221	221	221	221	21	221	221	221
Mark THOMSON (10)	9	10	155	221	221	21	21	21	21	21	21	63	63	63	63
Craig HOUSTON (91)	10	91	91	91	91	91	91	91	91	63	63	91	91	91	91
Stuart THOMSON (63)	11	63	63	21	21	63	63	63	63	91	91	14	14	14	
Louise STRACHAN (21)	12	21	21	63	63	14	14	14	14	14	14	11	11		
Michael IMRIE (14)	13	14	14	14	14	11	11	11	11	11	11				
Murray DOUGLAS (96)	14	96	96	11	11										
Ally CHALMERS (11)	15	11	11												
-	16														
-	17														

Clerk of the Course

Sig : Time :
 Chief Timekeeper : Ian Sharp (SMART Timing)
 Results available at www.smart-timing.co.uk and www.speed





KMSC/SMRC Race meeting - AC

Scottish Modsports Race Championship

Knockhill AC 1.271 miles

Race 6 - 2nd Race

19/04/2026 10:20

Race (12:00 and 1 Laps)



1 x 1 Grid format

POLE POSITION

1	1 9 Ron CUMMING
2	3 10 Mark THOMSON
3	5 26 Michael BARRON
4	7 333 Iain BLACKLEY
5	9 63 Stuart THOMSON
6	11 14 Michael IMRIE
7	13 78 David HEADEN
8	15 96 Murray DOUGLAS
9	17 69 Andrew PATERSON

2	1 Adam MORRISON
4	55 Fiona KINDNESS
6	21 Louise STRACHAN
8	221 James STRACHAN
10	91 Craig HOUSTON
12	11 Ally CHALMERS
14	155 Adam KINDNESS
16	23 Andrew COWIE

Clerk of the Course

Sig : Time :
Chief Timekeeper : Ian Sharp (SMART Timing)
Results available at www.smart-timing.co.uk and www.speed

Printed: 18/04/2026 14:45:04



RACE WITH RESPECT



Orbits

**KMSC/SMRC Race meeting - AC****Sorted on Laps**

DDMC Northern Saloons & Sports Car Championship

Knockhill AC 1.271 miles

Race 4 - 1st Race - 2nd Re-Start

18/04/2026 15:00

Race (7:00 and 1 Laps) started at 15:41:47

Pos	No.	Name	Make/Model	CC	Class	Laps	Total Tm	Diff	Best Tm	In Lap	2nd Best
1	54	Andrew MORRISON	Seat Cupra TCR	1998T	A1	9	8:31.315		54.051	7	54.891
2	76	Colin SIMPSON	Marcos Mantis	5000	A1	9	8:37.722	6.407	54.415	3	55.066
3	12	Scott HUBEL	Peugeot 205 T16	2000	A2	9	8:42.250	10.935	56.615	4	56.656
4	18	Damien MCKAY	Westfield FW	999	E	9	8:45.246	13.931	56.617	6	56.743
5	49	Mike WILLIAMSON	Mitsubishi EVO4	2000T	B	9	8:47.613	16.298	56.652	2	56.724
6	13	Alex PRENTICE	VW Golf Gti	1994T	B	9	8:59.781	28.466	58.085	2	58.132
7	312	David TODD	Subaru Impreza	1998T	B	9	9:00.806	29.491	58.327	4	58.350
8	27	Chris SPARKS	Honda Civic Type R	1998	C	9	9:13.474	42.159	59.569	3	59.969
9	87	Stephen KELL	Ford Sierra XR4x4	1993T	B	9	9:22.249	50.934	1:00.286	3	1:00.986
10	31	Gary BOWERS	Renault Clio	2000	C	9	9:22.903	51.588	1:00.465	4	1:00.553
11	33	Simon BAKER	Ford Fiesta XR2	1600	D	8	9:08.797	1 Lap	1:05.920	3	1:06.269
12	29	Bailey KING	Audi TT	2000T	B	7	8:35.173	2 Laps	1:09.050	3	1:09.635
13	25	John ARMSTRONG	Porsche 924S	3000	B	7	8:36.778	2 Laps	1:10.056	7	1:10.616

Not classified

DNS	1	Stevie McNAB	Honda Civic Type R	1998	C			DNS		0	
DNS	78	David HEADEN	Caterham R400	2300	A1			DNS		0	
DNS	77	Chris REECE	BMW 135M	2979T	B			DNS		0	
DNS	123	Stephen REECE	Lotus Elise S2 111R	1800	C			DNS		0	

Announcements

RED FLAG after Leader completed 1 Lap - Race re-started on original Grid over 15 Minutes + 1 Lap

Car No's 77 & 123 - Did not take Re-Start

RED FLAG after Leader completed 3 Laps - Race re-started on new Grid over 7 Minutes + 1 Lap

Car No's 1 & 78 - Did not take Re-Start

New Track Record (56.652) for NSSC Sports/Sal. (B) by Mike WILLIAMSON.

New Track Record (56.617) for NSSC Sports/Sal. (E) by Damien MCKAY.

Margin of Victory	Avg. Speed	Best Lap Tm	Best Speed	Best Lap by
6.407	80.557	54.051	84.673	54 - Andrew MORRISON

Clerk of the Course

Sig : Time :
 Chief Timekeeper : Ian Sharp (SMART Timing)

Results available at www.smart-timing.co.uk and www.specc

Printed: 18/04/2026 15:52:16



Orbits



MSC/SMRC Race meeting - AC

Lapchart

DDMC Northern Saloons & Sports Car Championship

Knockhill AC 1.271 miles

Race 4 - 1st Race - 2nd Re-Start

18/04/2026 15:00

Race (7:00 and 1 Laps) started at 15:41:47



Competitors	Laps									
	0	1	2	3	4	5	6	7	8	9
Scott HUBEL (12)	1	12	12	12	12	54	54	54	54	54
Mike WILLIAMSON (49)	2	49	49	49	49	76	76	76	76	76
Andrew MORRISON (54)	3	54	54	54	54	12	12	12	12	12
David TODD (312)	4	312	18	76	76	49	49	49	18	18
Damien McKAY (18)	5	18	76	18	18	18	18	49	49	49
Chris SPARKS (27)	6	27	312	13	13	13	13	13	13	13
Colin SIMPSON (76)	7	76	13	312	312	312	312	312	312	312
Stephen KELL (87)	8	87	27	27	27	27	27	27	27	27
Alex PRENTICE (13)	9	13	87	87	87	87	87	87	87	87
Gary BOWERS (31)	10	31	31	31	31	31	31	31	31	31
Bailey KING (29)	11	29	33	33	33	33	33	33	33	33
Simon BAKER (33)	12	33	29	29	29	29	29	29	29	29
John ARMSTRONG (25)	13	25	25	25	25	25	25	25	25	25
-	14									
-	15									
-	16									
-	17									

Clerk of the Course

Sig : Time :
Chief Timekeeper : Ian Sharp (SMART Timing)

Results available at www.smart-timing.co.uk and www.speed

Printed: 18/04/2026 15:53:19



RACE WITH RESPECT



Orbits

KMSC/SMRC Race meeting - AC

Sorted on Laps

Scottish Legends Cars Championship

Knockhill AC 1.271 miles

Race 5 - Final 1 - Re-Start

18/04/2026 15:25

Race (12 Laps) started at 16:20:17

Pos	No.	Name	Make/Model	CC	Class	Laps	Total Tm	Diff	Best Tm	In Lap	2nd Best
1	97	Jamie BLAKE	Legend Coupe	890	SC	12	18:04.783		59.675	8	59.915
2	68	Nick BRIDGEMAN	Legend 34 Coupe	1250	SC	12	18:05.944	1.161	1:00.257	8	1:00.681
3	1	Ben MASON	Ford Coupe	847	SC	12	18:07.101	2.318	59.856	8	59.894
4	77	Michael WEDDELL	Legend Coupe	890	SC	12	18:09.334	4.551	59.291	7	1:00.823
5	555	Ewan ROBERTSON	Legend Coupe	900	SC	12	18:09.589	4.806	1:01.074	7	1:01.132
6	6	Gary ATKINSON	Ford Coupe	890	SC	12	18:10.194	5.411	1:00.083	7	1:01.024
7	24	Matthew PAPE	Legend 34 Coupe	950	SC	12	18:11.527	6.744	1:00.304	7	1:01.498
8	85	Mark BEATY	Legend 34 Coupe	890	SC	12	18:12.066	7.283	1:01.043	2	1:01.328
9	9	Colin ATKINSON	Ford Coupe	899	SC	12	18:12.721	7.938	1:01.506	2	1:01.883
10	13	Scott SMITH	Legends Sedan	1250	KC	12	18:13.471	8.688	1:00.894	2	1:00.950
11	14	Daniel CLARK	Legend Coupe	890	SC	12	18:13.698	8.915	59.963	3	1:00.424
12	305	Carlos PEREZ	Ford Coupe	890	SC	12	18:14.261	9.478	59.990	7	1:00.074
13	51	Murray SCOTT	Legend Coupe	950	SC	12	18:15.096	10.313	59.499	7	1:00.178
14	7	Christopher WALLACE	Ford Coupe	1250	KC	12	18:15.207	10.424	1:01.885	7	1:02.236
15	55	Stuart McANDREW	Legend Coupe	1250	SC	12	18:16.519	11.736	1:00.520	7	1:01.413
16	94	Angus SCRIVENER	Legend 34 Coupe	899	SCR	12	18:17.182	12.399	1:00.444	7	1:01.350
17	17	Ronald WILKINSON	Legend Coupe	1250	SC	12	18:17.346	12.563	1:02.551	7	1:02.720
18	48	Declan BURKE	Legend Coupe	1250	SC	12	18:18.787	14.004	1:01.383	7	1:01.880
19	27	Grant HUNTER	Legend Coupe	890	SC	12	18:19.178	14.395	1:01.314	7	1:01.568
20	733	Keith ATKINSON	Legend Coupe	1250	SC	12	18:21.563	16.780	1:01.708	7	1:03.995
21	12	Colin REID	Ford Coupe	890	KCR	12	18:22.897	18.114	1:00.654	7	1:02.561
22	95	Maxim POPELYUSHKO	Legend Coupe	847	SC	12	18:23.467	18.684	1:00.454	7	1:01.449
23	15	Elby CLARK	Legend Coupe	890	SC	12	18:23.735	18.952	1:00.875	7	1:03.910
24	236	Darryl LAWS	Legend Coupe	890	SC	12	18:24.688	19.905	1:01.693	7	1:04.048
25	43	Aiden McANDREW-DOWEN	Legend 37 Sedan	1250	LT	12	18:27.285	22.502	1:02.691	3	1:02.992
26	44	Harry IRVINE	Legend 37 Sedan	1250	KCR LT	12	18:28.373	23.590	1:03.038	7	1:03.196
27	66	Alastair CALDERWOOD	Legend Sedan	900	SC	12	18:30.071	25.288	1:05.160	7	1:07.122
28	5	Richard DUNBAR	Ford Coupe	1250	KCR	12	18:30.319	25.536	1:07.316	2	1:07.556

Not classified

DNF	22	Chris DEWEY	Legend Coupe	1250	SC	8	10:46.584	DNF	1:01.002	5	1:05.236
DNF	127	Phil ROWLANDS	Legend Coupe	890	SC	7	9:32.814	DNF	1:00.898	3	1:01.446
DNF	333	Bill READ	Legend Coupe	890	SC	2	2:15.789	DNF	1:05.657	2	1:06.651
DNF	86	Jon CRITCHLOW	Legend Coupe	1250	SC	1	1:11.303	DNF	1:06.834	1	
DNS	35	Neil SHENTON	Legend 34 Coupe	890	SC			DNS		0	
DNS	2	David ALLAN	34 Coupe	890	SC			DNS		0	

Announcements

Car No.22 - No working transponder - Please fix before next run

Race distance increased to 11 Laps - 1 Lap completed behind the Safety Car

Race distance increased to 12 Laps - 1 Lap completed behind the Safety Car

Margin of Victory	Avg. Speed	Best Lap Tm	Best Speed	Best Lap by
1.161	50.628	59.291	77.190	77 - Michael WEDDELL

Clerk of the Course

Sig : Time :
Chief Timekeeper : Ian Sharp (SMART Timing)

Results available at www.smart-timing.co.uk and www.specc

Printed: 18/04/2026 16:40:32



Orbits



KMSC/SMRC Race meeting - AC

Scottish Legends Cars Championship

Knockhill AC 1.271 miles

Race 5 - Final 1 - Re-Start

18/04/2026 15:25

Race (12 Laps) started at 16:20:17

Table with 8 columns: Lap, Time of Day, Lap Tm, S1, S2, S3, SFSpd, S1Spd. Contains race data for 12 laps.

Table with 8 columns: Lap, Time of Day, Lap Tm, S1, S2, S3, SFSpd, S1Spd. Contains race data for 12 laps.

(15) Elby CLARK

Table with 8 columns: Lap, Time of Day, Lap Tm, S1, S2, S3, SFSpd, S1Spd. Contains race data for 12 laps.

(5) Richard DUNBAR

Table with 8 columns: Lap, Time of Day, Lap Tm, S1, S2, S3, SFSpd, S1Spd. Contains race data for 12 laps.

(22) Chris DEWEY

Table with 8 columns: Lap, Time of Day, Lap Tm, S1, S2, S3, SFSpd, S1Spd. Contains race data for 8 laps.

(236) Darryl LAWS

Table with 8 columns: Lap, Time of Day, Lap Tm, S1, S2, S3, SFSpd, S1Spd. Contains race data for 12 laps.

(127) Phil ROWLANDS

Table with 8 columns: Lap, Time of Day, Lap Tm, S1, S2, S3, SFSpd, S1Spd. Contains race data for 7 laps.

(43) Aiden McANDREW-DOWEN

Table with 8 columns: Lap, Time of Day, Lap Tm, S1, S2, S3, SFSpd, S1Spd. Contains race data for 12 laps.

(333) Bill READ

Table with 8 columns: Lap, Time of Day, Lap Tm, S1, S2, S3, SFSpd, S1Spd. Contains race data for 2 laps.

(86) Jon CRITCHLOW

Table with 8 columns: Lap, Time of Day, Lap Tm, S1, S2, S3, SFSpd, S1Spd. Contains race data for 1 lap.

(44) Harry IRVINE

Table with 8 columns: Lap, Time of Day, Lap Tm, S1, S2, S3, SFSpd, S1Spd. Contains race data for 12 laps.

(66) Alastair CALDERWOOD

Table with 8 columns: Lap, Time of Day, Lap Tm, S1, S2, S3, SFSpd, S1Spd. Contains race data for 4 laps.

Clerk of the Course

Sig : Time : Chief Timekeeper : Ian Sharp (SMART Timing)

Results available at www.smart-timing.co.uk and www.speed

Printed: 18/04/2026 16:42:54



Orbits



KMSC/SMRC Race meeting - AC

Lapchart

Scottish Legends Cars Championship

Knockhill AC 1.271 miles

Race 5 - Final 1 - Re-Start

18/04/2026 15:25

Race (12 Laps) started at 16:20:17



Competitors	Laps												
	0	1	2	3	4	5	6	7	8	9	10	11	12
Christopher WALLACE (7)	1	7	127	127	127	127	127	127	97	97	97	97	97
Ronald WILKINSON (17)	2	17	13	13	13	13	13	13	68	68	68	68	68
Phil ROWLANDS (127)	3	127	7	68	68	68	68	68	127	13	555	1	1
Scott SMITH (13)	4	13	733	7	97	97	97	97	13	555	1	77	77
Keith ATKINSON (733)	5	733	17	17	7	555	555	555	555	1	13	555	555
Bill READ (333)	6	333	68	555	555	7	7	7	6	77	77	6	6
Nick BRIDGEMAN (68)	7	68	555	97	17	17	17	17	1	6	6	24	24
Elby CLARK (15)	8	15	333	733	9	6	6	6	77	24	24	85	85
Ewan ROBERTSON (555)	9	555	9	9	6	1	1	1	7	85	85	9	9
Jon CRITCHLOW (86)	10	86	97	6	85	9	9	9	24	9	9	13	13
Stuart McANDREW (55)	11	55	6	85	1	77	77	77	17	14	14	14	14
Colin ATKINSON (9)	12	9	86	1	77	85	85	85	85	7	7	305	305
Declan BURKE (48)	13	48	85	77	24	24	24	24	9	305	305	51	51
Gary ATKINSON (6)	14	6	77	24	14	14	14	14	14	51	51	7	7
Jamie BLAKE (97)	15	97	1	333	733	305	305	305	305	17	17	55	55
Carlos PEREZ (305)	16	305	24	14	305	733	733	733	51	55	55	17	17
Murray SCOTT (51)	17	51	55	55	55	51	51	51	55	94	94	94	17
Matthew PAPE (24)	18	24	48	305	51	55	55	55	733	733	733	48	48
Daniel CLARK (14)	19	14	14	48	94	94	94	94	94	48	48	27	27
Mark BEATY (85)	20	85	305	12	48	48	48	48	48	27	27	733	733
Michael WEDDELL (77)	21	77	15	51	27	27	27	27	27	95	95	95	12
Ben MASON (1)	22	1	51	94	12	12	12	12	12	12	12	12	95
Richard DUNBAR (5)	23	5	12	15	95	95	95	95	95	15	15	15	15
Darryl LAWS (236)	24	236	236	27	15	15	15	15	15	236	236	236	236
Colin REID (12)	25	12	94	236	236	43	43	43	236	43	43	43	43
Harry IRVINE (44)	26	44	27	95	43	236	236	236	43	44	44	44	44
Alastair CALDERWOOD (66)	27	66	5	43	44	44	44	44	44	66	66	66	66
Aiden McANDREW-DOWEN (43)	28	43	66	5	5	5	5	5	66	5	5	5	5
Angus SCRIVENER (94)	29	94	43	66	66	66	66	66	5				
Grant HUNTER (27)	30	27	95	44	22	22	22	22					
Maxim POPELYUSHKO (95)	31	95	44	22									
Chris DEWEY (22)	32	22	22										
-	33												
-	34												

Clerk of the Course

Sig : Time :
 Chief Timekeeper : Ian Sharp (SMART Timing)
 Results available at www.smart-timing.co.uk and www.speed



Orbits

Scottish Legends Championship



Pos	Car No.	Name	Class	Round 1		Round 2		Round 3		Round 4		Round 5		Round 6		Round 7		Round 8		Round 9		Round 10		Round 11		Round 12		Round 13		Round 14		Round 15		Total	Diff	Gap	1st Place	2nd Place	3rd Place
				1st	2nd	1st	2nd	1st	2nd	1st	2nd	1st	2nd	1st	2nd	1st	2nd	1st	2nd	1st	2nd	1st	2nd	1st	2nd	1st	2nd	1st	2nd	1st	2nd	1st	2nd						
1	4	Ben MASON		150	185	170	505	0	0	0	0	0	0	0	0	0	0	0	0	0	0	0	0	0	0	0	0	0	0	0	0	0	505			1	1	1	
2	77	Michael WEDDELL		120	250	180	480	0	0	0	0	0	0	0	0	0	0	0	0	0	0	0	0	0	0	0	0	0	0	0	0	0	480	-25	25	1			
3	85	Mark BEATY		185	150	150	485	0	0	0	0	0	0	0	0	0	0	0	0	0	0	0	0	0	0	0	0	0	0	0	0	0	485	-35	65	1			
4	24	Mathew PAPE		140	180	130	450	0	0	0	0	0	0	0	0	0	0	0	0	0	0	0	0	0	0	0	0	0	0	0	0	0	450	-5	65	1			
5	97	Jamie BLAKE		130	140	200	470	0	0	0	0	0	0	0	0	0	0	0	0	0	0	0	0	0	0	0	0	0	0	0	0	0	470	-20	85	1			
6	14	Dennis CLARK		110	130	90	330	0	0	0	0	0	0	0	0	0	0	0	0	0	0	0	0	0	0	0	0	0	0	0	0	0	330	-60	115				
7	6	Gary ATKINSON		70	130	140	340	0	0	0	0	0	0	0	0	0	0	0	0	0	0	0	0	0	0	0	0	0	0	0	0	0	340	-20	165				
8	61	Murray SCOTT		85	155	70	310	0	0	0	0	0	0	0	0	0	0	0	0	0	0	0	0	0	0	0	0	0	0	0	0	0	310	-40	205				
9	305	Carlos PEREZ		100	110	80	290	0	0	0	0	0	0	0	0	0	0	0	0	0	0	0	0	0	0	0	0	0	0	0	0	0	290	-10	215				
10	9	Colin ATKINSON		50	100	110	260	0	0	0	0	0	0	0	0	0	0	0	0	0	0	0	0	0	0	0	0	0	0	0	0	0	260	-30	245				
11	2	Dennis ALAN		100	70	110	280	0	0	0	0	0	0	0	0	0	0	0	0	0	0	0	0	0	0	0	0	0	0	0	0	0	280	-20	295				
12	95	Maxim POPELYUSHKO		200	10	10	220	0	0	0	0	0	0	0	0	0	0	0	0	0	0	0	0	0	0	0	0	0	0	0	0	0	220	-20	295	1			
13	35	Neil SHENTON		90	120	110	320	0	0	0	0	0	0	0	0	0	0	0	0	0	0	0	0	0	0	0	0	0	0	0	0	0	320	-10	295				
14	69	Neck BROGEMAN		10	10	185	295	0	0	0	0	0	0	0	0	0	0	0	0	0	0	0	0	0	0	0	0	0	0	0	0	0	210	-10	295			1	
15	27	Grant HUNTER		160	30	10	200	0	0	0	0	0	0	0	0	0	0	0	0	0	0	0	0	0	0	0	0	0	0	0	0	0	200	-5	305				
16	655	Ewan ROBERTSON		35	10	150	190	0	0	0	0	0	0	0	0	0	0	0	0	0	0	0	0	0	0	0	0	0	0	0	0	0	190	-10	315				
17	49	Declan BURKE		60	60	20	140	0	0	0	0	0	0	0	0	0	0	0	0	0	0	0	0	0	0	0	0	0	0	0	0	0	140	-60	365				
18	13	Scott SMITH	KC	5	10	100	115	0	0	0	0	0	0	0	0	0	0	0	0	0	0	0	0	0	0	0	0	0	0	0	0	0	115	-25	390				
19	95	Shawn MacANDREW		20	60	50	130	0	0	0	0	0	0	0	0	0	0	0	0	0	0	0	0	0	0	0	0	0	0	0	0	0	110	-5	395				
20	86	Jon CRITCHLOW		10	80	5	95	0	0	0	0	0	0	0	0	0	0	0	0	0	0	0	0	0	0	0	0	0	0	0	0	0	95	-15	410				
21	94	Angus SCHWENER	R	40	10	40	90	0	0	0	0	0	0	0	0	0	0	0	0	0	0	0	0	0	0	0	0	0	0	0	0	0	90	-15	415				
22	7	Chris WALLACE	KC	10	5	40	55	0	0	0	0	0	0	0	0	0	0	0	0	0	0	0	0	0	0	0	0	0	0	0	0	0	75	-15	430				
23	22	Chris DEWEY		10	60	5	65	0	0	0	0	0	0	0	0	0	0	0	0	0	0	0	0	0	0	0	0	0	0	0	0	0	65	-10	440				
24	17	Ronald WILKINSON		5	30	30	65	0	0	0	0	0	0	0	0	0	0	0	0	0	0	0	0	0	0	0	0	0	0	0	0	0	45	-20	460				
25	15	Elby CLARK		10	20	10	40	0	0	0	0	0	0	0	0	0	0	0	0	0	0	0	0	0	0	0	0	0	0	0	0	0	40	-0	465				
26	733	Keith ATKINSON		10	10	10	30	0	0	0	0	0	0	0	0	0	0	0	0	0	0	0	0	0	0	0	0	0	0	0	0	0	30	-10	475				
26	43	Alex MacANDREW-DOWEN	T	10	10	10	30	0	0	0	0	0	0	0	0	0	0	0	0	0	0	0	0	0	0	0	0	0	0	0	0	0	30	-0	475				
26	236	Darryl LAWS		10	10	10	30	0	0	0	0	0	0	0	0	0	0	0	0	0	0	0	0	0	0	0	0	0	0	0	0	0	30	-0	475				
26	5	Richard DUNBAR	KCR	10	10	10	30	0	0	0	0	0	0	0	0	0	0	0	0	0	0	0	0	0	0	0	0	0	0	0	0	0	30	-0	475				
26	44	Henry BROWN	KCR	10	10	10	30	0	0	0	0	0	0	0	0	0	0	0	0	0	0	0	0	0	0	0	0	0	0	0	0	0	30	-0	475				
26	66	Alastair CALDERWOOD		10	10	10	30	0	0	0	0	0	0	0	0	0	0	0	0	0	0	0	0	0	0	0	0	0	0	0	0	0	30	-0	475				
26	13	Colin BRID	KCR	10	10	10	30	0	0	0	0	0	0	0	0	0	0	0	0	0	0	0	0	0	0	0	0	0	0	0	0	0	30	-0	475				
33	333	Bill READ		10	10	5	25	0	0	0	0	0	0	0	0	0	0	0	0	0	0	0	0	0	0	0	0	0	0	0	0	0	25	-5	480				
34	127	Phil ROWLANDS		5	10	5	20	0	0	0	0	0	0	0	0	0	0	0	0	0	0	0	0	0	0	0	0	0	0	0	0	0	20	-5	485				

KMSC Legends Cup



Pos	Car No.	Name	Class	Total	Diff	Gap
1	12	Colin REID	R	555		
2	44	Harry IRVINE	R	515	-40	-40
3	5	Richard DUNBAR	R	470	-45	-85
4	13	Scott SMITH		405	-65	-150
5	7	Chris WALLACE		360	-45	-195

1st Place	2nd Place	3rd Place
1	1	1
	1	1
2		
	1	1

KMSC Legends Cup



Pos	Car No.	Name	Class	Round 1 18th April Knockhill AC			Round 2 19th April Knockhill AC			Round 3 16th May Knockhill			Round 4 17th May Knockhill			Round 5 11th July Knockhill			Round 6 12th July Knockhill			Round 7 22nd August Croft			Round 8 23rd August Croft			Round 9 12th September Knockhill AC			Round 10 13th September Knockhill AC			Round 11 10th October Knockhill			Round 12 11th October Knockhill			Total	Diff	Gap	1st Place	2nd Place	3rd Place
				H1	H2	F	H1	H2	F	H1	H2	F	H1	H2	F	H1	H2	F	H1	H2	F	H1	H2	F	H1	H2	F	H1	H2	F	H1	H2	F	H1	H2	F									
1	12	Colin REID	R	200	185	170	585	0	0	0	0	0	0	0	0	0	0	0	0	0	0	0	0	0	0	0	0	0	0	0	0	0	0	0	0	0	585			1	1	1			
2	44	Harry IRVINE	R	185	170	160	515	0	0	0	0	0	0	0	0	0	0	0	0	0	0	0	0	0	0	0	0	0	0	0	0	0	0	0	515	-40	-40	1	1	1					
3	5	Richard DUNBAR	R	160	160	150	470	0	0	0	0	0	0	0	0	0	0	0	0	0	0	0	0	0	0	0	0	0	0	0	0	0	0	470	-45	-85									
4	13	Scott SMITH	S	200	200	405		0	0	0	0	0	0	0	0	0	0	0	0	0	0	0	0	0	0	0	0	0	0	0	0	0	0	405	-65	-150									
5	7	Chris WALLACE	S	170	5	185	360	0	0	0	0	0	0	0	0	0	0	0	0	0	0	0	0	0	0	0	0	0	0	0	0	0	0	360	-45	-195									

KMSC/SMRC Race meeting - AC
Sorted on best lap time

Super Lap Scotland

Knockhill AC 1.271 miles

Final 1

18/04/2026 15:45

Practice (15:00 Time) started at 16:47:00

Pos	No.	Name	Make/Model	CC	Class	Laps	Best Tm	Diff	Best Speed	2nd Best
1	92	Michael OSBORNE Snr	Mitsubishi Evo5	1998	P	6	56.594		80.869	56.785
2	155	Adam KINDNESS	Mini R53 Cooper S	1600S	D	13	57.381	0.787	79.760	57.677
3	64	David WALLACE	Honda S2000	2000	E	14	59.638	3.044	76.741	59.659
4	7	Steven ARKLEY	Westfield Megabusa	1440	B RC	11	59.834	3.240	76.490	1:00.882
5	1	David CAPSTICK	Renault Megane R26	2000	F RC	9	1:02.206	5.612	73.573	1:03.077
6	392	Philip TAYLOR	Renault Clio	2000	F	10	1:03.407	6.813	72.179	1:03.581

Clerk of the Course

 Sig : Time :
 Chief Timekeeper : Ian Sharp (SMART Timing)

 Results available at www.smart-timing.co.uk and www.speed

Printed: 18/04/2026 17:06:35


 motor
sport
UK

**RACE
WITH
RESPECT**


Orbits

KMSC/SMRC Race meeting - AC

Super Lap Scotland

Knockhill AC 1.271 miles

Final 1

18/04/2026 15:45

Practice (15:00 Time) started at 16:47:00

Lap	Time of Day	Lap Tm	S1	S2	S3	SFSpd	S1Spd	Lap	Time of Day	Lap Tm	S1	S2	S3	SFSpd	S1Spd
10	16:58:58.324	1:03.407	18.594	23.605	21.208	103.9	88.9								

(92) Michael OSBORNE Snr

1	16:48:51.041	1:31.639	31.070	30.849	29.720	21.6	68.0
2	16:50:09.197	1:18.156	26.258	31.583	20.315	63.2	59.2
3	16:51:05.982	56.785	16.424	21.436	18.925	118.8	107.7
4	16:53:51.546	2:45.564	22.247	29.709	1:53.608	120.9	56.3
5	16:55:06.063	1:14.517	24.938	29.246	20.333	39.3	76.1
6	16:56:02.657	56.594	16.423	21.095	19.076	119.6	107.9

(155) Adam KINDNESS

1	16:48:29.395	1:14.231	22.852	26.550	24.829	25.7	92.8
2	16:49:33.413	1:04.018	17.778	21.625	24.615	110.6	94.5
3	16:50:31.627	58.214	17.108	21.316	19.790	110.0	96.0
4	16:52:02.277	1:30.650	26.494	41.363	22.793	114.3	43.9
5	16:53:00.161	57.884	16.855	21.388	19.641	112.0	96.1
6	16:54:31.437	1:31.276	25.676	44.233	21.367	113.7	
7	16:55:29.114	57.677	16.910	21.273	19.494	112.4	96.3
8	16:56:49.034	1:19.920	21.507	35.294	23.119	113.5	
9	16:57:46.415	57.381	16.831	21.162	19.388	111.8	95.9
10	16:59:16.497	1:30.082	26.221	35.140	28.721	113.5	48.8
11	17:00:33.503	1:17.006	26.878	28.874	21.254	54.7	66.7
12	17:01:39.726	1:06.223	16.848	21.596	27.779	112.6	95.6
13	17:03:06.180	1:26.454	29.348			46.7	51.2

(64) David WALLACE

1	16:48:27.191	1:19.192	25.784	26.814	26.594	26.5	
2	16:49:35.530	1:08.339	21.417	24.773	22.149	88.1	
3	16:50:36.679	1:01.149	17.831	22.637	20.681	106.7	
4	16:51:37.527	1:00.848	17.573	22.434	20.841	107.4	
5	16:52:37.873	1:00.346	17.685	22.153	20.508	107.4	
6	16:53:37.767	59.894	17.426	21.976	20.492	107.5	
7	16:54:37.405	59.638	17.343	21.964	20.331	108.4	
8	16:55:37.064	59.659	17.500	21.858	20.301	109.3	
9	16:56:53.142	1:16.078	17.878	27.530	30.670	109.7	
10	16:58:09.560	1:16.418	24.703	30.019	21.696	67.8	
11	16:59:09.652	1:00.092	17.422	22.265	20.405	108.9	
12	17:00:09.392	59.740	17.546	21.789	20.405	108.2	
13	17:01:31.348	1:21.956	22.740	30.288	28.928	103.9	
14	17:02:57.016	1:25.668	25.134	31.234	29.300	66.8	

(7) Steven ARKLEY

1	16:48:23.253	1:17.643	26.390	27.687	23.566	27.0	80.1
2	16:49:30.051	1:06.798	19.431	25.380	21.987	99.6	92.9
3	16:50:31.056	1:01.005	17.595	22.822	20.588	110.9	104.0
4	16:51:39.220	1:08.164	19.038	24.919	24.207	115.7	90.1
5	16:52:40.571	1:01.351	17.734	23.491	20.126	114.1	101.4
6	16:53:51.883	1:11.312	20.061	29.127	22.124	114.9	68.1
7	16:54:52.765	1:00.882	17.333	23.214	20.335	109.8	101.4
8	16:56:25.938	1:33.173	24.873	35.387	32.913	105.3	47.0
9	16:58:04.554	1:38.616	26.166	38.816	38.634	58.1	58.6
10	16:59:25.506	1:20.952	29.934	29.047	21.971	55.9	67.1
11	17:00:25.340	59.834	16.869	22.834	20.131	114.3	103.1

(1) David CAPSTICK

1	16:48:43.052	1:32.906	27.705	32.722	32.479	27.9	58.7
2	16:49:58.440	1:15.388	23.293	29.246	22.849	65.2	69.5
3	16:51:02.980	1:04.540	19.159	23.795	21.586	103.6	88.0
4	16:52:06.284	1:03.304	18.599	23.147	21.558	105.8	88.6
5	16:53:08.490	1:02.206	18.150	22.798	21.258	106.4	89.4
6	16:54:48.619	1:40.129	24.505	39.415	36.209	106.0	44.2
7	16:56:21.634	1:33.015	32.249	37.474	23.292	49.1	34.8
8	16:57:24.711	1:03.077	18.256	23.230	21.591	105.2	89.0
9	16:58:28.034	1:03.323	18.249	23.178	21.896	104.4	89.0

(392) Philip TAYLOR

1	16:48:32.172	1:20.072	26.715	28.237	25.120	30.4	68.3
2	16:49:38.688	1:06.516	19.447	24.997	22.072	99.7	89.0
3	16:50:43.821	1:05.133	19.082	24.507	21.544	102.3	87.0
4	16:51:48.845	1:05.024	18.063	25.315	21.646	102.1	776.9
5	16:52:53.899	1:05.054	18.681	24.645	21.728	102.8	88.5
6	16:53:58.998	1:05.099	18.946	24.387	21.766	103.2	89.1
7	16:55:24.365	1:25.367	23.726	32.529	29.112	102.1	64.3
8	16:56:51.336	1:26.971	26.062	36.486	24.423	76.2	64.0
9	16:57:54.917	1:03.581	18.592	23.589	21.400	103.4	89.0

Clerk of the Course

 Sig : Time :
 Chief Timekeeper : Ian Sharp (SMART Timing)
 Results available at www.smart-timing.co.uk and www.speed

 motor sport
UK

RACE WITH RESPECT



Orbits



Super Lap Scotland - King of the Hill - PROVISIONAL

Pos	Car No.	Name	Class	Round 1			Round 2			Round 3			Round 4			Round 5			Round 6			Total points	Diff	Gap
				Q	F	Total	Q	F	Total	Q	F	Total	Q	F	Total	Q	F	Total	Q	F	Total			
1=	7	Steen ARKLEY	B	12	22	34			0			0			0			0			0	34		
1=	64	David WALLACE	E	12	22	34			0			0			0			0			0	34	0	0
1=	92	Michael OSBORNE (Snr)	Pro	12	22	34			0			0			0			0			0	34	0	0
1=	155	Adam KINDNESS	D	12	22	34			0			0			0			0			0	34	0	0
1=	1	David CAPSTICK	F	12	22	34			0			0			0			0			0	34	0	0
6	392	Philip TAYLOR	F	10	17	27			0			0			0			0			0	27	-7	-7
7	23	Andrew COWIE	E	10		10			0			0			0			0			0	10	-17	-24

1st Place in Class	2nd Place in Class	3rd Place in Class
2		
2		
2		
2		
	2	
	1	



Bulletin No. _____

KMSC/SMRC Race meeting - AC**Sorted on best lap time**

Scottish Fiesta ST Cup

Knockhill AC 1.271 miles

Paid Practice 3

18/04/2026 16:05

Practice (20:00 Time) started at 17:05:56

Pos	No.	Name	Make/Model	CC	Class	Laps	Best Tm	Diff	Best Speed	2nd Best
1	21	Kieren PREEDY	Ford Fiesta ST	2000	ST	19	1:01.852		73.994	1:01.868
2	35	Andrew MACKIE	Ford Fiesta ST	2000	ST	9	1:02.031	0.179	73.781	1:02.506
3	99	Jamie DICKIE	Ford Fiesta ST	2000	ST	10	1:02.047	0.195	73.762	1:02.061
4	30	Michael GORDON	Ford Fiesta ST	2000	ST	18	1:03.351	1.499	72.243	1:03.539
5	23	Lucy HALES-MAVER	Ford Fiesta ST	2000	ST	9	1:03.403	1.551	72.184	1:03.446
6	17	Angus ROSS	Ford Fiesta ST	2000	ST	14	1:04.048	2.196	71.457	1:04.383
7	77	James McCRACKEN	Citroen C1	1000	C1	17	1:10.862	9.010	64.586	1:11.091
8	117	Marc NISBET	Citroen C1	1000	C1	17	1:10.921	9.069	64.532	1:11.178
9	8	Henry GILLESPIE	Citroen C1	1000	C1	17	1:11.452	9.600	64.053	1:11.525
10	1	Ayden WILSON	Citroen C1	1000	C1	9	1:11.586	9.734	63.933	1:11.653
11	44	Peter EDIE	Citroen C1	1000	C1N	15	1:13.635	11.783	62.154	1:13.701
12	88	Scott CHARLES	Citroen C1	1000	C1N	2	1:21.303	19.451	56.292	1:24.281
13	18	Gregor McPHADEN	Citroen C1	1000	C1	2	1:23.254	21.402	54.972	1:23.606

Clerk of the Course

Sig :

Time :

Chief Timekeeper : Ian Sharp (SMART Timing)

Results available at www.smart-timing.co.uk and www.speed

Printed: 18/04/2026 17:28:29

motor
sport
UKRACE
WITH
RESPECT

Orbits



KMSC/SMRC Race meeting - AC

Scottish Fiesta ST Cup

Knockhill AC 1.271 miles

Paid Practice 3

18/04/2026 16:05

Practice (20:00 Time) started at 17:05:56

Lap	Time of Day	Lap Tm	S1	S2	S3	SFSpd	S1Spd	Lap	Time of Day	Lap Tm	S1	S2	S3	SFSpd	S1Spd
(1) Ayden WILSON															
1	17:07:33.508	1:19.147	25.666	26.642	26.839	33.1	63.6								
2	17:08:49.998	1:16.490	22.644	27.587	26.259	62.9	64.7								
3	17:10:02.430	1:12.432	21.776	25.158	25.498	79.0	68.5								
4	17:11:17.931	1:15.501	21.204	25.417	28.880	79.6	69.7								
5	17:12:30.199	1:12.268	21.589	25.123	25.556	72.0	70.0								
6	17:13:42.102	1:11.903	21.281	25.153	25.469	79.4	69.8								
7	17:14:53.755	1:11.653	21.288	24.843	25.522	80.1	69.7								
8	17:16:05.341	1:11.586	21.052	25.030	25.504	80.4	70.0								
9	17:17:17.517	1:12.176	21.113	25.007	26.056	79.3	69.8								
(44) Peter EDIE															
1	17:07:30.291	1:21.716	26.713	28.036	26.967	31.4	66.7								
2	17:08:45.578	1:15.287	22.278	26.565	26.444	71.8	69.5								
3	17:10:00.455	1:14.877	22.126	26.471	26.280	78.4	69.7								
4	17:11:17.894	1:17.439	21.690	26.607	29.142	78.2	69.9								
5	17:12:33.523	1:15.629	21.691	27.643	26.295	65.9									
6	17:13:49.331	1:15.808	22.135	27.525	26.148	78.4	62.4								
7	17:15:03.905	1:14.574	21.657	26.295	26.622	79.0	69.5								
8	17:16:18.114	1:14.209	20.463	27.215	26.531	77.8									
9	17:17:32.382	1:14.268	20.471	27.228	26.569	77.3	'107.6								
10	17:18:46.623	1:14.241	20.529	27.299	26.413	77.5									
11	17:20:00.718	1:14.095	21.733	25.960	26.402	77.5	69.3								
12	17:21:14.669	1:13.951	20.390	27.443	26.118	77.1	0.0								
13	17:22:28.480	1:13.811	21.450	26.361	26.000	78.6	69.5								
14	17:23:42.115	1:13.635	21.239	26.005	26.391	78.3	69.7								
15	17:24:55.816	1:13.701	20.546	26.910	26.245	78.1									
(88) Scott CHARLES															
1	17:07:41.014	1:21.303	25.996	27.613	27.694	33.0	67.4								
2	17:09:05.295	1:24.281	24.051	30.039	30.191	66.9	66.6								
(18) Gregor McPHADEN															
1	17:07:41.219	1:23.254	26.458	27.798	28.998	33.8	65.8								
2	17:09:04.825	1:23.606	25.356	30.219	28.031	57.8	60.4								

Clerk of the Course

Sig : Time :
 Chief Timekeeper : Ian Sharp (SMART Timing)
 Results available at www.smart-timing.co.uk and www.speed



**KMSC/SMRC Race meeting - AC****Sorted on best lap time**

Scottish Legends Cars Championship

Knockhill AC 1.271 miles

Familiarisation

19/04/2026 09:00

Practice (10:00 Time) started at 8:56:56

Pos	No.	Name	Make/Model	CC	Class	Laps	Best Tm	Diff	Best Speed	2nd Best
1	77	Michael WEDDELL	Legend Coupe	890	SC	7	57.502		79.592	57.969
2	94	Angus SCRIVENER	Legend 34 Coupe	899	SCR	10	57.933	0.431	79.000	58.222
3	1	Ben MASON	Ford Coupe	847	SC	9	58.078	0.576	78.802	58.432
4	97	Jamie BLAKE	Legend Coupe	890	SC	9	58.277	0.775	78.533	59.200
5	24	Matthew PAPE	Legend 34 Coupe	950	SC	10	58.368	0.866	78.411	58.754
6	85	Mark BEATY	Legend 34 Coupe	890	SC	11	58.394	0.892	78.376	58.606
7	51	Murray SCOTT	Legend Coupe	950	SC	10	58.777	1.275	77.865	58.867
8	14	Daniel CLARK	Legend Coupe	890	SC	10	58.790	1.288	77.848	59.036
9	2	David ALLAN	34 Coupe	890	SC	9	58.808	1.306	77.824	59.630
10	68	Nick BRIDGEMAN	Legend 34 Coupe	1250	SC	10	58.956	1.454	77.629	59.636
11	95	Maxim POPELYUSHKO	Legend Coupe	847	SC	7	59.336	1.834	77.132	59.852
12	9	Colin ATKINSON	Ford Coupe	899	SC	6	59.439	1.937	76.998	1:00.106
13	22	Chris DEWEY	Legend Coupe	1250	SC	9	59.607	2.105	76.781	59.653
14	55	Stuart McANDREW	Legend Coupe	1250	SC	9	59.636	2.134	76.744	59.837
15	6	Gary ATKINSON	Ford Coupe	890	SC	8	59.798	2.296	76.536	1:00.296
16	27	Grant HUNTER	Legend Coupe	890	SC	9	59.849	2.347	76.470	59.932
17	305	Carlos PEREZ	Ford Coupe	890	SC	9	59.873	2.371	76.440	1:00.258
18	12	Colin REID	Ford Coupe	890	KCR	9	1:00.260	2.758	75.949	1:00.324
19	733	Keith ATKINSON	Legend Coupe	1250	SC	9	1:00.464	2.962	75.693	1:00.836
20	15	Elby CLARK	Legend Coupe	890	SC	5	1:00.853	3.351	75.209	1:01.176
21	43	Aiden McANDREW-DOWEN	Legend 37 Sedan	1250	LT	9	1:00.901	3.399	75.150	1:01.713
22	555	Ewan ROBERTSON	Legend Coupe	900	SC	9	1:00.907	3.405	75.142	1:01.053
23	333	Bill READ	Legend Coupe	890	SC	9	1:01.316	3.814	74.641	1:01.358
24	13	Scott SMITH	Legends Sedan	1250	KC	6	1:01.360	3.858	74.587	1:01.473
25	17	Ronald WILKINSON	Legend Coupe	1250	SC	9	1:01.522	4.020	74.391	1:01.535
26	236	Darryl LAWS	Legend Coupe	890	SC	9	1:02.294	4.792	73.469	1:02.593
27	127	Phil ROWLANDS	Legend Coupe	890	SC	5	1:02.394	4.892	73.351	1:02.434
28	48	Declan BURKE	Legend Coupe	1250	SC	5	1:02.643	5.141	73.060	1:02.650
29	44	Harry IRVINE	Legend 37 Sedan	1250	KCR LT	7	1:02.690	5.188	73.005	1:03.001
30	66	Alastair CALDERWOOD	Legend Sedan	900	SC	8	1:03.770	6.268	71.769	1:04.684
31	7	Christopher WALLACE	Ford Coupe	1250	KC	7	1:03.899	6.397	71.624	1:04.067
32	5	Richard DUNBAR	Ford Coupe	1250	KCR	7	1:06.482	8.980	68.841	1:06.849

Clerk of the Course

Sig :

Time :

Chief Timekeeper : Ian Sharp (SMART Timing)

Results available at www.smart-timing.co.uk and www.speed

Printed: 19/04/2026 09:10:58

motor
sport
UKRACE
WITH
RESPECT

Orbits

KMSC/SMRC Race meeting - AC

Scottish Legends Cars Championship

Knockhill AC 1.271 miles

Familiarisation

19/04/2026 09:00

Practice (10:00 Time) started at 8:56:56

Lap	Time of Day	Lap Tm	S1	S2	S3	SFSpd	S1Spd
3	9:00:22.492	1:02.690	18.432	23.482	20.776	103.9	89.8
4	9:01:26.082	1:03.590	18.539	24.312	20.739	103.6	90.2
5	9:02:29.083	1:03.001	18.128	22.994	21.879	105.0	90.8
6	9:03:34.669	1:05.586	18.866	24.725	21.995	91.3	91.7
7	9:04:41.226	1:06.557	18.563	25.212	22.782	104.2	84.2

(66) Alastair CALDERWOOD

Lap	Time of Day	Lap Tm	S1	S2	S3	SFSpd	S1Spd
1	8:58:13.290	1:12.451	22.442	27.552	22.457	33.4	
2	8:59:19.565	1:06.275	18.429	25.534	22.312	101.1	0.0
3	9:00:28.196	1:08.631	19.591	26.471	22.569	103.7	89.0
4	9:01:33.511	1:05.315	19.463	23.963	21.889	101.1	91.2
5	9:02:39.568	1:06.057	19.031	24.788	22.238	102.1	88.8
6	9:03:43.338	1:03.770	18.700	23.807	21.263	100.9	89.4
7	9:04:48.372	1:05.034	18.546	24.222	22.266	104.4	88.6
8	9:05:53.056	1:04.684	18.517	24.398	21.769	101.2	87.7

(7) Christopher WALLACE

Lap	Time of Day	Lap Tm	S1	S2	S3	SFSpd	S1Spd
1	8:59:14.126	1:14.407	23.542	27.712	23.153	34.1	0.0
2	9:00:18.193	1:04.067	17.857	24.584	21.626	103.9	'107.6
3	9:01:22.092	1:03.899	17.580	24.842	21.477	103.4	'107.6
4	9:02:28.075	1:05.983	18.840	25.575	21.568	103.7	'107.6
5	9:03:34.245	1:06.170	18.386	25.756	22.028	103.6	553.8
6	9:04:40.467	1:06.222	17.567	25.200	23.455	104.0	553.8
7	9:05:47.632	1:07.165	19.663	25.481	22.021	85.4	553.8

(5) Richard DUNBAR

Lap	Time of Day	Lap Tm	S1	S2	S3	SFSpd	S1Spd
1	8:59:03.601	1:19.800	27.271	28.882	23.647	23.3	'107.6
2	9:00:12.150	1:08.549	19.273	26.113	23.163	97.4	'107.6
3	9:01:19.847	1:07.697	18.510	26.748	22.439	101.4	0.0
4	9:02:27.287	1:07.440	18.447	26.560	22.433	103.6	'107.6
5	9:03:34.136	1:06.849	18.573	26.010	22.266	104.0	586.8
6	9:04:40.618	1:06.482	18.063	25.817	22.602	103.2	'107.6
7	9:05:48.494	1:07.876	18.001	26.266	23.609	100.6	553.8

Clerk of the Course

Sig : Time :
Chief Timekeeper : Ian Sharp (SMART Timing)

Results available at www.smart-timing.co.uk and www.speed

Printed: 19/04/2026 09:08:53



KMSC/SMRC Race meeting - AC
Sorted on best lap time

Super Lap Scotland

Knockhill AC 1.271 miles

Warm Up 2

19/04/2026 09:15

Practice (15:00 Time) started at 9:14:53

Pos	No.	Name	Make/Model	CC	Class	Laps	Best Tm	Diff	Best Speed	2nd Best
1	10	Nev WOOD	Ariel Atom	2000	P	12	58.187		78.655	58.579
2	64	David WALLACE	Honda S2000	2000	E	7	58.807	0.620	77.825	59.017
3	23	Andrew COWIE	Subaru Impreza	2100	E	8	59.388	1.201	77.064	59.713
4	7	Steven ARKLEY	Westfield Megabus	1440	B RC	9	1:00.281	2.094	75.922	1:00.365
5	67	Marshall WISHART	Lotus Elise S3	1800	C RC	9	1:02.050	3.863	73.758	1:02.192
6	92	Michael OSBORNE Snr	Mitsubishi Evo5	1998	P	5	1:04.511	6.324	70.944	1:06.004

Clerk of the Course

 Sig : Time :
 Chief Timekeeper : Ian Sharp (SMART Timing)

 Results available at www.smart-timing.co.uk and www.speed

Printed: 19/04/2026 09:31:22


 motor
sport
UK

**RACE
WITH
RESPECT**


Orbits

KMSC/SMRC Race meeting - AC

Super Lap Scotland	Knockhill AC 1.271 miles
Warm Up 2	19/04/2026 09:15
Practice (15:00 Time) started at 9:14:53	

Lap	Time of Day	Lap Tm	S1	S2	S3	SFSpd	S1Spd	Lap	Time of Day	Lap Tm	S1	S2	S3	SFSpd	S1Spd
-----	-------------	--------	----	----	----	-------	-------	-----	-------------	--------	----	----	----	-------	-------

(10) Nev WOOD

1	9:16:39.277	1:22.860	25.498	33.127	24.235	35.6	72.1
2	9:17:47.317	1:08.040	19.406	27.058	21.576	118.6	90.3
3	9:18:51.150	1:03.833	17.233	25.405	21.195	131.8	109.8
4	9:19:55.469	1:04.319	17.031	25.771	21.517	129.3	99.6
5	9:20:55.987	1:00.518	16.448	23.891	20.179	126.1	114.7
6	9:21:55.055	59.068	15.917	23.769	19.382	128.8	117.7
7	9:22:55.482	1:00.427	16.126	23.201	21.100	132.4	117.1
8	9:23:56.000	1:00.518	15.957	23.940	20.621	128.8	116.5
9	9:24:57.373	1:01.373	16.825	24.335	20.213	133.2	106.0
10	9:25:55.952	58.579	15.887	23.015	19.677	133.4	116.9
11	9:26:54.139	58.187	16.278	22.381	19.528	131.1	120.7
12	9:27:54.157	1:00.018	16.213	23.668	20.137	130.8	117.7

(64) David WALLACE

1	9:16:18.518	1:19.398	27.799	27.856	23.743	27.3	
2	9:17:25.862	1:07.344	20.426	25.168	21.750	90.1	
3	9:18:26.936	1:01.074	17.888	23.029	20.157	104.7	
4	9:19:25.953	59.017	17.047	22.022	19.948	111.1	
5	9:20:24.760	58.807	17.049	21.761	19.997	111.1	
6	9:21:23.965	59.205	17.072	21.933	20.200	111.1	
7	9:22:55.537	1:31.572	23.433	35.789	32.350	93.9	

(23) Andrew COWIE

1	9:16:05.708	1:10.960	23.377	26.633	20.950	32.1	
2	9:17:06.023	1:00.315	17.602	22.842	19.871	109.3	97.0
3	9:18:05.736	59.713	17.015	22.840	19.858	114.7	97.5
4	9:19:14.953	1:09.217	17.620	26.778	24.819	114.5	88.2
5	9:20:32.630	1:17.677	23.783	30.188	23.706	73.2	74.6
6	9:21:38.842	1:06.212	20.066	25.928	20.218	99.0	83.6
7	9:22:38.671	59.829	17.709	22.312	19.808	107.0	95.2
8	9:23:38.059	59.388	17.471	22.138	19.779	113.9	95.9

(7) Steven ARKLEY

1	9:16:32.141	1:25.506	29.190	31.166	25.150	22.1	70.1
2	9:17:43.186	1:11.045	20.696	27.076	23.273	85.8	80.4
3	9:18:48.613	1:05.427	19.291	24.562	21.574	87.2	92.1
4	9:20:02.585	1:13.972	23.121	25.771	25.080	101.1	71.9
5	9:21:09.906	1:07.321	20.692	25.464	21.165	88.1	79.8
6	9:22:11.425	1:01.519	17.611	23.543	20.365	109.7	98.4
7	9:23:11.790	1:00.365	17.148	22.905	20.312	119.4	103.7
8	9:24:29.797	1:18.007	22.015	32.598	23.394	109.3	61.2
9	9:25:30.078	1:00.281	17.100	23.111	20.070	115.1	102.0

(67) Marshall WISHART

1	9:16:34.593	1:22.998	27.005	30.414	25.579	32.0	71.4
2	9:17:51.641	1:17.048	27.247	27.788	22.013	84.6	62.6
3	9:18:56.493	1:04.852	19.117	23.998	21.737	101.8	99.3
4	9:20:11.541	1:15.048	18.171	25.002	31.875	117.3	100.2
5	9:21:20.065	1:08.524	19.886	26.316	22.322	92.2	0.0
6	9:22:32.365	1:12.300	24.800	25.967	21.533	71.7	553.8
7	9:23:35.210	1:02.845	18.313	23.724	20.808	112.6	100.3
8	9:24:37.402	1:02.192	18.086	23.419	20.687	114.5	100.9
9	9:25:39.452	1:02.050	17.893	23.572	20.585	116.3	102.0

(92) Michael OSBORNE Snr

1	9:19:15.355	1:19.847	28.227	28.871	22.749	27.1	53.6
2	9:20:21.359	1:06.004	19.357	24.913	21.734	99.6	88.1
3	9:21:33.886	1:12.527	23.914	27.660	20.953	100.5	52.1
4	9:22:46.395	1:12.509	25.532	25.816	21.161	98.3	65.5
5	9:23:50.906	1:04.511	17.304	26.161	21.046	120.5	100.8

Clerk of the Course

Sig : Time :
 Chief Timekeeper : Ian Sharp (SMART Timing)
 Results available at www.smart-timing.co.uk and www.speed
 Printed: 19/04/2026 09:31:45



motor
sport
UK



RACE
WITH
RESPECT



Orbits



Bulletin No. _____

KMSC/SMRC Race meeting - AC**Sorted on best lap time**

Scottish Fiesta ST Cup

Knockhill AC 1.271 miles

Qualifying 3

19/04/2026 09:40

Practice (12:00 Time) started at 9:31:10

Pos	No.	Name	Make/Model	CC	Class	Laps	Best Tm	Diff	Best Speed	2nd Best
1	21	Kieren PREEDY	Ford Fiesta ST	2000	ST	6	1:01.166		74.824	1:01.471
2	99	Jamie DICKIE	Ford Fiesta ST	2000	ST	5	1:01.275	0.109	74.691	1:01.818
3	1	Gerry HENDRY	Ford Fiesta ST	2000	ST	9	1:01.694	0.528	74.184	1:01.794
4	35	Andrew MACKIE	Ford Fiesta ST	2000	ST	8	1:01.838	0.672	74.011	1:02.186
5	24	Lachan MacLACHLAN	Ford Fiesta ST	2000	STCN	9	1:02.230	1.064	73.545	1:02.233
6	30	Michael GORDON	Ford Fiesta ST	2000	ST	10	1:02.635	1.469	73.069	1:03.110
7	23	Lucy HALES-MAVER	Ford Fiesta ST	2000	ST	11	1:02.652	1.486	73.049	1:03.072
8	17	Angus ROSS	Ford Fiesta ST	2000	ST	9	1:02.760	1.594	72.924	1:02.814
9	32	Daniel FORBES	Ford Fiesta ST	2000	ST	10	1:05.831	4.665	69.522	1:06.552

Clerk of the Course

Sig : Time :
 Chief Timekeeper : Ian Sharp (SMART Timing)

Results available at www.smart-timing.co.uk and www.speed

Printed: 19/04/2026 09:45:47



motor
sport
UK

RACE
WITH
RESPECT



Orbits



KMSC/SMRC Race meeting - AC

Scottish Fiesta ST Cup

Knockhill AC 1.271 miles

Qualifying 3

19/04/2026 09:40

Practice (12:00 Time) started at 9:31:10

Lap	Time of Day	Lap Tm	S1	S2	S3	SFSpd	S1Spd
(21) Kieren PREEDY							
1	9:32:26.827	1:13.784	25.403	26.449	21.932	30.6	75.1
2	9:33:28.881	1:02.054	18.199	22.818	21.037	101.4	85.2
3	9:34:30.047	1:01.166	18.011	22.261	20.894	101.5	85.6
4	9:35:31.518	1:01.471	18.071	22.188	21.212	101.8	85.2
5	9:36:35.439	1:03.921	18.053	23.383	22.485	101.4	85.2
6	9:41:56.773	5:21.334	20.459	26.100	4:34.775	88.2	80.6

(99) Jamie DICKIE							
1	9:32:48.369	1:14.310	24.425	28.272	21.613	31.8	78.6
2	9:33:50.235	1:01.866	18.407	22.516	20.943	100.8	83.9
3	9:34:51.510	1:01.275	18.138	22.107	21.030	101.5	84.1
4	9:35:53.328	1:01.818	18.137	22.412	21.269	101.4	84.0
5	9:39:25.414	3:32.086	20.557	28.153	2:43.376	101.1	76.4

(1) Gerry HENDRY							
1	9:32:46.354	1:21.354	27.996	30.640	22.718	29.1	61.9
2	9:33:48.805	1:02.451	18.080	22.979	21.392	100.8	85.5
3	9:34:50.783	1:01.978	18.013	22.705	21.260	102.1	85.1
4	9:35:59.697	1:08.914	21.923	25.156	21.835	101.5	82.1
5	9:37:01.391	1:01.694	17.743	22.714	21.237	102.6	85.7
6	9:38:03.185	1:01.794	17.854	22.753	21.187	102.8	85.2
7	9:39:05.413	1:02.228	17.964	22.836	21.428	102.3	84.8
8	9:40:07.681	1:02.268	18.062	22.803	21.403	102.6	84.8
9	9:42:00.351	1:52.670	23.531	29.732	59.407	102.3	60.1

(35) Andrew MACKIE							
1	9:32:33.726	1:17.341	25.312	28.102	23.927	36.0	61.0
2	9:33:36.004	1:02.278	18.219	22.997	21.062	102.0	85.9
3	9:34:42.279	1:06.275	18.206	26.430	21.639	104.0	84.9
4	9:35:44.465	1:02.186	18.172	22.764	21.250	103.6	85.7
5	9:36:46.303	1:01.838	17.957	22.518	21.363	103.1	86.1
6	9:37:52.719	1:06.416	19.594	24.948	21.874	102.9	76.3
7	9:38:55.649	1:02.930	17.924	23.494	21.512	102.9	85.7
8	9:39:59.890	1:04.241	18.320	24.248	21.673	102.5	83.9

(24) Lachan MacLACHLAN							
1	9:32:48.970	1:22.707	28.359	30.615	23.733	33.7	
2	9:33:55.492	1:06.522	19.802	24.681	22.039	91.3	
3	9:34:58.813	1:03.321	18.678	23.458	21.185	99.6	84.1
4	9:36:01.455	1:02.642	18.351	23.049	21.242	102.1	
5	9:37:05.810	1:04.355	18.371	23.967	22.017	102.8	83.9
6	9:38:08.043	1:02.233	18.257	22.665	21.311	102.1	
7	9:40:43.069	2:35.026	22.292	26.734	1:46.000	100.9	57.6
8	9:42:03.479	1:20.410	27.675	30.338	22.397	39.6	69.3
9	9:43:05.709	1:02.230	18.205	22.687	21.338	101.5	84.7

(30) Michael GORDON							
1	9:32:31.916	1:17.330	26.509	27.817	23.004	30.9	63.2
2	9:33:35.577	1:03.661	18.612	23.834	21.215	99.3	83.7
3	9:34:38.807	1:03.230	18.370	23.621	21.239	101.2	83.6
4	9:35:42.422	1:03.615	18.496	23.539	21.580	101.4	83.9
5	9:36:45.532	1:03.110	18.251	23.316	21.543	101.8	84.3
6	9:37:48.947	1:03.415	18.530	23.093	21.792	100.9	83.1
7	9:40:00.787	2:11.840	22.488	26.715	1:22.637	97.4	64.8
8	9:41:09.659	1:08.872	21.824	23.318	23.730	48.2	84.1
9	9:42:12.294	1:02.635	18.375	22.827	21.433	98.3	83.5
10	9:43:16.470	1:04.176	18.257	23.360	22.559	99.7	84.8

(23) Lucy HALES-MAVER							
1	9:32:53.312	1:17.292	25.308	28.427	23.557	35.3	74.6
2	9:33:59.428	1:06.116	19.214	24.973	21.929	98.1	82.4
3	9:35:02.593	1:03.165	17.738	24.094	21.333	101.5	'107.6
4	9:36:05.665	1:03.072	17.681	23.973	21.418	101.7	0.0
5	9:37:08.317	1:02.652	18.228	22.990	21.434	101.8	83.9
6	9:38:12.232	1:03.915	17.757	24.497	21.661	100.6	'107.6
7	9:39:15.823	1:03.591	18.448	23.579	21.564	100.9	83.1
8	9:40:24.838	1:09.015	20.373	26.268	22.374	93.5	81.0
9	9:41:28.808	1:03.970	18.519	23.790	21.661	101.1	83.1
10	9:42:32.331	1:03.523	17.733	24.113	21.677	100.5	
11	9:43:35.665	1:03.334	17.716	23.976	21.642	100.5	1.1

(17) Angus ROSS

Clerk of the Course

Sig : Time :
Chief Timekeeper : Ian Sharp (SMART Timing)
Results available at www.smart-timing.co.uk and www.speed





KMSC/SMRC Race meeting - AC

Scottish Fiesta ST Cup

Knockhill AC 1.271 miles

Race 8 - 1st Race

19/04/2026 11:30

Race (12 Laps)

POLE POSITION

1	1 21 Kieren PREEDY 1:01.166
2	3 1 Gerry HENDRY 1:01.694
3	5 24 Lachan MacLACHLAN 1:02.230
4	7 23 Lucy HALES-MAVER 1:02.652
5	9 32 Daniel FORBES 1:05.831

2	99 Jamie DICKIE 1:01.275
4	35 Andrew MACKIE 1:01.838
6	30 Michael GORDON 1:02.635
8	17 Angus ROSS 1:02.760



motor sport UK



RACE WITH RESPECT





Bulletin No. _____

KMSC/SMRC Race meeting - AC**Sorted on best lap time**

Scottish C1 Cup

Knockhill AC 1.271 miles

Qualifying 4

19/04/2026 10:00

Practice (12:00 Time) started at 9:46:25

Pos	No.	Name	Make/Model	CC	Class	Laps	Best Tm	Diff	Best Speed	2nd Best
1	1	Ayden WILSON	Citroen C1	1000	C1	10	1:10.583		64.841	1:10.855
2	117	Marc NISBET	Citroen C1	1000	C1	10	1:10.677	0.094	64.755	1:10.750
3	8	Henry GILLESPIE	Citroen C1	1000	C1	9	1:10.858	0.275	64.589	1:11.137
4	18	Gregor McPHADEN	Citroen C1	1000	C1	8	1:10.975	0.392	64.483	1:11.186
5	77	James McCRACKEN	Citroen C1	1000	C1	10	1:11.303	0.720	64.186	1:11.503
6	9	Matthew BALDIE	Citroen C1	1000	G	10	1:12.151	1.568	63.432	1:12.476
7	6	Kenneth DOCK	Citroen C1	1000	C1	10	1:12.783	2.200	62.881	1:13.007
8	88	Scott CHARLES	Citroen C1	1000	C1N	10	1:12.906	2.323	62.775	1:12.965
9	44	Peter EDIE	Citroen C1	1000	C1N	10	1:13.713	3.130	62.088	1:13.913
10	61	Ian COCHRANE	Citroen C1	1000	C1	9	1:15.350	4.767	60.739	1:15.537

Clerk of the Course

Sig : Time :
 Chief Timekeeper : Ian Sharp (SMART Timing)

Results available at www.smart-timing.co.uk and www.speed

Printed: 19/04/2026 10:01:14



motor
sport
UK

RACE
WITH
RESPECT



Orbits

**KMSC/SMRC Race meeting - AC****Scottish C1 Cup****Knockhill AC 1.271 miles****Qualifying 4****19/04/2026 10:00****Practice (12:00 Time) started at 9:46:25**

Lap	Time of Day	Lap Tm	S1	S2	S3	SFSpd	S1Spd	Lap	Time of Day	Lap Tm	S1	S2	S3	SFSpd	S1Spd
(1) Ayden WILSON															
1	9:47:44.120	1:16.498	25.386	25.427	25.685	31.9	67.5	4	9:51:36.628	1:13.007	21.289	25.962	25.756	80.3	68.8
2	9:48:55.425	1:11.305	21.187	24.784	25.334	79.1	68.6	5	9:52:50.398	1:13.770	21.333	26.745	25.692	80.3	69.0
3	9:50:07.045	1:11.620	21.494	24.930	25.196	79.7	68.3	6	9:54:04.289	1:13.891	21.563	26.506	25.822	80.5	68.6
4	9:51:18.214	1:11.169	21.200	24.863	25.106	80.3	68.5	7	9:55:18.866	1:14.577	21.850	26.779	25.948	80.3	68.0
5	9:52:29.159	1:10.945	21.043	24.853	25.049	80.5	69.3	8	9:56:32.122	1:13.256	21.377	26.155	25.724	80.2	69.0
6	9:53:42.593	1:13.434	21.531	26.670	25.233	80.8	60.4	9	9:57:44.905	1:12.783	21.341	25.804	25.638	80.1	69.3
7	9:54:53.448	1:10.855	20.915	24.815	25.125	81.0	70.0	10	9:58:58.471	1:13.566	21.230	25.826	26.510	80.8	68.7
8	9:56:04.336	1:10.888	21.015	24.850	25.023	82.7	70.3	(88) Scott CHARLES							
9	9:57:18.404	1:14.068	21.806	27.340	24.922	82.3	69.3	1	9:48:14.345	1:21.630	26.403	28.649	26.578	33.2	65.8
10	9:58:28.987	1:10.583	21.019	24.650	24.914	82.4	69.8	2	9:49:29.513	1:15.168	21.936	26.927	26.305	80.0	68.1
(117) Marc NISBET															
1	9:47:48.637	1:15.653	24.817	25.771	25.065	36.0	67.4	3	9:50:43.308	1:13.795	21.506	26.203	26.086	79.4	68.7
2	9:49:00.360	1:11.723	21.176	25.293	25.254	81.1	70.3	4	9:51:57.010	1:13.702	21.493	26.192	26.017	79.7	68.9
3	9:50:11.671	1:11.311	21.227	24.965	25.119	81.4	69.4	5	9:53:10.206	1:13.196	21.403	25.960	25.833	80.1	70.0
4	9:51:22.756	1:11.085	21.068	24.873	25.144	81.6	69.7	6	9:54:23.964	1:13.758	21.496	26.001	26.261	82.1	69.3
5	9:52:33.433	1:10.677	21.004	24.677	24.996	81.6	69.7	7	9:55:37.266	1:13.302	21.257	25.965	26.080	80.1	69.7
6	9:53:44.704	1:11.271	21.273	24.853	25.145	81.7	69.1	8	9:56:50.545	1:13.279	21.256	26.001	26.022	79.8	69.3
7	9:54:55.516	1:10.812	21.022	24.737	25.053	81.7	69.7	9	9:58:03.510	1:12.965	21.255	25.844	25.866	79.9	69.5
8	9:56:06.266	1:10.750	21.016	24.858	24.876	81.8	69.5	10	9:59:16.416	1:12.906	21.296	25.754	25.856	80.0	69.0
9	9:57:17.153	1:10.887	21.067	24.582	25.238	83.1	70.3	(44) Peter EDIE							
10	9:58:28.282	1:11.129	21.136	24.836	25.157	80.6	69.5	1	9:48:14.388	1:22.999	27.095	28.763	27.141	31.5	65.4
(8) Henry GILLESPIE															
1	9:47:44.564	1:16.053	24.961	25.945	25.147	34.0	68.5	2	9:49:32.072	1:17.684	22.752	28.037	26.895	73.8	69.1
2	9:48:56.409	1:11.845	21.098	25.453	25.294	81.8	69.9	3	9:50:48.144	1:16.072	22.489	27.231	26.352	74.8	68.6
3	9:50:08.013	1:11.604	21.260	25.218	25.126	81.6	69.4	4	9:52:02.567	1:14.423	21.582	26.733	26.108	79.4	69.4
4	9:51:19.150	1:11.137	21.120	24.929	25.088	81.9	69.5	5	9:53:16.848	1:14.281	21.404	26.785	26.092	79.7	68.7
5	9:52:30.008	1:10.858	20.884	24.924	25.050	82.2	70.0	6	9:54:31.145	1:14.297	21.553	26.820	25.924	80.1	69.1
6	9:53:41.990	1:11.982	21.052	25.760	25.170	82.8	69.5	7	9:55:44.858	1:13.713	21.327	26.373	26.013	79.7	69.2
7	9:54:53.200	1:11.210	20.900	25.203	25.107	81.1	70.0	8	9:56:58.771	1:13.913	21.455	26.286	26.172	79.7	69.3
8	9:56:05.412	1:12.212	20.927	26.171	25.114	81.8	70.3	9	9:58:13.068	1:14.297	21.554	26.603	26.140	79.5	69.0
9	9:57:17.778	1:12.366	21.091	26.151	25.124	83.4	70.7	10	9:59:27.191	1:14.123	21.400	26.701	26.022	79.4	69.2
(18) Gregor McPHADEN															
1	9:47:48.364	1:16.795	24.997	26.142	25.656	34.1	68.6	(61) Ian COCHRANE							
2	9:49:00.259	1:11.895	21.149	25.356	25.390	80.2	69.5	1	9:48:28.170	1:23.365	27.064	28.346	27.955	31.2	62.7
3	9:50:13.081	1:12.822	21.977	25.509	25.336	79.4	69.3	2	9:49:44.711	1:16.541	22.242	27.262	27.037	74.2	66.0
4	9:51:24.267	1:11.186	20.852	25.114	25.220	81.9	70.0	3	9:51:00.724	1:16.013	21.838	27.316	26.859	76.2	65.9
5	9:52:35.694	1:11.427	21.078	25.075	25.274	82.0	69.7	4	9:52:17.082	1:16.358	22.152	27.066	27.140	77.0	65.8
6	9:53:47.172	1:11.478	20.890	25.386	25.202	81.6	69.8	5	9:53:32.432	1:15.350	21.578	27.162	26.610	77.5	66.8
7	9:54:58.147	1:10.975	20.842	25.034	25.099	81.7	70.3	6	9:54:48.315	1:15.883	22.004	26.994	26.885	78.2	66.6
8	9:56:09.379	1:11.232	20.878	25.171	25.183	81.6	70.3	7	9:56:03.852	1:15.537	21.659	27.200	26.678	78.0	67.0
(77) James McCracken															
1	9:48:19.204	1:24.489	26.360	30.183	27.946	33.3	67.4	8	9:57:25.255	1:21.403	22.516	29.534	29.353	78.9	65.1
2	9:49:31.886	1:12.682	21.242	25.946	25.494	80.7	69.7	9	9:58:40.822	1:15.567	22.192	26.918	26.457	77.0	67.2
3	9:50:44.243	1:12.357	21.104	25.957	25.296	81.5	69.5	(9) Matthew BALDIE							
4	9:51:56.946	1:12.703	21.020	25.986	25.697	82.0	69.9	1	9:48:09.854	1:20.783	27.701	26.842	26.240	28.4	65.7
5	9:53:08.449	1:11.503	21.160	25.082	25.261	81.1	69.6	2	9:49:22.714	1:12.860	21.420	25.615	25.825	78.9	68.8
6	9:54:20.395	1:11.946	21.219	25.371	25.356	81.9	69.8	3	9:50:35.190	1:12.476	21.326	25.423	25.727	79.6	68.8
7	9:55:32.283	1:11.888	21.059	25.424	25.405	81.1	69.9	4	9:51:54.659	1:19.469	21.955	30.705	26.809	80.0	62.8
8	9:56:44.097	1:11.814	21.197	25.173	25.444	81.3	69.6	5	9:53:08.758	1:14.099	21.443	25.122	27.534	79.5	69.0
9	9:57:55.400	1:11.303	20.888	25.232	25.183	81.6	70.2	6	9:54:24.411	1:15.653	22.514	26.948	26.191	68.4	66.5
10	9:59:06.959	1:11.559	21.200	25.135	25.224	80.9	69.4	7	9:55:37.892	1:13.481	21.296	26.038	26.147	82.0	70.5
(9) Kenneth DOCK															
1	9:47:55.089	1:20.432	26.163	27.981	26.288	32.5	66.6	8	9:56:51.082	1:13.190	21.310	25.831	26.049	81.5	69.9
2	9:49:09.086	1:13.997	21.563	26.634	25.800	79.1	68.8	9	9:58:04.750	1:13.668	21.146	26.427	26.095	81.7	70.2
3	9:50:23.621	1:14.535	21.513	27.264	25.758	80.0	68.3	10	9:59:16.901	1:12.151	21.255	25.356	25.540	81.0	69.8

Clerk of the Course

Sig : Time :
 Chief Timekeeper : Ian Sharp (SMART Timing)

Results available at www.smart-timing.co.uk and www.speed

Printed: 19/04/2026 10:01:27





KMSC/SMRC Race meeting - AC

<p>Scottish C1 Cup</p> <p>Race 9 - 1st Race</p> <p>Race (10 Laps)</p>	<p>Knockhill AC 1.271 miles</p> <p>19/04/2026 11:55</p>
---	---



POLE POSITION

1	1 1 Ayden WILSON 1:10.583		2 117 Marc NISBET 1:10.677
2	3 8 Henry GILLESPIE 1:10.858		4 18 Gregor McPHADEN 1:10.975
3	5 77 James McCracken 1:11.303		6 9 Matthew BALDIE 1:12.151
4	7 6 Kenneth DOCK 1:12.783		8 88 Scott CHARLES 1:12.906
5	9 44 Peter EDIE 1:13.713		10 61 Ian COCHRANE 1:15.350



**KMSC/SMRC Race meeting - AC****Sorted on Laps**

Scottish Modsports Race Championship

Knockhill AC 1.271 miles

Race 6 - 2nd Race

19/04/2026 10:20

Race (12:00 and 1 Laps) started at 10:14:17

Pos	No.	Name	Make/Model	CC	Class	Laps	Total Tm	Diff	Best Tm	In Lap	2nd Best
1	10	Mark THOMSON	Radical SR10 XXR	2261	A1	14	13:12.304		54.181	2	55.167
2	1	Adam MORRISON	Mini Cooper S	2000	D	14	13:15.260	2.956	55.310	2	55.670
3	55	Fiona KINDNESS	Subaru Impreza Typ	2350	B	14	13:34.577	22.273	55.753	4	55.956
4	26	Michael BARRON	Honda Civic	2400	D	14	13:42.727	30.423	56.626	4	56.789
5	155	Adam KINDNESS	Mini Cooper S R53	1600S	D	14	14:02.774	50.470	57.432	6	57.522
6	333	Iain BLACKLEY	Ford Puma	1679T	E	13	13:18.067	1 Lap	59.780	4	59.991
7	23	Andrew COWIE	Subaru Impreza	2100	E	13	13:29.061	1 Lap	59.765	6	59.849
8	91	Craig HOUSTON	Lotus Eclat	2948	D	13	13:40.058	1 Lap	1:00.922	13	1:01.090
9	221	James STRACHAN	Ford Fiesta	2000	D	13	13:41.450	1 Lap	1:01.165	13	1:01.843
10	96	Murray DOUGLAS	Mini Cooper S	1600S	C	12	13:22.463	2 Laps	1:01.877	3	1:02.720
11	11	Ally CHALMERS	Mini Cooper	1600	G	12	13:56.655	2 Laps	1:07.407	12	1:07.755

Not classified

DNF	9	Ron CUMMING	Nemesis Kit Car	2200	A2	11	10:03.823	DNF	52.814	3	53.441
DNF	21	Louise STRACHAN	Mini Cooper S	1600S	D	10	10:03.385	DNF	58.670	5	58.887
DNF	78	David HEADEN	Caterham R400	2300	A2	8	7:49.285	DNF	56.643	5	56.678
DNF	14	Michael IMRIE	Mini R50 Cooper	1600	G	7	7:48.714	DNF	1:03.602	4	1:03.806
DNS	63	Stuart THOMSON	Seat Leon Cupra	2000	E			DNS		0	
DNS	69	Andrew PATERSON	BMW 318iS	1923	E			DNS		0	

Announcements

New Track Record (55.310) for KMSC Modsports D by Adam MORRISON.

New Track Record (59.765) for KMSC Modsports E by Andrew COWIE.

New Track Record (52.814) for KMSC Modsports A2 by Ron CUMMING.

New Track Record (55.753) for KMSC Modsports B by Fiona KINDNESS.

Margin of Victory	Avg. Speed	Best Lap Tm	Best Speed	Best Lap by
2.956	80.870	52.814	86.657	9 - Ron CUMMING

Clerk of the Course

Sig : Time :
 Chief Timekeeper : Ian Sharp (SMART Timing)

Results available at www.smart-timing.co.uk and www.specc

Printed: 19/04/2026 10:30:21



Orbits

Lap	Time of Day	Lap Tm	S1	S2	S3	SFSpd	S1Spd	Lap	Time of Day	Lap Tm	S1	S2	S3	SFSpd	S1Spd
(10) Mark THOMSON															
1	10:15:20.438	56.399				96.0		9	10:23:12.429	57.757	16.908	21.355	19.494	115.5	95.7
2	10:16:14.619	54.181				138.4		10	10:24:10.160	57.731	16.924	21.466	19.341	115.9	95.2
3	10:17:09.786	55.167				138.1		11	10:25:08.340	58.180	17.307	21.276	19.597	116.7	95.6
4	10:18:05.585	55.799				139.5		12	10:26:06.524	58.184	17.229	21.435	19.520	114.3	93.7
5	10:19:01.856	56.271				138.7		13	10:27:05.328	58.804	17.451	21.412	19.941	114.9	94.0
6	10:19:57.449	55.593				137.8		14	10:28:20.418	1:15.090	22.253	26.710	26.127	113.2	59.2
7	10:20:53.530	56.081				138.7		(333) Iain BLACKLEY							
8	10:21:48.886	55.356				136.1		1	10:15:28.528	1:02.300				82.4	
9	10:22:47.534	58.648				138.1		2	10:16:29.375	1:00.847				88.4	
10	10:23:43.128	55.594				135.8		3	10:17:29.945	1:00.570				113.7	
11	10:24:39.258	56.130				119.2		4	10:18:29.725	59.780				114.3	
12	10:25:36.845	57.587				136.4		5	10:19:29.733	1:00.008				113.5	
13	10:26:34.667	57.822				135.0		6	10:20:30.145	1:00.412				114.3	
14	10:27:29.948	55.281				128.1		7	10:21:30.136	59.991				113.9	
(1) Adam MORRISON															
1	10:15:22.018	57.780	18.258	20.937	18.585	76.1	98.4	8	10:22:30.755	1:00.619				112.2	
2	10:16:17.328	55.310	16.324	20.489	18.497	116.5	98.7	9	10:23:31.060	1:00.305				112.2	
3	10:17:13.153	55.825	16.598	20.527	18.700	116.1	98.0	10	10:24:31.582	1:00.522				115.7	
4	10:18:09.010	55.857	16.438	20.675	18.744	115.9	98.5	11	10:25:32.721	1:01.139				114.7	
5	10:19:05.025	56.015	16.372	20.654	18.989	115.5	99.1	12	10:26:34.336	1:01.615				108.6	
6	10:20:00.883	55.858	16.477	20.639	18.742	115.9	98.1	13	10:27:35.711	1:01.375				112.4	
7	10:20:57.015	56.132	16.446	20.820	18.866	116.7	98.8	(23) Andrew COWIE							
8	10:21:52.685	55.670	16.450	20.687	18.533	117.3	99.1	1	10:15:31.943	1:02.745	19.119	23.139	20.487	88.0	97.4
9	10:22:49.606	56.921	16.481	20.572	19.868	118.4	99.3	2	10:16:32.046	1:00.103	17.719	22.264	20.120	116.1	94.0
10	10:23:46.412	56.806	16.796	21.477	18.533	114.5		3	10:17:32.359	1:00.313	17.837	22.742	19.734	112.4	94.5
11	10:24:42.854	56.442	16.632	21.172	18.638	117.9	98.4	4	10:18:32.227	59.868	17.701	22.447	19.720	113.0	94.7
12	10:25:39.247	56.393	16.730	20.644	19.019	117.9	98.4	5	10:19:32.129	59.902	16.815	23.172	19.915	112.8	
13	10:26:35.734	56.487	17.068	20.886	18.533	116.3	98.3	6	10:20:31.894	59.765	17.630	22.456	19.679	111.5	93.9
14	10:27:32.904	57.170	16.920	20.490	19.760	119.0	99.0	7	10:21:31.743	59.849	17.637	22.345	19.867	113.7	94.0
(55) Fiona KINDNESS															
1	10:15:24.661	1:00.380	18.868	22.751	18.761	79.2	98.4	8	10:22:34.218	1:02.475	18.020	22.665	21.790	112.0	92.7
2	10:16:21.568	56.907	16.515	21.882	18.510	129.6	103.2	9	10:23:34.896	1:00.678	17.226	23.379	20.073	106.2	421.5
3	10:17:17.806	56.238	16.529	21.476	18.233	130.8	104.5	10	10:24:35.013	1:00.117	16.900	23.200	20.017	112.4	53.8
4	10:18:13.559	55.753	16.190	21.151	18.412	132.9	104.0	11	10:25:39.462	1:04.449	19.773	24.510	20.166	109.7	84.4
5	10:19:09.515	55.956	16.144	21.289	18.523	131.3	104.5	12	10:26:45.364	1:05.902	18.527	26.250	21.125	105.5	93.7
6	10:20:06.443	56.928	16.392	22.242	18.294	131.6	105.2	13	10:27:46.705	1:01.341	17.751	23.617	19.973	110.0	776.9
7	10:21:02.724	56.281	16.127	21.383	18.771	132.6	102.5	(91) Craig HOUSTON							
8	10:22:00.989	58.265	16.428	22.275	19.562	126.6	103.4	1	10:15:31.514	1:04.959	19.380	24.480	21.099	86.3	89.7
9	10:22:58.131	57.142	16.547	21.556	19.039	127.1	104.7	2	10:16:35.104	1:03.590	18.816	24.145	20.629	115.7	94.9
10	10:23:55.258	57.127	16.497	22.054	18.576	128.3	103.1	3	10:17:37.270	1:02.166	18.308	23.267	20.591	116.7	95.3
11	10:24:53.070	57.812	16.494	22.043	19.275	130.8	102.5	4	10:18:39.187	1:01.917	18.674	22.963	20.280	115.3	95.7
12	10:25:53.929	1:00.859	18.250	22.895	19.714	126.4	92.7	5	10:19:40.800	1:01.613	18.205	22.767	20.641	116.7	96.0
13	10:26:53.556	59.627	16.753	22.393	20.481	122.2	98.8	6	10:20:43.192	1:02.392	18.357	23.243	20.792	115.1	97.0
14	10:27:52.221	58.665	16.923	22.230	19.512	118.1	98.7	7	10:21:45.026	1:01.834	18.384	22.806	20.644	116.1	96.6
(26) Michael BARRON															
1	10:15:25.202	59.910	18.017	22.910	18.983	81.0	98.5	8	10:22:49.341	1:04.315	18.794	24.718	20.803	101.8	95.7
2	10:16:22.254	57.052	16.797	21.600	18.655	123.4	100.3	9	10:23:50.431	1:01.090	17.805	22.488	20.797	115.3	96.8
3	10:17:19.043	56.789	16.676	21.394	18.719	122.9	100.5	10	10:24:52.326	1:01.895	17.989	23.078	20.828	114.9	97.4
4	10:18:15.669	56.626	16.456	21.452	18.718	122.9	100.6	11	10:25:55.481	1:03.155	18.631	24.002	20.522	113.7	95.5
5	10:19:12.741	57.072	16.683	21.417	18.972	122.9	99.6	12	10:26:56.780	1:01.299	17.844	22.939	20.516	114.7	97.5
6	10:20:10.919	58.178	16.785	21.673	19.720	121.8	99.3	13	10:27:57.702	1:00.922	17.746	22.728	20.448	116.3	98.4
7	10:21:08.509	57.590	16.844	21.637	19.109	122.0	98.5	(221) James STRACHAN							
8	10:22:06.556	58.047	16.675	21.957	19.415	121.4	99.0	1	10:15:31.954	1:05.301	20.126	24.173	21.002	79.6	
9	10:23:05.301	58.745	17.288	21.921	19.536	120.3	99.7	2	10:16:34.625	1:02.671	18.131	23.837	20.703	111.3	94.9
10	10:24:04.571	59.270	17.167	22.682	19.421	121.1	97.0	3	10:17:36.468	1:01.843	17.747	23.726	20.370	113.0	95.5
11	10:25:01.982	57.411	16.854	21.423	19.134	121.1	97.7	4	10:18:38.324	1:01.856	17.852	23.559	20.445	113.7	93.7
12	10:26:01.427	59.445	18.018	22.252	19.175	122.0	96.6	5	10:19:40.521	1:02.197	18.106	23.303	20.788	112.4	
13	10:27:01.962	1:00.535	17.966	22.477	20.092	114.9	95.2	6	10:20:42.725	1:02.204	17.932	23.579	20.693	110.2	94.1
14	10:28:00.371	58.409	17.064	21.898	19.447	119.2	97.8	7	10:21:44.623	1:01.898	17.913	23.326	20.659	111.5	
(155) Adam KINDNESS															
1	10:15:29.432	1:01.935	18.688	23.179	20.068	88.0	95.6	8	10:22:49.212	1:04.589	18.335	24.369	21.885	107.2	
2	10:16:27.724	58.292	17.068	21.888	19.336	115.5	96.1	9	10:23:51.203	1:01.991	18.131	23.238	20.622	107.7	
3	10:17:25.888	58.164	17.085	21.689	19.390	116.8	94.8	10	10:24:53.673	1:02.470	17.857	24.056	20.557	111.7	95.2
4	10:18:23.577	57.689	16.942	21.332	19.415	116.9	96.0	11	10:25:56.058	1:02.385	18.130	23.907	20.348	111.5	95.5
5	10:19:21.099	57.522	16.864	21.342	19.316	115.9	96.0	12	10:26:57.929	1:01.871	18.138	22.768	20.965	106.9	94.9
6	10:20:18.531	57.432	16.917	21.248	19.267	117.1	95.9	13	10:27:59.094	1:01.165	17.800	23.016	20.349	110.4	95.3
7	10:21:16.725	58.194	17.068	21.633	19.423	117.3	95.3	(96) Murray DOUGLAS							
8	10:22:14.672	57.947	17.013	21.428	19.506	115.1	96.0	1	10:15:34.427	1:05.808	20.456	24.640	20.712	81.2	80.7
2	10:16:37.390	1:02.963	18.924	23.774	20.265	102.8	94.1	2	10:16:37.390	1:02.963	18.924	23.774	20.265	102.8	94.1
3	10:17:39.267	1:01.877	17.705	23.497	20.675	113.5	94.5	3	10:17:39.267	1:01.877	17.705	23.497	20.675	113.5	94.5
4	10:18:42.104	1:02.837	18.568	23.741	20.528	106.0	92.3	4	10:18:42.104	1:02.837	18.568	23.741	20.528	106.0	92.3
5	10:19:44.824	1:02.720	18.203	24.041	20.476	112.6	88.8	5	10:19:44.824	1:02.720	18.203	24.041	20.476	112.6	88.8
6	10:20:48.105	1:03.281	18.360	23.853	21.068	107.2	91.4	6	10:20:48.105	1:03.281	18.360	23.853	21.068	107.2	91.4

Clerk of the Course

Sig : **Time :**
Chief Timekeeper : Ian Sharp (SMART Timing)
Results available at www.smart-timing.co.uk and www.speed



Lap	Time of Day	Lap Tm	S1	S2	S3	SFSpd	S1Spd	Lap	Time of Day	Lap Tm	S1	S2	S3	SFSpd	S1Spd
7	10:21:52.440	1:04.335	18.593	23.530	22.212	100.5	92.4								
8	10:22:59.562	1:07.122	19.771	24.968	22.383	98.5	85.9								
9	10:24:07.899	1:08.337	20.417	24.989	22.931	88.0	84.1								
10	10:25:16.454	1:08.555	20.021	25.587	22.947	90.1	82.2								
11	10:26:31.316	1:14.862	24.115	27.087	23.660	87.7	69.7								
12	10:27:40.107	1:08.791	21.183	24.973	22.635	86.9	71.5								

(11) Ally CHALMERS

1	10:15:39.811	1:10.651	21.866	24.736	24.049	69.8	75.4
2	10:16:48.012	1:08.201	20.044	24.192	23.965	90.7	76.7
3	10:17:57.041	1:09.029	19.889	24.610	24.530	89.7	76.0
4	10:19:05.086	1:08.045	19.866	24.106	24.073	89.8	75.5
5	10:20:15.214	1:10.128	19.859	25.900	24.369	90.3	75.9
6	10:21:24.405	1:09.191	19.921	25.378	23.892	90.8	75.7
7	10:22:32.160	1:07.755	19.462	24.206	24.087	90.4	77.3
8	10:23:40.536	1:08.376	20.067	24.490	23.819	89.7	
9	10:24:48.990	1:08.454	20.303	24.544	23.607	90.2	75.1
10	10:25:56.761	1:07.771	20.202	23.901	23.668	90.2	75.0
11	10:27:06.892	1:10.131	20.637	24.183	25.311	90.2	75.3
12	10:28:14.299	1:07.407	19.804	23.847	23.756	90.1	75.8

(9) Ron CUMMING

1	10:15:19.037	55.794	17.258	20.619	17.917	83.6	114.5
2	10:16:12.478	53.441	15.774	19.903	17.764	136.1	117.5
3	10:17:05.292	52.814	15.098	19.918	17.798	133.9	117.7
4	10:17:58.994	53.702	15.589	20.015	18.098	134.2	115.1
5	10:18:53.428	54.434	15.539	20.186	18.709	135.3	114.9
6	10:19:48.315	54.887	15.425	20.776	18.686	135.6	116.1
7	10:20:42.650	54.335	15.590	20.392	18.353	136.1	113.0
8	10:21:36.209	53.559	15.494	20.124	17.941	135.3	115.9
9	10:22:31.116	54.907	15.486	21.163	18.258	134.5	113.2
10	10:23:25.541	54.425	15.659	20.478	18.288	133.4	114.5
11	10:24:21.467	55.926	15.811	20.223	19.892	129.3	116.3

(21) Louise STRACHAN

1	10:15:28.529	1:02.218	18.904	23.047	20.267	75.7	95.9
2	10:16:27.565	59.036	17.335	21.974	19.727	110.9	97.7
3	10:17:27.126	59.561	17.522	22.167	19.872	109.3	96.8
4	10:18:26.018	58.892	17.254	21.998	19.640	108.9	95.6
5	10:19:24.688	58.670	17.249	21.617	19.804	109.1	92.9
6	10:20:23.967	59.279	17.166	21.846	20.267	110.9	95.1
7	10:21:23.741	59.774	17.466	22.073	20.235	110.0	96.1
8	10:22:22.909	59.168	17.454	21.664	20.050	111.1	93.6
9	10:23:21.796	58.887	17.333	21.601	19.953	110.2	95.7
10	10:24:21.029	59.233	17.320	21.859	20.054	110.4	93.9

(78) David HEADEN

1	10:15:28.731	1:01.687	18.694	23.410	19.583	87.2	
2	10:16:26.168	57.437	16.229	21.864	19.344	125.7	
3	10:17:23.210	57.042	16.139	21.821	19.082	128.1	
4	10:18:19.942	56.732	16.088	21.684	18.960	127.3	
5	10:19:16.585	56.643	16.085	21.813	18.745	130.8	107.9
6	10:20:13.343	56.758	15.951	21.757	19.050	130.8	106.9
7	10:21:10.021	56.678	15.777	21.968	18.933	128.8	106.7
8	10:22:06.929	56.908	15.764	21.866	19.278	128.8	

(14) Michael IMRIE

1	10:15:34.790	1:06.295	20.261	24.108	21.926	74.4	81.2
2	10:16:39.363	1:04.573	18.919	23.881	21.773	97.0	80.8
3	10:17:43.401	1:04.038	18.654	23.490	21.894	97.7	81.2
4	10:18:47.003	1:03.602	18.693	23.265	21.644	96.7	81.6
5	10:19:50.809	1:03.806	18.875	23.237	21.694	97.3	81.4
6	10:20:56.634	1:05.825	19.075	23.870	22.880	96.7	78.9
7	10:22:06.358	1:09.724	19.659	24.621	25.444	90.7	75.3

Clerk of the Course

Sig : Time :
Chief Timekeeper : Ian Sharp (SMART Timing)

Results available at www.smart-timing.co.uk and www.speed

Printed: 19/04/2026 10:30:41





KMSC/SMRC Race meeting - AC

Lapchart

Scottish Modsports Race Championship

Knockhill AC 1.271 miles

Race 6 - 2nd Race

19/04/2026 10:20

Race (12:00 and 1 Laps) started at 10:14:17



Competitors	Laps															
	0	1	2	3	4	5	6	7	8	9	10	11	12	13	14	
Ron CUMMING (9)	1	9	9	9	9	9	9	9	9	9	9	9	9	10	10	10
Mark THOMSON (10)	2	10	10	10	10	10	10	10	10	10	10	10	10	1	1	1
Adam MORRISON (1)	3	1	1	1	1	1	1	1	1	1	1	1	1	55	55	55
Fiona KINDNESS (55)	4	55	55	55	55	55	55	55	55	55	55	55	55	26	26	26
Michael BARRON (26)	5	26	26	26	26	26	26	26	26	26	26	26	26	155	155	155
Iain BLACKLEY (333)	6	333	333	78	78	78	78	78	78	78	155	155	155	333	333	
Louise STRACHAN (21)	7	21	21	21	155	155	155	155	155	155	21	21	333	23	23	
Craig HOUSTON (91)	8	91	78	155	21	21	21	21	21	21	333	333	23	91	91	
James STRACHAN (221)	9	221	155	333	333	333	333	333	333	333	23	23	91	221	221	
David HEADEN (78)	10	78	91	23	23	23	23	23	23	23	91	91	221	96		
Adam KINDNESS (155)	11	155	23	221	221	221	221	221	221	221	221	221	96	11		
Michael IMRIE (14)	12	14	221	91	91	91	91	91	91	91	96	96	11			
Murray DOUGLAS (96)	13	96	96	96	96	96	96	96	96	96	11	11				
Ally CHALMERS (11)	14	11	14	14	14	14	14	14	14	14	11					
Andrew COWIE (23)	15	23	11	11	11	11	11	11	11							
-	16															
-	17															

Clerk of the Course

Sig : Time :
Chief Timekeeper : Ian Sharp (SMART Timing)
Results available at www.smart-timing.co.uk and www.speed

Printed: 19/04/2026 10:31:08





KMSC/SMRC Race meeting - AC

Scottish Modsports Race Championship

Knockhill AC 1.271 miles

Race 12 - 3rd Race

19/04/2026 14:25

Race (12:00 and 1 Laps)



POLE POSITION

1	1 10 Mark THOMSON
2	3 55 Fiona KINDNESS
3	5 155 Adam KINDNESS
4	7 23 Andrew COWIE
5	9 221 James STRACHAN
6	11 11 Ally CHALMERS
7	13 21 Louise STRACHAN
8	15 14 Michael IMRIE
9	17 69 Andrew PATERSON

2	1 Adam MORRISON
4	26 Michael BARRON
6	333 Iain BLACKLEY
8	91 Craig HOUSTON
10	96 Murray DOUGLAS
12	9 Ron CUMMING
14	78 David HEADEN
16	63 Stuart THOMSON

Clerk of the Course

Sig : Time :
Chief Timekeeper : Ian Sharp (SMART Timing)

Results available at www.smart-timing.co.uk and www.speed

Printed: 19/04/2026 10:31:46



Orbits

**KMSC/SMRC Race meeting - AC****Sorted on Laps**

Scottish Legends Cars Championship

Knockhill AC 1.271 miles

Race 7 - Heat 2a - AMENDED RESULT

19/04/2026 10:45

Race (8 Laps) started at 10:48:31

Pos	No.	Name	Make/Model	CC	Class	Laps	Total Tm	Diff	Best Tm	In Lap	2nd Best
1	77	Michael WEDDELL	Legend Coupe	890	SC	8	8:00.843		58.191	7	58.535
2	97	Jamie BLAKE	Legend Coupe	890	SC	8	8:02.422	1.579	58.003	5	58.308
3	2	David ALLAN	34 Coupe	890	SC	8	8:05.187	4.344	59.288	5	59.306
4	24	Matthew PAPE	Legend 34 Coupe	950	SC	8	8:06.096	5.253	58.276	7	58.382
5	95	Maxim POPELYUSHKO	Legend Coupe	847	SC	8	8:10.356	9.513	59.038	5	59.384
6	1	Ben MASON	Ford Coupe	847	SC	8	8:10.369	9.526	57.896	7	58.042
7	14	Daniel CLARK	Legend Coupe	890	SC	8	8:17.906	17.063	59.066	5	59.523
8	305	Carlos PEREZ	Ford Coupe	890	SC	8	8:19.607	18.764	59.115	7	59.125
9	48	Declan BURKE	Legend Coupe	1250	SC	8	8:19.669	18.826	1:01.170	5	1:01.200
10	85	Mark BEATY	Legend 34 Coupe	890	SC	8	8:19.834	18.991	59.058	6	59.101
11	68	Nick BRIDGEMAN	Legend 34 Coupe	1250	SC	8	8:20.186	19.343	58.644	7	58.899
12	94	Angus SCRIVENER	Legend 34 Coupe	899	SCR	8	8:20.261	19.418	58.941	5	59.328
13	555	Ewan ROBERTSON	Legend Coupe	900	SC	8	8:21.968	21.125	1:00.261	4	1:00.350
14	6	Gary ATKINSON	Ford Coupe	890	SC	8	8:22.221	21.378	59.635	7	59.987
15	13	Scott SMITH	Legends Sedan	1250	KC	8	8:25.189	24.346	59.756	5	1:00.263
16	333	Bill READ	Legend Coupe	890	SC	8	8:28.034	27.191	1:01.055	6	1:01.491
17	43	Aiden McANDREW-DOWI	Legend 37 Sedan	1250	LT	8	8:32.259	31.416	1:00.856	4	1:01.224
18	27	Grant HUNTER	Legend Coupe	890	SC	8	8:32.830	31.987	59.556	5	59.854
19	7	Christopher WALLACE	Ford Coupe	1250	KC	8	8:32.927	32.084	1:01.642	5	1:01.926
20	9	Colin ATKINSON	Ford Coupe	899	SC	8	8:33.581	32.738	59.443	5	59.729
21	127	Phil ROWLANDS	Legend Coupe	890	SC	8	8:34.176	33.333	1:01.152	5	1:01.390
22	55	Stuart McANDREW	Legend Coupe	1250	SC	8	8:34.768	33.925	59.349	6	59.920
23	17	Ronald WILKINSON	Legend Coupe	1250	SC	8	8:34.840	33.997	1:01.411	7	1:01.428
24	236	Darryl LAWS	Legend Coupe	890	SC	8	8:35.063	34.220	1:01.332	4	1:01.407
25	44	Harry IRVINE	Legend 37 Sedan	1250	KCR LT	8	8:36.212	35.369	1:01.379	4	1:01.389
26	733	Keith ATKINSON	Legend Coupe	1250	SC	8	8:46.581	45.738	1:00.627	5	1:01.088
27	66	Alastair CALDERWOOD	Legend Sedan	900	SC	8	9:01.307	1:00.464	1:03.199	4	1:04.229
28	5	Richard DUNBAR	Ford Coupe	1250	KCR	7	8:55.429	1 Lap	1:04.940	2	1:05.662
Not classified											
DNF	15	Elby CLARK	Legend Coupe	890	SC	3	3:11.355	DNF	1:01.996	1	1:02.081
DNF	22	Chris DEWEY	Legend Coupe	1250	SC		4.850	DNF		0	
DQ	51	Murray SCOTT	Legend Coupe	950	SC	8	8:02.470	DQ	58.555	6	58.871
DQ	12	Colin REID	Ford Coupe	890	KCR	8	8:22.497	DQ	59.865	6	59.882

Announcements

AMENDED RESULT 13:01 - Car No.51 Disqualified - Yellow Flag infringement NCR Ch12 App8 Art 1.7 e/f

AMENDED RESULT 14:23 - Car No.12 Disqualified - Yellow Flag infringement NCR Ch12 App8 Art 1.7 e/f

AMENDED RESULT 15:10 - Car No.9 - Racetime includes 15 second penalty - NCR Ch2 AppA Art1.3

Margin of Victory	Avg. Speed	Best Lap Tm	Best Speed	Best Lap by
1.579	76.144	57.896	79.050	1 - Ben MASON

Clerk of the Course

Sig : Time :
 Chief Timekeeper : Ian Sharp (SMART Timing)

Results available at www.smart-timing.co.uk and www.specc

Printed: 19/04/2026 15:21:18



Orbits



KMSC/SMRC Race meeting - AC

Scottish Legends Cars Championship

Knockhill AC 1.271 miles

Race 7 - Heat 2a - AMENDED RESULT

19/04/2026 10:45

Race (8 Laps) started at 10:48:31

Lap	Time of Day	Lap Tm	S1	S2	S3	SFSpd
(77) Michael WEDDELL						
1	10:49:38.834	1:01.109	18.697	22.711	19.701	86.9
2	10:50:39.271	1:00.437	17.706	22.792	19.939	112.0
3	10:51:38.509	59.238	17.564	21.698	19.976	110.2
4	10:52:37.317	58.808	17.456	21.449	19.903	106.5
5	10:53:36.349	59.032	17.517	21.456	20.059	106.7
6	10:54:34.884	58.535	17.345	21.289	19.901	106.4
7	10:55:33.075	58.191	17.159	21.153	19.879	107.4
8	10:56:32.775	59.700	17.178	22.344	20.178	107.2

Lap	Time of Day	Lap Tm	S1	S2	S3	SFSpd
(97) Jamie BLAKE						
1	10:49:41.104	1:03.444	19.615	23.790	20.039	88.8
2	10:50:42.559	1:01.455	18.259	23.101	20.095	111.8
3	10:51:41.776	59.217	17.111	22.301	19.805	110.9
4	10:52:40.408	58.632	17.333	21.353	19.946	108.2
5	10:53:38.411	58.003	17.243	21.113	19.647	108.2
6	10:54:37.471	59.060	17.361	21.742	19.957	112.0
7	10:55:35.779	58.308	17.356	21.213	19.739	109.1
8	10:56:34.354	58.575	17.206	21.747	19.622	109.8

Lap	Time of Day	Lap Tm	S1	S2	S3	SFSpd
(2) David ALLAN						
1	10:49:37.873	1:01.315	18.350	22.449	20.516	84.8
2	10:50:39.192	1:01.319	17.820	23.150	20.349	105.3
3	10:51:39.420	1:00.228	17.707	22.728	19.793	107.2
4	10:52:38.726	59.306	17.359	22.023	19.924	111.7
5	10:53:38.014	59.288	17.395	21.889	20.004	111.5
6	10:54:37.487	59.473	17.526	21.779	20.168	110.2
7	10:55:37.192	59.705	18.028	21.748	19.929	108.2
8	10:56:37.119	59.927	17.159	22.492	20.276	109.7

Lap	Time of Day	Lap Tm	S1	S2	S3	SFSpd
(24) Matthew PAPE						
1	10:49:41.492	1:03.121	19.421	23.770	19.930	94.8
2	10:50:45.385	1:03.893	18.059	25.766	20.068	114.1
3	10:51:44.350	58.965	17.233	21.994	19.738	110.9
4	10:52:43.963	59.613	17.487	22.058	20.068	113.9
5	10:53:42.568	58.605	16.831	21.747	20.027	110.6
6	10:54:41.370	58.802	16.982	21.863	19.957	110.4
7	10:55:39.646	58.276	16.915	21.483	19.878	111.1
8	10:56:38.028	58.382	16.856	21.746	19.780	111.1

Lap	Time of Day	Lap Tm	S1	S2	S3	SFSpd
(95) Maxim POPELYUSHKO						
1	10:49:40.591	1:03.516	18.780	24.179	20.557	85.2
2	10:50:41.862	1:01.271	17.344	23.695	20.232	109.7
3	10:51:43.795	1:01.933	17.290	24.103	20.540	108.9
4	10:52:44.517	1:00.722	17.287	23.333	20.102	109.5
5	10:53:43.555	59.038	16.462	22.656	19.920	110.6
6	10:54:42.939	59.384	16.607	22.668	20.109	109.1
7	10:55:42.409	59.470	16.791	22.731	19.948	108.9
8	10:56:42.288	59.879	16.718	22.805	20.356	107.2

Lap	Time of Day	Lap Tm	S1	S2	S3	SFSpd
(1) Ben MASON						
1	10:49:43.068	1:04.418	18.741	25.246	20.431	94.7
2	10:50:49.694	1:06.626	17.363	27.468	21.795	113.4
3	10:51:48.926	59.232	17.148	22.127	19.957	112.2
4	10:52:48.680	59.754	17.164	22.236	20.354	107.0
5	10:53:46.722	58.042	17.089	21.186	19.767	108.1
6	10:54:45.004	58.282	16.336	22.019	19.927	108.2
7	10:55:42.900	57.896	16.311	21.929	19.656	108.2
8	10:56:42.301	59.401	17.092	22.254	20.055	109.1

Lap	Time of Day	Lap Tm	S1	S2	S3	SFSpd
(14) Daniel CLARK						
1	10:49:43.340	1:05.296	19.440	25.760	20.096	88.4
2	10:50:49.759	1:06.419	16.990	28.441	20.988	112.6
3	10:51:50.883	1:01.124	17.582	22.769	20.773	107.9
4	10:52:50.406	59.523	16.580	22.582	20.361	112.6
5	10:53:49.472	59.066	17.185	21.868	20.013	110.7
6	10:54:49.451	59.979	17.397	22.291	20.291	111.1
7	10:55:49.473	1:00.022	16.544	22.736	20.742	110.0
8	10:56:49.838	1:00.365	17.611	22.477	20.277	107.2

Lap	Time of Day	Lap Tm	S1	S2	S3	SFSpd
(305) Carlos PEREZ						
1	10:49:45.732	1:06.776	19.791	24.738	22.247	94.5
2	10:50:51.432	1:05.700	17.495	26.185	22.020	107.9

Lap	Time of Day	Lap Tm	S1	S2	S3	SFSpd
3	10:51:51.750	1:00.318	17.521	22.680	20.117	112.0
4	10:52:51.532	59.782	17.309	22.433	20.040	113.9
5	10:53:50.657	59.125	17.214	21.869	20.042	111.3
6	10:54:50.871	1:00.214	17.329	22.419	20.466	110.6
7	10:55:49.986	59.115	17.190	22.038	19.887	110.2
8	10:56:51.539	1:01.553	17.522	23.535	20.496	110.7

Lap	Time of Day	Lap Tm	S1	S2	S3	SFSpd
(48) Declan BURKE						
1	10:49:40.984	1:03.598	19.646	23.415	20.537	88.0
2	10:50:42.661	1:01.677	18.095	23.096	20.486	110.2
3	10:51:44.269	1:01.608	17.883	23.056	20.669	106.0
4	10:52:45.761	1:01.492	17.931	22.899	20.662	108.6
5	10:53:46.931	1:01.170	17.737	22.538	20.895	106.5
6	10:54:48.131	1:01.200	17.839	22.612	20.749	104.7
7	10:55:49.587	1:01.456	17.825	22.554	21.077	105.3
8	10:56:51.601	1:02.014	17.804	23.464	20.746	103.6

Lap	Time of Day	Lap Tm	S1	S2	S3	SFSpd
(85) Mark BEATY						
1	10:49:45.962	1:08.367			20.703	85.9
2	10:50:51.548	1:05.586	17.590	26.189	21.807	110.7
3	10:51:52.131	1:00.583	17.537	22.798	20.248	111.7
4	10:52:52.392	1:00.261	17.382	22.794	20.085	111.1
5	10:53:52.197	59.805	17.161	22.479	20.165	110.7
6	10:54:51.255	59.058	17.294	21.692	20.072	108.4
7	10:55:50.356	59.101	17.259	21.844	19.998	109.7
8	10:56:51.766	1:01.410	17.370	23.559	20.481	111.7

Lap	Time of Day	Lap Tm	S1	S2	S3	SFSpd
(68) Nick BRIDGEMAN						
1	10:49:48.180	1:09.867	19.708	29.521	20.638	90.1
2	10:50:52.168	1:03.988	17.084	25.866	21.038	111.8
3	10:51:52.927	1:00.759	16.620	24.046	20.093	111.3
4	10:52:53.509	1:00.582	16.765	23.450	20.367	111.3
5	10:53:52.408	58.899	16.490	22.486	19.923	112.2
6	10:54:52.351	59.943	16.824	23.228	19.891	110.2
7	10:55:50.995	58.644	16.330	22.457	19.857	112.8
8	10:56:52.118	1:01.123	16.620	23.909	20.594	111.1

Lap	Time of Day	Lap Tm	S1	S2	S3	SFSpd
(94) Angus SCRIVENER						
1	10:49:47.384	1:07.722	19.999	26.712	21.011	92.2
2	10:50:52.300	1:04.916	18.296	25.705	20.915	111.8
3	10:51:53.107	1:00.807	17.511	23.260	20.036	112.2
4	10:52:53.593	1:00.486	17.546	22.716	20.224	113.0
5	10:53:52.534	58.941	17.573	21.761	19.607	111.1
6	10:54:53.179	1:00.645	17.573	22.915	20.157	109.5
7	10:55:52.865	59.686	17.164	22.343	20.179	111.3
8	10:56:52.193	59.328	17.104	21.913	20.311	114.1

Lap	Time of Day	Lap Tm	S1	S2	S3	SFSpd
(555) Ewan ROBERTSON						
1	10:49:42.998	1:04.615	19.749	24.302	20.564	94.4
2	10:50:50.597	1:07.599	18.073	28.029	21.497	111.3
3	10:51:51.197	1:00.600	17.904	22.506	20.190	108.2
4	10:52:51.458	1:00.261	17.676	22.330	20.255	110.9
5	10:53:51.808	1:00.350	17.769	22.275	20.306	109.1
6	10:54:52.176	1:00.368	17.744	22.375	20.249	108.8
7	10:55:52.793	1:00.617	17.560	22.621	20.436	



KMSC/SMRC Race meeting - AC

Scottish Legends Cars Championship

Knockhill AC 1.271 miles

Race 7 - Heat 2a - AMENDED RESULT

19/04/2026 10:45

Race (8 Laps) started at 10:48:31

Lap	Time of Day	Lap Tm	S1	S2	S3	SFSpd
7	10:55:56.858	1:00.752	17.741	22.530	20.481	109.1
8	10:56:57.121	1:00.263	17.668	22.173	20.422	106.0

Lap	Time of Day	Lap Tm	S1	S2	S3	SFSpd
1	10:49:47.192	1:07.841	20.005	25.717	22.119	93.1
2	10:50:53.170	1:05.978	17.930	26.896	21.152	104.5
3	10:51:56.150	1:02.980	18.440	23.754	20.786	110.4
4	10:52:57.578	1:01.428	17.810	22.796	20.822	108.8
5	10:53:59.684	1:02.106	17.785	23.734	20.587	109.1
6	10:55:01.975	1:02.291	17.893	23.868	20.530	108.6
7	10:56:03.386	1:01.411	17.839	22.980	20.592	108.6
8	10:57:06.772	1:03.386	18.218	24.195	20.973	109.5

(333) Bill READ

1	10:49:40.552	1:04.059	19.573	23.582	20.904	82.1
2	10:50:48.208	1:07.656	18.884	27.399	21.373	106.4
3	10:51:50.794	1:02.586	18.144	23.356	21.086	104.0
4	10:52:53.513	1:02.719	18.330	23.830	20.559	109.3
5	10:53:55.004	1:01.491	17.995	22.943	20.553	108.9
6	10:54:56.059	1:01.055	17.888	22.509	20.658	108.4
7	10:55:57.663	1:01.604	17.855	23.162	20.587	107.9
8	10:56:59.966	1:02.303	18.155	23.287	20.861	107.7

(236) Darryl LAWS

1	10:49:49.746	1:09.372	20.580	27.485	21.307	92.4
2	10:50:55.262	1:05.516	18.397	26.077	21.042	107.5
3	10:51:57.528	1:02.266	18.155	23.486	20.625	109.5
4	10:52:58.860	1:01.332	18.179	22.790	20.363	110.0
5	10:54:00.415	1:01.555	17.404	23.583	20.568	109.3
6	10:55:02.979	1:02.564	18.144	23.843	20.577	108.4
7	10:56:04.386	1:01.407	17.882	22.944	20.581	108.1
8	10:57:06.995	1:02.609	18.158	23.914	20.537	110.6

(43) Aiden McANDREW-DOWEN

1	10:49:50.500	1:09.542	21.548	26.736	21.258	93.5
2	10:50:54.500	1:04.000	18.129	24.903	20.968	110.7
3	10:51:57.089	1:02.589	18.558	23.101	20.930	112.8
4	10:52:57.945	1:00.856	18.193	22.356	20.307	109.5
5	10:53:59.881	1:01.936	17.943	23.454	20.539	113.4
6	10:55:01.473	1:01.592	17.657	23.250	20.685	105.3
7	10:56:02.967	1:01.494	17.848	22.960	20.686	110.7
8	10:57:04.191	1:01.224	17.623	22.760	20.841	110.9

(44) Harry IRVINE

1	10:49:50.468	1:10.235	21.985	26.554	21.696	91.2
2	10:50:55.882	1:05.414	19.398	24.707	21.309	106.7
3	10:51:58.071	1:02.189	18.173	23.202	20.814	107.2
4	10:52:59.450	1:01.579	17.989	22.823	20.567	107.0
5	10:54:01.250	1:01.800	17.999	23.031	20.770	106.2
6	10:55:03.701	1:02.451	17.770	23.662	21.019	106.0
7	10:56:05.090	1:01.389	18.067	22.657	20.665	105.2
8	10:57:08.144	1:03.054	17.913	24.060	21.081	107.9

(27) Grant HUNTER

1	10:49:42.240	1:04.232	19.437	24.310	20.485	92.3
2	10:51:03.657	1:21.417	17.653	27.654	36.110	109.8
3	10:52:04.026	1:00.369	17.514	22.337	20.518	105.3
4	10:53:04.050	1:00.024	17.523	22.053	20.448	107.2
5	10:54:03.606	59.556	17.404	21.975	20.177	107.2
6	10:55:03.585	59.979	17.374	22.051	20.554	108.2
7	10:56:03.439	59.854	17.375	22.291	20.188	109.8
8	10:57:04.762	1:01.323	17.728	23.177	20.418	111.5

(733) Keith ATKINSON

1	10:49:54.956	1:17.061			21.792	87.7
2	10:50:57.544	1:02.588	18.193	22.962	21.433	106.5
3	10:51:58.632	1:01.088	17.346	23.182	20.560	108.4
4	10:52:59.908	1:01.276	18.095	22.618	20.563	108.1
5	10:54:00.535	1:00.627	17.754	22.493	20.380	108.2
6	10:55:02.476	1:01.941	17.508	23.787	20.646	109.1
7	10:56:04.346	1:01.870	17.504	23.047	21.319	107.2
8	10:57:18.513	1:14.167	18.572	23.847	31.748	107.5

(7) Christopher WALLACE

1	10:49:45.662	1:08.141	19.745	25.845	22.551	82.6
2	10:50:52.767	1:07.105	17.868	27.427	21.810	104.0
3	10:51:55.165	1:02.398	17.260	23.963	21.175	106.0
4	10:52:57.153	1:01.988	17.650	23.480	20.858	103.7
5	10:53:58.795	1:01.642	17.369	23.253	21.020	103.9
6	10:55:00.751	1:01.956	17.772	23.173	21.011	104.2
7	10:56:02.677	1:01.926	17.068	23.718	21.140	105.2
8	10:57:04.859	1:02.182	17.301	24.128	20.753	101.7

(66) Alastair CALDERWOOD

1	10:49:53.994	1:12.727	23.794	27.253	21.680	89.1
2	10:51:04.885	1:10.891	23.532	24.967	22.392	104.5
3	10:52:09.114	1:04.229	18.251	24.159	21.819	105.3
4	10:53:12.313	1:03.199	18.009	23.919	21.271	104.4
5	10:54:16.952	1:04.639	18.657	24.405	21.577	102.8
6	10:55:22.294	1:05.342	18.846	24.917	21.579	104.0
7	10:56:28.019	1:05.725	18.559	24.525	22.641	103.6
8	10:57:33.239	1:05.220	19.417	24.265	21.538	97.8

(9) Colin ATKINSON

1	10:49:42.763	1:04.812	19.601	24.686	20.525	87.5
2	10:50:49.706	1:06.943	17.321	27.654	21.968	110.0
3	10:51:50.297	1:00.591	17.491	22.650	20.450	108.2
4	10:52:50.026	59.729	17.340	22.042	20.347	107.9
5	10:53:49.469	59.443	17.187	21.991	20.265	107.7
6	10:54:49.564	1:00.095	17.380	22.685	20.030	107.4
7	10:55:49.652	1:00.088	17.460	22.064	20.564	111.7
8	10:56:50.513	1:00.861	17.537	23.072	20.252	109.8

(5) Richard DUNBAR

1	10:49:52.334	1:11.453	20.703	28.925	21.825	85.3
2	10:50:57.274	1:04.940	18.154	25.201	21.585	106.2
3	10:52:04.223	1:06.949	18.304	24.948	23.697	106.0
4	10:53:10.682	1:06.459	17.941	26.754	21.764	102.8
5	10:54:16.663	1:05.981	18.328	25.512	22.141	102.8
6	10:55:22.325	1:05.662	18.170	25.242	22.250	101.8
7	10:57:27.361	2:05.036	18.131	1:24.536	22.369	101.5

(127) Phil ROWLANDS

1	10:49:48.206	1:08.815	21.414	26.388	21.013	93.1
2	10:50:54.124	1:05.918	18.628	26.101	21.189	109.8
3	10:51:56.360	1:02.236	18.709	22.947	20.580	110.7
4	10:52:57.750	1:01.390	17.931	22.894	20.565	112.0
5	10:53:58.902	1:01.152	17.767	22.753	20.632	111.1
6	10:55:00.381	1:01.479	18.216	22.063	21.200	108.6
7	10:56:03.032	1:02.651	18.185	23.492	20.974	105.7
8	10:57:06.108	1:03.076	18.222	24.056	20.798	106.0

(15) Elby CLARK

1	10:49:38.559	1:01.996	18.087	23.596	20.313	83.9
2	10:50:41.206	1:02.647	17.984	24.398	20.265	108.8
3	10:51:43.287	1:02.081	18.069	23.654	20.358	108.8

(55) Stuart McANDREW

1	10:49:45.850	1:07.603	20.315	25.629	21.659	92.4
2	10:51:03.929	1:18.079	18.003	26.702	33.374	105.3
3	10:52:04.517	1:00.588	17.752	22.488	20.348	108.1
4	10:53:04.437	59.920	17.456	22.191	20.273	111.5
5	10:54:04.427	59.990	17.377	22.305	20.308	109.8
6	10:55:03.776	59.349	17.234	22.037	20.078	109.5
7	10:56:04.462	1:00.686	17.411	22.891	20.384	112.6
8	10:57:06.700	1:02.238	17.347	24.138	20.753	110.4

(51) Murray SCOTT

1	10:49:38.619	1:01.685	18.872	22.688	20.125	86.3
2	10:50:39.237	1:00.618	17.594	22.829	20.195	109.5
3	10:51:39.189	59.952	17.854			



KMSC/SMRC Race meeting - AC

Scottish Legends Cars Championship

Knockhill AC 1.271 miles

Race 7 - Heat 2a - AMENDED RESULT

19/04/2026 10:45

Race (8 Laps) started at 10:48:31

Lap	Time of Day	Lap Tm	S1	S2	S3	SFSpd	Lap	Time of Day	Lap Tm	S1	S2	S3	SFSpd
1	10:49:47.345	1:06.890	19.954	25.597	21.339	94.4							
2	10:50:51.644	1:04.299	17.692	25.065	21.542	108.8							
3	10:51:52.726	1:01.082	17.853	23.171	20.058	108.8							
4	10:52:54.009	1:01.283	17.979	22.913	20.391	111.3							
5	10:53:53.926	59.917	17.466	22.111	20.340	112.6							
6	10:54:53.791	59.865	17.592	21.989	20.284	110.7							
7	10:55:53.673	59.882	17.610	22.189	20.083	111.8							
8	10:56:54.429	1:00.756	17.638	22.819	20.299	112.0							

Clerk of the Course

Sig : Time :
Chief Timekeeper : Ian Sharp (SMART Timing)
Results available at www.smart-timing.co.uk and www.speed

Printed: 19/04/2026 15:08:44



motor sport UK



RACE WITH RESPECT



Orbits



KMSC/SMRC Race meeting - AC

Lapchart

Scottish Legends Cars Championship

Knockhill AC 1.271 miles

Race 7 - Heat 2a

19/04/2026 10:45

Race (8 Laps) started at 10:48:31



Competitors	Laps									
	0	1	2	3	4	5	6	7	8	
Bill READ (333)	1	333	2	2	77	77	77	77	77	77
David ALLAN (2)	2	2	15	51	51	51	51	51	51	97
Elby CLARK (15)	3	15	51	77	2	2	2	97	97	51
Chris DEWEY (22)	4	22	77	15	97	97	97	2	2	2
Murray SCOTT (51)	5	51	333	95	15	24	24	24	24	24
Gary ATKINSON (6)	6	6	95	97	95	95	95	95	95	95
Maxim POPELYUSHKO (95)	7	95	48	48	48	48	1	1	1	1
Declan BURKE (48)	8	48	6	24	24	1	48	48	14	14
Christopher WALLACE (7)	9	7	97	333	1	9	9	14	48	9
Mark BEATY (85)	10	85	24	1	9	14	14	9	9	305
Jamie BLAKE (97)	11	97	27	9	333	555	305	305	305	48
Michael WEDDELL (77)	12	77	9	14	14	305	555	85	85	85
Keith ATKINSON (733)	13	733	555	555	555	6	85	555	68	68
Colin ATKINSON (9)	14	9	1	6	6	85	6	68	555	94
Grant HUNTER (27)	15	27	14	305	305	68	68	94	94	555
Daniel CLARK (14)	16	14	7	85	85	333	94	6	6	6
Stuart McANDREW (55)	17	55	305	12	12	94	12	12	12	12
Nick BRIDGEMAN (68)	18	68	55	68	68	12	333	333	13	13
Matthew PAPE (24)	19	24	85	94	94	13	13	13	333	333
Ewan ROBERTSON (555)	20	555	13	7	13	7	7	127	7	43
Ben MASON (1)	21	1	17	17	7	17	127	7	43	27
Scott SMITH (13)	22	13	12	13	17	127	17	43	127	7
Carlos PEREZ (305)	23	305	94	127	127	43	43	17	17	127
Ronald WILKINSON (17)	24	17	68	43	43	236	236	733	27	55
Phil ROWLANDS (127)	25	127	127	236	236	44	733	236	733	17
Angus SCRIVENER (94)	26	94	236	44	44	733	44	27	236	236
Harry IRVINE (44)	27	44	44	5	733	27	27	44	55	44
Darryl LAWS (236)	28	236	43	733	27	55	55	55	44	733
Colin REID (12)	29	12	5	27	5	5	5	66	66	66
Richard DUNBAR (5)	30	5	66	55	55	66	66	5	5	
Aiden McANDREW-DOWEN (43)	31	43	733	66	66					
Alastair CALDERWOOD (66)	32	66								

Clerk of the Course

Sig : Time :
 Chief Timekeeper : Ian Sharp (SMART Timing)
 Results available at www.smart-timing.co.uk and www.speed



Orbits

KMSC/SMRC Race meeting - AC

Sorted on best lap time

Super Lap Scotland

Knockhill AC 1.271 miles

Practice 2

19/04/2026 11:05

Practice (15:00 Time) started at 11:05:23



Pos	No.	Name	Make/Model	CC	Class	Laps	Best Tm	Diff	Best Speed	2nd Best
1	10	Nev WOOD	Ariel Atom	2000	P	12	55.999		81.728	56.699
2	92	Michael OSBORNE Snr	Mitsubishi Evo5	1998	P	5	57.105	1.106	80.145	1:03.834
3	64	David WALLACE	Honda S2000	2000	E	9	59.056	3.057	77.497	59.298
4	67	Marshall WISHART	Lotus Elise S3	1800	C RC	10	1:00.162	4.163	76.073	1:00.850
5	7	Steven ARKLEY	Westfield Megabus	1440	B RC	11	1:00.435	4.436	75.729	1:00.509

Clerk of the Course

Sig : Time :
Chief Timekeeper : Ian Sharp (SMART Timing)

Results available at www.smart-timing.co.uk and www.speed

Printed: 19/04/2026 11:22:33



motor
sport
UK

RACE
WITH
RESPECT



KMSC/SMRC Race meeting - AC

Super Lap Scotland

Knockhill AC 1.271 miles

Practice 2

19/04/2026 11:05

Practice (15:00 Time) started at 11:05:23

Lap	Time of Day	Lap Tm	S1	S2	S3	SFSpd	S1Spd	Lap	Time of Day	Lap Tm	S1	S2	S3	SFSpd	S1Spd
(10) Nev WOOD															
1	11:07:10.634	1:28.942	29.742	34.825	24.375	35.4	57.7								
2	11:08:17.487	1:06.853	19.827	25.836	21.190	107.9									
3	11:09:20.392	1:02.905	17.165	24.687	21.053	132.4									
4	11:10:19.875	59.483	16.519	23.292	19.672	133.2									
5	11:11:17.449	57.574	16.175	22.445	18.954	134.8									
6	11:12:27.925	1:10.476	15.712	27.808	26.956	133.4									
7	11:13:37.159	1:09.234	23.259	25.502	20.473	65.9									
8	11:14:36.184	59.025	15.819	23.787	19.419	134.2									
9	11:15:32.883	56.699	15.634	22.281	18.784	135.0									
10	11:16:28.882	55.999	15.071	21.943	18.985	137.2									
11	11:17:36.024	1:07.142	15.649	24.440	27.053	135.3									
12	11:18:41.149	1:05.125	20.440	24.777	19.908	75.1									
(92) Michael OSBORNE Snr															
1	11:07:14.106	1:28.009	28.485	35.531	23.993	26.0	63.6								
2	11:08:19.671	1:05.565	23.079	22.922	19.564	81.1	91.3								
3	11:09:23.505	1:03.834	17.788	26.639	19.407	122.5	68.9								
4	11:10:20.610	57.105	16.505	21.353	19.247	126.6	109.8								
5	11:12:56.218	2:35.608	26.850	27.083	1:41.675	114.9	48.2								
(64) David WALLACE															
1	11:06:52.200	1:24.901	27.941	30.674	26.286	27.1									
2	11:08:01.443	1:09.243	22.235	25.826	21.182	76.4									
3	11:09:00.799	59.356	17.281	21.828	20.247	109.5									
4	11:10:00.097	59.298	17.074	21.977	20.247	111.1									
5	11:10:59.520	59.423	17.411	21.947	20.065	111.5									
6	11:12:23.906	1:24.386	20.321	31.837	32.228	111.7									
7	11:13:51.802	1:27.896	27.539	37.701	22.656	49.6									
8	11:14:51.216	59.414	17.170	22.085	20.159	111.5									
9	11:15:50.272	59.056	17.242	21.911	19.903	111.7									
(67) Marshall WISHART															
1	11:07:22.560	1:14.073	25.375	26.448	22.250	27.2	82.5								
2	11:08:25.174	1:02.614	17.546	24.020	21.048	113.7	'107.6								
3	11:09:27.332	1:02.158	17.451	24.067	20.640	117.7	'107.6								
4	11:10:28.369	1:01.037	17.053	23.569	20.415	119.6	0.0								
5	11:11:29.219	1:00.850	16.969	23.833	20.048	120.7	0.0								
6	11:12:34.909	1:05.690	16.935	27.380	21.375	120.0	0.0								
7	11:13:42.058	1:07.149	17.100	25.754	24.295	117.1	0.0								
8	11:16:34.537	2:52.479	19.395	24.372	2:08.712	77.9	'107.6								
9	11:17:44.155	1:09.618	22.548	25.482	21.588	39.9	0.0								
10	11:18:44.317	1:00.162	16.744	22.997	20.421	116.7									
(7) Steven ARKLEY															
1	11:07:08.018	1:29.002	31.009	32.256	25.737	27.6	55.3								
2	11:08:14.742	1:06.724	20.337	25.599	20.788	81.9	90.8								
3	11:09:22.516	1:07.774	18.070	24.217	25.487	115.9	95.3								
4	11:10:25.529	1:03.013	17.883	24.387	20.743	111.8	90.2								
5	11:11:26.038	1:00.509	17.491	23.080	19.938	110.2	99.9								
6	11:12:39.218	1:13.180	17.285	29.924	25.971	115.5	101.1								
7	11:13:42.128	1:02.910	17.528	23.449	21.933	110.0	101.8								
8	11:14:42.563	1:00.435	17.456	22.987	19.992	113.2	100.2								
9	11:16:09.772	1:27.209	27.402	34.058	25.749	112.2	38.6								
10	11:17:42.561	1:32.789	24.690	32.863	35.236	79.2	41.6								
11	11:19:04.946	1:22.385	27.331	32.426	22.628	47.1	62.1								

Clerk of the Course

Sig : Time :
Chief Timekeeper : Ian Sharp (SMART Timing)

Results available at www.smart-timing.co.uk and www.speed

Printed: 19/04/2026 11:22:58



Orbits



Bulletin No. _____

KMSC/SMRC Race meeting - AC**Sorted on Laps**

Scottish Fiesta ST Cup

Knockhill AC 1.271 miles

Race 8 - 1st Race - Re-Start

19/04/2026 11:35

Race (5 Laps) started at 11:49:24

Pos	No.	Name	Make/Model	CC	Class	Laps	Total Tm	Diff	Best Tm	In Lap	2nd Best
1	21	Kieren PREEDY	Ford Fiesta ST	2000	ST	5	5:17.641		1:01.714	2	1:01.854
2	1	Gerry HENDRY	Ford Fiesta ST	2000	ST	5	5:19.031	1.390	1:01.700	4	1:01.913
3	99	Jamie DICKIE	Ford Fiesta ST	2000	ST	5	5:19.116	1.475	1:01.722	3	1:01.747
4	35	Andrew MACKIE	Ford Fiesta ST	2000	ST	5	5:20.980	3.339	1:01.950	2	1:02.227
5	24	Lachan MacLACHLAN	Ford Fiesta ST	2000	STN	5	5:25.694	8.053	1:02.750	3	1:02.756
6	17	Angus ROSS	Ford Fiesta ST	2000	ST	5	5:26.936	9.295	1:02.845	3	1:03.165
7	32	Daniel FORBES	Ford Fiesta ST	2000	ST	5	5:40.608	22.967	1:05.744	2	1:06.169

Not classified

DNF	23	Lucy HALES-MAVER	Ford Fiesta ST	2000	ST	1	1:13.237	DNF	1:05.476	1	
DNS	30	Michael GORDON	Ford Fiesta ST	2000	ST			DNS		0	

Announcements

RED FLAG after Leader completed 3 Laps - Race re-started on new Grid over 5 Laps
Car No.30 - Did not take Re-Start

Margin of Victory	Avg. Speed	Best Lap Tm	Best Speed	Best Lap by
1.390	72.042	1:01.700	74.176	1 - Gerry HENDRY

Clerk of the Course

Sig : Time :
Chief Timekeeper : Ian Sharp (SMART Timing)

Results available at www.smart-timing.co.uk and www.speed

Printed: 19/04/2026 11:57:33



motor
sport
UK

RACE
WITH
RESPECT



Orbits

**KMSC/SMRC Race meeting - AC****Scottish Fiesta ST Cup****Knockhill AC 1.271 miles****Race 8 - 1st Race - Re-Start****19/04/2026 11:35****Race (5 Laps) started at 11:49:24**

Lap	Time of Day	Lap Tm	S1	S2	S3	SFSpd	S1Spd	Lap	Time of Day	Lap Tm	S1	S2	S3	SFSpd	S1Spd
(21) Kieren PREEDY															
1	11:50:34.895	1:03.581	19.718	22.728	21.135	64.7									
2	11:51:36.609	1:01.714	18.273	22.408	21.033	102.0	84.3								
3	11:52:38.463	1:01.854	18.221	22.418	21.215	101.5	84.3								
4	11:53:40.390	1:01.927	18.217	22.489	21.221	101.5	83.6								
5	11:54:42.365	1:01.975	18.108	22.483	21.384	101.8									
(1) Gerry HENDRY															
1	11:50:36.006	1:04.209	20.055	23.017	21.137	65.6									
2	11:51:37.919	1:01.913	18.195	22.461	21.257	104.2									
3	11:52:39.961	1:02.042	18.027	22.727	21.288	103.1									
4	11:53:41.661	1:01.700	18.034	22.522	21.144	103.4									
5	11:54:43.755	1:02.094	18.042	22.493	21.559	105.0									
(99) Jamie DICKIE															
1	11:50:35.585	1:04.280	19.897	23.149	21.234	63.8									
2	11:51:37.332	1:01.747	18.173	22.326	21.248	101.7	84.2								
3	11:52:39.054	1:01.722	17.976	22.489	21.257	101.2	84.0								
4	11:53:41.211	1:02.157	18.403	22.439	21.315	100.8	83.0								
5	11:54:43.840	1:02.629	18.103	22.488	22.038	100.3	83.2								
(35) Andrew MACKIE															
1	11:50:36.472	1:04.627	19.246	24.298	21.083	66.2									
2	11:51:38.422	1:01.950	17.449	23.459	21.042	104.2	1.1								
3	11:52:41.149	1:02.727	17.500	23.820	21.407	103.7	0.0								
4	11:53:43.376	1:02.227	17.312	23.660	21.255	102.9									
5	11:54:45.704	1:02.328	17.286	23.791	21.251	103.4	1.1								
(24) Lachan MacLACHLAN															
1	11:50:38.057	1:05.670	20.316	23.879	21.475	67.3									
2	11:51:41.977	1:03.920	18.739	23.826	21.355	102.3									
3	11:52:44.727	1:02.750	18.443	22.953	21.354	101.5	83.2								
4	11:53:47.662	1:02.935	18.371	23.164	21.400	101.7									
5	11:54:50.418	1:02.756	18.406	22.955	21.395	102.5									
(17) Angus ROSS															
1	11:50:38.442	1:05.493	20.592	23.348	21.553	55.6									
2	11:51:42.412	1:03.970	18.910	23.703	21.357	100.5									
3	11:52:45.257	1:02.845	18.577	22.760	21.508	100.5									
4	11:53:48.495	1:03.238	18.624	23.194	21.420	100.8									
5	11:54:51.660	1:03.165	18.600	23.164	21.401	100.8									
(32) Daniel FORBES															
1	11:50:40.933	1:06.940	19.623	25.225	22.092	64.9									
2	11:51:46.677	1:05.744	18.024	25.109	22.611	98.7	'107.6								
3	11:52:52.978	1:06.301	18.093	25.482	22.726	96.8	0.0								
4	11:53:59.163	1:06.185	18.217	25.122	22.846	96.8	0.0								
5	11:55:05.332	1:06.169	18.110	25.329	22.730	96.8	'107.6								
(23) Lucy HALES-MAVER															
1	11:50:37.961	1:05.476	19.339	24.140	21.997	68.1	0.0								

Clerk of the Course

Sig : Time :
 Chief Timekeeper : Ian Sharp (SMART Timing)

Results available at www.smart-timing.co.uk and www.speed

Printed: 19/04/2026 11:57:50



motor
sport
UK

RACE
WITH
RESPECT



Orbits



Bulletin No. _____

KMSC/SMRC Race meeting - AC

Lapchart

Scottish Fiesta ST Cup

Knockhill AC 1.271 miles

Race 8 - 1st Race - Re-Start

19/04/2026 11:35

Race (5 Laps) started at 11:49:24



Competitors	Laps					
	0	1	2	3	4	5
Jamie DICKIE (99)	1	99	21	21	21	21
Kieren PREEDY (21)	2	21	99	99	99	1
Gerry HENDRY (1)	3	1	1	1	1	99
Andrew MACKIE (35)	4	35	35	35	35	35
Lachan MacLACHLAN (24)	5	24	23	24	24	24
Lucy HALES-MAVER (23)	6	23	24	17	17	17
Angus ROSS (17)	7	17	17	32	32	32
Daniel FORBES (32)	8	32	32			
-	9					

Clerk of the Course

Sig : Time :
Chief Timekeeper : Ian Sharp (SMART Timing)

Results available at www.smart-timing.co.uk and www.speed

Printed: 19/04/2026 11:58:46



motor sport UK



RACE WITH RESPECT



Orbits



KMSC/SMRC Race meeting - AC

Scottish Fiesta ST Cup

Knockhill AC 1.271 miles

Race 131- 2nd Race

19/04/2026 14:50

Race (12 Laps)

Top 7 reversed from Race 1

POLE POSITION

1	1 32 Daniel FORBES
2	3 24 Lachan MacLACHLAN
3	5 99 Jamie DICKIE
4	7 21 Kieren PREEDY
5	9 30 Michael GORDON

2	17 Angus ROSS
4	35 Andrew MACKIE
6	1 Gerry HENDRY
8	23 Lucy HALES-MAVER

Clerk of the Course

Sig : Time :
Chief Timekeeper : Ian Sharp (SMART Timing)

Results available at www.smart-timing.co.uk and www.speed



motor
sport
UK

RACE
WITH
RESPECT



Orbits



Bulletin No. _____

KMSC/SMRC Race meeting - AC**Sorted on Laps**

Scottish C1 Cup

Knockhill AC 1.271 miles

Race 9 - 1st Race

19/04/2026 11:55

Race (10 Laps) started at 12:02:03

Pos	No.	Name	Make/Model	CC	Class	Laps	Total Tm	Diff	Best Tm	In Lap	2nd Best
1	18	Gregor McPHADEN	Citroen C1	1000	C1	10	12:02.965		1:10.677	3	1:10.690
2	117	Marc NISBET	Citroen C1	1000	C1	10	12:03.201	0.236	1:10.878	5	1:10.944
3	1	Ayden WILSON	Citroen C1	1000	C1	10	12:03.561	0.596	1:10.572	5	1:10.877
4	77	James McCRACKEN	Citroen C1	1000	C1	10	12:04.158	1.193	1:10.840	7	1:10.966
5	8	Henry GILLESPIE	Citroen C1	1000	C1	10	12:05.669	2.704	1:11.181	9	1:11.240
6	9	Matthew BALDIE	Citroen C1	1000	G	10	12:12.946	9.981	1:11.538	9	1:11.784
7	88	Scott CHARLES	Citroen C1	1000	C1N	10	12:23.779	20.814	1:12.772	2	1:12.987
8	6	Kenneth DOCK	Citroen C1	1000	C1	10	12:24.132	21.167	1:12.876	5	1:12.998
9	44	Peter EDIE	Citroen C1	1000	C1N	10	12:24.549	21.584	1:12.563	10	1:12.686
10	61	Ian COCHRANE	Citroen C1	1000	C1	10	12:51.362	48.397	1:15.653	8	1:15.763

Margin of Victory**Avg. Speed****Best Lap Tm****Best Speed****Best Lap by**

0.236

63.304

1:10.572

64.851

1 - Ayden WILSON

Clerk of the Course**Orbits**

Sig :

Time :

Chief Timekeeper : Ian Sharp (SMART Timing)

Results available at www.smart-timing.co.uk and www.speedmotor
sport
UK**RACE
WITH
RESPECT**

Printed: 19/04/2026 12:18:03



KMSC/SMRC Race meeting - AC

Scottish C1 Cup

Knockhill AC 1.271 miles

Race 9 - 1st Race

19/04/2026 11:55

Race (10 Laps) started at 12:02:03

Lap	Time of Day	Lap Tm	S1	S2	S3	SFSpd
(18) Gregor McPHADEN						
1	12:03:25.678	1:13.303	23.002	25.317	24.984	54.9
2	12:04:37.210	1:11.532	21.517	25.066	24.949	81.7
3	12:05:47.887	1:10.677	20.828	24.815	25.034	85.2
4	12:06:58.577	1:10.690	20.891	24.677	25.122	82.4
5	12:08:09.491	1:10.914	20.857	24.905	25.152	83.2
6	12:09:20.780	1:11.289	21.131	25.090	25.068	83.2
7	12:10:32.448	1:11.668	20.920	25.580	25.168	84.5
8	12:11:44.424	1:11.976	21.259	25.503	25.214	83.2
9	12:12:55.436	1:11.012	20.989	24.958	25.065	84.0
10	12:14:06.698	1:11.262	21.046	25.175	25.041	83.1

(117) Marc NISBET						
1	12:03:24.918	1:13.498	22.048	26.141	25.309	53.3
2	12:04:35.862	1:10.944	20.067	25.711	25.166	81.1
3	12:05:46.807	1:10.945	20.007	25.821	25.117	81.0
4	12:06:57.815	1:11.008	20.095	25.773	25.140	80.9
5	12:08:08.693	1:10.878	19.958	25.730	25.190	82.3
6	12:09:20.332	1:11.639	20.293	26.208	25.138	81.0
7	12:10:32.746	1:12.414	20.307	27.060	25.047	84.0
8	12:11:44.570	1:11.824	20.123	26.741	24.960	83.2
9	12:12:55.683	1:11.113	20.148	26.037	24.928	84.2
10	12:14:06.934	1:11.251	20.211	26.117	24.923	84.2

(1) Ayden WILSON						
1	12:03:25.183	1:13.568	22.071	26.201	25.296	53.3
2	12:04:36.150	1:10.967	20.155	25.674	25.138	81.9
3	12:05:47.111	1:10.961	20.080	25.720	25.161	81.8
4	12:06:58.053	1:10.942	20.071	25.682	25.189	81.4
5	12:08:08.625	1:10.572	20.151	25.512	24.909	82.0
6	12:09:20.500	1:11.875	20.554	26.238	25.083	80.5
7	12:10:32.475	1:11.975	20.152	26.297	25.526	83.7
8	12:11:45.140	1:12.665	20.279	27.326	25.060	81.0
9	12:12:56.417	1:11.277	20.070	25.984	25.223	84.1
10	12:14:07.294	1:10.877	20.025	25.994	24.858	84.1

(77) James McCracken						
1	12:03:26.100	1:13.607	21.945	26.528	25.134	57.4
2	12:04:37.706	1:11.606	20.197	26.288	25.121	82.6
3	12:05:48.828	1:11.122	19.935	26.031	25.156	83.3
4	12:07:00.704	1:11.876	20.086	26.764	25.026	83.3
5	12:08:11.670	1:10.966	19.984	25.860	25.122	82.2
6	12:09:22.680	1:11.010	20.034	25.967	25.009	82.8
7	12:10:33.520	1:10.840	20.008	25.915	24.917	83.7
8	12:11:44.811	1:11.291	19.967	26.370	24.954	83.4
9	12:12:56.050	1:11.239	20.205	26.067	24.967	84.7
10	12:14:07.891	1:11.841	20.020	26.698	25.123	85.3

(8) Henry GILLESPIE						
1	12:03:25.784	1:13.618	21.895	26.376	25.347	55.0
2	12:04:37.121	1:11.337	20.152	26.034	25.151	82.8
3	12:05:48.546	1:11.425	20.213	25.994	25.218	84.6
4	12:07:01.091	1:12.545	20.327	27.113	25.105	83.3
5	12:08:12.508	1:11.417	20.165	26.159	25.093	83.5
6	12:09:23.748	1:11.240	20.068	26.159	25.013	83.7
7	12:10:35.228	1:11.480	20.066	26.217	25.197	84.0
8	12:11:46.671	1:11.443	20.163	26.210	25.070	82.7
9	12:12:57.852	1:11.181	20.057	26.157	24.967	83.9
10	12:14:09.402	1:11.550	19.949	25.962	25.639	84.1

(9) Matthew BALDIE						
1	12:03:26.657	1:14.224	22.531	26.532	25.161	55.3
2	12:04:38.441	1:11.784	20.277	26.162	25.345	82.5
3	12:05:52.792	1:14.351	20.232	28.452	25.667	82.6
4	12:07:04.733	1:11.941	20.324	26.077	25.540	80.6
5	12:08:17.167	1:12.434	20.361	26.508	25.565	81.0
6	12:09:29.132	1:11.965	20.175	26.385	25.405	81.2
7	12:10:41.104	1:11.972	20.348	26.207	25.417	81.3
8	12:11:52.980	1:11.876	20.170	26.268	25.438	80.9
9	12:13:04.518	1:11.538	20.099	26.077	25.362	81.3
10	12:14:16.679	1:12.161	20.153	26.555	25.453	81.4

(88) Scott CHARLES						
---------------------------	--	--	--	--	--	--

Lap	Time of Day	Lap Tm	S1	S2	S3	SFSpd
1	12:03:28.711	1:15.798	22.729	27.460	25.609	56.8
2	12:04:41.483	1:12.772	20.065	27.138	25.569	82.3
3	12:05:54.803	1:13.320	20.543	26.937	25.840	81.0
4	12:07:07.790	1:12.987	20.458	26.673	25.856	80.9
5	12:08:20.896	1:13.106	20.442	26.859	25.805	80.6
6	12:09:34.050	1:13.154	20.511	26.919	25.724	80.9
7	12:10:47.670	1:13.620	20.524	27.236	25.860	81.0
8	12:12:01.021	1:13.351	20.551	26.995	25.805	80.7
9	12:13:14.444	1:13.423	20.670	26.761	25.992	80.5
10	12:14:27.512	1:13.068	20.711	26.596	25.761	82.3

(6) Kenneth DOCK						
1	12:03:28.211	1:15.278	22.386	27.449	25.443	57.5
2	12:04:41.444	1:13.233	20.185	27.124	25.924	81.7
3	12:05:55.460	1:14.016	20.747	27.522	25.747	80.1
4	12:07:08.591	1:13.131	20.331	27.292	25.508	81.9
5	12:08:21.467	1:12.876	20.282	27.146	25.448	81.8
6	12:09:34.465	1:12.998	20.326	27.177	25.495	81.7
7	12:10:47.975	1:13.510	20.501	27.112	25.897	82.2
8	12:12:01.323	1:13.348	20.665	27.042	25.641	81.7
9	12:13:14.677	1:13.354	20.593	27.043	25.718	81.9
10	12:14:27.865	1:13.188	20.943	26.811	25.434	82.8

(44) Peter EDIE						
1	12:03:29.394	1:15.874	22.418	27.676	25.780	58.0
2	12:04:42.371	1:12.977	20.445	27.015	25.517	81.7
3	12:05:56.065	1:13.694	20.521	27.391	25.782	81.3
4	12:07:09.437	1:13.372	20.509	27.205	25.658	81.9
5	12:08:22.948	1:13.511	20.660	27.022	25.829	81.5
6	12:09:36.076	1:13.128	20.529	27.107	25.492	81.0
7	12:10:49.693	1:13.617	20.714	27.270	25.633	81.6
8	12:12:03.033	1:13.340	20.669	27.110	25.561	81.0
9	12:13:15.719	1:12.686	20.408	26.754	25.524	81.3
10	12:14:28.282	1:12.563	20.519	26.697	25.347	82.2

(61) Ian COCHRANE						
1	12:03:30.945	1:17.240	22.987	27.884	26.369	57.2
2	12:04:46.810	1:15.865	20.944	28.232	26.689	79.0
3	12:06:03.064	1:16.254	21.448	28.092	26.714	78.7
4	12:07:19.440	1:16.376	20.796	28.806	26.774	78.5
5	12:08:35.433	1:15.993	21.048	28.297	26.648	79.2
6	12:09:51.196	1:15.763	20.669	28.363	26.731	79.4
7	12:11:07.492	1:16.296	21.096	28.571	26.629	79.0
8	12:12:23.145	1:15.653	20.864	28.198	26.591	78.7
9	12:13:39.265	1:16.120	21.006	28.358	26.756	78.9
10	12:14:55.095	1:15.830	20.773	28.288	26.769	79.0

Clerk of the Course

Sig : Time :
Chief Timekeeper : Ian Sharp (SMART Timing)
Results available at www.smart-timing.co.uk and www.speed



Orbits



KMSC/SMRC Race meeting - AC

Lapchart

Scottish C1 Cup

Knockhill AC 1.271 miles

Race 9 - 1st Race

19/04/2026 11:55

Race (10 Laps) started at 12:02:03



Competitors	Laps											
	0	1	2	3	4	5	6	7	8	9	10	
Marc NISBET (117)	1	117	117	117	117	117	1	117	18	18	18	18
Ayden WILSON (1)	2	1	1	1	1	117	1	1	117	117	117	117
Henry GILLESPIE (8)	3	8	18	8	18	18	18	18	117	77	77	1
Gregor McPHADEN (18)	4	18	8	18	8	77	77	77	77	1	1	77
Matthew BALDIE (9)	5	9	77	77	77	8	8	8	8	8	8	8
James McCracken (77)	6	77	9	9	9	9	9	9	9	9	9	9
Scott CHARLES (88)	7	88	6	6	88	88	88	88	88	88	88	88
Kenneth DOCK (6)	8	6	88	88	6	6	6	6	6	6	6	6
Peter EDIE (44)	9	44	44	44	44	44	44	44	44	44	44	44
Ian COCHRANE (61)	10	61	61	61	61	61	61	61	61	61	61	61

Clerk of the Course

Sig : Time :

Chief Timekeeper : Ian Sharp (SMART Timing)

Results available at www.smart-timing.co.uk and www.speed

Printed: 19/04/2026 12:19:03



RACE WITH RESPECT




Orbits



KMSC/SMRC Race meeting - AC

<p>Scottish C1 Cup</p> <p>Race 14 - 2nd Race</p> <p>Race (10 Laps)</p>	<p>Knockhill AC 1.271 miles</p> <p>19/04/2026 15:15</p>
--	---



Top 7 from Race 1 reversed

POLE POSITION

1	1 88 Scott CHARLES		2 9 Matthew BALDIE
2	3 8 Henry GILLESPIE		4 77 James McCRACKEN
3	5 1 Ayden WILSON		6 117 Marc NISBET
4	7 18 Gregor McPHADEN		8 6 Kenneth DOCK
5	9 44 Peter EDIE		10 61 Ian COCHRANE



**KMSC/SMRC Race meeting - AC****Sorted on Laps****DDMC Northern Saloons & Sports Car Championship****Knockhill AC 1.271 miles****Race 10 - 2nd Race****19/04/2026 13:15****Race (15:00 and 1 Laps) started at 13:19:10**

Pos	No.	Name	Make/Model	CC	Class	Laps	Total Tm	Diff	Best Tm	In Lap	2nd Best
1	54	Andrew MORRISON	Seat Cupra TCR	1998T	A1	16	15:22.459		54.491	12	55.178
2	78	David HEADEN	Caterham R400	2300	A1	16	15:30.873	8.414	54.485	6	55.784
3	12	Scott HUBEL	Peugeot 205 T16	2000	A2	16	15:32.365	9.906	57.176	10	57.209
4	49	Mike WILLIAMSON	Mitsubishi EVO4	2000T	B	16	15:35.288	12.829	56.644	9	56.861
5	18	Damien MCKAY	Westfield FW	999	E	16	15:46.483	24.024	56.797	9	56.832
6	76	Colin SIMPSON	Marcos Mantis	5000	A1	16	16:07.715	45.256	56.306	9	56.730
7	13	Alex PRENTICE	VW Golf Gti	1994T	B	16	16:08.327	45.868	57.679	9	57.870
8	312	David TODD	Subaru Impreza	1998T	B	16	16:08.819	46.360	58.362	11	58.413
9	27	Chris SPARKS	Honda Civic Type R	1998	C	15	15:36.136	1 Lap	1:00.671	9	1:00.689
10	31	Gary BOWERS	Renault Clio	2000	C	14	15:35.657	2 Laps	59.935	6	59.936
11	33	Simon BAKER	Ford Fiesta XR2	1600	D	14	15:50.498	2 Laps	1:05.201	3	1:05.851
12	25	John ARMSTRONG	Porsche 924S	3000	B	13	15:30.506	3 Laps	1:08.307	10	1:08.600

Not classified

DNF	29	Bailey KING	Audi TT	2000T	B	9	10:49.601	DNF	1:08.792	7	1:09.849
DNF	87	Stephen KELL	Ford Sierra XR4x4	1993T	B	1	1:09.540	DNF	1:03.208	1	
DNS	1	Stevie McNAB	Honda Civic Type R	1998	C			DNS		0	
DNS	77	Chris REECE	BMW 135M	2979T	B			DNS		0	
DNS	123	Stephen REECE	Lotus Elise S2 111R	1800	C			DNS		0	

Announcements

New Track Record (56.644) for NSSC Sports/Sal. (B) by Mike WILLIAMSON.

Margin of Victory	Avg. Speed	Best Lap Tm	Best Speed	Best Lap by
8.414	79.382	54.485	83.999	78 - David HEADEN

Clerk of the Course

Sig : Time :
 Chief Timekeeper : Ian Sharp (SMART Timing)

Results available at www.smart-timing.co.uk and www.specc

Printed: 19/04/2026 13:37:06



motor
sport
UK

RACE
WITH
RESPECT



Orbits

KMSC/SMRC Race meeting - AC

DDMC Northern Saloons & Sports Car Championship

Knockhill AC 1.271 miles

Race 10 - 2nd Race

19/04/2026 13:15

Race (15:00 and 1 Laps) started at 13:19:10

Lap	Time of Day	Lap Tm	S1	S2	S3	SFSpd
(54) Andrew MORRISON						
1	13:20:16.286	59.641	17.707	22.701	19.233	75.7
2	13:21:13.453	57.167	16.140	21.666	19.361	121.8
3	13:22:09.768	56.315	16.270	21.194	18.851	123.6
4	13:23:05.429	55.661	15.857	20.963	18.841	124.7
5	13:24:02.753	57.324	15.745	21.604	19.975	125.4
6	13:24:57.931	55.178	15.979	20.661	18.538	123.1
7	13:25:54.379	56.448	16.261	21.109	19.078	126.1
8	13:26:50.240	55.861	16.145	20.810	18.906	127.8
9	13:27:46.355	56.115	16.418	20.985	18.712	129.1
10	13:28:42.824	56.469	15.861	21.992	18.616	127.6
11	13:29:39.233	56.409	15.869	21.429	19.111	129.6
12	13:30:33.724	54.491	15.763	20.393	18.335	131.6
13	13:31:31.651	57.927	17.158	21.645	19.124	118.1
14	13:32:28.815	57.164	17.152	20.809	19.203	112.0
15	13:33:27.035	58.220	17.116	21.077	20.027	114.9
16	13:34:32.726	1:05.691	20.136	21.287	24.268	81.4

Lap	Time of Day	Lap Tm	S1	S2	S3	SFSpd
1	13:20:20.633	1:03.128	18.766	23.698	20.664	82.5
2	13:21:20.237	59.604	17.829	21.773	20.002	108.6
3	13:22:18.401	58.164	16.617	22.307	19.240	114.9
4	13:23:16.560	58.159	16.970	22.165	19.024	116.5
5	13:24:13.765	57.205	16.391	21.994	18.820	116.9
6	13:25:11.523	57.758	16.519	21.999	19.240	116.7
7	13:26:08.530	57.007	16.030	21.851	19.126	116.5
8	13:27:05.738	57.208	16.189	21.844	19.175	116.9
9	13:28:02.535	56.797	16.040	21.926	18.831	117.7
10	13:28:59.367	56.832	16.456	21.164	19.212	119.2
11	13:29:56.761	57.394	15.901	21.921	19.572	117.7
12	13:30:54.091	57.330	15.927	21.869	19.534	118.1
13	13:31:52.452	58.361	17.104	21.740	19.517	116.7
14	13:32:50.090	57.638	16.649	21.988	19.001	116.9
15	13:33:48.956	58.866	16.572	22.256	20.038	117.5
16	13:34:56.750	1:07.794	18.394	25.330	24.070	102.8

Lap	Time of Day	Lap Tm	S1	S2	S3	SFSpd
(78) David HEADEN						
1	13:20:17.053	59.823	17.527	22.859	19.437	81.9
2	13:21:14.709	57.656	15.961	21.927	19.768	128.1
3	13:22:11.136	56.427	15.981	21.811	18.635	129.1
4	13:23:06.920	55.784	15.630	21.271	18.883	131.1
5	13:24:03.645	56.725	15.496	22.163	19.066	131.6
6	13:24:58.130	54.485	15.566	20.767	18.152	130.6
7	13:25:54.137	56.007	15.825	21.011	19.171	132.6
8	13:26:50.077	55.940	15.969	20.998	18.973	128.3
9	13:27:45.921	55.844	16.143	21.107	18.594	129.8
10	13:28:42.696	56.775	15.821	21.966	18.988	131.6
11	13:29:39.080	56.384	15.567	21.493	19.324	132.1
12	13:30:48.150	1:09.070	15.943	21.096	32.031	130.3
13	13:31:45.647	57.497	16.279	21.703	19.515	118.1
14	13:32:43.534	57.887	16.846	21.647	19.394	121.1
15	13:33:40.683	57.149	16.279	21.266	19.604	128.6
16	13:34:41.140	1:00.457	17.108	22.488	20.861	124.7

Lap	Time of Day	Lap Tm	S1	S2	S3	SFSpd
(76) Colin SIMPSON						
1	13:20:24.537	1:03.775	19.648	24.868	19.259	76.0
2	13:21:33.372	1:08.835	17.806	23.473	27.556	113.7
3	13:22:33.564	1:00.192	16.766	24.217	19.209	106.9
4	13:23:31.174	57.610	15.644	23.207	18.759	135.3
5	13:24:30.179	59.005	16.073	23.730	19.202	128.1
6	13:25:27.900	57.721	15.980	23.005	18.736	128.1
7	13:26:25.641	57.741	15.413	23.698	18.630	135.6
8	13:27:22.371	56.730	16.016	22.422	18.292	135.6
9	13:28:18.677	56.306	15.498	22.501	18.307	134.5
10	13:29:15.841	57.164	16.056	22.963	18.145	128.8
11	13:30:14.173	58.332	16.990	22.581	18.761	136.4
12	13:31:14.117	59.944	17.055	24.138	18.751	130.3
13	13:32:14.888	1:00.771	17.284	24.307	19.180	125.4
14	13:33:15.091	1:00.203	17.419	23.556	19.228	125.0
15	13:34:15.412	1:00.321	18.237	23.021	19.063	107.9
16	13:35:17.982	1:02.570	18.003	24.200	20.367	120.0

Lap	Time of Day	Lap Tm	S1	S2	S3	SFSpd
(12) Scott HUBEL						
1	13:20:15.016	58.951	17.394	22.342	19.215	69.5
2	13:21:13.676	58.660	15.913	22.346	20.401	118.6
3	13:22:11.106	57.430	16.096	22.045	19.289	116.3
4	13:23:08.665	57.559	16.017	22.232	19.310	119.2
5	13:24:06.612	57.947	15.943	22.718	19.286	120.5
6	13:25:04.018	57.406	15.776	22.113	19.517	120.3
7	13:26:01.863	57.845	16.448	22.206	19.191	117.9
8	13:26:59.106	57.243	16.014	21.935	19.294	119.8
9	13:27:56.583	57.477	16.000	22.096	19.381	118.4
10	13:28:53.759	57.176	15.862	21.950	19.364	119.0
11	13:29:51.551	57.792	15.952	22.659	19.181	119.2
12	13:30:49.315	57.764	15.653	22.009	20.102	119.2
13	13:31:47.173	57.858	16.324	22.311	19.223	113.2
14	13:32:44.382	57.209	16.139	21.761	19.309	119.2
15	13:33:41.746	57.364	15.760	22.332	19.272	119.2
16	13:34:42.632	1:00.886	15.884	23.002	22.000	119.8

Lap	Time of Day	Lap Tm	S1	S2	S3	SFSpd
(13) Alex PRENTICE						
1	13:20:22.991	1:04.852				83.4
2	13:21:26.199	1:03.208				97.4
3	13:22:25.496	59.297				112.2
4	13:23:23.701	58.205				115.5
5	13:24:21.571	57.870				124.5
6	13:25:21.245	59.674				116.7
7	13:26:21.163	59.918				117.3
8	13:27:19.605	58.442				118.8
9	13:28:17.284	57.679				121.1
10	13:29:15.502	58.218				119.8
11	13:30:15.143	59.641				123.8
12	13:31:15.303	1:00.160				111.5
13	13:32:15.943	1:00.640				110.6
14	13:33:15.855	59.912				113.5
15	13:34:16.736	1:00.881				106.4
16	13:35:18.594	1:01.858				109.5

Lap	Time of Day	Lap Tm	S1	S2	S3	SFSpd
(49) Mike WILLIAMSON						
1	13:20:18.702	1:01.719	19.283	22.891	19.545	75.8
2	13:21:16.910	58.208	16.154	22.722	19.332	136.4
3	13:22:16.045	59.135	17.080	22.939	19.116	135.6
4	13:23:14.143	58.098	16.522	22.545	19.031	133.2
5	13:24:11.506	57.363	16.429	22.231	18.703	136.7
6	13:25:09.443	57.937			19.080	135.8
7	13:26:07.138	57.695			19.032	134.2
8	13:27:04.913	57.775	16.277	22.619	18.879	136.1
9	13:28:01.557	56.644	16.060	21.883	18.701	137.5
10	13:28:58.418	56.861			18.713	137.2
11	13:29:56.026	57.608	15.949	22.264	19.395	137.2
12	13:30:53.072	57.046			19.151	136.7
13	13:31:51.539	58.467			19.183	119.2
14	13:32:48.874	57.335	16.625	21.821	18.889	126.4
15	13:33:46.204	57.330	16.588	21.860	18.882	131.6
16	13:34:45.555	59.351			20.349	132.4

Lap	Time of Day	Lap Tm	S1	S2	S3	SFSpd
(312) David TODD						
1	13:20:22.197	1:04.792	19.687	24.036	21.069	76.8
2	13:21:22.262	1:00.065	17.585	22.589	19.891	114.3
3	13:22:21.710	59.448	17.271	22.198	19.979	116.1
4	13:23:21.912	1:00.202	17.391			



KMSC/SMRC Race meeting - AC

DDMC Northern Saloons & Sports Car Championship

Knockhill AC 1.271 miles

Race 10 - 2nd Race

19/04/2026 13:15

Race (15:00 and 1 Laps) started at 13:19:10

Lap	Time of Day	Lap Tm	S1	S2	S3	SFSpd
3	13:22:29.312	1:03.722	17.870	24.494	21.358	105.7
4	13:23:31.880	1:02.568	17.954	23.668	20.946	108.8
5	13:24:33.657	1:01.777	17.946	23.274	20.557	108.6
6	13:25:34.959	1:01.302	17.629	23.026	20.647	109.5
7	13:26:36.057	1:01.098	17.657	22.922	20.519	109.5
8	13:27:38.000	1:01.943	17.718	23.313	20.912	110.4
9	13:28:38.671	1:00.671	17.559	22.675	20.437	111.1
10	13:29:39.586	1:00.915	17.540	22.957	20.418	110.6
11	13:30:40.275	1:00.689	17.550	22.540	20.599	108.8
12	13:31:41.143	1:00.868	17.766	22.739	20.363	109.1
13	13:32:42.278	1:01.135	17.248	23.515	20.372	109.8
14	13:33:43.876	1:01.598	17.693	23.332	20.573	109.5
15	13:34:46.403	1:02.527	17.657	22.788	22.082	111.3

Lap	Time of Day	Lap Tm	S1	S2	S3	SFSpd
-----	-------------	--------	----	----	----	-------

(31) Gary BOWERS

1	13:20:24.073	1:06.187	20.004	25.054	21.129	74.0
2	13:21:31.412	1:07.339	19.594	24.666	23.079	100.3
3	13:22:34.751	1:03.339	18.671	23.609	21.059	98.7
4	13:23:36.251	1:01.500	18.033	22.974	20.493	105.7
5	13:24:36.821	1:00.570	17.550	22.881	20.139	109.1
6	13:25:36.756	59.935	17.537	22.496	19.902	109.5
7	13:26:36.692	59.936	17.336	22.500	20.100	110.2
8	13:27:38.883	1:02.191	17.655	23.396	21.140	110.9
9	13:28:40.009	1:01.126	17.624	23.137	20.365	109.1
10	13:29:42.147	1:02.138	17.802	23.799	20.537	107.7
11	13:30:43.034	1:00.887	17.822	22.345	20.720	107.4
12	13:32:02.060	1:19.026	19.508	28.913	30.605	98.4
13	13:33:25.891	1:23.831	23.664	29.607	30.560	70.7
14	13:34:45.924	1:20.033	23.285	29.256	27.492	65.7

(33) Simon BAKER

1	13:20:28.673	1:08.884	20.458	25.891	22.535	69.2
2	13:21:36.094	1:07.421	19.951	24.621	22.849	96.7
3	13:22:41.295	1:05.201	18.750	24.303	22.148	95.5
4	13:23:47.146	1:05.851	18.876	24.650	22.325	97.3
5	13:24:54.512	1:07.366	19.218	25.447	22.701	95.9
6	13:26:02.159	1:07.647	19.908	25.063	22.676	94.3
7	13:27:08.554	1:06.395	18.747	24.359	23.289	96.1
8	13:28:15.105	1:06.551	18.919	24.625	23.007	95.2
9	13:29:22.860	1:07.755	19.700	25.598	22.457	92.4
10	13:30:29.061	1:06.201	18.780	24.611	22.810	96.8
11	13:31:37.592	1:08.531	20.208	24.869	23.454	93.2
12	13:32:45.522	1:07.930	20.329	24.665	22.936	85.3
13	13:33:53.274	1:07.752	20.298	24.279	23.175	87.5
14	13:35:00.765	1:07.491	19.742	24.093	23.656	92.8

(25) John ARMSTRONG

1	13:20:33.037	1:12.886			22.772	73.0
2	13:21:49.493	1:16.456			27.217	99.4
3	13:23:00.061	1:10.568			22.955	88.3
4	13:24:11.514	1:11.453			22.528	103.1
5	13:25:22.154	1:10.640			23.019	99.4
6	13:26:30.955	1:08.801			22.354	102.3
7	13:27:40.240	1:09.285			23.698	104.4
8	13:28:48.840	1:08.600			21.810	103.2
9	13:29:59.610	1:10.770			23.982	107.5
10	13:31:07.917	1:08.307			23.630	105.5
11	13:32:19.618	1:11.701	21.141	27.038	23.522	86.4
12	13:33:29.685	1:10.067			23.516	101.7
13	13:34:40.773	1:11.088			23.572	92.4

(29) Bailey KING

1	13:20:32.164	1:12.627			23.541	74.7
2	13:21:43.335	1:11.171			23.459	103.7
3	13:22:53.450	1:10.115			23.287	102.6
4	13:24:05.611	1:12.161			25.150	102.8
5	13:25:15.460	1:09.849	20.007	26.489	23.353	98.5
6	13:26:26.881	1:11.421			23.710	103.9
7	13:27:35.673	1:08.792	20.030	25.818	22.944	99.7
8	13:28:47.955	1:12.282			24.899	102.3
9	13:29:59.868	1:11.913	20.383	26.662	24.868	102.8

(87) Stephen KELL

1	13:20:19.807	1:03.208	19.031	22.994	21.183	76.7
---	--------------	-----------------	---------------	---------------	---------------	------

Clerk of the Course

Sig : Time :
 Chief Timekeeper : Ian Sharp (SMART Timing)
 Results available at www.smart-timing.co.uk and www.speed





KMSC/SMRC Race meeting - AC

Lapchart

DDMC Northern Saloons & Sports Car Championship

Knockhill AC 1.271 miles

Race 10 - 2nd Race

19/04/2026 13:15

Race (15:00 and 1 Laps) started at 13:19:10



Competitors	Laps	Laps																
		0	1	2	3	4	5	6	7	8	9	10	11	12	13	14	15	16
Scott HUBEL (12)	1	12	12	54	54	54	54	54	78	78	78	78	78	54	54	54	54	54
Stephen KELL (87)	2	87	54	12	12	78	78	78	54	54	54	54	54	78	78	78	78	78
Andrew MORRISON (54)	3	54	78	78	78	12	12	12	12	12	12	12	12	12	12	12	12	12
Chris SPARKS (27)	4	27	49	49	49	49	49	49	49	49	49	49	49	49	49	49	49	49
Mike WILLIAMSON (49)	5	49	87	18	18	18	18	18	18	18	18	18	18	18	18	18	18	18
David HEADEN (78)	6	78	18	312	312	312	312	312	13	13	13	13	76	76	76	76	76	76
David TODD (312)	7	312	312	27	13	13	13	13	312	312	76	76	13	13	13	13	13	13
Damien McKAY (18)	8	18	27	13	27	76	76	76	76	76	312	312	312	312	312	312	312	312
Gary BOWERS (31)	9	31	13	31	76	27	27	27	27	27	27	27	27	27	27	27	27	27
Alex PRENTICE (13)	10	13	31	76	31	31	31	31	31	31	31	31	31	31	31	31	31	31
Bailey KING (29)	11	29	76	33	33	33	33	33	33	33	33	33	33	33	33	33	33	33
Simon BAKER (33)	12	33	33	29	29	29	29	29	29	29	25	25	25	25	25	25	25	25
John ARMSTRONG (25)	13	25	29	25	25	25	25	25	25	25	29	29	29	29	29	29	29	29
Colin SIMPSON (76)	14	76	25															
-	15																	
-	16																	
-	17																	

Clerk of the Course

Sig : Time :
 Chief Timekeeper : Ian Sharp (SMART Timing)
 Results available at www.smart-timing.co.uk and www.speed



RACE WITH RESPECT



Orbits

**KMSC/SMRC Race meeting - AC****Sorted on Laps**

Scottish Legends Cars Championship

Knockhill AC 1.271 miles

Race 11 - Heat 2b

19/04/2026 13:40

Race (8 Laps) started at 13:51:20

Pos	No.	Name	Make/Model	CC	Class	Laps	Total Tm	Diff	Best Tm	In Lap	2nd Best
1	24	Matthew PAPE	Legend 34 Coupe	950	SC	8	8:00.611		58.425	7	58.448
2	1	Ben MASON	Ford Coupe	847	SC	8	8:00.716	0.105	58.214	7	58.513
3	14	Daniel CLARK	Legend Coupe	890	SC	8	8:00.832	0.221	58.153	8	58.651
4	77	Michael WEDDELL	Legend Coupe	890	SC	8	8:03.914	3.303	58.124	7	58.300
5	305	Carlos PEREZ	Ford Coupe	890	SC	8	8:03.940	3.329	59.022	7	59.133
6	27	Grant HUNTER	Legend Coupe	890	SC	8	8:07.499	6.888	59.159	7	59.600
7	85	Mark BEATY	Legend 34 Coupe	890	SC	8	8:10.151	9.540	59.370	7	59.377
8	55	Stuart McANDREW	Legend Coupe	1250	SC	8	8:10.325	9.714	59.171	8	59.184
9	13	Scott SMITH	Legends Sedan	1250	KC	8	8:10.538	9.927	59.004	7	59.315
10	51	Murray SCOTT	Legend Coupe	950	SC	8	8:13.308	12.697	58.371	7	59.928
11	9	Colin ATKINSON	Ford Coupe	899	SC	8	8:13.367	12.756	59.590	7	59.730
12	97	Jamie BLAKE	Legend Coupe	890	SC	8	8:13.462	12.851	58.450	7	59.938
13	68	Nick BRIDGEMAN	Legend 34 Coupe	1250	SC	8	8:13.658	13.047	59.552	7	59.662
14	2	David ALLAN	34 Coupe	890	SC	8	8:14.380	13.769	59.176	8	59.182
15	95	Maxim POPELYUSHKO	Legend Coupe	847	SC	8	8:15.610	14.999	59.165	8	59.578
16	94	Angus SCRIVENER	Legend 34 Coupe	899	SCR	8	8:17.276	16.665	58.829	6	59.159
17	555	Ewan ROBERTSON	Legend Coupe	900	SC	8	8:18.791	18.180	1:00.642	2	1:00.859
18	127	Phil ROWLANDS	Legend Coupe	890	SC	8	8:18.889	18.278	1:00.172	8	1:00.255
19	733	Keith ATKINSON	Legend Coupe	1250	SC	8	8:19.483	18.872	1:00.373	8	1:00.614
20	12	Colin REID	Ford Coupe	890	KCR	8	8:20.341	19.730	59.717	7	59.824
21	6	Gary ATKINSON	Ford Coupe	890	SC	8	8:21.572	20.961	1:00.392	8	1:00.479
22	43	Aiden McANDREW-DOWI	Legend 37 Sedan	1250	LT	8	8:22.770	22.159	59.577	8	1:00.379
23	15	Elby CLARK	Legend Coupe	890	SC	8	8:23.781	23.170	59.792	8	1:00.252
24	48	Declan BURKE	Legend Coupe	1250	SC	8	8:25.162	24.551	1:00.469	7	1:00.830
25	7	Christopher WALLACE	Ford Coupe	1250	KC	8	8:25.380	24.769	1:00.152	8	1:00.836
26	333	Bill READ	Legend Coupe	890	SC	8	8:31.684	31.073	1:01.531	7	1:01.689
27	44	Harry IRVINE	Legend 37 Sedan	1250	KCR LT	8	8:31.838	31.227	1:01.485	7	1:01.549
28	17	Ronald WILKINSON	Legend Coupe	1250	SC	8	8:43.237	42.626	1:01.607	6	1:02.010
29	236	Darryl LAWS	Legend Coupe	890	SC	8	9:03.800	1:03.185	1:00.487	6	1:01.274
30	66	Alastair CALDERWOOD	Legend Sedan	900	SC	8	9:09.269	1:08.655	1:04.884	7	1:05.551
31	5	Richard DUNBAR	Ford Coupe	1250	KCR	7	7:59.971	1 Lap	1:05.270	6	1:06.135
Not classified											
DNS	22	Chris DEWEY	Legend Coupe	1250	SC				DNS	0	

Margin of Victory	Avg. Speed	Best Lap Tm	Best Speed	Best Lap by
0.105	76.181	58.124	78.740	77 - Michael WEDDELL

Clerk of the Course

Orbits

Sig : Time :
 Chief Timekeeper : Ian Sharp (SMART Timing)

Results available at www.smart-timing.co.uk and www.speed

**KMSC/SMRC Race meeting - AC****Scottish Legends Cars Championship****Knockhill AC 1.271 miles****Race 11 - Heat 2b****19/04/2026 13:40****Race (8 Laps) started at 13:51:20**

Lap	Time of Day	Lap Tm	S1	S2	S3	SFSpd
(24) Matthew PAPE						
1	13:52:26.974	1:01.531	18.236	22.306	20.989	84.0
2	13:53:27.075	1:00.101	17.608	21.832	20.661	106.7
3	13:54:27.858	1:00.783	17.294	23.070	20.419	108.6
4	13:55:26.448	58.590	17.198	21.474	19.918	110.4
5	13:56:24.896	58.448	17.223	21.244	19.981	111.1
6	13:57:24.480	59.584	16.899	22.610	20.075	112.4
7	13:58:22.905	58.425	17.112	21.386	19.927	109.8
8	13:59:21.531	58.626	17.020	21.266	20.340	109.3

Lap	Time of Day	Lap Tm	S1	S2	S3	SFSpd
(1) Ben MASON						
1	13:52:27.484	1:01.769	18.025	23.124	20.620	76.9
2	13:53:27.460	59.976	16.889	22.785	20.302	110.0
3	13:54:26.841	59.381	16.434	22.564	20.383	110.6
4	13:55:25.480	58.639	16.515	21.961	20.163	105.0
5	13:56:24.385	58.905	16.511	22.316	20.078	105.8
6	13:57:24.909	1:00.524	16.313	24.241	19.970	106.9
7	13:58:23.123	58.214	16.452	21.878	19.884	113.5
8	13:59:21.636	58.513	16.314	21.859	20.340	111.1

Lap	Time of Day	Lap Tm	S1	S2	S3	SFSpd
(14) Daniel CLARK						
1	13:52:28.119	1:01.785	17.678	23.676	20.431	93.3
2	13:53:27.668	59.549	16.634	22.796	20.119	109.1
3	13:54:28.082	1:00.414	16.532	23.483	20.399	112.4
4	13:55:26.871	58.789	16.481	22.388	19.920	111.7
5	13:56:25.522	58.651	16.380	22.321	19.950	110.2
6	13:57:24.786	59.264	16.296	22.908	20.060	110.6
7	13:58:23.599	58.813	16.648	22.334	19.831	110.9
8	13:59:21.752	58.153	16.333	21.939	19.881	110.7

Lap	Time of Day	Lap Tm	S1	S2	S3	SFSpd
(77) Michael WEDDELL						
1	13:52:31.844	1:05.184	18.934	24.740	21.510	93.5
2	13:53:32.045	1:00.201	17.409	22.611	20.181	110.7
3	13:54:32.274	1:00.229	17.470	22.141	20.618	113.7
4	13:55:30.855	58.581	17.300	21.389	19.892	110.0
5	13:56:29.983	59.128	17.297	21.800	20.031	109.5
6	13:57:28.283	58.300	17.220	21.310	19.770	110.0
7	13:58:26.407	58.124	17.260	21.197	19.667	109.1
8	13:59:24.834	58.427	17.087	21.261	20.079	109.3

Lap	Time of Day	Lap Tm	S1	S2	S3	SFSpd
(305) Carlos PEREZ						
1	13:52:27.310	1:01.642	18.228	22.389	21.025	77.8
2	13:53:27.151	59.841	17.292	22.410	20.139	110.4
3	13:54:27.874	1:00.723	17.204	22.857	20.662	110.2
4	13:55:27.687	59.813	17.612	22.043	20.158	108.6
5	13:56:27.074	59.387	17.062	21.934	20.391	110.2
6	13:57:26.207	59.133	17.223	21.710	20.200	109.7
7	13:58:25.229	59.022	17.124	21.905	19.993	109.7
8	13:59:24.860	59.631	17.499	21.862	20.270	109.8

Lap	Time of Day	Lap Tm	S1	S2	S3	SFSpd
(27) Grant HUNTER						
1	13:52:30.481	1:04.330	18.250	24.371	21.709	83.1
2	13:53:30.717	1:00.236	16.848	23.045	20.343	107.5
3	13:54:30.583	59.866	17.439	21.990	20.437	109.5
4	13:55:30.345	59.762	16.645	22.606	20.511	107.2
5	13:56:30.017	59.672	16.663	22.725	20.284	107.4
6	13:57:29.617	59.600	16.876	22.604	20.120	107.9
7	13:58:28.776	59.159	17.168	21.840	20.151	108.8
8	13:59:28.419	59.643	17.361	21.914	20.368	107.9

Lap	Time of Day	Lap Tm	S1	S2	S3	SFSpd
(85) Mark BEATY						
1	13:52:31.317	1:04.340	18.599	24.332	21.409	93.9
2	13:53:31.992	1:00.675	17.723	22.597	20.355	110.7
3	13:54:33.268	1:01.276	17.570	23.545	20.161	112.2
4	13:55:33.157	59.889	17.661	22.210	20.018	113.2
5	13:56:32.885	59.728	17.367	22.393	19.968	111.3
6	13:57:32.324	59.439	17.445	21.782	20.212	111.8
7	13:58:31.694	59.370	17.305	21.762	20.303	107.0
8	13:59:31.071	59.377	17.213	21.742	20.422	106.7

Lap	Time of Day	Lap Tm	S1	S2	S3	SFSpd
(55) Stuart McANDREW						
1	13:52:31.090	1:05.100	19.139	24.102	21.859	80.0
2	13:53:31.733	1:00.643	17.910	22.317	20.416	110.7

Lap	Time of Day	Lap Tm	S1	S2	S3	SFSpd
3	13:54:33.054	1:01.321	17.665	23.016	20.640	108.8
4	13:55:32.753	59.699	17.361	22.248	20.090	111.1
5	13:56:32.898	1:00.145	17.423	22.434	20.288	111.5
6	13:57:32.890	59.992	17.615	22.188	20.189	110.6
7	13:58:32.074	59.184	17.034	22.005	20.145	110.7
8	13:59:31.245	59.171	17.192	22.006	19.973	110.9

Lap	Time of Day	Lap Tm	S1	S2	S3	SFSpd
(13) Scott SMITH						
1	13:52:29.549	1:03.941	18.106	24.319	21.516	81.7
2	13:53:30.606	1:01.057	17.159	23.054	20.844	106.4
3	13:54:32.235	1:01.629	17.926	22.752	20.951	110.2
4	13:55:32.269	1:00.034	17.045	22.770	20.219	107.2
5	13:56:32.321	1:00.052	16.973	22.705	20.374	111.7
6	13:57:33.139	1:00.818	17.322	23.283	20.213	107.5
7	13:58:32.143	59.004	16.737	22.402	19.865	110.7
8	13:59:31.458	59.315	16.931	22.416	19.968	109.5

Lap	Time of Day	Lap Tm	S1	S2	S3	SFSpd
(51) Murray SCOTT						
1	13:52:33.559	1:05.346	18.725	25.296	21.325	94.5
2	13:53:33.723	1:00.164	17.294	22.612	20.258	109.7
3	13:54:34.774	1:01.051	17.247	22.898	20.906	110.7
4	13:55:34.778	1:00.004	17.395	22.550	20.059	112.2
5	13:56:35.230	1:00.452	17.353	22.285	20.814	111.8
6	13:57:35.929	1:00.699	17.640	22.705	20.354	113.7
7	13:58:34.300	58.371	17.255	21.502	19.614	109.7
8	13:59:34.228	59.928	17.142	22.466	20.320	111.7

Lap	Time of Day	Lap Tm	S1	S2	S3	SFSpd
(9) Colin ATKINSON						
1	13:52:31.763	1:05.373	18.383	25.316	21.674	87.3
2	13:53:32.801	1:01.038	17.095	23.816	20.127	111.7
3	13:54:34.386	1:01.585	17.392	23.294	20.899	113.0
4	13:55:34.363	59.977	17.477	22.373	20.127	110.2
5	13:56:34.704	1:00.341	16.567	23.110	20.664	112.8
6	13:57:34.434	59.730	17.343	21.958	20.429	111.1
7	13:58:34.024	59.590	17.204	21.967	20.419	109.8
8	13:59:34.287	1:00.263	17.293	22.406	20.564	108.6

Lap	Time of Day	Lap Tm	S1	S2	S3	SFSpd
(97) Jamie BLAKE						
1	13:52:32.819	1:05.608	18.326	25.482	21.800	94.9
2	13:53:32.836	1:00.017	16.964	23.117	19.936	111.7
3	13:54:34.333	1:01.497	17.041	23.787	20.669	113.9
4	13:55:34.375	1:00.042	16.787	23.342	19.913	111.8
5	13:56:35.277	1:00.902	16.802	23.082	21.018	113.0
6	13:57:35.994	1:00.717	17.712	22.789	20.216	113.4
7	13:58:34.444	58.450	16.641	22.325	19.484	113.2
8	13:59:34.382	59.938	16.659	23.007	20.272	114.1

Lap	Time of Day	Lap Tm	S1	S2	S3	SFSpd
(68) Nick BRIDGEMAN						
1	13:52:31.242	1:05.060	18.485	24.797	21.778	81.5
2	13:53:32.567	1:01.325	17.157	23.888	20.280	109.8
3	13:54:33.511	1:00.944	16.731	24.001	20.212	110.7
4	13:55:33.601	1:00.090	16.982	23.030	20.078	113.2
5	13:56:34.897	1:01.296	16.544	23.681	21.071	111.1
6	13:57:34.559	59.662	16.673	22.935	20.054	114.1
7	13:58:34.111	59.552	16.813	22.553	20.186	113.2

**KMSC/SMRC Race meeting - AC****Scottish Legends Cars Championship****Knockhill AC 1.271 miles****Race 11 - Heat 2b****19/04/2026 13:40****Race (8 Laps) started at 13:51:20**

Lap	Time of Day	Lap Tm	S1	S2	S3	SFSpd
7	13:58:37.365	1:00.209	17.015	22.911	20.283	112.4
8	13:59:36.530	59.165	16.452	22.498	20.215	107.4

Lap	Time of Day	Lap Tm	S1	S2	S3	SFSpd
1	13:52:37.008	1:07.964	18.683	27.355	21.926	97.1
2	13:53:40.377	1:03.369	17.830	24.454	21.085	111.8
3	13:54:43.212	1:02.835	17.284	24.103	21.448	112.2
4	13:55:43.464	1:00.252	16.891	22.965	20.396	111.8
5	13:56:43.868	1:00.404	17.036	23.183	20.185	111.1
6	13:57:44.574	1:00.706	16.877	23.513	20.316	112.2
7	13:58:44.909	1:00.335	17.206	22.819	20.310	110.9
8	13:59:44.701	59.792	16.873	22.825	20.094	110.9

Lap	Time of Day	Lap Tm	S1	S2	S3	SFSpd
(48) Declan BURKE						
1	13:52:34.515	1:06.781	18.895	25.514	22.372	94.3
2	13:53:37.561	1:03.046	17.959	23.987	21.100	108.2
3	13:54:40.587	1:03.026	18.161	23.406	21.459	110.2
4	13:55:41.918	1:01.331	17.661	23.003	20.667	107.9
5	13:56:42.748	1:00.830	17.584	22.702	20.544	107.4
6	13:57:44.158	1:01.410	17.751	23.236	20.423	107.9
7	13:58:44.627	1:00.469	17.644	22.361	20.464	107.5
8	13:59:46.082	1:01.455	18.072	22.700	20.683	107.4

Lap	Time of Day	Lap Tm	S1	S2	S3	SFSpd
(94) Angus SCRIVENER						
1	13:52:37.206	1:06.054	19.064	25.334	21.656	95.3
2	13:53:39.299	1:02.093	17.717	23.568	20.808	114.1
3	13:54:39.911	1:00.612	17.777	22.314	20.521	113.0
4	13:55:40.114	1:00.203	17.558	22.584	20.061	111.1
5	13:56:40.395	1:00.281	17.603	22.535	20.143	110.2
6	13:57:39.224	58.829	17.318	21.661	19.850	110.9
7	13:58:39.037	59.813	17.148	21.796	20.869	110.7
8	13:59:38.196	59.159	17.423	21.662	20.074	112.4

Lap	Time of Day	Lap Tm	S1	S2	S3	SFSpd
(7) Christopher WALLACE						
1	13:52:35.802	1:07.767	18.647	26.874	22.246	92.6
2	13:53:38.665	1:02.863	17.690	23.908	21.265	105.7
3	13:54:40.927	1:02.262	17.591	23.674	20.997	106.7
4	13:55:42.660	1:01.733	16.947	23.666	21.120	109.1
5	13:56:43.883	1:01.223	17.129	23.337	20.757	105.0
6	13:57:45.312	1:01.429	17.438	23.285	20.706	105.5
7	13:58:46.148	1:00.836	17.211	23.047	20.578	106.2
8	13:59:46.300	1:00.152	17.054	22.699	20.399	104.0

Lap	Time of Day	Lap Tm	S1	S2	S3	SFSpd
(555) Ewan ROBERTSON						
1	13:52:31.016	1:05.133	18.998	23.720	22.415	81.1
2	13:53:31.658	1:00.642	17.670	22.132	20.840	106.4
3	13:54:32.854	1:01.196	17.620	22.901	20.675	108.6
4	13:55:34.338	1:01.484	18.193	22.868	20.423	108.9
5	13:56:36.827	1:02.489	17.798	23.412	21.279	109.1
6	13:57:37.982	1:01.155	17.604	23.110	20.441	108.2
7	13:58:38.841	1:00.859	17.530	22.354	20.975	108.8
8	13:59:39.711	1:00.870	17.788	22.542	20.540	106.9

Lap	Time of Day	Lap Tm	S1	S2	S3	SFSpd
(333) Bill READ						
1	13:52:36.315	1:07.102	19.323	25.380	22.399	93.9
2	13:53:39.274	1:02.959	17.774	23.987	21.198	109.7
3	13:54:42.881	1:03.607	18.551	23.708	21.348	108.6
4	13:55:45.289	1:02.408	17.618	23.899	20.891	107.2
5	13:56:47.383	1:02.094	17.848	22.877	21.369	108.2
6	13:57:49.384	1:02.001	17.418	23.841	20.742	107.4
7	13:58:50.915	1:01.531	17.850	22.765	20.916	107.4
8	13:59:52.604	1:01.689	17.884	22.722	21.083	106.2

Lap	Time of Day	Lap Tm	S1	S2	S3	SFSpd
(127) Phil ROWLANDS						
1	13:52:28.919	1:03.903	18.126	24.557	21.220	83.4
2	13:53:30.467	1:01.548	17.120	23.509	20.919	108.4
3	13:54:31.897	1:01.430	18.088	22.617	20.725	107.9
4	13:55:32.152	1:00.255	16.849	23.127	20.279	108.2
5	13:56:33.987	1:01.835	18.244	23.203	20.388	109.5
6	13:57:36.546	1:02.559	17.547	23.902	21.110	110.2
7	13:58:39.637	1:03.091	17.454	23.725	21.912	111.3
8	13:59:39.809	1:00.172	17.271	22.719	20.182	107.9

Lap	Time of Day	Lap Tm	S1	S2	S3	SFSpd
(44) Harry IRVINE						
1	13:52:38.380	1:07.729	19.174	25.667	22.888	91.7
2	13:53:41.309	1:02.929	18.079	23.175	21.675	105.5
3	13:54:43.933	1:02.624	17.767	22.839	22.018	106.9
4	13:55:45.482	1:01.549	17.655	23.274	20.620	105.5
5	13:56:47.673	1:02.191	17.573	23.170	21.448	109.7
6	13:57:49.619	1:01.946	17.985	23.502	20.459	107.9
7	13:58:51.104	1:01.485	18.187	22.594	20.704	108.6
8	13:59:52.758	1:01.654	18.057	22.550	21.047	105.2

Lap	Time of Day	Lap Tm	S1	S2	S3	SFSpd
(733) Keith ATKINSON						
1	13:52:32.726	1:05.632	18.286	25.485	21.861	91.4
2	13:53:34.850	1:02.124	17.271	24.191	20.662	108.4
3	13:54:35.822	1:00.972	17.461	22.915	20.596	107.9
4	13:55:37.109	1:01.287	17.327	23.165	20.795	109.1
5	13:56:38.031	1:00.922	17.418	23.022	20.482	106.9
6	13:57:38.645	1:00.614	17.213	23.082	20.319	110.0
7	13:58:40.030	1:01.385	16.963	23.233	21.189	108.6
8	13:59:40.403	1:00.373	17.270	22.845	20.258	107.2

Lap	Time of Day	Lap Tm	S1	S2	S3	SFSpd
(17) Ronald WILKINSON						
1	13:52:33.577	1:07.973	20.407	25.793	21.773	73.8
2	13:53:37.236	1:03.659	17.984	24.326	21.349	106.4
3	13:54:39.246	1:02.010	18.311	23.027	20.672	108.9
4	13:55:50.131	1:10.885	17.831	30.888	22.166	108.8
5	13:56:53.839	1:03.708	18.653	23.337	21.718	105.0
6	13:57:55.446	1:01.607	18.083	22.915	20.609	104.2
7	13:58:59.589	1:04.143	18.087	23.967	22.089	105.2
8	14:00:04.157	1:04.568	18.059	25.046	21.463	97.0

Lap	Time of Day	Lap Tm	S1	S2	S3	SFSpd
(12) Colin REID						
1	13:52:35.923	1:06.106	18.956	25.400	21.750	97.1
2	13:53:37.782	1:01.859	17.721	23.173	20.965	110.7
3	13:54:39.496	1:01.714	18.044	22.977	20.693	111.7
4	13:55:39.965	1:00.469	17.612	22.545	20.312	111.8
5	13:56:41.329	1:01.364	17.594	23.125	20.645	110.7
6	13:57:41.153	59.824	17.599	21.926	20.299	110.9
7	13:58:40.870	59.717	17.404	21.937	20.376	109.7
8	13:59:41.261	1:00.391	17.408	22.460	20.523	108.8

Lap	Time of Day	Lap Tm	S1	S2	S3	SFSpd
(236) Darryl LAWS						
1	13:52:41.875	1:11.139	20.808	27.576	22.755	93.3
2	13:53:44.551	1:02.676	18.553	23.062	21.061	108.9
3	13:54:45.825	1:01.274	17.874	22.669	20.731	107.2
4	13:55:48.397	1:02.572	17.780	23.718	21.074	107.2
5	13:56:50.100	1:01.703	18.037	22.446	21.220	106.2
6	13:57:50.587	1:00.487	17.492	22.629	20.366	108.1
7	13:58:53.260	1:02.673	17.456	23.685	21.532	109.1
8	14:00:24.720	1:31.460	17.765	50.539	23.156	104.7

Lap	Time of Day	Lap Tm	S1	S2	S3	SFSpd
(6) Gary ATKINSON						
1	13:52:34.249	1:06.144	19.231	25.086	21.827	96.6
2	13:53:36.990	1:02.741	17.412	23.854	21.475	111.1
3	13:54:38.786	1:01.796	17.583	23.353	20.860	108.4
4	13:55:39.884	1:01.098	17.362			



KMSC/SMRC Race meeting - AC

Scottish Legends Cars Championship

Knockhill AC 1.271 miles

Race 11 - Heat 2b

19/04/2026 13:40

Race (8 Laps) started at 13:51:20

Lap	Time of Day	Lap Tm	S1	S2	S3	SFSpd	Lap	Time of Day	Lap Tm	S1	S2	S3	SFSpd
5	13:57:06.775	1:06.220	18.291	26.070	21.859	103.2							
6	13:58:12.341	1:05.566	18.088	25.736	21.742	101.5							
7	13:59:17.225	1:04.884	17.616	25.315	21.953	100.8							
8	14:00:30.189	1:12.964	17.940	30.032	24.992	101.7							

(5) Richard DUNBAR

1	13:52:41.314	1:10.822	19.967	27.591	23.264	91.8
2	13:53:50.146	1:08.832	18.407	27.530	22.895	104.0
3	13:54:56.845	1:06.699	17.950	26.164	22.585	104.2
4	13:56:03.277	1:06.432	18.039	26.039	22.354	103.2
5	13:57:09.486	1:06.209	18.013	26.133	22.063	103.4
6	13:58:14.756	1:05.270	17.532	25.823	21.915	103.4
7	13:59:20.891	1:06.135	17.938	25.799	22.398	102.1

Clerk of the Course

Sig : Time :
 Chief Timekeeper : Ian Sharp (SMART Timing)
 Results available at www.smart-timing.co.uk and www.speed



motor sport UK

RACE WITH RESPECT





KMSC/SMRC Race meeting - AC

Lapchart

Scottish Legends Cars Championship

Knockhill AC 1.271 miles

Race 11 - Heat 2b

19/04/2026 13:40

Race (8 Laps) started at 13:51:20



Competitors	Laps									
	0	1	2	3	4	5	6	7	8	
Phil ROWLANDS (127)	1	127	24	24	1	1	1	24	24	24
Matthew PAPE (24)	2	24	305	305	24	24	24	14	1	1
Ronald WILKINSON (17)	3	17	1	1	305	14	14	1	14	14
Scott SMITH (13)	4	13	14	14	14	305	305	305	305	77
Carlos PEREZ (305)	5	305	127	127	27	27	77	77	77	305
Ben MASON (1)	6	1	13	13	127	77	27	27	27	27
Ewan ROBERTSON (555)	7	555	27	27	13	127	13	85	85	85
Stuart McANDREW (55)	8	55	555	555	77	13	85	55	55	55
Grant HUNTER (27)	9	27	55	55	555	55	55	13	13	13
Nick BRIDGEMAN (68)	10	68	68	85	55	85	127	9	9	51
Daniel CLARK (14)	11	14	85	77	85	68	9	68	68	9
Colin ATKINSON (9)	12	9	9	68	68	555	68	51	51	97
Michael WEDDELL (77)	13	77	77	9	97	9	51	97	97	68
Mark BEATY (85)	14	85	733	97	9	97	97	127	2	2
Keith ATKINSON (733)	15	733	97	51	51	51	2	2	95	95
Jamie BLAKE (97)	16	97	51	733	2	2	555	95	555	94
Declan BURKE (48)	17	48	17	2	733	733	95	555	94	555
Christopher WALLACE (7)	18	7	6	6	95	95	733	733	127	127
Gary ATKINSON (6)	19	6	2	95	6	6	6	94	733	733
Murray SCOTT (51)	20	51	48	17	17	12	94	6	12	12
David ALLAN (2)	21	2	95	48	12	94	12	12	6	6
Maxim POPELYUSHKO (95)	22	95	7	12	94	48	48	43	43	43
Elby CLARK (15)	23	15	12	7	48	43	43	48	48	15
Bill READ (333)	24	333	333	333	7	7	15	15	15	48
Aiden McANDREW-DOWEN (43)	25	43	43	94	43	15	7	7	7	7
Colin REID (12)	26	12	15	43	333	333	333	333	333	333
Richard DUNBAR (5)	27	5	94	15	15	44	44	44	44	44
Harry IRVINE (44)	28	44	44	44	44	236	236	236	236	17
Darryl LAWS (236)	29	236	5	236	236	17	17	17	17	236
Angus SCRIVENER (94)	30	94	236	66	66	66	66	66	66	66
Alastair CALDERWOOD (66)	31	66	66	5	5	5	5	5	5	5
-	32									

Clerk of the Course

Sig : Time :
 Chief Timekeeper : Ian Sharp (SMART Timing)
 Results available at www.smart-timing.co.uk and www.speed



RACE WITH RESPECT



Orbits

KMSC/SMRC Race meeting - AC
Sorted on best lap time

Super Lap Scotland

Knockhill AC 1.271 miles

Qualifying 2

19/04/2026 14:00

Practice (15:00 Time) started at 14:05:19

Pos	No.	Name	Make/Model	CC	Class	Laps	Best Tm	Diff	Best Speed	2nd Best
1	92	Michael OSBORNE Snr	Mitsubishi Evo5	1998	P	4	55.692		82.178	1:05.050
2	10	Nev WOOD	Ariel Atom	2000	P	6	58.505	2.813	78.227	1:00.023
3	155	Adam KINDNESS	Mini R53 Cooper S	1600S	D	2	59.079	3.387	77.467	1:25.962
4	64	David WALLACE	Honda S2000	2000	E	5	59.410	3.718	77.036	1:00.199
5	7	Steven ARKLEY	Westfield Megabus	1440	B RC	5	1:00.253	4.561	75.958	1:02.016
6	23	Andrew COWIE	Subaru Impreza	2100	E	6	1:00.571	4.879	75.559	1:01.023
7	67	Marshall WISHART	Lotus Elise S3	1800	C RC	6	1:00.742	5.050	75.346	1:02.231

Announcements

RED FLAG adfter 7:35, session not re-started

Clerk of the Course

 Sig : Time :
 Chief Timekeeper : Ian Sharp (SMART Timing)

 Results available at www.smart-timing.co.uk and www.speed

Printed: 19/04/2026 14:33:48


 motor
sport
UK

**RACE
WITH
RESPECT**


Orbits

KMSC/SMRC Race meeting - AC

Super Lap Scotland

Knockhill AC 1.271 miles

Qualifying 2

19/04/2026 14:00

Practice (15:00 Time) started at 14:05:19

Lap	Time of Day	Lap Tm	S1	S2	S3	SFSpd
(92) Michael OSBORNE Snr						
1	14:07:34.165	1:22.003	27.681	32.913	21.409	25.8
2	14:08:39.215	1:05.050	16.580	24.042	24.428	119.4
3	14:09:34.907	55.692	16.156	20.982	18.554	123.1
4	14:12:20.025	2:45.118	26.888	36.683	1:41.547	125.7
(10) Nev WOOD						
1	14:07:16.162	1:26.052	25.907	35.778	24.367	37.8
2	14:08:21.741	1:05.579	18.123	26.447	21.009	119.4
3	14:09:22.015	1:00.274	16.157	23.965	20.152	131.1
4	14:10:22.038	1:00.023	16.350	23.958	19.715	131.6
5	14:11:22.576	1:00.538	16.521	24.390	19.627	133.2
6	14:12:21.081	58.505	15.775	23.334	19.396	131.6
(155) Adam KINDNESS						
1	14:06:47.468	1:25.962	24.944	40.049	20.969	34.6
2	14:07:46.547	59.079	16.859	22.574	19.646	110.7
(64) David WALLACE						
1	14:06:51.699	1:25.894	25.625	36.597	23.672	30.7
2	14:07:51.898	1:00.199	17.619	22.076	20.504	105.0
3	14:08:51.308	59.410	17.228	21.722	20.460	110.2
4	14:10:10.709	1:19.401	17.258	29.569	32.574	110.6
5	14:11:43.377	1:32.668	28.333	34.004	30.331	60.7
(7) Steven ARKLEY						
1	14:07:25.382	1:27.311	28.737	32.003	26.571	27.0
2	14:08:43.289	1:17.907	20.962	27.419	29.526	82.3
3	14:09:46.587	1:03.298	18.320	24.173	20.805	100.9
4	14:10:48.603	1:02.016	17.963	23.713	20.340	113.9
5	14:11:48.856	1:00.253	17.140	23.234	19.879	118.6
(23) Andrew COWIE						
1	14:06:54.122	1:26.244	26.240	35.251	24.753	31.5
2	14:07:56.850	1:02.728	17.994	24.189	20.545	108.9
3	14:08:57.873	1:01.023	17.041	23.920	20.062	111.7
4	14:10:02.013	1:04.140	17.012	25.948	21.180	114.5
5	14:11:03.503	1:01.490	17.276	23.699	20.515	110.7
6	14:12:04.074	1:00.571	16.926	23.569	20.076	110.6
(67) Marshall WISHART						
1	14:06:58.913	1:23.212	26.054	30.946	26.212	29.3
2	14:08:07.352	1:08.439	20.337	26.652	21.450	88.9
3	14:09:10.010	1:02.658	17.455	24.134	21.069	117.9
4	14:10:12.241	1:02.231	17.148	24.453	20.630	119.4
5	14:11:14.551	1:02.310	17.573	24.398	20.339	113.5
6	14:12:15.293	1:00.742	16.757	23.499	20.486	119.6

Clerk of the Course

Sig : Time :
 Chief Timekeeper : Ian Sharp (SMART Timing)
 Results available at www.smart-timing.co.uk and www.speed



Orbits



KMSC/SMRC Race meeting - AC

Sorted on Laps

Scottish Modsports Race Championship

Knockhill AC 1.271 miles

Race 12 - 3rd Race

19/04/2026 14:25

Race (12:00 and 1 Laps) started at 14:39:45

Pos	No.	Name	Make/Model	CC	Class	Laps	Total Tm	Diff	Best Tm	In Lap	2nd Best
1	78	David HEADEN	Caterham R400	2300	A2	14	13:18.072		54.639	13	54.646
2	10	Mark THOMSON	Radical SR10 XXR	2261	A1	14	13:18.589	0.517	55.132	8	55.362
3	55	Fiona KINDNESS	Subaru Impreza Type R	2350	B	14	13:26.401	8.329	55.586	8	56.239
4	1	Adam MORRISON	Mini Cooper S	2000	D	14	13:26.902	8.830	55.706	3	55.848
5	26	Michael BARRON	Honda Civic	2400	D	14	13:41.376	23.304	56.750	9	56.765
6	333	Iain BLACKLEY	Ford Puma	1679T	E	13	13:19.358	1 Lap	1:00.277	11	1:00.304
7	23	Andrew COWIE	Subaru Impreza	2100	E	13	13:19.860	1 Lap	59.984	9	1:00.095
8	21	Louise STRACHAN	Mini Cooper S	1600S	D	13	13:20.637	1 Lap	58.606	7	58.866
9	221	James STRACHAN	Ford Fiesta	2000	D	13	13:38.961	1 Lap	1:01.075	13	1:01.373
10	63	Stuart THOMSON	Seat Leon Cupra	2000	E	13	13:39.730	1 Lap	1:01.098	13	1:01.379
11	91	Craig HOUSTON	Lotus Eclat	2948	D	13	13:40.642	1 Lap	1:00.889	13	1:00.996
12	11	Ally CHALMERS	Mini Cooper	1600	G	12	13:50.669	2 Laps	1:06.716	12	1:06.781

Not classified

DNF	155	Adam KINDNESS	Mini Cooper S R53	1600S	D	8	7:57.251	DNF	58.180	5	58.289
DNF	96	Murray DOUGLAS	Mini Cooper S	1600S	C	3	3:54.524	DNF	1:12.156	1	1:15.098
DNS	9	Ron CUMMING	Nemesis Kit Car	2200	A2			DNS		0	
DNS	14	Michael IMRIE	Mini R50 Cooper	1600	G			DNS		0	
DNS	69	Andrew PATERSON	BMW 318iS	1923	E			DNS		0	

Announcements

New Track Record (55.586) for KMSC Modsports B by Fiona KINDNESS.

Margin of Victory	Avg. Speed	Best Lap Tm	Best Speed	Best Lap by
0.517	80.285	54.639	83.762	78 - David HEADEN

Clerk of the Course

Sig : Time :
 Chief Timekeeper : Ian Sharp (SMART Timing)
 Results available at www.smart-timing.co.uk and www.speec



Orbits



KMSC/SMRC Race meeting - AC

Scottish Modsports Race Championship

Knockhill AC 1.271 miles

Race 12 - 3rd Race

19/04/2026 14:25

Race (12:00 and 1 Laps) started at 14:39:45

Lap	Time of Day	Lap Tm	S1	S2	S3	SFSpd
(78) David HEADEN						
1	14:40:55.734	1:01.179	18.281	23.526	19.372	97.7
2	14:41:53.058	57.324	15.926	21.781	19.617	128.3
3	14:42:49.674	56.616	15.666	21.742	19.208	128.3
4	14:43:46.473	56.799	15.896	21.536	19.367	126.1
5	14:44:43.043	56.570	15.761	21.671	19.138	129.3
6	14:45:39.053	56.010	15.769	21.305	18.936	126.6
7	14:46:35.148	56.095	15.699	21.615	18.781	130.6
8	14:47:30.103	54.955	15.432	20.973	18.550	132.1
9	14:48:24.830	54.727	15.608	20.742	18.377	133.2
10	14:49:19.476	54.646	15.467	20.759	18.420	130.8
11	14:50:16.203	56.727	15.709	21.496	19.522	128.6
12	14:51:12.125	55.922	15.635	21.027	19.260	131.3
13	14:52:06.764	54.639	15.424	21.080	18.135	130.3
14	14:53:03.397	56.633	15.600	21.878	19.155	135.6

(10) Mark THOMSON						
1	14:40:48.929	57.429				84.5
2	14:41:45.196	56.267				137.2
3	14:42:41.655	56.459				135.6
4	14:43:37.662	56.007				138.1
5	14:44:34.351	56.689				135.8
6	14:45:29.771	55.420				136.7
7	14:46:25.484	55.713				138.1
8	14:47:20.616	55.132				139.2
9	14:48:16.169	55.553				140.4
10	14:49:12.046	55.877				
11	14:50:08.103	56.057				136.4
12	14:51:03.465	55.362				138.9
13	14:52:00.864	57.399				142.2
14	14:53:03.914	1:03.050				135.8

(55) Fiona KINDNESS						
1	14:40:50.931	58.968	18.172	22.073	18.723	71.9
2	14:41:47.863	56.932	16.478	21.898	18.556	125.7
3	14:42:44.391	56.528	15.668	22.327	18.533	131.3
4	14:43:40.713	56.322	15.666	21.904	18.752	131.6
5	14:44:36.952	56.239	15.835	21.872	18.532	130.3
6	14:45:34.123	57.171	15.524	22.894	18.753	128.6
7	14:46:30.621	56.498	15.527	22.006	18.965	130.8
8	14:47:26.207	55.586	15.427	21.652	18.507	131.8
9	14:48:22.644	56.437	15.629	22.231	18.577	131.6
10	14:49:19.191	56.547	15.859	21.765	18.923	130.8
11	14:50:16.920	57.729	16.109	22.865	18.755	128.6
12	14:51:14.785	57.865	15.853	22.981	19.031	131.6
13	14:52:12.627	57.842	15.440	21.809	20.593	133.9
14	14:53:11.726	59.099	16.054	23.106	19.939	125.2

(1) Adam MORRISON						
1	14:40:50.628	58.804	17.280	22.004	19.520	74.2
2	14:41:47.389	56.761	16.043	22.022	18.696	113.5
3	14:42:43.095	55.706	15.782	21.276	18.648	116.7
4	14:43:38.943	55.848	15.719	21.239	18.890	116.5
5	14:44:35.700	56.757	15.795	21.182	19.780	116.7
6	14:45:31.592	55.892	15.892	21.104	18.896	115.7
7	14:46:27.566	55.974	15.858	21.277	18.839	115.7
8	14:47:24.052	56.486	15.880	21.234	19.372	116.9
9	14:48:20.508	56.456	15.937	21.521	18.998	114.5
10	14:49:18.634	58.126	15.868	21.767	20.491	116.9
11	14:50:16.924	58.290	16.078	22.158	20.054	115.3
12	14:51:15.860	58.936	16.072	22.989	19.875	116.9
13	14:52:14.569	58.709	15.834	21.493	21.382	117.5
14	14:53:12.227	57.658	16.325	22.386	18.947	100.8

(26) Michael BARRON						
1	14:40:51.460	58.538	17.045	22.677	18.816	78.3
2	14:41:48.730	57.270	15.787	22.669	18.814	123.4
3	14:42:45.688	56.958	15.907	22.273	18.778	123.8
4	14:43:42.453	56.765	15.696	22.036	19.033	122.9
5	14:44:39.732	57.279	15.969	22.187	19.123	121.6
6	14:45:37.291	57.559	15.824	22.228	19.507	121.6
7	14:46:35.148	57.857	15.760	22.730	19.367	121.6
8	14:47:32.605	57.457	16.429	22.133	18.895	121.4

Lap	Time of Day	Lap Tm	S1	S2	S3	SFSpd
9	14:48:29.355	56.750	15.764	22.134	18.852	123.4
10	14:49:26.958	57.603	16.180	22.236	19.187	121.4
11	14:50:30.927	1:03.969	15.812	21.840	26.317	122.2
12	14:51:29.140	58.213	16.170	22.712	19.331	117.5
13	14:52:26.851	57.711	15.806	22.292	19.613	121.8
14	14:53:26.701	59.850	15.945	23.023	20.882	121.4

(333) Iain BLACKLEY						
1	14:40:56.029	1:02.582				76.3
2	14:41:56.667	1:00.638				119.0
3	14:42:57.390	1:00.723				117.5
4	14:43:58.366	1:00.976				115.3
5	14:44:59.026	1:00.660				114.9
6	14:46:00.877	1:01.851				114.5
7	14:47:01.295	1:00.418				116.3
8	14:48:02.129	1:00.834				116.7
9	14:49:02.730	1:00.601				115.7
10	14:50:03.196	1:00.466				115.5
11	14:51:03.473	1:00.277				117.1
12	14:52:04.379	1:00.906				114.3
13	14:53:04.683	1:00.304				115.3

(23) Andrew COWIE						
1	14:40:56.907	1:02.911	18.172	24.626	20.113	78.7
2	14:41:57.290	1:00.383	16.546	23.826	20.011	113.7
3	14:42:57.973	1:00.683	17.224	23.415	20.044	111.3
4	14:43:59.773	1:01.800	18.250	23.262	20.288	110.9
5	14:45:00.038	1:00.265	16.987	23.185	20.093	108.4
6	14:46:01.419	1:01.381	17.052	24.139	20.190	109.7
7	14:47:02.112	1:00.693	17.296	23.488	19.909	112.0
8	14:48:03.321	1:01.209	17.124	24.073	20.012	110.4
9	14:49:03.305	59.984	16.949	23.197	19.838	110.4
10	14:50:03.876	1:00.571	17.042	23.509	20.020	113.9
11	14:51:04.246	1:00.370	16.802	23.306	20.262	110.9
12	14:52:05.090	1:00.844	16.814	24.281	19.749	109.7
13	14:53:05.185	1:00.095	16.573	23.541	19.981	111.5

(21) Louise STRACHAN						
1	14:40:59.633	1:03.862	18.361	24.348	21.153	85.8
2	14:41:59.578	59.945	17.864	22.079	20.002	110.9
3	14:42:58.444	58.866	17.171	21.920	19.775	108.8
4	14:43:59.617	1:01.173	17.875	22.533	20.765	110.6
5	14:44:59.521	59.904	17.468	22.235	20.201	109.7
6	14:46:00.262	1:00.741	17.533	23.168	20.040	110.6
7	14:46:58.868	58.606	17.028	21.645	19.933	110.4
8	14:47:58.212	59.344	17.336	21.635	20.373	109.8
9	14:48:57.962	59.750	17.601	22.033	20.116	110.2
10	14:49:56.996	59.034	17.190	21.846	19.998	110.6
11	14:50:56.118	59.122	17.112	21.860	20.150	108.8
12	14:52:07.089	1:10.971	17.362	33.258	20.351	108.1
13	14:53:05.962	58.873	17.277	21.866	19.730	109.7

(221) James STRACHAN						
1	14:40:59.826	1:05.229	19.320	25.141	20.768	81.5
2	14:42:04.711	1:04.885	20.237	24.154	20.494	111.1
3	14:43:06.325	1:01.614	17.529	23.814	20.271	114.9
4	14:44:08.336	1:02.011	17.660	23.682	20.669	116.1
5	14:45:10.397	1:02.061	18.007	23.422	20.632	111.7
6	14:46:11.940	1:01.543	17.779	23.246	20.518	113.0
7	14:47:13.519	1:01.579	17.781	23.304	20.494	113.5
8	14:48:14.892	1:01.373	17.643	23.059	20.671	113.2
9	14:49:16.753	1:01.861	18.113	23.250	20.498	111.8
10	14:50:19.578	1:02.825	17.820	24.247	20.758	113.9



KMSC/SMRC Race meeting - AC

Scottish Modsports Race Championship

Knockhill AC 1.271 miles

Race 12 - 3rd Race

19/04/2026 14:25

Race (12:00 and 1 Laps) started at 14:39:45

Lap	Time of Day	Lap Tm	S1	S2	S3	SFSpd
7	14:47:14.502	1:01.902	17.687	23.895	20.320	119.8
8	14:48:16.059	1:01.557	17.430	23.958	20.169	119.4
9	14:49:18.383	1:02.324	18.020	23.670	20.634	112.4
10	14:50:20.690	1:02.307	18.369	23.558	20.380	111.1
11	14:51:22.069	1:01.379	17.528	23.666	20.185	119.6
12	14:52:23.957	1:01.888	18.298	23.464	20.126	114.5
13	14:53:25.055	1:01.098	17.708	23.203	20.187	118.8

Lap	Time of Day	Lap Tm	S1	S2	S3	SFSpd
-----	-------------	--------	----	----	----	-------

(91) Craig HOUSTON

1	14:40:59.078	1:05.011	19.438	24.586	20.987	83.9
2	14:42:06.682	1:07.604	22.736	24.157	20.711	115.3
3	14:43:08.483	1:01.801	17.980	23.115	20.706	115.7
4	14:44:09.812	1:01.329	17.689	23.089	20.551	115.5
5	14:45:11.909	1:02.097	17.979	23.570	20.548	116.7
6	14:46:13.479	1:01.570	17.931	23.327	20.312	117.5
7	14:47:15.051	1:01.572	17.681	23.311	20.580	116.5
8	14:48:16.877	1:01.826	18.036	23.361	20.429	116.9
9	14:49:19.552	1:02.675	17.788	23.394	21.493	115.9
10	14:50:21.629	1:02.077	17.625	23.848	20.604	114.7
11	14:51:22.625	1:00.996	17.045	23.825	20.126	116.9
12	14:52:25.078	1:02.453	18.067	23.875	20.511	118.1
13	14:53:25.967	1:00.889	17.646	22.788	20.455	116.9

(11) Ally CHALMERS

1	14:41:09.476	1:09.123	21.293	24.348	23.482	68.7
2	14:42:16.898	1:07.422	20.224	23.898	23.300	90.9
3	14:43:23.679	1:06.781	19.758	23.610	23.413	90.4
4	14:44:31.932	1:08.253	19.692	23.948	24.613	90.2
5	14:45:40.542	1:08.610	19.855	25.255	23.500	89.0
6	14:46:48.245	1:07.703	19.670	24.383	23.650	91.2
7	14:47:55.759	1:07.514	19.900	24.224	23.390	91.2
8	14:49:02.968	1:07.209	19.659	24.047	23.503	91.3
9	14:50:11.617	1:08.649	20.553	24.523	23.573	91.2
10	14:51:19.992	1:08.375	19.453	24.498	24.424	91.2
11	14:52:29.278	1:09.286	19.760	26.254	23.272	91.1
12	14:53:35.994	1:06.716	19.228	23.865	23.623	92.3

(155) Adam KINDNESS

1	14:40:52.544	59.568	18.065	22.357	19.146	74.5
2	14:41:50.833	58.289	16.479	22.170	19.640	114.9
3	14:42:49.253	58.420	16.545	22.350	19.525	114.1
4	14:43:47.756	58.503	16.821	22.125	19.557	114.9
5	14:44:45.936	58.180	16.437	22.155	19.588	113.7
6	14:45:44.343	58.407	16.458	22.061	19.888	113.4
7	14:46:43.260	58.917	16.562	22.561	19.794	113.9
8	14:47:42.576	59.316	16.891	22.586	19.839	113.5

(96) Murray DOUGLAS

1	14:41:07.603	1:12.156	21.448	27.447	23.261	78.5
2	14:42:24.751	1:17.148	22.333	27.604	27.211	82.5
3	14:43:39.849	1:15.098	21.366	27.530	26.202	81.6

Clerk of the Course

Sig : Time :
Chief Timekeeper : Ian Sharp (SMART Timing)
Results available at www.smart-timing.co.uk and www.speed
Printed: 19/04/2026 14:57:17





KMSC/SMRC Race meeting - AC

Lapchart

Scottish Modsports Race Championship

Knockhill AC 1.271 miles

Race 12 - 3rd Race

19/04/2026 14:25

Race (12:00 and 1 Laps) started at 14:39:45



Competitors	Laps															
	0	1	2	3	4	5	6	7	8	9	10	11	12	13	14	
Mark THOMSON (10)	1	10	10	10	10	10	10	10	10	10	10	10	10	10	78	
Adam MORRISON (1)	2	1	1	1	1	1	1	1	1	1	1	1	78	78	78	10
Fiona KINDNESS (55)	3	55	55	55	55	55	55	55	55	55	55	55	55	55	55	55
Michael BARRON (26)	4	26	26	26	26	26	26	78	78	78	78	1	1	1	1	1
Adam KINDNESS (155)	5	155	155	155	155	78	78	78	26	26	26	26	26	26	26	26
Iain BLACKLEY (333)	6	333	78	78	78	155	155	155	155	155	21	21	21	333	333	333
Andrew COWIE (23)	7	23	333	333	333	333	333	21	21	21	333	333	333	23	23	23
Craig HOUSTON (91)	8	91	23	23	23	21	21	333	333	333	23	23	23	21	21	21
David HEADEN (78)	9	78	91	21	21	23	23	23	23	23	221	221	221	221	221	221
James STRACHAN (221)	10	221	21	63	63	221	221	221	221	221	63	63	63	63	63	63
Murray DOUGLAS (96)	11	96	221	221	221	63	63	63	63	63	91	91	91	91	91	91
Louise STRACHAN (21)	12	21	63	91	91	91	91	91	91	91	11	11	11	11	11	11
Stuart THOMSON (63)	13	63	96	11	11	11	11	11	11	11						
Ally CHALMERS (11)	14	11	11	96	96											
-	15															
-	16															
-	17															

Clerk of the Course

Sig : Time :
 Chief Timekeeper : Ian Sharp (SMART Timing)
 Results available at www.smart-timing.co.uk and www.speed

Printed: 19/04/2026 14:57:48



KMSC Modsports Race Championship



Pos	Car No.	Name	Class	18th & 19th April Knockhill AC			16th & 17th May Knockhill			11th & 12th July Knockhill			15th August Knockhill AC		16th August Knockhill		12th & 13th September Knockhill AC			10th & 11th October Knockhill			Total	Diff	Gap	1st Place in Class	2nd Place in Class	3rd Place in Class
				1	2	3	4	5	6	7	8	9	10	11	12	12a	14	15	16	17	18	19						
1	1	Adam MORRISON	D	11	11	10																	32			3		
2	26	Michael BARRON	D	8	8	8																	24	-8	-8		3	
3	333	Ian BLACKLEY	E	6	5	10																	21	-3	-11	3		
4	55	Fiona KINDNESS	B	6	6	6																	18	-3	-14	3		
5	10	Mark THOMSON	A1	5	5	5																	15	-3	-17	3		
6	11	Ally CHALMERS	G	3	5	5																	13	-2	-19	2	1	
7=	21	Louise STRACHAN	D	6		6																	12	-1	-20			2
7=	23	Andrew COWIE	E		4	8																	12	0	-20		1	
9	221	James STRACHAN	D	4	2	4																	10	-2	-22			
10	63	Stuart THOMSON	E	3		6																	9	-1	-23		1	1
11	91	Craig HOUSTON	D	2	4	2																	8	-1	-24			
12	9	Ron CUMMING	A2	6	1																		7	-1	-25	1		
13=	14	Michael IMRIE	G	6																			6	-1	-26	1		
13=	155	Adam KINDNESS	D		6																		6	0	-26			1
15=	78	David HEADEN	A2			5																	5	-1	-27	1		
15=	96	Murray DOUGLAS	C		5																		5	0	-27	1		
17	8	Richard SUTHERLAND	G																				0	-5	-32			
18	37	David ROBB	D																				0	0	-32			
19	69	Andrew PATERSON	E																				0	0	-32			



Bulletin No. _____

KMSC/SMRC Race meeting - AC**Sorted on Laps**

Scottish Fiesta ST Cup

Knockhill AC 1.271 miles

Race 131- 2nd Race

19/04/2026 14:50

Race (12 Laps) started at 15:00:27

Pos	No.	Name	Make/Model	CC	Class	Laps	Total Tm	Diff	Best Tm	In Lap	2nd Best
1	1	Gerry HENDRY	Ford Fiesta ST	2000	ST	12	12:37.936		1:01.705	3	1:01.792
2	35	Andrew MACKIE	Ford Fiesta ST	2000	ST	12	12:38.856	0.920	1:01.792	3	1:02.050
3	99	Jamie DICKIE	Ford Fiesta ST	2000	ST	12	12:41.277	3.341	1:01.521	2	1:02.255
4	17	Angus ROSS	Ford Fiesta ST	2000	ST	12	12:48.403	10.467	1:02.650	4	1:03.023
5	23	Lucy HALES-MAVER	Ford Fiesta ST	2000	ST	12	12:53.859	15.923	1:02.889	4	1:02.915
6	21	Kieren PREEDY	Ford Fiesta ST	2000	ST	12	12:54.051	16.115	1:01.560	3	1:01.757
7	32	Daniel FORBES	Ford Fiesta ST	2000	ST	12	13:41.093	1:03.157	1:06.580	2	1:07.020
Not classified											
DNF	24	Lachan MacLACHLAN	Ford Fiesta ST	2000	STN	1	1:11.848	DNF	1:04.802	1	
DNS	30	Michael GORDON	Ford Fiesta ST	2000	ST			DNS		0	

Margin of Victory	Avg. Speed	Best Lap Tm	Best Speed	Best Lap by
0.920	72.460	1:01.521	74.392	99 - Jamie DICKIE

Clerk of the Course

Orbits

Sig : Time :
 Chief Timekeeper : Ian Sharp (SMART Timing)

Results available at www.smart-timing.co.uk and www.specc

Printed: 19/04/2026 15:16:59

**KMSC/SMRC Race meeting - AC****Scottish Fiesta ST Cup****Knockhill AC 1.271 miles****Race 131- 2nd Race****19/04/2026 14:50****Race (12 Laps) started at 15:00:27**

Lap	Time of Day	Lap Tm	S1	S2	S3	SFSpd
(1) Gerry HENDRY						
1	15:01:40.694	1:05.303	20.576	23.539	21.188	67.5
2	15:02:42.486	1:01.792	18.175	22.602	21.015	105.2
3	15:03:44.191	1:01.705	17.785	22.623	21.297	104.5
4	15:04:46.194	1:02.003	18.199	22.754	21.050	105.0
5	15:05:48.336	1:02.142	17.983	22.784	21.375	104.4
6	15:06:50.452	1:02.116	17.991	22.698	21.427	103.1
7	15:07:52.881	1:02.429	18.033	23.103	21.293	103.1
8	15:08:55.727	1:02.846	18.110	23.311	21.425	102.8
9	15:09:58.136	1:02.409	18.127	22.737	21.545	101.5
10	15:11:00.584	1:02.448	18.119	22.870	21.459	101.1
11	15:12:03.132	1:02.548	18.156	22.940	21.452	101.8
12	15:13:05.891	1:02.759	18.080	23.077	21.602	102.0

(35) Andrew MACKIE						
1	15:01:39.318	1:04.355	19.302	24.088	20.965	66.2
2	15:02:41.368	1:02.050	17.215	23.541	21.294	103.9
3	15:03:43.160	1:01.792	17.202	23.330	21.260	103.9
4	15:04:45.478	1:02.318	17.255	23.882	21.181	103.6
5	15:05:47.558	1:02.080	17.216	23.519	21.345	103.2
6	15:06:49.763	1:02.205	17.270	23.516	21.419	102.8
7	15:07:52.442	1:02.679	17.771	23.459	21.449	102.8
8	15:08:56.207	1:03.765	17.661	24.711	21.393	102.6
9	15:09:58.688	1:02.481	17.326	23.712	21.443	101.7
10	15:11:01.371	1:02.683	17.432	23.826	21.425	102.0
11	15:12:03.783	1:02.412	17.321	23.735	21.356	102.3
12	15:13:06.811	1:03.028	17.372	24.249	21.407	102.6

(99) Jamie DICKIE						
1	15:01:40.168	1:04.731	19.799	24.022	20.910	67.0
2	15:02:41.689	1:01.521	17.431	23.163	20.927	103.6
3	15:03:43.944	1:02.255	17.417	23.247	21.591	104.2
4	15:04:46.782	1:02.838	17.838	23.827	21.173	102.3
5	15:05:49.436	1:02.654	18.445	22.884	21.325	102.6
6	15:06:51.996	1:02.560	18.457	22.668	21.435	101.5
7	15:07:54.487	1:02.491	18.460	22.668	21.363	102.0
8	15:08:57.148	1:02.661	18.631	22.693	21.337	101.1
9	15:09:59.856	1:02.708	18.456	22.814	21.438	101.2
10	15:11:02.767	1:02.911	18.473	22.923	21.515	101.1
11	15:12:05.825	1:03.058	18.531	23.006	21.521	101.1
12	15:13:09.232	1:03.407	18.655	23.102	21.650	100.9

(17) Angus ROSS						
1	15:01:41.835	1:07.029	21.389	24.108	21.532	61.4
2	15:02:45.039	1:03.204	18.868	22.920	21.416	101.7
3	15:03:48.148	1:03.109	18.621	22.823	21.665	100.8
4	15:04:50.798	1:02.650	18.571	22.759	21.320	98.7
5	15:05:53.855	1:03.057	18.465	23.040	21.552	100.5
6	15:06:56.878	1:03.023	18.656	22.704	21.663	99.9
7	15:08:00.116	1:03.238	18.694	22.803	21.741	100.0
8	15:09:03.144	1:03.028	18.640	22.888	21.500	97.0
9	15:10:06.395	1:03.251	18.636	23.052	21.563	98.7
10	15:11:09.505	1:03.110	18.760	22.708	21.642	98.5
11	15:12:13.143	1:03.638	18.937	23.018	21.683	99.1
12	15:13:16.358	1:03.215	18.480	23.021	21.714	98.8

(23) Lucy HALES-MAVER						
1	15:01:43.175	1:07.398	19.886	26.174	21.338	66.8
2	15:02:46.288	1:03.113	17.750	24.147	21.216	103.7
3	15:03:49.618	1:03.330	17.721	24.098	21.511	103.1
4	15:04:52.507	1:02.889	17.756	23.772	21.361	102.0
5	15:05:55.422	1:02.915	17.733	23.890	21.292	102.8
6	15:06:58.542	1:03.120	17.811	23.833	21.476	102.1
7	15:08:01.885	1:03.343	17.825	23.938	21.580	101.7
8	15:09:05.987	1:04.102	17.991	24.435	21.676	101.2
9	15:10:09.704	1:03.717	17.800	24.309	21.608	100.8
10	15:11:13.367	1:03.663	17.764	24.196	21.703	100.8
11	15:12:17.786	1:04.419	18.052	24.422	21.945	101.1
12	15:13:21.814	1:04.028	17.868	24.484	21.676	101.1

(21) Kieren PREEDY						
1	15:01:41.983	1:06.390	21.091	24.313	20.986	69.9
2	15:02:44.207	1:02.224	18.207	22.554	21.463	104.9

Lap	Time of Day	Lap Tm	S1	S2	S3	SFSpd
3	15:03:45.767	1:01.560	18.020	22.478	21.062	103.6
4	15:04:47.524	1:01.757	18.138	22.613	21.006	103.7
5	15:05:49.856	1:02.332	18.190	22.832	21.310	103.6
6	15:06:52.258	1:02.402	18.329	22.808	21.265	103.2
7	15:07:54.737	1:02.479	18.491	22.760	21.228	103.2
8	15:08:57.296	1:02.559	18.477	22.975	21.107	103.4
9	15:10:00.009	1:02.713	18.587	22.902	21.224	102.9
10	15:11:02.946	1:02.937	18.515	23.153	21.269	103.2
11	15:12:18.712	1:15.766	31.302	23.081	21.383	102.3
12	15:13:22.006	1:03.294	18.178	23.526	21.590	102.0

(32) Daniel FORBES						
1	15:01:45.521	1:10.464	20.734	27.463	22.267	60.5
2	15:02:52.101	1:06.580	18.286	25.275	23.019	99.3
3	15:03:59.679	1:07.578	18.489	25.661	23.428	96.4
4	15:05:06.989	1:07.310	18.760	25.609	22.941	95.6
5	15:06:14.271	1:07.282	18.773	25.433	23.076	97.0
6	15:07:21.938	1:07.667	18.648	25.967	23.052	96.3
7	15:08:28.958	1:07.020	18.598	25.387	23.035	95.9
8	15:09:36.040	1:07.082	18.732	25.339	23.011	96.0
9	15:10:44.380	1:08.340	18.873	25.804	23.663	95.6
10	15:11:52.166	1:07.786	18.662	25.752	23.372	95.1
11	15:13:00.097	1:07.931	18.964	25.660	23.307	95.7
12	15:14:09.048	1:08.951	18.879	26.187	23.885	95.5

(24) Lachan MacLACHLAN						
1	15:01:39.803	1:04.802	20.528	23.296	20.978	63.8

Clerk of the Course

Sig : Time :
 Chief Timekeeper : Ian Sharp (SMART Timing)

Results available at www.smart-timing.co.uk and www.speed

Printed: 19/04/2026 15:17:41



Orbits



KMSC/SMRC Race meeting - AC

Lapchart

Scottish Fiesta ST Cup

Knockhill AC 1.271 miles

Race 131- 2nd Race

19/04/2026 14:50

Race (12 Laps) started at 15:00:27



Competitors	Laps													
	0	1	2	3	4	5	6	7	8	9	10	11	12	
Angus ROSS (17)	1	17	35	35	35	35	35	35	35	1	1	1	1	1
Andrew MACKIE (35)	2	35	24	99	99	1	1	1	1	35	35	35	35	35
Lachan MacLACHLAN (24)	3	24	99	1	1	99	99	99	99	99	99	99	99	99
Daniel FORBES (32)	4	32	1	21	21	21	21	21	21	21	21	17	17	17
Gerry HENDRY (1)	5	1	17	17	17	17	17	17	17	17	17	23	23	23
Jamie DICKIE (99)	6	99	21	23	23	23	23	23	23	23	23	21	21	21
Kieren PREEDY (21)	7	21	23	32	32	32	32	32	32	32	32	32	32	32
Lucy HALES-MAVER (23)	8	23	32											
-	9													

Clerk of the Course

Sig : Time :
Chief Timekeeper : Ian Sharp (SMART Timing)
Results available at www.smart-timing.co.uk and www.speed



Scottish Ford Fiesta ST Cup

13 scores count from 15 Rounds



Pos	Car No.	Name	Class	18th & 19th April		16th & 17th May		11th & 12th July		25th July		16th August		12th & 13th September		10th & 11th October		Total	Diff	Gap	1st Place	2nd Place	3rd Place
				Knockhill AC	Knockhill	Knockhill	Knockhill	Kirkistown	Knockhill	Knockhill AC	Knockhill												
1	1	Gerry HENDRY		20	25													45			1	1	
2	21	Kieren PREEDY		25	10													35	-10	-10	1		
3	35	Andrew MACKIE		14	20													34	-1	-11		1	
4	99	Jamie DICKIE		16	16													32	-2	-13			2
5	17	Angus ROSS		10	14													24	-8	-21			
6	32	Daniel FORBES		9	9													18	-6	-27			
7=	23	Lucy HALES-MAVER			12													12	-6	-23			
7=	24	Lachlan MacLACHLAN	N	12														12	0	-33			
9	2	James MacKENZIE	N															0	-12	-45			
10	30	Michael GORDON																0	0	-45			

Scottish Ford Fiesta ST Cup - Newcomers

13 scores count from 15 Rounds



Pos	Car No.	Name	Class																Total	Diff	Gap	
				18th & 19th April Knockhill AC	16th & 17th May Knockhill	11th & 12th July Knockhill	25th July Kirkistown	16th August Knockhill	12th & 13th September Knockhill AC	10th & 11th October Knockhill												
1	24	Lachlan MacLACHLAN	N	16	16															32		

1st Place	2nd Place	3rd Place
2		



Bulletin No. _____

KMSC/SMRC Race meeting - AC**Sorted on Laps**

Scottish C1 Cup

Knockhill AC 1.271 miles

Race 14 - 2nd Race

19/04/2026 15:15

Race (10 Laps) started at 15:20:47

Pos	No.	Name	Make/Model	CC	Class	Laps	Total Tm	Diff	Best Tm	In Lap	2nd Best
1	1	Ayden WILSON	Citroen C1	1000	C1	10	12:04.491		1:10.440	4	1:10.550
2	117	Marc NISBET	Citroen C1	1000	C1	10	12:07.657	3.166	1:10.873	6	1:10.945
3	9	Matthew BALDIE	Citroen C1	1000	G	10	12:09.219	4.728	1:10.812	6	1:10.960
4	8	Henry GILLESPIE	Citroen C1	1000	C1	10	12:11.778	7.287	1:11.156	7	1:11.287
5	88	Scott CHARLES	Citroen C1	1000	C1N	10	12:17.171	12.680	1:11.403	7	1:11.920
6	44	Peter EDIE	Citroen C1	1000	C1N	10	12:31.865	27.374	1:13.426	7	1:13.437
7	6	Kenneth DOCK	Citroen C1	1000	C1	10	12:51.601	47.110	1:13.153	8	1:13.282
8	61	Ian COCHRANE	Citroen C1	1000	C1	10	12:52.861	48.370	1:15.327	4	1:15.426
Not classified											
DNF	18	Gregor McPHADEN	Citroen C1	1000	C1	8	9:44.698	DNF	1:10.698	5	1:10.988
DNF	77	James McCRACKEN	Citroen C1	1000	C1	6	7:20.757	DNF	1:10.934	4	1:11.193

Margin of Victory**Avg. Speed****Best Lap Tm****Best Speed****Best Lap by**

3.166

63.171

1:10.440

64.973

1 - Ayden WILSON

Clerk of the Course**Orbits**

Sig :

Time :

Chief Timekeeper : Ian Sharp (SMART Timing)

Results available at www.smart-timing.co.uk and www.speedmotor
sport
UKRACE
WITH
RESPECT

Printed: 19/04/2026 15:34:42



KMSC/SMRC Race meeting - AC

Scottish C1 Cup

Knockhill AC 1.271 miles

Race 14 - 2nd Race

19/04/2026 15:15

Race (10 Laps) started at 15:20:47

Lap	Time of Day	Lap Tm	S1	S2	S3	SFSpd
(1) Ayden WILSON						
1	15:22:11.439	1:15.154	21.946	27.713	25.495	56.9
2	15:23:23.569	1:12.130	20.000	27.144	24.986	83.6
3	15:24:35.102	1:11.533	20.366	26.172	24.995	80.9
4	15:25:45.542	1:10.440	20.032	25.682	24.726	83.4
5	15:26:56.449	1:10.907	20.059	25.909	24.939	83.7
6	15:28:07.287	1:10.838	20.277	25.667	24.894	81.1
7	15:29:17.837	1:10.550	20.082	25.553	24.915	81.4
8	15:30:28.527	1:10.690	20.047	25.711	24.932	81.5
9	15:31:39.376	1:10.849	20.063	25.829	24.957	81.2
10	15:32:52.027	1:12.651	21.315	26.073	25.263	78.8

(117) Marc NISBET						
1	15:22:10.418	1:14.372	22.143	26.881	25.348	56.8
2	15:23:23.845	1:13.427	20.537	27.884	25.006	84.4
3	15:24:36.073	1:12.228	20.513	26.950	24.765	85.1
4	15:25:47.397	1:11.324	20.197	26.164	24.963	85.2
5	15:26:58.373	1:10.976	20.096	25.898	24.982	85.8
6	15:28:09.246	1:10.873	20.027	25.827	25.019	84.8
7	15:29:20.631	1:11.385	20.008	26.257	25.120	84.5
8	15:30:31.576	1:10.945	20.035	25.831	25.079	82.2
9	15:31:43.115	1:11.539	20.199	26.188	25.152	82.0
10	15:32:55.193	1:12.078	20.787	26.129	25.162	81.9

(9) Matthew BALDIE						
1	15:22:10.212	1:14.908	22.600	26.929	25.379	53.3
2	15:23:23.649	1:13.437	20.657	27.042	25.738	82.8
3	15:24:35.524	1:11.875	20.379	26.548	24.948	81.8
4	15:25:47.170	1:11.646	20.156	26.465	25.025	84.9
5	15:26:58.146	1:10.976	20.145	25.842	24.989	85.1
6	15:28:08.958	1:10.812	20.109	25.853	24.850	84.3
7	15:29:21.080	1:12.122	20.198	26.677	25.247	84.7
8	15:30:32.040	1:10.960	20.100	25.635	25.225	82.6
9	15:31:44.070	1:12.030	20.471	26.298	25.261	83.5
10	15:32:56.755	1:12.685	21.161	26.152	25.372	82.1

(8) Henry GILLESPIE						
1	15:22:13.726	1:15.724	22.502	27.092	26.130	51.3
2	15:23:27.072	1:13.346	20.361	26.836	26.149	84.1
3	15:24:38.790	1:11.718	20.252	26.481	24.985	83.4
4	15:25:50.077	1:11.287	20.109	26.307	24.871	84.1
5	15:27:01.387	1:11.310	20.044	26.281	24.985	84.5
6	15:28:14.064	1:12.677	20.805	26.793	25.079	84.2
7	15:29:25.220	1:11.156	20.056	26.159	24.941	83.2
8	15:30:36.611	1:11.391	20.155	26.140	25.096	83.1
9	15:31:48.017	1:11.406	20.071	26.299	25.036	82.7
10	15:32:59.314	1:11.297	20.072	26.217	25.008	82.5

(88) Scott CHARLES						
1	15:22:10.149	1:14.760	22.270	26.890	25.600	53.7
2	15:23:24.494	1:14.345	20.749	28.363	25.233	81.6
3	15:24:37.020	1:12.526	20.353	26.953	25.220	83.5
4	15:25:48.940	1:11.920	20.212	26.427	25.281	83.4
5	15:27:01.218	1:12.278	20.267	26.601	25.410	83.6
6	15:28:14.642	1:13.424	21.049	27.095	25.280	82.8
7	15:29:26.045	1:11.403	20.135	26.044	25.224	83.1
8	15:30:38.314	1:12.269	20.028	26.169	26.072	82.7
9	15:31:50.516	1:12.202	20.195	26.516	25.491	81.4
10	15:33:04.707	1:14.191	21.664	26.654	25.873	79.6

(44) Peter EDIE						
1	15:22:13.285	1:16.215	23.194	27.126	25.895	57.6
2	15:23:27.650	1:14.365	20.658	27.470	26.237	81.8
3	15:24:41.656	1:14.006	20.717	27.607	25.682	82.2
4	15:25:55.140	1:13.484	20.669	27.150	25.665	82.5
5	15:27:09.103	1:13.963	20.653	27.287	26.023	81.0
6	15:28:22.540	1:13.437	20.565	27.061	25.811	80.3
7	15:29:35.966	1:13.426	20.599	27.124	25.703	80.3
8	15:30:49.912	1:13.946	20.275	27.596	26.075	80.4
9	15:32:03.944	1:14.032	20.960	27.159	25.913	79.8
10	15:33:19.401	1:15.457	22.280	27.319	25.858	79.6

(6) Kenneth DOCK

Lap	Time of Day	Lap Tm	S1	S2	S3	SFSpd
1	15:22:12.584	1:15.828	22.464	27.585	25.779	56.5
2	15:23:27.493	1:14.909	20.513	27.611	26.785	80.1
3	15:24:41.100	1:13.607	20.585	27.402	25.620	81.8
4	15:26:15.086	1:33.986	21.141	30.623	42.222	80.3
5	15:27:31.488	1:16.402	23.071	27.819	25.512	42.3
6	15:28:45.247	1:13.759	20.574	27.711	25.474	81.8
7	15:29:58.529	1:13.282	20.549	27.320	25.413	81.6
8	15:31:11.682	1:13.153	20.397	27.365	25.391	81.7
9	15:32:24.985	1:13.303	20.468	27.358	25.477	81.9
10	15:33:39.137	1:14.152	20.649	27.568	25.935	81.4

(61) Ian COCHRANE						
1	15:22:15.553	1:17.815	23.167	28.237	26.411	56.6
2	15:23:30.979	1:15.426	20.788	28.050	26.588	79.7
3	15:24:46.690	1:15.711	20.726	28.180	26.805	81.0
4	15:26:02.017	1:15.327	20.835	28.283	26.209	80.6
5	15:27:17.984	1:15.967	21.037	28.267	26.663	80.5
6	15:28:33.752	1:15.768	20.824	28.187	26.757	79.7
7	15:29:49.770	1:16.018	20.725	28.655	26.638	79.3
8	15:31:06.222	1:16.452	21.457	28.280	26.715	79.5
9	15:32:22.834	1:16.612	21.192	28.863	26.557	79.2
10	15:33:40.397	1:17.563	20.926	28.321	28.316	79.4

(18) Gregor McPHADEN						
1	15:22:10.837	1:13.727	23.100	25.533	25.094	58.2
2	15:23:23.649	1:12.812	21.208	26.095	25.509	84.4
3	15:24:35.738	1:12.089	21.731	25.574	24.784	79.0
4	15:25:46.726	1:10.988	20.965	25.095	24.928	85.4
5	15:26:57.424	1:10.698	20.798	24.865	25.035	83.9
6	15:28:08.812	1:11.388	20.871	25.258	25.259	83.5
7	15:29:21.067	1:12.255	20.909	24.820	26.526	84.7
8	15:30:32.234	1:11.167	21.242	24.919	25.006	77.9

(77) James McCRACKEN						
1	15:22:10.561	1:14.827	22.333	27.440	25.054	55.6
2	15:23:22.721	1:12.160	20.252	26.763	25.145	85.3
3	15:24:34.399	1:11.678	20.211	26.284	25.183	81.4
4	15:25:45.333	1:10.934	19.969	26.064	24.901	82.5
5	15:26:56.526	1:11.193	19.887	26.084	25.222	84.4
6	15:28:08.293	1:11.767	20.189	26.614	24.964	81.6

Clerk of the Course

Sig : Time :
Chief Timekeeper : Ian Sharp (SMART Timing)

Results available at www.smart-timing.co.uk and www.speed

Printed: 19/04/2026 15:34:55



Orbits



KMSC/SMRC Race meeting - AC

Lapchart

Scottish C1 Cup

Knockhill AC 1.271 miles

Race 14 - 2nd Race

19/04/2026 15:15

Race (10 Laps) started at 15:20:47



Competitors	Laps											
	0	1	2	3	4	5	6	7	8	9	10	
Matthew BALDIE (9)	1	9	88	77	77	77	1	1	1	1	1	1
Scott CHARLES (88)	2	88	9	1	1	1	77	77	117	117	117	117
James McCracken (77)	3	77	117	9	9	18	18	18	18	9	9	9
Marc NISBET (117)	4	117	77	18	18	9	9	9	9	18	8	8
Ayden WILSON (1)	5	1	18	117	117	117	117	117	8	8	88	88
Kenneth DOCK (6)	6	6	1	88	88	88	88	8	88	88	44	44
Peter EDIE (44)	7	44	6	8	8	8	8	88	44	44	61	6
Gregor McPHADEN (18)	8	18	44	6	6	44	44	44	61	61	6	61
Ian COCHRANE (61)	9	61	8	44	44	61	61	61	6	6		
Henry GILLESPIE (8)	10	8	61	61	61	6	6	6				

Clerk of the Course

Sig : Time :
Chief Timekeeper : Ian Sharp (SMART Timing)

Results available at www.smart-timing.co.uk and www.speed



RACE WITH RESPECT



Scottish Citroen C1 Cup

13 scores count from 15 Rounds



Pos	Car No.	Name	Class	18th & 19th April		16th & 17th May		11th & 12th July		25th July		16th August		12th & 13th September		10th & 11th October		Total	Diff	Gap
				1	2	3	4	5	6	7	8	9	10	11	12	13	14			
1	1	Ayden WILSON		16	25													41		
2	117	Marc NISBET		20	20													40	-1	-1
3	8	Henry GILLESPIE		12	16													28	-12	-13
4	18	Gregor McPHADEN		25														25	-3	-16
5	88	Scott CHARLES	N	10	14													24	-1	-17
6	44	Peter EDIE	N	8	12													20	-4	-21
7	6	Kenny DOCK		9	10													19	-1	-22
8	61	Ian COCHRANE		7	9													16	-3	-25
9	77	James McCracken		14														14	-2	-27

1st Place	2nd Place	3rd Place
1		1
	2	
		1
1		

Scottish Citroen C1 Cup - Newcomers

13 scores count from 15 Rounds



Pos	Car No.	Name	Class	Rounds															Total	Diff	Gap
				18th & 19th April Knockhill AC	16th & 17th May Knockhill	11th & 12th July Knockhill	25th July Kirkistown	16th August Knockhill	12th & 13th September Knockhill AC	10th & 11th October Knockhill											
1	88	Scott CHARLES	N	20	20														40		
2	44	Peter EDIE	N	16	16														32	-8	-8

1st Place	2nd Place	3rd Place
2		
	2	

**KMSC/SMRC Race meeting - AC****Sorted on Laps**

Scottish Legends Cars Championship

Knockhill AC 1.271 miles

Race 15 - Final 2

19/04/2026 15:40

Race (10 Laps) started at 16:09:16

Pos	No.	Name	Make/Model	CC	Class	Laps	Total Tm	Diff	Best Tm	In Lap	2nd Best
1	1	Ben MASON	Ford Coupe	847	SC	10	10:04.860		58.162	5	58.253
2	9	Colin ATKINSON	Ford Coupe	899	SC	10	10:07.343	2.483	58.809	8	59.096
3	68	Nick BRIDGEMAN	Legend 34 Coupe	1250	SC	10	10:07.443	2.583	58.968	8	59.151
4	77	Michael WEDDELL	Legend Coupe	890	SC	10	10:07.444	2.584	57.927	7	58.048
5	51	Murray SCOTT	Legend Coupe	950	SC	10	10:07.452	2.592	58.950	8	59.232
6	14	Daniel CLARK	Legend Coupe	890	SC	10	10:08.250	3.390	58.301	5	58.568
7	24	Matthew PAPE	Legend 34 Coupe	950	SC	10	10:08.446	3.586	58.242	9	58.605
8	95	Maxim POPELYUSHKO	Legend Coupe	847	SC	10	10:08.942	4.082	59.018	8	59.123
9	733	Keith ATKINSON	Legend Coupe	1250	SC	10	10:13.120	8.260	59.854	4	1:00.001
10	94	Angus SCRIVENER	Legend 34 Coupe	899	SCR	10	10:13.879	9.019	58.557	10	59.259
11	2	David ALLAN	34 Coupe	890	SC	10	10:15.565	10.705	59.331	10	59.702
12	55	Stuart McANDREW	Legend Coupe	1250	SC	10	10:16.324	11.464	59.454	10	59.513
13	13	Scott SMITH	Legends Sedan	1250	KC	10	10:17.415	12.555	59.296	10	59.525
14	12	Colin REID	Ford Coupe	890	KCR	10	10:17.730	12.870	59.310	4	59.963
15	43	Aiden McANDREW-DOWI	Legend 37 Sedan	1250	LT	10	10:18.558	13.698	59.686	5	59.692
16	15	Elby CLARK	Legend Coupe	890	SC	10	10:22.444	17.584	59.627	7	1:00.463
17	236	Darryl LAWS	Legend Coupe	890	SC	10	10:28.360	23.500	1:00.657	7	1:00.751
18	6	Gary ATKINSON	Ford Coupe	890	SC	10	10:28.772	23.912	1:00.118	10	1:00.159
19	333	Bill READ	Legend Coupe	890	SC	10	10:30.692	25.832	1:01.304	10	1:01.475
20	44	Harry IRVINE	Legend 37 Sedan	1250	KCR LT	10	10:30.852	25.992	1:01.007	10	1:01.154
21	17	Ronald WILKINSON	Legend Coupe	1250	SC	10	10:33.248	28.388	1:01.477	10	1:01.615
22	5	Richard DUNBAR	Ford Coupe	1250	KCR	9	10:13.102	1 Lap	1:05.421	3	1:05.787

Not classified

DNF	66	Alastair CALDERWOOD	Legend Sedan	900	SC	9	9:55.633	DNF	1:03.765	4	1:04.461
DNF	305	Carlos PEREZ	Ford Coupe	890	SC	7	7:12.106	DNF	58.500	7	59.602
DNF	97	Jamie BLAKE	Legend Coupe	890	SC	7	7:12.143	DNF	58.392	7	59.021
DNF	27	Grant HUNTER	Legend Coupe	890	SC	4	4:08.388	DNF	59.684	4	1:00.083
DNS	7	Christopher WALLACE	Ford Coupe	1250	KC			DNS		0	
DNS	127	Phil ROWLANDS	Legend Coupe	890	SC			DNS		0	
DNS	555	Ewan ROBERTSON	Legend Coupe	900	SC			DNS		0	
DNS	48	Declan BURKE	Legend Coupe	1250	SC			DNS		0	
DNS	85	Mark BEATY	Legend 34 Coupe	890	SC			DNS		0	
DNS	22	Chris DEWEY	Legend Coupe	1250	SC			DNS		0	

Announcements

RED FLAG before Leader completed 1 Lap - Race re-started on original Grid over 10 Laps

Car No's 7, 48, 85, 127 & 555 - Did not take re-start

Margin of Victory	Avg. Speed	Best Lap Tm	Best Speed	Best Lap by
2.483	75.665	57.927	79.008	77 - Michael WEDDELL

Clerk of the Course

Sig : Time :
 Chief Timekeeper : Ian Sharp (SMART Timing)

Results available at www.smart-timing.co.uk and www.specc

Printed: 19/04/2026 16:23:42

**Orbits**

KMSC/SMRC Race meeting - AC

Scottish Legends Cars Championship

Knockhill AC 1.271 miles

Race 15 - Final 2

19/04/2026 15:40

Race (10 Laps) started at 16:09:16

Lap	Time of Day	Lap Tm	S1	S2	S3	SFSpd
(1) Ben MASON						
1	16:10:27.233	1:04.685	18.232	25.654	20.799	93.6
2	16:11:28.723	1:01.490	17.059	23.325	21.106	111.5
3	16:12:28.508	59.785	16.782	23.064	19.939	111.3
4	16:13:28.179	59.671	17.118	22.566	19.987	113.5
5	16:14:26.341	58.162	16.435	21.927	19.800	114.7
6	16:15:25.199	58.858	16.568	22.454	19.836	110.9
7	16:16:24.822	59.623	16.823	22.749	20.051	112.4
8	16:17:23.075	58.253	16.447	21.776	20.030	105.0
9	16:18:21.807	58.732	16.373	22.206	20.153	105.3
10	16:19:21.100	59.293	16.493	22.557	20.243	105.7

(9) Colin ATKINSON						
1	16:10:23.830	1:02.953	18.753	23.516	20.684	88.8
2	16:11:24.830	1:01.000	17.408	23.106	20.486	110.7
3	16:12:25.604	1:00.774	17.638	22.728	20.408	109.7
4	16:13:25.057	59.453	17.319	21.946	20.188	110.7
5	16:14:25.023	59.966	17.780	21.698	20.488	108.4
6	16:15:25.023	1:00.000	17.538	22.333	20.129	105.5
7	16:16:25.433	1:00.410	17.514	22.658	20.238	109.8
8	16:17:24.242	58.809	17.122	21.514	20.173	108.1
9	16:18:23.338	59.096	17.340	21.585	20.171	107.7
10	16:19:23.583	1:00.245	17.379	22.280	20.586	108.2

(68) Nick BRIDGEMAN						
1	16:10:24.741	1:03.249	17.987	24.711	20.551	92.6
2	16:11:27.334	1:02.593	16.864	24.480	21.249	109.1
3	16:12:26.553	59.219	16.538	22.620	20.061	109.1
4	16:13:25.704	59.151	16.476	22.767	19.908	110.4
5	16:14:25.586	59.882	16.906	23.019	19.957	112.4
6	16:15:25.091	59.505	16.637	22.947	19.921	108.8
7	16:16:25.600	1:00.509	17.054	23.588	19.867	109.7
8	16:17:24.568	58.968	16.498	22.283	20.187	111.3
9	16:18:23.783	59.215	16.402	22.806	20.007	110.4
10	16:19:23.683	59.900	16.476	23.332	20.092	110.7

(77) Michael WEDDELL						
1	16:10:27.706	1:05.039	18.881	25.254	20.904	93.9
2	16:11:29.283	1:01.577	17.795	22.895	20.887	113.0
3	16:12:29.915	1:00.632	17.510	22.608	20.514	113.0
4	16:13:29.728	59.813	17.180	22.667	19.966	113.2
5	16:14:30.687	1:00.959	18.336	22.344	20.279	114.7
6	16:15:29.926	59.239	17.084	22.237	19.918	115.7
7	16:16:27.853	57.927	17.063	21.059	19.805	113.4
8	16:17:25.901	58.048	17.267	21.320	19.461	109.1
9	16:18:24.226	58.325	16.952	21.636	19.737	110.7
10	16:19:23.684	59.458	17.097	22.660	19.701	115.5

(51) Murray SCOTT						
1	16:10:24.582	1:03.586	18.794	24.217	20.575	85.5
2	16:11:25.979	1:01.397	17.392	23.335	20.670	112.0
3	16:12:25.737	59.758	17.534	21.966	20.258	105.8
4	16:13:25.488	59.751	17.569	22.139	20.043	108.2
5	16:14:25.069	59.581	17.517	21.823	20.241	110.6
6	16:15:24.869	59.800	17.569	21.887	20.344	104.9
7	16:16:25.712	1:00.843	17.593	23.565	19.685	106.0
8	16:17:24.622	58.950	17.441	21.744	19.765	108.2
9	16:18:23.894	59.232	17.157	22.140	19.935	109.3
10	16:19:23.692	59.798	17.200	22.682	19.916	111.7

(14) Daniel CLARK						
1	16:10:26.545	1:04.360	18.018	25.783	20.559	96.3
2	16:11:28.495	1:01.950	16.941	23.959	21.050	111.3
3	16:12:28.391	59.896	16.640	22.960	20.296	110.4
4	16:13:28.016	59.625	16.744	22.926	19.955	113.0
5	16:14:26.317	58.301	16.323	22.075	19.903	111.5
6	16:15:26.934	1:00.617	16.954	22.926	20.737	106.2
7	16:16:26.465	59.531	16.692	22.810	20.029	107.0
8	16:17:25.033	58.568	16.366	22.375	19.827	110.4
9	16:18:24.159	59.126	16.597	22.660	19.869	111.8
10	16:19:24.490	1:00.331	16.733	23.427	20.171	112.4

(24) Matthew PAPE						
--------------------------	--	--	--	--	--	--

Lap	Time of Day	Lap Tm	S1	S2	S3	SFSpd
1	16:10:27.385	1:04.755	19.149	24.888	20.718	96.4
2	16:11:28.897	1:01.512	17.766	23.049	20.697	114.7
3	16:12:28.958	1:00.061	17.438	22.446	20.177	113.2
4	16:13:28.277	59.319	17.485	22.091	19.743	113.7
5	16:14:26.882	58.605	17.274	21.585	19.746	114.3
6	16:15:26.606	59.724	17.231	22.301	20.192	113.9
7	16:16:28.215	1:01.609	16.994	22.594	22.021	111.3
8	16:17:27.434	59.219	17.849	21.403	19.967	103.4
9	16:18:25.676	58.242	17.062	21.279	19.901	111.3
10	16:19:24.686	59.010	16.833	21.981	20.196	112.8

(95) Maxim POPELYUSHKO						
1	16:10:25.467	1:03.764	18.328	24.861	20.575	90.2
2	16:11:28.425	1:02.958	16.908	24.279	21.771	112.6
3	16:12:28.353	59.928	16.557	22.959	20.412	108.9
4	16:13:28.023	59.670	16.703	22.836	20.131	111.3
5	16:14:27.863	59.840	16.933	22.700	20.207	108.1
6	16:15:27.411	59.548	16.291	22.812	20.445	110.0
7	16:16:26.916	59.505	16.561	22.845	20.099	109.8
8	16:17:25.934	59.018	16.422	22.543	20.053	111.5
9	16:18:25.057	59.123	16.753	22.330	20.040	109.3
10	16:19:25.182	1:00.125	16.733	23.088	20.304	110.4

(733) Keith ATKINSON						
1	16:10:23.257	1:02.896	18.255	23.755	20.886	83.4
2	16:11:24.056	1:00.799	17.037	22.955	20.807	106.2
3	16:12:25.444	1:01.388	16.958	23.954	20.476	102.8
4	16:13:25.298	59.854	17.001	22.739	20.114	106.7
5	16:14:25.561	1:00.263	16.941	23.040	20.282	109.7
6	16:15:26.941	1:01.380	17.083	23.388	20.909	108.4
7	16:16:27.923	1:00.982	17.226	23.107	20.649	106.9
8	16:17:28.719	1:00.796	17.420	22.820	20.556	107.5
9	16:18:28.720	1:00.001	16.826	22.651	20.524	106.7
10	16:19:29.360	1:00.640	17.024	22.855	20.761	105.2

(94) Angus SCRIVENER						
1	16:10:30.479	1:06.368	19.550	25.433	21.385	95.9
2	16:11:31.133	1:00.654	17.594	22.270	20.790	109.3
3	16:12:31.975	1:00.842	17.595	22.463	20.784	113.9
4	16:13:31.255	59.280	17.122	21.903	20.255	112.4
5	16:14:31.877	1:00.622	17.646	21.996	20.980	113.2
6	16:15:31.878	1:00.001	17.476	22.357	20.168	112.6
7	16:16:31.137	59.259	17.320	22.089	19.850	113.5
8	16:17:32.139	1:01.002	18.078	22.648	20.276	111.3
9	16:18:31.562	59.423	17.897	21.495	20.031	110.2
10	16:19:30.119	58.557	16.998	21.645	19.914	108.2

(2) David ALLAN						
1	16:10:26.424	1:04.555	18.317	25.543	20.695	95.2
2	16:11:28.530	1:02.106	17.552	23.231	21.323	109.1
3	16:12:29.299	1:00.769	17.444	22.445	20.880	109.5
4	16:13:29.611	1:00.312	17.483	22.822	20.007	114.1
5	16:14:31.954	1:02.343	19.196	23.056	20.091	114.3
6	16:15:32.097	1:00.143	16.809	23.219	20.115	114.5
7	16:16:31.799	59.702	17.224	22.480	19.998	113.5
8	16:17:32.321	1:00.522	17.157	23.184	20.181	112.2
9	16:18:32.474	1:00.153	18.415	21.681	20.057	112.6
10	16:19:31.805	59.331	16.780	22.532	20.019	108.1

(55) Stuart McANDREW						
1	16:10:25.278	1:04.013	18.862	24.448	20.703	88.8
2						



KMSC/SMRC Race meeting - AC

Scottish Legends Cars Championship

Knockhill AC 1.271 miles

Race 15 - Final 2

19/04/2026 15:40

Race (10 Laps) started at 16:09:16

Lap	Time of Day	Lap Tm	S1	S2	S3	SFSpd	Lap	Time of Day	Lap Tm	S1	S2	S3	SFSpd
3	16:12:33.173	1:02.062	18.086	22.603	21.373	110.0	5	16:14:37.949	1:01.589	17.866	23.003	20.720	107.9
4	16:13:33.210	1:00.037	17.583	22.014	20.440	107.9	6	16:15:39.584	1:01.635	17.827	22.819	20.989	106.5
5	16:14:33.604	1:00.394	17.914	22.167	20.313	107.5	7	16:16:41.059	1:01.475	17.951	22.671	20.853	105.5
6	16:15:33.209	59.605	17.593	21.933	20.079	107.4	8	16:17:43.587	1:02.528	18.227	23.423	20.878	105.2
7	16:16:32.734	59.525	17.731	21.823	19.971	109.5	9	16:18:45.628	1:02.041	18.566	22.780	20.695	105.5
8	16:17:33.871	1:01.137	18.181	22.644	20.312	112.8	10	16:19:46.932	1:01.304	17.616	22.636	21.052	106.9
9	16:18:34.359	1:00.488	18.618	21.740	20.130	108.6	(44) Harry IRVINE						
10	16:19:33.655	59.296	17.425	21.698	20.173	108.1	1	16:10:30.784	1:07.197	19.653	25.571	21.973	94.9
(12) Colin REID							2	16:11:32.664	1:01.880	17.907	23.142	20.831	108.6
1	16:10:28.738	1:05.630	19.460	25.269	20.901	96.6	3	16:12:34.783	1:02.219	17.900	23.327	20.892	108.9
2	16:11:30.826	1:02.088	17.358	23.607	21.123	113.4	4	16:13:36.966	1:02.183	17.994	23.398	20.791	108.9
3	16:12:32.370	1:01.544	17.570	23.103	20.871	110.2	5	16:14:39.909	1:02.943	17.972	23.039	21.932	107.4
4	16:13:31.680	59.310	17.229	21.963	20.118	110.4	6	16:15:41.295	1:01.386	17.744	22.684	20.958	104.2
5	16:14:31.643	59.963	17.504	21.961	20.498	110.9	7	16:16:42.995	1:01.700	18.308	22.678	20.714	104.9
6	16:15:31.914	1:00.271	17.437	22.422	20.412	109.7	8	16:17:44.931	1:01.936	18.367	22.977	20.592	102.9
7	16:16:32.613	1:00.699	17.543	22.908	20.248	110.2	9	16:18:46.085	1:01.154	18.090	22.390	20.674	103.7
8	16:17:33.279	1:00.666	17.853	22.271	20.542	109.1	10	16:19:47.092	1:01.007	17.783	22.405	20.819	105.2
9	16:18:33.621	1:00.342	18.043	21.967	20.332	109.1	(17) Ronald WILKINSON						
10	16:19:33.970	1:00.349	18.466	22.013	19.870	109.3	1	16:10:24.355	1:04.052	19.216	24.143	20.693	80.1
(43) Aiden McANDREW-DOWEN							2	16:11:27.975	1:03.620	17.961	24.142	21.517	108.1
1	16:10:30.942	1:06.989	19.954	25.590	21.445	98.8	3	16:12:33.617	1:05.642	17.933	24.883	22.826	107.0
2	16:11:32.106	1:01.164	17.768	22.719	20.677	110.4	4	16:13:36.215	1:02.598	17.886	23.570	21.142	106.0
3	16:12:33.973	1:01.867	17.654	23.229	20.984	114.1	5	16:14:37.868	1:01.653	17.679	22.884	21.090	106.2
4	16:13:34.596	1:00.623	17.675	22.493	20.455	108.8	6	16:15:40.674	1:02.806	18.359	22.934	21.513	104.9
5	16:14:34.282	59.686	17.533	21.660	20.493	110.2	7	16:16:43.620	1:02.946	18.914	23.289	20.743	106.2
6	16:15:33.974	59.692	17.424	22.137	20.131	110.4	8	16:17:46.396	1:02.776	17.880	23.795	21.101	106.7
7	16:16:34.278	1:00.304	18.089	21.765	20.450	111.3	9	16:18:48.011	1:01.615	17.987	22.799	20.829	105.3
8	16:17:35.054	1:00.776	17.847	22.348	20.581	109.7	10	16:19:49.488	1:01.477	17.700	22.821	20.956	105.2
9	16:18:35.091	1:00.037	17.976	21.690	20.371	109.8	(5) Richard DUNBAR						
10	16:19:34.798	59.707	17.335	22.100	20.272	111.5	1	16:10:32.276	1:08.901	19.679	27.185	22.037	91.4
(15) Elby CLARK							2	16:11:39.516	1:07.240	18.373	25.985	22.882	105.2
1	16:10:23.132	1:03.031	18.400	23.582	21.049	83.6	3	16:12:44.937	1:05.421	17.899	25.493	22.029	104.0
2	16:11:27.329	1:04.197	17.385	25.361	21.451	106.2	4	16:13:51.804	1:06.867	17.691	26.140	23.036	103.4
3	16:12:28.112	1:00.783	17.104	23.160	20.519	106.9	5	16:14:58.159	1:06.355	18.340	25.863	22.152	102.0
4	16:13:29.389	1:01.277	17.241	23.987	20.049	109.7	6	16:16:05.016	1:06.857	18.131	26.001	22.725	102.1
5	16:14:30.058	1:00.669	17.200	23.129	20.340	111.3	7	16:17:11.399	1:06.383	18.189	25.993	22.201	101.7
6	16:15:31.042	1:00.984	16.658	24.308	20.018	108.9	8	16:18:17.186	1:05.787	18.159	25.617	22.011	100.8
7	16:16:30.669	59.627	16.715	22.580	20.332	111.1	9	16:19:29.342	1:12.156	18.082	28.789	25.285	100.9
8	16:17:31.485	1:00.816	17.512	22.859	20.445	108.6	(66) Alastair CALDERWOOD						
9	16:18:38.221	1:06.736	22.464	23.815	20.457	108.2	1	16:10:32.651	1:08.398	20.577	26.054	21.767	96.6
10	16:19:38.684	1:00.463	16.834	22.842	20.787	107.5	2	16:11:38.155	1:05.504	17.950	24.658	22.896	106.9
(236) Darryl LAWS							3	16:12:43.151	1:04.996	18.825	24.444	21.727	106.2
1	16:10:29.669	1:05.950	19.357	25.247	21.346	95.2	4	16:13:46.916	1:03.765	17.953	24.555	21.257	104.0
2	16:11:31.759	1:02.090	17.894	23.348	20.848	109.3	5	16:14:51.639	1:04.723	18.124	24.961	21.638	102.8
3	16:12:34.427	1:02.668	18.738	23.123	20.807	110.9	6	16:15:56.100	1:04.461	18.795	24.238	21.428	103.2
4	16:13:36.423	1:01.996	18.059	23.381	20.556	109.8	7	16:17:01.127	1:05.027	18.624	24.568	21.835	102.9
5	16:14:39.461	1:03.038	17.748	23.546	21.744	108.9	8	16:18:06.847	1:05.720	18.610	25.566	21.544	99.6
6	16:15:40.708	1:01.247	17.949	22.600	20.698	107.2	9	16:19:11.873	1:05.026	18.909	24.156	21.961	100.5
7	16:16:41.365	1:00.657	17.709	22.380	20.568	108.6	(305) Carlos PEREZ						
8	16:17:42.637	1:01.272	17.837	22.882	20.553	108.2	1	16:10:27.012	1:04.578	18.767	25.063	20.748	92.1
9	16:18:43.849	1:01.212	17.790	22.895	20.527	105.7	2	16:11:29.228	1:02.216	17.474	23.434	21.308	112.0
10	16:19:44.600	1:00.751	17.770	22.282	20.699	105.7	3	16:12:30.067	1:00.839	17.757	23.114	19.968	112.0
(6) Gary ATKINSON							4	16:13:30.026	59.959	17.481	22.465	20.013	112.8
1	16:10:23.729	1:03.242	19.046	23.324	20.872	82.3	5	16:14:30.244	1:00.218	17.437	22.421	20.360	114.3
2	16:11:37.898	1:14.169	17.632	23.787	32.750	109.1	6	16:15:29.846	59.602	17.315	22.257	20.030	110.7
3	16:12:39.285	1:01.387	17.823	22.558	21.006	105.3	7	16:16:28.346	58.500	17.268	21.285	19.947	111.3
4	16:13:40.538	1:01.253	17.562	22.806	20.885	106.9	(97) Jamie BLAKE						
5	16:14:41.166	1:00.628	17.540	22.624	20.464	107.0	1	16:10:27.939	1:05.773	18.420	26.635	20.718	94.3
6	16:15:41.325	1:00.159	17.222	22.377	20.560	108.4	2	16:11:29.559	1:01.620	17.779	23.009	20.832	113.2
7	16:16:41.903	1:00.578	18.075	22.074	20.429	112.0	3	16:12:31.339	1:01.780	17.645	23.701	20.434	112.8
8	16:17:44.109	1:02.206	17.913	23.232	21.061	109.1	4	16:13:30.769	59.430	16.600	22.704	20.126	110.2
9	16:18:44.894	1:00.785	17.691	22.358	20.736	109.3	5	16:14:30.970	1:00.201	17.463	22.395	20.343	113.2
10	16:19:45.012	1:00.118	17.213	22.340	20.565	107.4	6	16:15:29.991	59.021	17.149	22.405	19.467	113.4
(333) Bill READ							7	16:16:28.383	58.392	16.598	22.153	19.641	110.4
1	16:10:26.448	1:05.578	19.859	24.685	21.034	82.1	(27) Grant HUNTER						
2	16:11:30.869	1:04.421	19.181	23.897	21.343	107.4	1	16:10:24.372	1:03.173	18.759	23.868	20.546	91.4
3	16:12:33.810	1:02.941	18.662	23.180	21.099	107.0	2	16:11:24.455	1:00.083	17.088	22.549	20.446	110.4
4	16:13:36.360	1:02.550	17.616	24.074	20.860	109.3							

Clerk of the Course

 Sig : _____ Time : _____
 Chief Timekeeper : Ian Sharp (SMART Timing)

 Results available at www.smart-timing.co.uk and www.speed

Printed: 19/04/2026 16:24:40



RACE WITH RESPECT



Orbits



KMSC/SMRC Race meeting - AC

Scottish Legends Cars Championship

Knockhill AC 1.271 miles

Race 15 - Final 2

19/04/2026 15:40

Race (10 Laps) started at 16:09:16

Lap	Time of Day	Lap Tm	S1	S2	S3	SFSpd	Lap	Time of Day	Lap Tm	S1	S2	S3	SFSpd
3	16:12:24.944	1:00.489	17.466	22.723	20.300	107.5							
4	16:13:24.628	59.684	17.375	21.962	20.347	105.3							

Clerk of the Course

Sig : Time :
Chief Timekeeper : Ian Sharp (SMART Timing)
Results available at www.smart-timing.co.uk and www.speed

Printed: 19/04/2026 16:24:40



motor sport UK



RACE WITH RESPECT



Orbits



KMSC/SMRC Race meeting - AC

Lapchart

Scottish Legends Cars Championship

Knockhill AC 1.271 miles

Race 15 - Final 2

19/04/2026 15:40

Race (10 Laps) started at 16:09:16

Competitors	Laps											
	0	1	2	3	4	5	6	7	8	9	10	
Elby CLARK (15)	1	15	15	733	27	27	9	51	1	1	1	1
Ronald WILKINSON (17)	2	17	733	27	733	9	51	9	9	9	9	9
Keith ATKINSON (733)	3	733	6	9	9	733	733	68	68	68	68	68
Gary ATKINSON (6)	4	6	9	51	51	51	68	1	51	51	51	77
Bill READ (333)	5	333	17	15	68	68	14	24	14	14	14	51
Colin ATKINSON (9)	6	9	27	68	15	14	1	14	95	77	77	14
Murray SCOTT (51)	7	51	51	17	95	95	24	733	77	95	95	24
Grant HUNTER (27)	8	27	68	95	14	1	95	95	733	24	24	95
Stuart McANDREW (55)	9	55	55	14	1	24	15	305	24	733	733	733
Nick BRIDGEMAN (68)	10	68	95	2	24	15	305	77	305	15	94	94
Scott SMITH (13)	11	13	2	55	2	2	55	97	97	94	2	2
Maxim POPELYUSHKO (95)	12	95	333	1	55	77	77	15	15	2	55	55
David ALLAN (2)	13	2	14	24	77	305	97	55	55	55	12	13
Jamie BLAKE (97)	14	97	305	305	305	55	12	94	94	12	13	12
Daniel CLARK (14)	15	14	1	77	97	97	94	12	2	13	43	43
Carlos PEREZ (305)	16	305	24	97	94	94	2	2	12	43	15	15
Ben MASON (1)	17	1	77	12	12	12	13	13	13	236	236	236
Matthew PAPE (24)	18	24	97	333	13	13	43	43	43	333	6	6
Michael WEDDELL (77)	19	77	13	13	17	43	17	333	333	6	333	333
Colin REID (12)	20	12	12	94	333	17	333	17	236	44	44	44
Richard DUNBAR (5)	21	5	236	236	43	333	236	236	6	17	17	17
Harry IRVINE (44)	22	44	94	43	236	236	44	44	44	66	66	66
Darryl LAWS (236)	23	236	44	44	44	44	6	6	17	5	5	5
Aiden McANDREW-DOWEN (43)	24	43	43	6	6	6	66	66	66			
Angus SCRIVENER (94)	25	94	5	66	66	66	5	5	5			
Alastair CALDERWOOD (66)	26	66	66	5	5	5						
-	27											
-	28											
-	29											
-	30											
-	31											
-	32											

Clerk of the Course

Sig : Time :
 Chief Timekeeper : Ian Sharp (SMART Timing)
 Results available at www.smart-timing.co.uk and www.speed

Printed: 19/04/2026 16:25:08



Orbits

KMSC Legends Cup



Pos	Car No.	Name	Class	Total	Diff	Gap
1	44	Harry IRVINE	R	1015		
2	13	Scott SMITH		1005	-10	-10
3	5	Richard DUNBAR	R	940	-65	-75
4	12	Colin REID	R	725	-215	-290
5	7	Chris WALLACE		715	-10	-300

1st Place	2nd Place	3rd Place
	1	3
5		
1	3	1
	2	2

KMSC Legends Cup



Pos	Car No.	Name	Class	Round 1			Round 2			Podiums	Round 3			Round 4			Round 5			Round 6			Round 7			22nd August			Round 8			Round 9			12th September			Round 10			13th September			Round 11			16th October			Round 12			11th October			Total	Diff	Gap	1st Place	2nd Place	3rd Place
				H1	H2	F	H1	H2	F		H1	H2	F	H1	H2	F	H1	H2	F	H1	H2	F	H1	H2	F	H1	H2	F	H1	H2	F	H1	H2	F	H1	H2	F	H1	H2	F	H1	H2	F																		
1	44	Harry IRVINE	R	185	170	160	515	170	160	170	508				0	0	0				0	0	0				0	0	0				0	0	0				0	0	0	1015				1	1	3													
2	13	Scott SMITH	R	5	200	200	495	200	200	200	609				0	0	0				0	0	0				0	0	0				0	0	0				1005	-10	-10	5																			
3	5	Richard DUNBAR	R	160	150	470	150	150	160	470				0	0	0				0	0	0				0	0	0				0	0	0				840	-65	-75																					
4	12	Colin REID	R	200	185	170	555	185	185	170	355				0	0	0				0	0	0				0	0	0				0	0	0				725	-215	-290	1	3	1																	
5	7	Chris WALLACE	R	170	5	185	360	185	170	355				0	0	0				0	0	0				0	0	0				0	0	0				715	-10	-300	2	2	2																		

KMSC/SMRC Race meeting - AC

Sorted on best lap time

Super Lap Scotland

Knockhill AC 1.271 miles

Final 2

19/04/2026 16:20

Practice (15:00 Time) started at 16:24:35



Pos	No.	Name	Make/Model	CC	Class	Laps	Best Tm	Diff	Best Speed	2nd Best
1	92	Michael OSBORNE Snr	Mitsubishi Evo5	1998	P	10	55.506		82.454	55.622
2	155	Adam KINDNESS	Mini R53 Cooper S	1600S	D	9	57.501	1.995	79.593	57.588
3	10	Nev WOOD	Ariel Atom	2000	P	13	58.295	2.789	78.509	58.329
4	64	David WALLACE	Honda S2000	2000	E	11	58.620	3.114	78.074	58.989
5	23	Andrew COWIE	Subaru Impreza	2100	E	12	59.517	4.011	76.897	59.522
6	7	Steven ARKLEY	Westfield Megabus	1440	B RC	2	1:20.586	25.080	56.792	1:29.398

Clerk of the Course

Sig : Time :
Chief Timekeeper : Ian Sharp (SMART Timing)

Results available at www.smart-timing.co.uk and www.speed

Printed: 19/04/2026 16:40:27



Orbits

KMSC/SMRC Race meeting - AC

Super Lap Scotland

Knockhill AC 1.271 miles

Final 2

19/04/2026 16:20

Practice (15:00 Time) started at 16:24:35

Lap	Time of Day	Lap Tm	S1	S2	S3	SFSpd
(92) Michael OSBORNE Snr						
1	16:26:20.637	1:16.976	26.093	28.432	22.451	28.1
2	16:27:32.521	1:11.884	22.301	29.701	19.882	89.2
3	16:28:28.635	56.114	16.417	21.219	18.478	123.1
4	16:31:03.529	2:34.894	23.361	34.745	1:36.788	123.4
5	16:32:20.592	1:17.063	27.710	29.551	19.802	26.2
6	16:33:16.098	55.506	15.983	21.124	18.399	124.0
7	16:34:43.785	1:27.687	27.187	40.294	20.206	127.3
8	16:35:39.407	55.622	16.047	20.988	18.587	124.5
9	16:37:00.502	1:21.095	27.736	33.309	20.050	125.2
10	16:37:56.250	55.748	16.051	21.301	18.396	125.2

(155) Adam KINDNESS						
1	16:25:51.695	1:14.230	21.195	31.822	21.213	39.2
2	16:26:49.283	57.588	16.344	21.780	19.464	113.0
3	16:28:55.205	2:05.922	26.155	43.047	56.720	113.5
4	16:30:18.146	1:22.941	26.710	34.949	21.282	38.0
5	16:31:15.968	57.822	16.303	22.139	19.380	113.2
6	16:32:37.605	1:21.637	21.997	37.370	22.270	113.9
7	16:33:35.106	57.501	16.142	22.006	19.353	114.5
8	16:35:05.867	1:30.761	23.271	43.789	23.701	114.9
9	16:36:30.656	1:24.789	19.138	43.412	22.239	113.7

(10) Nev WOOD						
1	16:26:08.206	1:22.161	26.352	31.142	24.667	34.4
2	16:27:19.749	1:11.543	20.448	28.913	22.182	108.2
3	16:28:25.443	1:05.694	17.571	26.328	21.795	126.1
4	16:29:26.566	1:01.123	16.491	24.518	20.114	129.3
5	16:30:25.714	59.148	15.828	23.626	19.694	130.3
6	16:31:25.171	59.457	15.854	23.983	19.620	130.1
7	16:32:27.135	1:01.964	16.652	24.970	20.342	129.3
8	16:33:25.650	58.515	15.988	23.107	19.420	131.3
9	16:34:24.594	58.944	16.006	23.612	19.326	131.1
10	16:35:22.923	58.329	15.717	23.194	19.418	130.6
11	16:36:21.218	58.295	15.672	23.110	19.513	130.8
12	16:37:20.392	59.174	16.139	23.479	19.556	131.3
13	16:38:21.092	1:00.700	16.152	24.488	20.060	132.1

(64) David WALLACE						
1	16:26:00.503	1:17.165	25.438	27.749	23.978	29.8
2	16:27:07.066	1:06.563	20.290	24.982	21.291	96.4
3	16:28:06.648	59.582	17.332	22.187	20.063	108.8
4	16:29:05.719	59.071	17.262	21.688	20.121	111.8
5	16:30:04.726	59.007			20.078	111.3
6	16:31:23.344	1:18.618	20.641	28.990	28.987	110.6
7	16:32:45.417	1:22.073	24.816	29.985	27.272	62.0
8	16:34:04.642	1:19.225	26.611	31.884	20.730	77.9
9	16:35:03.262	58.620	17.059	21.827	19.734	111.3
10	16:36:02.251	58.989	17.272	21.779	19.938	112.0
11	16:37:35.292	1:33.041	23.238	32.711	37.092	110.9

(23) Andrew COWIE						
1	16:25:54.749	1:19.075	23.511	32.253	23.311	32.6
2	16:26:57.699	1:02.950	18.466	24.019	20.465	101.2
3	16:27:57.799	1:00.100	16.609	23.551	19.940	113.5
4	16:28:57.356	59.557	16.399	23.273	19.885	114.3
5	16:29:57.964	1:00.608	16.820	23.239	20.549	112.0
6	16:30:57.486	59.522	16.531	23.335	19.656	112.4
7	16:31:57.003	59.517	16.645	23.192	19.680	113.0
8	16:32:57.045	1:00.042	16.889	23.225	19.928	112.2
9	16:33:56.841	59.796	17.229	22.551	20.016	111.7
10	16:35:01.930	1:05.089	16.717	23.686	24.686	111.7
11	16:36:15.166	1:13.236	24.033	29.119	20.084	72.0
12	16:37:14.783	59.617	16.811	22.819	19.987	109.7

(7) Steven ARKLEY						
1	16:26:30.511	1:29.398	29.430	32.968	27.000	24.4
2	16:27:51.097	1:20.586	23.212	30.737	26.637	80.9

Clerk of the Course

Sig : Time :
 Chief Timekeeper : Ian Sharp (SMART Timing)

Results available at www.smart-timing.co.uk and www.speed

Printed: 19/04/2026 16:40:52



Orbits



Super Lap Scotland - King of the Hill - PROVISIONAL

Pos	Car No.	Name	Class	Round 1			Round 2			Round 3			Round 4			Round 5			Round 6			Total points	Diff	Gap
				Knockhill AC			Knockhill AC			Knockhill			Knockhill AC			Knockhill AC			Knockhill					
				Q	F	Total	Q	F	Total	Q	F	Total	Q	F	Total	Q	F	Total	Q	F	Total			
1=	7	Steen ARKLEY	B	12	22	34	12	22	34			0			0			0			0	68		
1=	64	David WALLACE	E	12	22	34	12	22	34			0			0			0			0	68	0	0
1=	92	Michael OSBORNE (Snr)	Pro	12	22	34	12	22	34			0			0			0			0	68	0	0
1=	155	Adam KIINDNESS	D	12	22	34	12	22	34			0			0			0			0	68	0	0
5	23	Andrew COWIE	E	10		10	10	17	27			0			0			0			0	37	-31	-31
6	1	David CAPSTICK	F	12	22	34			0			0			0			0			0	34	-3	-34
7=	392	Philip TAYLOR	F	10	17	27			0			0			0			0			0	27	-7	-41
7=	10	Nev WOOD	Pro			0	10	17	27			0			0			0			0	27	0	-41
9	67	Marshall WISHART	C			0	12		12			0			0			0			0	12	-15	-56

1st Place in Class	2nd Place in Class	3rd Place in Class
4		
4		
4		
4		
	3	
2		
	2	
	2	
	1	