

Knockhill

30th/31st May 2026

Knockhill Motor Sports Club Bike Meeting



Motorrad Central
Scotland



S.M.A.R.T.

Scottish Motorsports Automatic Race Timing

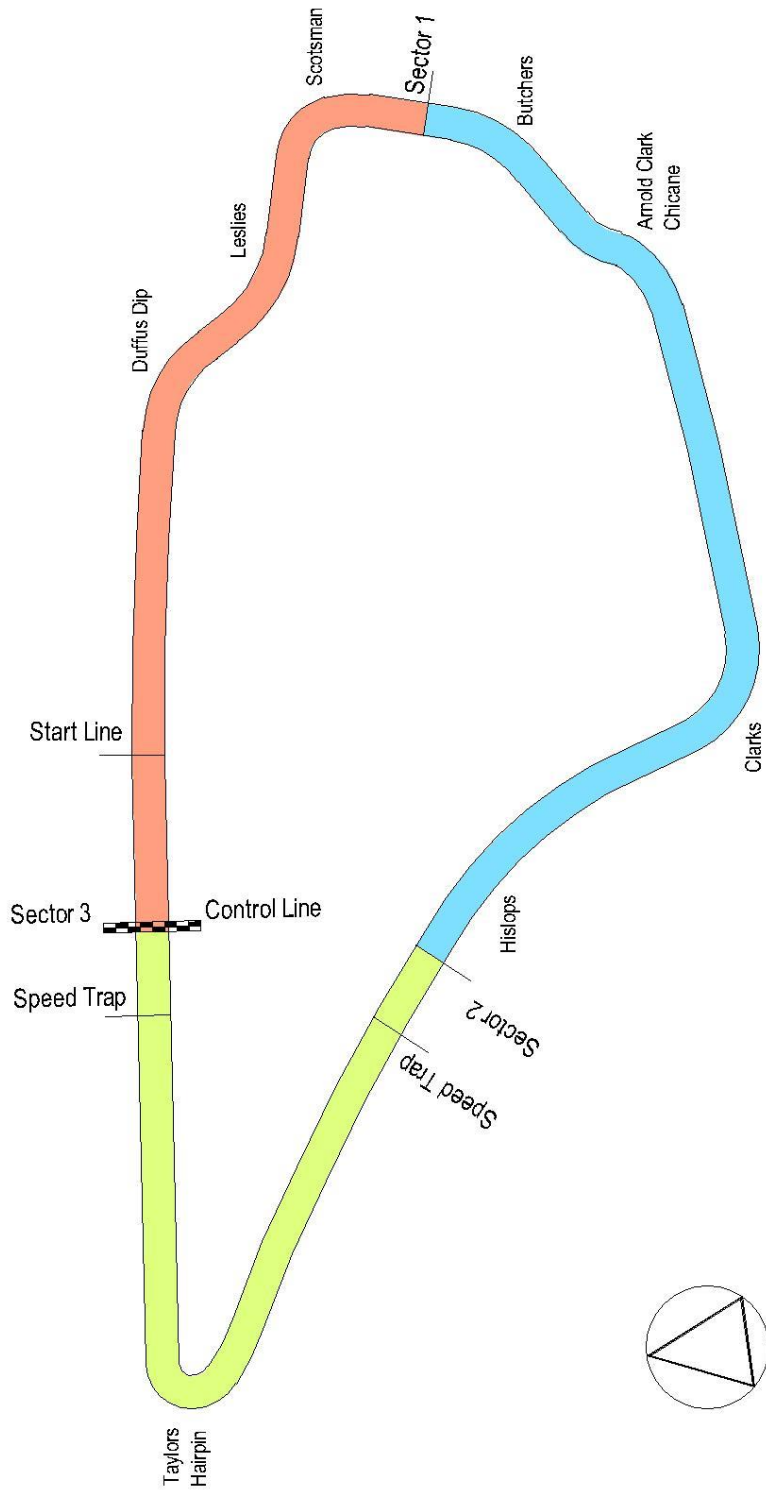

Ravenslea, Melrose Road, Galashiels, TD1 2AT

Telephone : 01896 – 752447

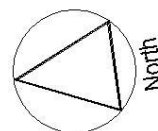
Scottish Motorsports Automatic Race Timing

Circuit layout

Knockhill – Clockwise



Length
Sector 1 0.433 Mile
Sector 2 0.503 Mile
Sector 3 0.334 Mile



Sector 1
Sector 2
Sector 3

KMSC National Motorcycle racing
Sorted on best lap time
Scottish Championship CB500's
Knockhill 1.267 miles
Warm Up
30/05/2026 09:00
Practice (10:00 Time) started at 8:53:46

Pos	No.	Name	Make/Model	CC	Class	Laps	Best Tm	Diff	Best Speed	Avg. Speed
1	172	Steven ALLAN	Honda	CB500	CB	7	58.926		77.404	74.408
2	187	Fraser MUTCH	Honda	CB500	CB	7	58.985	0.059	77.326	74.420
3	38	Ronan MEEK	Honda	CB500	CB	7	1:00.882	1.956	74.917	72.300
4	87	Finn CHALK	Honda	CB500	CB	4	1:00.893	1.967	74.903	70.458
5	10	Declan MacLENNAN	Honda	CB500	CB	6	1:01.298	2.372	74.408	68.426
6	97	Graeme JOHNSTONE	Honda	CB500	CB	6	1:01.815	2.889	73.786	68.370
7	70	Martin LYELL	Honda	CB500	CB	6	1:01.818	2.892	73.783	68.540
8	7	Graham LYELL	Honda	CB500	CB	6	1:02.194	3.268	73.337	70.219
9	80	Drew PATON	Honda	CB500	CB	7	1:02.203	3.277	73.326	71.989
10	189	David MUNRO	Honda	CB500	CB	7	1:02.251	3.325	73.269	71.353
11	303	Jamie ANDERSON	Honda	CB500	CB	6	1:03.368	4.442	71.978	67.075
12	116	Dylan WAPLINGTON	Honda	CB500	CB	6	1:04.384	5.458	70.842	62.033
13	36	Crichton CAMPBELL	Honda	CB500	CB	4	1:04.577	5.651	70.630	66.035
14	68	Graham FARQUHARSON	Honda	CB500	CB	6	1:04.584	5.658	70.623	68.395
15	85	James HESSON	Honda	CB500	CB	6	1:04.669	5.743	70.530	66.204
16	29	Ewan AUSTIN	Honda	CB500	CB	6	1:04.693	5.767	70.504	63.530
17	19	Dave FORDYCE	Honda	CB500	CB	6	1:04.865	5.939	70.317	66.079
18	17	Robert COLEMAN	Honda	CB500	CB	6	1:05.116	6.190	70.046	61.568
19	135	Kristopher LENNIE	Honda	CB500	CB	5	1:05.731	6.805	69.390	64.369
20	179	Paul CHAMBERLAIN	Honda	CB500	CB	6	1:05.868	6.942	69.246	66.543
21	244	Nathan MOCHAN	Honda	CB500	CB	6	1:08.132	9.206	66.945	63.923
22	88	Chris GALLETTY	Honda	CB500	CB	5	1:08.688	9.762	66.403	59.125
23	33	William MALCOLM	Honda	CB500	CB	6	1:09.871	10.945	65.279	62.505
24	331	Neil RAE	Honda	CB500	CB	6	1:10.514	11.588	64.683	61.145
25	139	Charlene LESSELLS	Honda	CB500	CB	5	1:11.306	12.380	63.965	54.034
26	535	Chris FENTON	Honda	CB500	CB	5	1:12.833	13.907	62.624	59.312
27	1	Barry STEWART	Honda	CB500	CB	2	1:25.078	26.152	53.611	57.395

Clerk of the Course
Orbits
Sig : Time :
Chief Timekeeper : Ian Sharp (SMART Timing)
Results available at www.smart-timing.co.uk and www.speedhive.com
Printed: 30/05/2026 09:03:12

KMSC National Motorcycle racing
Scottish Championship CB500's
Knockhill 1.267 miles
Warm Up
30/05/2026 09:00
Practice (10:00 Time) started at 8:53:46

Lap	Time of Day	Lap Tm	S1	S2	S3	S2Spd	SFSpd	Lap	Time of Day	Lap Tm	S1	S2	S3	S2Spd	SFSpd
(172) Steven ALLAN															
1	8:54:54.166			23.608	18.219	94.8	92.4	1	8:54:56.377			24.898	18.699		88.8
2	8:55:55.788	1:01.622	20.685	23.317	17.620	97.4	94.1	2	8:56:00.391	1:04.014	21.104				90.9
3	8:56:55.177	59.389	19.649	22.432	17.308	98.4	94.8	3	8:57:03.300	1:02.909	20.885	23.701	18.323		91.2
4	8:57:54.412	59.235	19.262	22.409	17.564	96.1	95.5	4	8:58:05.551	1:02.251	20.488	23.465	18.298		90.2
5	8:58:56.258	1:01.846	21.209	22.819	17.818	100.0	95.1	5	8:59:07.969	1:02.418	20.466	23.576	18.376		89.2
6	8:59:56.295	1:00.037	19.411	23.388	17.238	99.0	94.7	6	9:00:10.698	1:02.729	20.472	23.827	18.430		91.8
7	9:00:55.221	58.926	19.692	22.003	17.231	99.7	94.5	7	9:01:13.594	1:02.896	20.595	23.964	18.337		91.4
(187) Fraser MUTCH															
1	8:54:54.074			24.261	18.231	94.1	92.6	1	8:55:12.265			28.844	21.249	77.9	79.1
2	8:55:55.589	1:01.515	20.550	23.257	17.708	95.3	92.4	2	8:56:19.638	1:07.373	21.990	25.247	20.136		83.7
3	8:56:55.143	59.554	19.741	22.504	17.309	96.4	92.9	3	8:57:23.771	1:04.133	21.379	23.910	18.844	90.6	86.3
4	8:57:54.128	58.985	19.606	22.067	17.312	96.7	94.5	4	8:58:27.150	1:03.379	20.720	23.949	18.710	89.0	86.3
5	8:58:55.926	1:01.798	21.248	22.851	17.699	96.4	94.5	5	8:59:30.518	1:03.368	20.601	24.132	18.635	89.6	86.0
6	8:59:56.084	1:00.158	19.456	23.264	17.438	96.4	92.7	6	9:00:34.132	1:03.614	20.802	24.136	18.676	90.2	86.0
7	9:00:55.150	59.066	19.553	22.181	17.332	96.8	93.3								
(38) Ronan MEEK															
1	8:54:57.611			24.456	19.482	93.5	87.2	1	8:55:12.274			27.428	19.903	90.0	89.8
2	8:56:00.057	1:02.446	20.793	23.285	18.368	94.5	89.6	2	8:56:27.585	1:15.311	22.705	25.325	27.281	93.3	31.7
3	8:57:01.409	1:01.352	20.330	22.953	18.069	93.5	91.1	3	8:57:51.903	1:24.318	39.771	25.655	18.892	91.7	91.2
4	8:58:02.291	1:00.882	19.876	22.956	18.050	94.5	90.7	4	8:58:57.821	1:05.918	21.565	24.748	19.605	92.8	91.1
5	8:59:03.696	1:01.405	19.894	23.354	18.157	93.5	90.6	5	9:00:02.205	1:04.384	21.452	24.433	18.499	93.2	90.2
6	9:00:05.784	1:02.088	20.195	23.907	17.986	94.1	90.8	6	9:01:07.291	1:05.086	21.767	24.603	18.716	92.8	90.6
7	9:01:07.733	1:01.949	20.178	23.445	18.326	94.9	91.4								
(87) Finn CHALK															
1	8:54:59.066			25.018	18.609	97.3	93.2	1	8:54:59.695			25.391	19.593		90.7
2	8:56:01.701	1:02.635	21.274	23.452	17.909	97.1	94.0	2	8:56:04.429	1:04.734	21.397	24.352	18.985		90.2
3	8:57:02.594	1:00.893	20.282	22.968	17.643	98.3	94.5	3	8:57:09.006	1:04.577	21.342	24.198	19.037	92.8	90.7
4	8:58:05.073	1:02.479	20.044	22.498	19.937	98.8	38.7	4	8:58:22.415	1:13.409	21.028	24.177	28.204		32.3
(10) Declan MacLENNAN															
1	8:55:09.180			26.282	19.027	93.3	90.1	1	8:55:01.052			25.396	19.812	90.1	87.2
2	8:56:17.102	1:07.922	21.512	26.711	19.699	93.7	90.2	2	8:56:06.561	1:05.509	21.414	24.391	19.704	89.5	87.4
3	8:57:21.895	1:04.793	21.840	24.813	18.140	93.7	91.3	3	8:57:11.145	1:04.584	21.320	24.048	19.216	90.9	87.6
4	8:58:23.288	1:01.393	19.986	23.559	17.848	93.9	91.8	4	8:58:16.486	1:05.341	21.168	24.142	20.031	90.3	87.2
5	8:59:24.777	1:01.489	20.270	23.220	17.999	96.1	92.1	5	8:59:21.503	1:05.017	21.523	24.170	19.324	88.8	87.3
6	9:00:26.075	1:01.298	20.221	23.027	18.050	95.5	91.9	6	9:00:26.256	1:04.753	21.147	24.336	19.270	89.1	88.8
(97) Graeme JOHNSTONE															
1	8:55:07.587			26.241	18.818		93.2	1	8:55:07.003			27.091	20.206	93.7	91.9
2	8:56:16.880	1:09.293	22.499	27.066	19.728		91.8	2	8:56:17.064	1:10.061	22.807	26.704	20.550	94.4	91.6
3	8:57:19.572	1:02.692	21.021	23.607	18.064		93.6	3	8:57:23.113	1:06.049	21.695	25.312	19.042	96.3	92.2
4	8:58:22.490	1:02.918	20.996	23.849	18.073		92.4	4	8:58:29.434	1:06.321	21.585	25.747	18.989	94.3	92.6
5	8:59:24.305	1:01.815	20.684	23.271	17.860		92.2	5	8:59:34.831	1:05.397	21.480	25.025	18.892	94.8	92.4
6	9:00:26.406	1:02.101	20.964	23.264	17.873		95.1	6	9:00:39.500	1:04.669	21.046	25.077	18.546	95.2	92.6
(70) Martin LYELL															
1	8:55:07.632			26.612	19.858		88.9	1	8:55:20.191			26.283	20.033	88.9	87.7
2	8:56:16.015	1:08.383	22.700	26.623	19.060	93.6	90.6	2	8:56:28.210	1:08.019	22.753	25.711	19.555	91.7	88.9
3	8:57:18.452	1:02.437	20.555	23.563	18.319		90.9	3	8:57:33.768	1:05.558	21.377	24.775	19.406	90.4	88.6
4	8:58:21.037	1:02.585	21.095	23.440	18.050	94.7	90.2	4	8:58:39.723	1:05.955	22.222	24.764	18.969	91.3	87.6
5	8:59:22.855	1:01.816	20.380	23.253	18.185		89.8	5	8:59:44.416	1:04.693	21.283	24.897	18.513	90.9	88.2
6	9:00:25.410	1:02.555	20.268	23.929	18.358		92.7	6	9:00:56.897	1:12.481	21.282	24.319	26.880	91.7	31.7
(19) Dave FORDYCE															
1	8:55:07.425							1	8:55:07.425			27.728	20.640	88.5	87.4
2	8:56:17.997	1:10.572	23.636					2	8:56:17.997	1:10.572	23.636	26.852	20.084	90.0	87.8
3	8:57:23.874	1:05.877	21.258					3	8:57:23.874	1:05.877	21.258	25.378	19.241	90.7	86.3
4	8:58:30.199	1:06.325	21.381					4	8:58:30.199	1:06.325	21.381	25.734	19.210	89.5	86.9
5	8:59:35.418	1:05.219	21.055					5	8:59:35.418	1:05.219	21.055	25.323	18.841	89.7	88.0
6	9:00:40.283	1:04.865	20.903					6	9:00:40.283	1:04.865	20.903	25.034	18.928	90.7	87.5
(17) Robert COLEMAN															
1	8:55:36.850							1	8:55:36.850						
2	8:56:43.603	1:06.753						2	8:56:43.603	1:06.753					
3	8:57:50.183	1:06.580						3	8:57:50.183	1:06.580					
4	8:58:55.499	1:05.316						4	8:58:55.499	1:05.316					
5	9:00:00.615	1:05.116						5	9:00:00.615	1:05.116					
6	9:01:10.629	1:10.014						6	9:01:10.629	1:10.014					
(135) Kristopher LENNIE															
1	8:55:10.513							1	8:55:10.513			27.998	21.689		86.5

Clerk of the Course

Sig : Time :

Chief Timekeeper : Ian Sharp (SMART Timing)

Results available at www.smart-timing.co.uk and www.speedhive.com

Printed: 30/05/2026 09:04:20

Orbits



KMSC National Motorcycle racing
Scottish Championship CB500's
Knockhill 1.267 miles
Warm Up
30/05/2026 09:00
Practice (10:00 Time) started at 8:53:46

Lap	Time of Day	Lap Tm	S1	S2	S3	S2Spd	SFSpd	Lap	Time of Day	Lap Tm	S1	S2	S3	S2Spd	SFSpd
2	8:56:20.261	1:09.748	22.598	26.339	20.811	88.5	88.2								
3	8:57:28.213	1:07.952	22.000	26.728	19.224	89.2	87.0								
4	8:58:34.695	1:06.482	21.680	25.674	19.128		88.0								
5	8:59:40.426	1:05.731	21.263	25.246	19.222		87.8								

(179) Paul CHAMBERLAIN

1	8:55:03.262						
2	8:56:10.627	1:07.365					
3	8:57:17.806	1:07.179					
4	8:58:25.197	1:07.391					
5	8:59:31.065	1:05.868					
6	9:00:37.393	1:06.328					

(244) Nathan MOCHAN

1	8:55:06.759			27.786	20.133	90.3	90.8
2	8:56:18.944	1:12.185	22.802	27.969	21.414	90.7	92.4
3	8:57:29.312	1:10.368	22.742	27.503	20.123	90.0	91.2
4	8:58:37.809	1:08.497	22.580	26.510	19.407	93.2	92.2
5	8:59:46.121	1:08.312	22.385	26.752	19.175	93.5	92.9
6	9:00:54.253	1:08.132	22.468	26.028	19.636	94.9	89.8

(88) Chris GALLETLY

1	8:55:31.045						85.8
2	8:56:42.976	1:11.931	24.260				87.8
3	8:57:53.115	1:10.139	23.554				90.2
4	8:59:03.159	1:10.044	23.530				89.0
5	9:00:11.847	1:08.688	23.123				91.2

(33) William MALCOLM

1	8:55:12.263			27.597	22.916	84.0	82.8
2	8:56:23.338	1:11.075	23.737	26.512	20.826	92.6	86.4
3	8:57:33.492	1:10.154	23.177	26.483	20.494	89.1	90.9
4	8:58:43.768	1:10.276	23.496	26.446	20.334	90.1	90.1
5	8:59:53.639	1:09.871	23.322	26.023	20.526	90.7	89.7
6	9:01:03.961	1:10.322	23.175	26.183	20.964	90.6	75.5

(331) Neil RAE

1	8:55:15.224			29.961	21.867		79.0
2	8:56:28.566	1:13.342	24.717	28.000	20.625		83.3
3	8:57:39.622	1:11.056	23.085	27.566	20.405		83.6
4	8:58:51.302	1:11.680	23.581	27.430	20.669		81.9
5	9:00:01.816	1:10.514	23.473				83.3
6	9:01:13.703	1:11.887	23.879	27.167	20.841		82.6

(139) Charlene LESSELLS

1	8:55:27.911			28.248	21.411	82.8	87.5
2	8:56:40.352	1:12.441	23.882	27.788	20.771	87.4	87.3
3	8:57:51.658	1:11.306	23.457	27.437	20.412	88.3	88.1
4	8:59:06.350	1:14.692	23.743	27.067	23.882	88.3	35.4
5	9:00:48.193	1:41.843	54.754	26.887	20.202	87.8	87.6

(535) Chris FENTON

1	8:55:17.543			29.362	22.141		85.4
2	8:56:31.352	1:13.809	25.129	27.951	20.729		87.4
3	8:57:44.614	1:13.262	24.405	28.327	20.530		85.9
4	8:58:57.797	1:13.183	24.546	27.811	20.826		89.1
5	9:00:10.630	1:12.833	24.734	27.712	20.387		87.5

(1) Barry STEWART

1	8:54:59.993			27.148	21.550		72.3
2	8:56:25.071	1:25.078	25.182	29.919	29.977		27.4

Clerk of the Course
Orbits

Sig : **Time :**
Chief Timekeeper : Ian Sharp (SMART Timing)
Results available at www.smart-timing.co.uk and www.speedhive.com

Printed: 30/05/2026 09:04:20

KMSC National Motorcycle racing

Sorted on best lap time

Scottish Championship Lightweights

Knockhill 1.267 miles

Warm Up

30/05/2026 09:15

Practice (10:00 Time) started at 9:08:58

Pos	No.	Name	Make/Model	CC	Class	Laps	Best Tm	Diff	Best Speed	Avg. Speed
1	63	Jack DUNABIE	Beon	450	SL	11	52.291		87.225	82.166
2	45	Marley MacKENZIE	Kawasaki	400	SL C	10	54.436	2.145	83.788	79.209
3	87	Fraser MUTCH	BMW	900	SL	10	54.460	2.169	83.751	78.870
4	146	Kian McDONALD	Aprilia	660	SL	11	54.517	2.226	83.664	82.067
5	134	Kenneth MacLEOD	BMW	900	SL	11	54.629	2.338	83.492	78.909
6	19	Tyler HUMPHRIES	Beon	250	SL C	11	54.815	2.524	83.209	81.835
7	123	Johnny STEWART	Aprilia	660	SL	9	54.926	2.635	83.041	79.811
8	38	Adon DAVIE	Honda	250	SL	10	54.972	2.681	82.971	75.821
9	31	Lewis PATERSON		600	SL C	9	55.249	2.958	82.555	78.634
10	3	Ben McLUSKEY	BMW	900	SL	11	55.330	3.039	82.434	80.248
11	93	Ryan MORRISON	Aprilia	660	SL	11	55.831	3.540	81.695	79.572
12	10	Declan MacLENNAN	BMW	900	SL	10	56.112	3.821	81.286	72.746
13	7	Finn CHALK	BMW	900	SL	7	56.793	4.502	80.311	74.693
14	2	Kade WATT	Kawasaki	400	SL C	10	56.981	4.690	80.046	77.854
15	96	Zoe PATERSON	Aprilia	660	SL	10	57.183	4.892	79.763	76.796
16	94	Barry O'DONNELL	Aprilia	660	SL C	7	58.290	5.999	78.248	74.105
17	999	Tony ALEXANDER	BMW	900	SL	8	59.147	6.856	77.115	73.407
18	110	Chris EASTWOOD	Aprilia	660	SL	5	59.332	7.041	76.874	65.433
19	40	Archie ORMROD	Kawasaki	400	SL C	10	59.487	7.196	76.674	73.504
20	52	Michael THOMSON	KTM Kramer	690	SL C	9	1:02.715	10.424	72.727	69.404
21	44	Evan PUNTON	Suzuki	650	SL C	4	1:07.082	14.791	67.993	64.779
22	22	Andrew NEIL	Yamaha	400	SL C	5	1:08.861	16.570	66.236	60.349

Clerk of the Course

Orbits

Sig : Time :

Chief Timekeeper : Ian Sharp (SMART Timing)

Results available at www.smart-timing.co.uk and www.speedhive.com

Printed: 30/05/2026 09:54:33

KMSC National Motorcycle racing
Scottish Championship Lightweights
Knockhill 1.267 miles
Warm Up
30/05/2026 09:15
Practice (10:00 Time) started at 9:08:58

Lap	Time of Day	Lap Tm	S1	S2	S3	S2Spd	SFSpd	Lap	Time of Day	Lap Tm	S1	S2	S3	S2Spd	SFSpd
(63) Jack DUNABIE								(123) Johnny STEWART							
1	9:10:12.864			21.270	16.498	120.5	114.3	10	9:18:16.427	55.299	18.120	21.002	16.177	108.6	103.2
2	9:11:07.533	54.669	18.489	20.752	15.428	118.8	115.9	11	9:19:11.562	55.135	18.091	20.949	16.095		103.7
3	9:12:00.537	53.004	17.676	20.279	15.049	120.5	115.3	1	9:10:04.953			23.254	16.637		114.9
4	9:12:54.229	53.692	17.722	20.549	15.421	120.9	116.1	2	9:11:01.101	56.148	18.610	21.440	16.098		114.9
5	9:13:48.570	54.341	17.962	21.279	15.100	120.0	116.3	3	9:11:56.985	55.884	18.754	21.097	16.033		115.3
6	9:14:40.986	52.416	17.520	19.979	14.917	121.1	116.1	4	9:12:52.700	55.715	18.259	21.146	16.310		115.5
7	9:15:34.649	53.663	18.112	20.501	15.050	120.7	114.7	5	9:13:49.162	56.462	18.906	21.843	15.713		115.7
8	9:16:27.356	52.707	17.563	20.272	14.872	120.7	115.5	6	9:14:44.274	55.112	18.201	20.912	15.999		113.0
9	9:17:19.647	52.291	17.325	20.052	14.914	120.9	115.9	7	9:15:39.200	54.926	18.203	20.676	16.047		114.3
10	9:18:15.182	55.535	18.064	21.767	15.704	115.9	112.8	8	9:16:34.815	55.615	18.435	21.332	15.848		116.3
11	9:19:09.087	53.905	18.345	20.626	14.934	118.6	115.7	9	9:17:32.813	57.998	18.816	21.284	17.898		56.9
(45) Marley MacKENZIE								(38) Adon DAVIE							
1	9:10:13.092			22.221	17.938	109.8	104.4	1	9:10:29.602			24.232	17.018	102.6	101.5
2	9:11:10.679	57.587	19.414	21.961	16.212	110.6	106.0	2	9:11:27.463	57.861	19.421	21.879	16.561	106.7	102.0
3	9:12:06.354	55.675	18.454	21.275	15.946	110.4	104.2	3	9:12:25.189	57.726	18.805	22.530	16.391	107.5	102.3
4	9:13:01.540	55.186	18.161	21.144	15.881	112.6	105.2	4	9:13:22.224	57.035	18.697	21.982	16.356	107.2	102.3
5	9:13:57.677	56.137	18.135	22.009	15.993	108.2	105.2	5	9:14:19.356	57.132	18.541	22.369	16.222	107.4	102.6
6	9:14:52.741	55.064	18.162	21.183	15.719	109.7	105.2	6	9:15:17.019	57.663	18.708	22.723	16.232	107.7	101.7
7	9:15:49.208	56.467	18.503	21.652	16.312	111.3	97.3	7	9:16:12.734	55.715	18.482	21.013	16.220	106.9	102.5
8	9:16:44.460	55.252	18.307	21.136	15.809	110.4	105.7	8	9:17:09.702	56.968	18.668	22.036	16.264	106.2	99.6
9	9:17:39.867	55.407	18.240	21.341	15.826	110.6	105.2	9	9:18:05.062	55.360	18.309	20.835	16.216	106.4	101.4
10	9:18:34.303	54.436	17.830	20.785	15.821	110.9	104.7	10	9:19:00.034	54.972	18.228	20.757	15.987	106.7	101.8
(87) Fraser MUTCH								(31) Lewis PATERSON							
1	9:10:13.003			21.934	17.019	113.0	109.8	1	9:10:04.605			23.436	17.425	106.4	103.6
2	9:11:09.395	56.392	18.747	21.479	16.166	113.4	109.8	2	9:11:02.871	58.266	19.489	22.023	16.754	108.4	105.2
3	9:12:07.173	57.778	18.223	21.606	17.949	112.8	92.3	3	9:11:59.648	56.777	18.645	21.613	16.519	108.6	105.3
4	9:13:03.270	56.097	19.011	21.135	15.951	112.6	110.4	4	9:12:55.917	56.269	18.470	21.350	16.449	110.0	106.2
5	9:13:58.378	55.108	18.132	20.988	15.988	113.4	110.4	5	9:13:53.468	57.152	19.282	21.883	16.387	109.3	105.7
6	9:14:52.838	54.460	18.042	20.643	15.775	113.7	111.5	6	9:14:49.077	55.608	18.302	21.099	16.207	108.8	105.7
7	9:15:48.408	55.570	18.191	21.607	15.772	111.7	110.2	7	9:15:44.594	55.517	18.138	21.111	16.268	107.5	105.5
8	9:16:43.275	54.867	18.039	20.841	15.987	113.4	110.4	8	9:16:39.843	55.249	18.214	20.843	16.192	109.5	106.0
9	9:17:38.811	55.536	18.383	20.953	16.200	112.4	108.6	9	9:17:40.512	1:00.669	18.462	21.066	21.141	108.6	29.2
10	9:18:36.780	57.969	18.031	20.863	19.075	112.0	35.4								
(146) Kian McDONALD								(3) Ben McLUSKEY							
1	9:09:58.221			22.261	16.227		115.7	1	9:10:00.421			22.807	16.532		110.0
2	9:10:53.893	55.672	18.706	21.181	15.785		116.1	2	9:10:57.869	57.448	19.014	22.409	16.025		109.7
3	9:11:48.813	54.920	18.443	20.717	15.760		113.9	3	9:11:55.449	57.580	19.053	22.192	16.335		107.2
4	9:12:44.211	55.398	18.348	21.514	15.536		114.1	4	9:12:52.963	57.514	18.959	21.942	16.613		110.6
5	9:13:39.074	54.863	18.607	20.789	15.467		114.5	5	9:13:50.004	57.041	18.859	22.167	16.015		110.6
6	9:14:33.591	54.517	18.333	20.709	15.475		114.5	6	9:14:45.598	55.594	18.461	21.310	15.823		109.8
7	9:15:28.963	55.372	18.321	21.326	15.725		113.9	7	9:15:41.208	55.610	18.455	21.223	15.932		110.0
8	9:16:24.272	55.309	18.248	21.331	15.730		114.7	8	9:16:37.084	55.876	18.460	21.392	16.024		109.5
9	9:17:19.168	54.896	18.294	20.995	15.607		113.9	9	9:17:32.512	55.428	18.448	21.069	15.911		106.9
10	9:18:15.058	55.890	18.430	21.815	15.645		113.5	10	9:18:28.354	55.842	18.452	21.338	16.052		108.1
11	9:19:09.824	54.766	18.350	20.773	15.643		113.9	11	9:19:23.684	55.330	18.405	21.030	15.895		108.8
(134) Kenneth MacLEOD								(93) Ryan MORRISON							
1	9:09:58.068			22.335	16.179		110.0	1	9:10:00.011			22.972	16.329		111.3
2	9:10:54.265	56.197	18.646	21.372	16.179	115.1	111.8	2	9:10:57.675	57.664	19.086	22.391	16.187		110.6
3	9:11:49.792	55.527	18.583	21.155	15.789	115.5	111.3	3	9:11:55.090	57.415	19.035	22.221	16.159		111.3
4	9:12:46.310	56.518	18.256	22.283	15.979	115.5	111.7	4	9:12:52.390	57.300	19.048	22.155	16.097		110.9
5	9:13:41.148	54.838	18.213	20.816	15.809		112.6	5	9:13:49.612	57.222	18.962	22.186	16.074		111.8
6	9:14:36.121	54.973	18.328	20.916	15.729		112.2	6	9:14:45.753	56.141	18.573	21.489	16.079		111.5
7	9:15:31.811	55.690	18.345	21.532	15.813	114.9	109.3	7	9:15:41.738	55.985	18.719	21.425	15.841		111.3
8	9:16:29.881	55.070	20.348	21.844	15.878	116.1	111.3	8	9:16:38.311	56.573	18.428	21.645	16.500		111.7
9	9:17:24.510	54.629	17.975	21.038	15.616	115.5	111.3	9	9:17:34.142	55.831	18.421	21.566	15.844		110.9
10	9:18:21.943	57.433	18.428	21.150	17.855		46.7	10	9:18:30.030	55.888	18.521	21.567	15.800		111.5
11	9:19:34.295	1:12.352	33.971	21.526	16.855		91.9	11	9:19:28.995	58.965	18.533	23.737	16.695		110.7
(19) Tyler HUMPHRIES								(10) Declan MacLENNAN							
1	9:09:57.412			22.276	16.466		103.1	1	9:10:10.294			23.966	21.511		38.5
2	9:10:53.419	56.007	18.475	21.496	16.036	106.4	103.6	2	9:11:44.900	1:34.606	55.363	22.379	16.864		108.1
3	9:11:48.835	55.416	18.246	21.119	16.051	107.2	102.8	3	9:12:43.711	58.811	20.080	22.196	16.535		108.8
4	9:12:45.384	56.549	18.441	21.931	16.177		104.0	4	9:13:42.016	58.305	19.443	21.925	16.937		108.9
5	9:13:40.679	55.295	18.242	21.271	15.782		104.7	5	9:14:39.965	57.949	19.276	21.894	16.779		109.7
6	9:14:35.826	55.147	18.170	21.069	15.908	108.2	103.9	6	9:15:37.149	57.184	19.013	21.582	16.589		108.1
7	9:15:31.429	55.603	18.444	21.224	15.935	106.9	103.9	7	9:16:34.511	57.362	19.302	21.752	16.308		109.3
8	9:16:26.313	54.884	18.160	20.930	15.794		104.0	8	9:17:31.813	57.302	18.898	21.932	16.472		108.2
9	9:17:21.128	54.815	18.109	20.976	15.730		104.4	9	9:18:29.347	57.534	18.629	22.615	16.290		109.5
								10	9:19:25.459	56.112	18.574	21.211			

KMSC National Motorcycle racing

Scottish Championship Lightweights

Knockhill 1.267 miles

Warm Up

30/05/2026 09:15

Practice (10:00 Time) started at 9:08:58

Lap	Time of Day	Lap Tm	S1	S2	S3	S2Spd	SFSpd
(7) Finn CHALK							
1	9:10:15.158			22.475	16.815		110.6
2	9:11:15.244	1:00.086	20.861	22.655	16.570		110.9
3	9:12:13.428	58.184	19.278	21.968	16.938		109.5
4	9:13:11.883	58.455	19.773	22.435	16.247		110.6
5	9:14:08.676	56.793	18.902	21.622	16.269		110.9
6	9:15:05.616	56.940	18.724	21.992	16.224		110.4
7	9:16:05.926	1:00.310	18.737	22.124	19.449		39.5

(2) Kade WATT							
1	9:09:59.212			23.067	17.102		102.9
2	9:10:58.743	59.531	19.512	23.218	16.801		103.6
3	9:11:56.622	57.879	19.067	22.255	16.557		103.6
4	9:12:54.616	57.994	19.263	22.142	16.589		102.5
5	9:13:53.907	59.291	20.184	22.117	16.990		103.2
6	9:14:51.277	57.370	18.760	21.932	16.678		102.3
7	9:15:52.484	1:01.207	19.510	22.492	19.205		102.1
8	9:16:49.799	57.315	19.047	21.743	16.525		102.9
9	9:17:47.345	57.546	19.189	21.916	16.441		103.2
10	9:18:44.326	56.981	18.760	21.799	16.422		100.3

(96) Zoe PATERSON							
1	9:10:08.622			24.964	17.300		109.5 104.0
2	9:11:07.609	58.987	19.815	22.324	16.848		108.2 104.0
3	9:12:06.943	59.334	19.052	21.995	18.287		107.7 86.5
4	9:13:05.456	58.513	20.066	21.818	16.629		108.8 105.8
5	9:14:03.821	58.365	19.558	22.046	16.761		107.9 105.2
6	9:15:02.405	58.584	19.930	21.995	16.659		107.9 104.9
7	9:16:00.196	57.791	19.217	21.804	16.770		106.7 104.9
8	9:16:57.583	57.387	19.105	21.713	16.569		107.2 104.7
9	9:17:55.210	57.627	19.089	21.873	16.665		107.5 104.2
10	9:18:52.393	57.183	18.950	21.700	16.533		107.5 104.7

(94) Barry O'DONNELL							
1	9:10:09.507			24.820	18.607		110.4
2	9:11:10.077	1:00.570	20.346				114.3
3	9:12:08.678	58.601	19.427				113.7
4	9:13:07.051	58.373	19.485				114.7
5	9:14:05.341	58.290	19.277				114.3
6	9:15:06.076	1:00.735	19.790				113.5
7	9:16:09.318	1:03.242	19.055	22.190	21.997		30.6

(999) Tony ALEXANDER							
1	9:10:11.523			25.319	17.989		108.9 105.8
2	9:11:12.358	1:00.835	20.631	23.007	17.197		108.2
3	9:12:12.614	1:00.256	20.029	23.143	17.084		108.4
4	9:13:12.571	59.957	19.939	23.009	17.009		107.4
5	9:14:11.718	59.147	19.900	22.684	16.563		107.7
6	9:15:11.110	59.392	19.708	22.897	16.787		107.4
7	9:16:11.164	1:00.054	19.803	23.411	16.840		107.7
8	9:17:15.550	1:04.386	19.999	22.875	21.512		34.4

(110) Chris EASTWOOD							
1	9:10:12.892			26.001	18.952		109.3
2	9:11:13.557	1:00.665	20.256	23.394	17.015		109.5
3	9:12:12.889	59.332	19.766	22.840	16.726		111.1
4	9:13:13.070	1:00.181	20.149	23.038	16.994		108.9
5	9:14:47.007	1:33.937	21.715	39.461	32.761		19.3

(40) Archie ORMROD							
1	9:10:14.020			23.308	17.461		109.7 106.2
2	9:11:17.661	1:03.641	22.397	24.105	17.139		110.0 105.7
3	9:12:17.939	1:00.278	20.467	22.967	16.844		107.9 106.2
4	9:13:17.679	59.740	20.106	22.804	16.830		108.8 106.0
5	9:14:17.736	1:00.057	20.275	22.854	16.928		108.6 104.7
6	9:15:17.447	59.711	20.020	22.838	16.853		108.9 106.2
7	9:16:16.934	59.487	20.017	22.668	16.802		108.9 106.2
8	9:17:16.713	59.779	20.103	22.883	16.793		108.2 105.5
9	9:18:16.511	59.798	19.990	22.547	17.261		108.8 104.4
10	9:19:18.996	1:02.485	20.068	22.707	19.710		108.1 37.0

(52) Michael THOMSON							
1	9:10:13.258			26.213	19.607		99.0

Clerk of the Course

Sig : Time :
Chief Timekeeper : Ian Sharp (SMART Timing)

Results available at www.smart-timing.co.uk and www.speedhive.com

Printed: 30/05/2026 09:51:43

Orbits



KMSC National Motorcycle racing

Sorted on best lap time

Scottish Championship Supersport

Knockhill 1.267 miles

Warm Up

30/05/2026 09:30

Practice (10:00 Time) started at 9:22:00

Pos	No.	Name	Make/Model	CC	Class	Laps	Best Tm	Diff	Best Speed	Avg. Speed
1	81	Keo WALKER	Triumph	765	S6	9	51.707		88.210	70.338
2	61	Liam KEIRNAN	Yamaha	600	S6 C	11	52.791	1.084	86.399	81.518
3	123	Johnny STEWART	Aprilia	660	S6	11	53.389	1.682	85.431	81.767
4	69	Brandon RUSSELL	Yamaha	600	S6	9	53.872	2.165	84.665	75.514
5	5	Scott SHAND	Ducati	998	S6	7	53.977	2.270	84.501	79.117
6	134	Kenneth MacLEOD	BMW	900	S6	7	54.107	2.400	84.298	78.900
7	75	Harry PULLAR	Yamaha	600	S6	6	54.305	2.598	83.990	62.935
8	47	Steven HADDOW	Suzuki	749	S6	8	54.342	2.635	83.933	79.153
9	67	Ryan BURNS	Kawasaki	636	S6	9	54.505	2.798	83.682	74.546
10	26	Charlie REYNOLDS	Yamaha	600	S6	8	54.934	3.227	83.029	80.574
11	171	Daniel GOODMAN		600	S6	10	55.026	3.319	82.890	74.430
12	34	Kenneth THIRLWALL	Kawasaki	636	S6	6	55.137	3.430	82.723	69.576
13	71	Chris COOK	Kawasaki	636	S6	8	55.530	3.823	82.137	77.146
14	11	Patrick FORMAN	Suzuki	750	S6	9	56.033	4.326	81.400	77.769
15	32	Alex BRODIE	Kawasaki	600	S6 C	8	56.298	4.591	81.017	75.575
16	7	Jon-Paul ADIE	Yamaha	600	S6	8	56.513	4.806	80.709	76.421
17	96	Barry BISSETT	Triumph	765	S6	9	56.805	5.098	80.294	67.589
18	23	Kyle FLORENCE	Yamaha	600	S6 C	10	57.567	5.860	79.231	74.024
19	28	Liam GUILD	Kawasaki	600	S6 C	10	57.827	6.120	78.875	74.187
20	277	Lee McALISTER	Yamaha	600	S6 C	10	58.123	6.416	78.473	74.259
21	6	Christopher FRASER	Triumph	765	S6	10	1:00.038	8.331	75.970	74.170
22	10	Chris HODGSON	Honda	600	S6 C	8	1:10.115	18.408	65.052	61.435

Clerk of the Course

Orbits

Sig : Time :

Chief Timekeeper : Ian Sharp (SMART Timing)

Results available at www.smart-timing.co.uk and www.speedhive.com

Printed: 30/05/2026 09:50:13

KMSC National Motorcycle racing

Scottish Championship Supersport

Knockhill 1.267 miles

Warm Up

30/05/2026 09:30

Practice (10:00 Time) started at 9:22:00

Lap	Time of Day	Lap Tm	S1	S2	S3	S2Spd	SFSpd	Lap	Time of Day	Lap Tm	S1	S2	S3	S2Spd	SFSpd
(81) Keo WALKER															
1	9:24:37.372			20.953	15.480		123.8								
2	9:25:30.134	52.762	17.770	20.038	14.954		125.0								
3	9:26:23.796	53.662	17.579	20.979	15.104		124.7								
4	9:27:17.095	53.299	17.599	20.483	15.217	127.1	125.4								
5	9:28:10.003	52.908	17.753	20.161	14.994		125.2								
6	9:29:01.905	51.902	17.386	19.716	14.800	128.6	125.4								
7	9:29:53.612	51.707	17.304	19.686	14.717		125.4								
8	9:30:45.631	52.019	17.241	19.824	14.954		125.4								
9	9:31:43.655	58.024	17.894	20.503	19.627		41.3								
(61) Liam KEIRNAN															
1	9:23:15.449			22.315	15.876	124.3	122.0								
2	9:24:10.566	55.117	18.462	21.157	15.498	125.7	121.8								
3	9:25:06.274	55.708	18.279	21.853	15.576	123.1	122.5								
4	9:26:00.512	54.238	17.956	20.866	15.416	127.1	123.6								
5	9:26:54.720	54.208	18.179	20.742	15.287	127.3	122.0								
6	9:27:48.186	53.466	17.958	20.295	15.213	128.3	122.7								
7	9:28:41.523	53.337	17.849	20.260	15.228	128.6	122.7								
8	9:29:35.052	53.529	17.830	20.367	15.332	129.6	122.0								
9	9:30:29.058	54.006	17.867	20.916	15.223	127.1	123.4								
10	9:31:21.849	52.791	17.589	20.086	15.116	128.6	123.4								
11	9:32:15.525	53.676	17.668	20.622	15.386	128.1	124.0								
(123) Johnny STEWART															
1	9:23:09.509			21.863	15.707		122.9								
2	9:24:05.004	55.495	18.683	21.256	15.556		122.0								
3	9:24:59.678	54.674	17.929	21.205	15.540		123.6								
4	9:25:54.723	55.045	18.250	20.562	16.233		124.0								
5	9:26:48.960	54.237	18.166	20.757	15.314		124.0								
6	9:27:43.113	54.153	17.965	20.766	15.422		122.7								
7	9:28:37.252	54.139	17.902	20.390	15.847		120.7								
8	9:29:30.827	53.575	17.952	20.461	15.162		123.8								
9	9:30:24.216	53.389	17.837	20.306	15.246		124.3								
10	9:31:18.764	54.548	17.888	20.679	15.981		124.3								
11	9:32:13.652	54.888	17.870	21.002	16.016		122.7								
(69) Brandon RUSSELL															
1	9:23:05.833			22.580	16.361	121.1	122.2								
2	9:24:00.551	54.718	18.352	21.072	15.294	125.0	124.0								
3	9:24:59.674	59.123	18.519	21.411	19.193	124.3	29.5								
4	9:26:29.743	1:30.069	54.291	20.577	15.201	126.4	124.5								
5	9:27:24.108	54.365	18.095	20.478	15.792	127.6	124.0								
6	9:28:18.520	54.412	18.091	20.782	15.539	124.7	122.9								
7	9:29:13.144	54.624	18.098	20.570	15.956	127.1	121.8								
8	9:30:07.016	53.872	17.910	20.590	15.372	126.6	120.7								
9	9:31:03.657	56.641	18.258	20.686	17.697	125.7	42.7								
(5) Scott SHAND															
1	9:23:06.487			23.765	16.954	111.5	122.7								
2	9:24:03.668	57.181	19.284	22.151	15.746	121.1	123.1								
3	9:24:59.470	55.802	18.684	21.473	15.645	123.8	121.6								
4	9:25:55.039	55.569	19.014	20.931	15.624		121.8								
5	9:26:49.774	54.735	18.661	20.902	15.172	125.9	124.3								
6	9:27:43.751	53.977	18.155	20.683	15.139		125.4								
7	9:28:43.603	59.852	18.393	21.326	20.133	122.0	34.4								
(134) Kenneth MacLEOD															
1	9:22:57.255			21.185	15.940	114.9	109.1								
2	9:23:52.018	54.763	18.062	21.026	15.675	114.5	110.6								
3	9:24:46.125	54.107	17.976	20.595	15.536	116.7	111.1								
4	9:25:42.176	56.051	19.038	20.932	16.081	116.7	109.7								
5	9:26:37.884	55.708	18.059	21.750	15.899	117.1	109.5								
6	9:27:41.155	1:03.271	20.277	26.483	16.511		109.7								
7	9:28:44.713	1:03.558	18.391	21.171	23.996	106.2	33.7								
(75) Harry PULLAR															
1	9:24:33.049			24.432	17.684	115.3	115.9								
2	9:25:32.918	59.869	20.464	23.148	16.257	124.0	120.0								
3	9:26:28.643	55.725	19.102	21.180	15.443	125.2	121.6								
4	9:27:23.670	55.027	18.488	20.775	15.764	125.4	120.3								
5	9:28:17.975	54.305	18.132	20.810	15.363	125.4	120.0								
6	9:29:14.886	56.911	17.790	20.526	18.595	127.3	35.2								
(47) Steven HADDOW															
1	9:23:07.251										23.491	17.122			122.0
2	9:24:03.904	56.653								19.264	21.557	15.832			122.7
3	9:24:59.901	55.997	18.753	21.326	15.918					18.753	21.326	15.918			123.1
4	9:25:55.700	55.799	18.777	21.257	15.765					18.777	21.257	15.765			123.8
5	9:26:50.637	54.937	18.383	20.897	15.657					18.383	20.897	15.657			122.0
6	9:27:44.979	54.342	18.376	20.622	15.344					18.376	20.622	15.344			123.1
7	9:28:40.325	55.346	18.436	20.964	15.946					18.436	20.964	15.946			120.9
8	9:29:41.039	1:00.714	18.590	20.650	21.474					18.590	20.650	21.474			28.9
(67) Ryan BURNS															
1	9:23:31.694											22.943	16.132	124.7	123.8
2	9:24:30.181	58.487	19.543	22.895	16.049	125.4	125.0								
3	9:25:27.134	56.953	19.440	21.545	15.968	126.4	123.1								
4	9:26:24.190	57.056	19.432	21.832	15.792		125.4								123.6
5	9:27:20.353	56.163	18.648	21.375	16.140		125.4								122.9
6	9:28:15.931	55.578	18.847	21.187	15.544		125.9								124.3
7	9:29:11.093	55.162	18.505	21.177	15.480		125.0								122.2
8	9:30:05.598	54.505	18.378	20.762	15.365		124.7								123.4
9	9:31:10.716	1:05.118	18.883	21.378	24.857		122.9								27.4
(26) Charlie REYNOLDS															
1	9:22:59.505											21.471	15.937		113.2
2	9:23:55.239	55.734	18.641	21.017	16.076		113.0								
3	9:24:50.278	55.039	18.149	20.866	16.024		112.8								
4	9:25:48.009	57.731	18.259	23.197	16.275		112.0								
5	9:26:43.497	55.488	18.588	21.115	15.785		113.0								
6	9:27:38.431	54.934	18.291	20.820	15.823		112.2								
7	9:28:33.379	54.948	18.342	20.844	15.762		111.8								
8	9:29:32.909	59.530	18.335	21.021	20.174		47.2								
(171) Daniel GOODMAN															
1	9:23:46.106											23.357	16.814	119.2	117.7
2	9:24:44.246	58.140	19.324	22.146	16.670		117.9								
3	9:25:40.913	56.667	18.821	21.698	16.148		119.6								
4	9:26:37.844	56.931	19.043	21.677	16.211		119.6								
5	9:27:33.312	55.468	18.511	21.112	15.845		119.2								

KMSC National Motorcycle racing
Scottish Championship Supersport
Knockhill 1.267 miles
Warm Up
30/05/2026 09:30
Practice (10:00 Time) started at 9:22:00

Lap	Time of Day	Lap Tm	S1	S2	S3	S2Spd	SFSpd	Lap	Time of Day	Lap Tm	S1	S2	S3	S2Spd	SFSpd
1	9:23:21.005			24.638	16.368	120.7	119.2	8	9:30:13.030	1:00.038	20.246	22.901	16.891	114.5	115.7
2	9:24:18.956	57.951	19.414	22.424	16.113	122.5	120.0	9	9:31:14.038	1:01.008	20.534	23.249	17.225	112.6	114.5
3	9:25:15.293	56.337	18.749	21.530	16.058	124.0	120.3	10	9:32:15.006	1:00.968	20.235	22.987	17.746	111.5	112.6
4	9:26:12.083	56.790	18.919	21.633	16.238	123.4	119.2	(10) Chris HODGSON							
5	9:27:09.120	57.037	18.962	21.702	16.373	123.8	119.8	1	9:23:31.149			30.151	21.528		90.1
6	9:28:06.699	57.579	19.928	21.756	15.895	123.4	120.0	2	9:24:42.923	1:11.774	24.333	27.078	20.363		97.4
7	9:29:02.997	56.298	18.776	21.576	15.946	123.6	119.6	3	9:25:54.211	1:11.288	24.146	26.796	20.346		92.4
8	9:30:02.868	59.871	18.906	21.557	19.408	122.7	32.5	4	9:27:06.654	1:12.443	24.490	27.504	20.449		90.9

(7) Jon-Paul ADIE

1	9:23:08.732			23.795	17.188	120.5	119.2
2	9:24:08.287	59.555	20.418	22.764	16.373	121.4	119.2
3	9:25:06.628	58.341	19.548	22.759	16.034	120.7	120.3
4	9:26:03.141	56.513	18.583	21.731	16.199	121.4	119.0
5	9:27:01.282	58.141	18.898	23.210	16.033		120.3
6	9:27:58.013	56.731	18.977	21.241	16.513	123.4	118.1
7	9:28:54.927	56.914	19.111	21.624	16.179	122.2	117.7
8	9:29:57.519	1:02.592	18.896	21.633	22.063		32.1

(96) Barry BISSETT

1	9:24:29.817			22.981	16.506	115.7	121.1
2	9:25:27.557	57.740	19.306	21.999	16.435	121.4	119.2
3	9:26:25.352	57.795	19.363	22.246	16.186	120.7	122.2
4	9:27:22.163	56.811	19.040	21.694	16.077	120.9	118.6
5	9:28:18.968	56.805	19.077	21.664	16.064	119.4	120.3
6	9:29:16.822	57.854	19.344	22.399	16.111	117.3	120.5
7	9:30:13.698	56.876	19.248	21.635	15.993	120.5	119.6
8	9:31:10.595	56.897	19.475	21.462	15.960	119.2	120.3
9	9:32:07.400	56.805	18.830	21.731	16.244	116.7	117.1

(23) Kyle FLORENCE

1	9:23:24.529			24.955	17.331	113.0	118.8
2	9:24:25.442	1:00.913	20.743	22.852	17.318	115.7	117.7
3	9:25:25.846	1:00.404	20.557	22.790	17.057	114.5	116.7
4	9:26:25.937	1:00.091	20.373	22.692	17.026	113.9	120.3
5	9:27:23.953	58.016	19.654	21.826	16.536	119.4	120.7
6	9:28:21.936	57.983	19.486	22.022	16.475	116.7	122.0
7	9:29:21.033	59.097	20.440	22.146	16.511	117.1	120.5
8	9:30:20.360	59.327	20.086	22.421	16.820	117.7	120.3
9	9:31:18.647	58.287	19.681	22.082	16.524	117.3	120.3
10	9:32:16.214	57.567	19.456	22.044	16.067	121.6	121.4

(28) Liam GUILD

1	9:23:23.451			25.246	17.795	108.1	103.9
2	9:24:23.307	59.856	20.154	22.754	16.948	110.2	107.4
3	9:25:21.503	58.196	19.198	22.192	16.806	111.8	106.5
4	9:26:19.405	57.902	19.345	22.036	16.521	109.8	107.7
5	9:27:17.433	58.028	18.941	22.273	16.814	111.1	106.7
6	9:28:15.546	58.113	19.176	22.044	16.893	111.1	105.8
7	9:29:13.373	57.827	19.165	21.935	16.727	111.7	105.7
8	9:30:11.928	58.555	19.513	22.144	16.898	110.7	107.0
9	9:31:15.579	1:03.651	19.038	22.342	22.271	108.8	106.5
10	9:32:14.864	59.285	19.775	22.652	16.858	110.6	106.5

(277) Lee McALISTER

1	9:23:17.867			25.172	17.918	114.1	113.0
2	9:24:20.185	1:02.318	20.903	24.059	17.356	116.1	114.1
3	9:25:21.116	1:00.931	20.457	23.499	16.975	116.5	113.5
4	9:26:20.612	59.496	20.134	22.682	16.680	118.1	115.9
5	9:27:20.516	59.904	19.933	22.796	17.175	110.9	114.9
6	9:28:18.639	58.123	19.505	22.262	16.356	119.2	114.9
7	9:29:17.687	59.048	19.462	22.510	17.076	118.8	113.2
8	9:30:16.169	58.482	19.793	22.464	16.225	118.8	115.5
9	9:31:14.494	58.325	19.400	22.137	16.788	119.4	114.3
10	9:32:14.267	59.773	20.278	22.753	16.742	119.0	115.5

(6) Christopher FRASER

1	9:23:06.543			23.772	17.810	111.7	112.4
2	9:24:07.030	1:00.487	20.640	23.107	16.740	116.9	116.5
3	9:25:07.933	1:00.903	20.411	23.309	17.183	110.9	113.2
4	9:26:08.427	1:00.494	20.396	23.028	17.070	111.8	111.1
5	9:27:08.790	1:00.363	20.358	22.955	17.050	112.2	113.7
6	9:28:12.240	1:03.450	22.154	24.319	16.977	110.0	112.8
7	9:29:12.992	1:00.752	20.400	23.172	17.180	111.3	111.8

Clerk of the Course
Orbits
Sig :
Time :
Chief Timekeeper : Ian Sharp (SMART Timing)
Results available at www.smart-timing.co.uk and www.speedhive.com
Printed: 30/05/2026 09:50:37

KMSC National Motorcycle racing

Sorted on best lap time

Scottish Championship 300's

Knockhill 1.267 miles

Warm Up

30/05/2026 09:45

Practice (10:00 Time) started at 9:35:39

Pos	No.	Name	Make/Model	CC	Class	Laps	Best Tm	Diff	Best Speed	Avg. Speed
1	14	Darren COX	Yamaha	300	F3	10	58.059		78.560	75.276
2	77	Leon TALL	Yamaha	300	F3	10	1:01.748	3.689	73.866	71.875
3	78	Dylan WALLACE	Yamaha	300	F3	10	1:02.982	4.923	72.419	68.802
4	17	Ollie BUNYAN	Yamaha	297	F3	9	1:03.038	4.979	72.355	67.778
5	136	Harris TALL	Kawasaki	300	F3 R	10	1:03.320	5.261	72.032	66.429
6	41	Charlie WAPLINGTON	Yamaha	300	F3	10	1:03.650	5.591	71.659	67.127
7	73	Murray SIMMONDS	Kawasaki	300	F3	10	1:03.668	5.609	71.639	68.647
8	6	Mack HOUSTON	Yamaha	300	F3 R	9	1:03.926	5.867	71.350	69.219
9	43	Bryony SMART			F3 R	9	1:03.970	5.911	71.300	69.222
10	10	Jamie MORRISON	Kawasaki	300	F3	9	1:05.247	7.188	69.905	66.997
11	35	Logan PATTERSON		300	F3	9	1:06.793	8.734	68.287	65.715

Clerk of the Course

Orbits

Sig : Time :

Chief Timekeeper : Ian Sharp (SMART Timing)

Results available at www.smart-timing.co.uk and www.speedhive.com

Printed: 30/05/2026 09:47:56

KMSC National Motorcycle racing

Scottish Championship 300's

Knockhill 1.267 miles

Warm Up

30/05/2026 09:45

Practice (10:00 Time) started at 9:35:39

Lap	Time of Day	Lap Tm	S1	S2	S3	S2Spd	SFSpd
(14) Darren COX							
1	9:36:52.441			26.959	19.671	87.3	86.9
2	9:37:54.416	1:01.975	20.723	23.848	17.404	93.6	90.7
3	9:38:54.814	1:00.398	20.475	22.631	17.292	93.7	91.4
4	9:39:53.840	59.026	19.432	22.172	17.422	95.6	90.7
5	9:40:52.655	58.815	19.386	22.273	17.156	94.1	91.4
6	9:41:51.121	58.466	19.277	22.124	17.065	94.4	91.6
7	9:42:49.686	58.565	19.276	22.210	17.079	93.9	91.8
8	9:43:48.353	58.667	19.234	22.302	17.131	96.0	91.3
9	9:44:47.257	58.904	19.372	22.494	17.038	94.0	92.2
10	9:45:45.316	58.059	19.056	22.003	17.000	94.9	92.3

Lap	Time of Day	Lap Tm	S1	S2	S3	S2Spd	SFSpd
(77) Leon TALL							
1	9:36:45.159			24.843	18.767	91.2	86.0
2	9:37:47.990	1:02.831	20.807	23.894	18.130	87.2	
3	9:38:51.313	1:03.323	20.809	23.941	18.573	86.5	
4	9:39:54.100	1:02.787	20.813	23.910	18.064	92.4	90.7
5	9:40:55.848	1:01.748	20.061	23.630	18.057	92.7	86.6
6	9:41:59.018	1:03.170	20.523	23.939	18.708	84.3	
7	9:43:01.925	1:02.907	20.764	24.052	18.091	91.4	88.6
8	9:44:05.350	1:03.425	20.525	24.211	18.689	91.7	86.6
9	9:45:08.605	1:03.255	20.850	24.273	18.132	88.6	
10	9:46:13.985	1:05.380	20.574	24.093	20.713		44.2

Lap	Time of Day	Lap Tm	S1	S2	S3	S2Spd	SFSpd
(78) Dylan WALLACE							
1	9:36:50.744			26.829	20.190	87.2	84.5
2	9:37:57.632	1:06.888	22.829	25.069	18.990	90.1	85.9
3	9:39:03.013	1:05.381	21.465	24.713	19.203	88.4	86.4
4	9:40:08.124	1:05.111	21.537	24.302	19.272	89.0	86.4
5	9:41:13.039	1:04.915	21.365	24.330	19.220	89.4	84.7
6	9:42:17.628	1:04.589	21.497	24.094	18.998	88.8	86.9
7	9:43:21.764	1:04.136	20.974	24.300	18.862	89.6	87.7
8	9:44:25.594	1:03.830	20.912	23.992	18.926	88.9	86.9
9	9:45:28.576	1:02.982	20.854	23.569	18.559	89.5	88.1
10	9:46:42.333	1:13.757	21.474	26.082	26.201	80.2	29.4

Lap	Time of Day	Lap Tm	S1	S2	S3	S2Spd	SFSpd
(17) Ollie BUNYAN							
1	9:36:51.534			25.780	20.325	91.6	86.5
2	9:37:58.398	1:06.864	22.239	25.029	19.596	87.2	
3	9:39:03.166	1:04.768	20.954	24.585	19.229	87.7	
4	9:40:08.439	1:05.273	21.615	24.342	19.316	87.3	
5	9:41:13.558	1:05.119	21.246	24.325	19.548	87.5	
6	9:42:20.306	1:06.748	21.173	24.237	21.338	43.5	
7	9:43:38.038	1:17.732	34.262	24.131	19.339	87.2	
8	9:44:42.014	1:03.976	20.819	24.466	18.691	87.8	
9	9:45:45.052	1:03.038	20.372	24.024	18.642		87.4

Lap	Time of Day	Lap Tm	S1	S2	S3	S2Spd	SFSpd
(136) Harris TALL							
1	9:36:52.237			26.761	20.332	84.8	80.3
2	9:37:58.563	1:06.326	21.886	25.175	19.265	85.9	80.1
3	9:39:04.024	1:05.461	21.475	24.666	19.320	85.2	80.3
4	9:40:08.911	1:04.887	21.378	24.377	19.132	86.1	81.3
5	9:41:13.466	1:04.555	21.220	24.284	19.051	87.2	81.0
6	9:42:18.527	1:05.061	21.374	24.509	19.178	87.0	80.5
7	9:43:24.166	1:05.639	21.332	25.046	19.261	84.7	82.8
8	9:44:28.307	1:04.141	21.113	24.205	18.823	85.6	81.9
9	9:45:31.627	1:03.320	20.767	23.848	18.705	85.1	81.4
10	9:47:06.010	1:34.383	21.678	28.497	44.208	10.7	38.4

Lap	Time of Day	Lap Tm	S1	S2	S3	S2Spd	SFSpd
(41) Charlie WAPLINGTON							
1	9:36:47.996			26.024	19.759		88.4
2	9:37:53.746	1:05.750	21.978	24.875	18.897		88.3
3	9:38:57.396	1:03.650	21.406	23.870	18.374		90.0
4	9:40:01.869	1:04.473	21.091	24.822	18.560		89.4
5	9:41:07.101	1:05.232	21.790	24.424	19.018		86.8
6	9:42:12.531	1:05.430	21.892	25.032	18.506		89.5
7	9:43:16.624	1:04.093	21.252	24.223	18.618		89.5
8	9:44:20.681	1:04.057	21.111	24.377	18.569		90.1
9	9:45:25.457	1:04.776	21.075	24.106	19.595		91.4
10	9:46:58.874	1:33.417	22.687	29.044	41.686	22.7	29.7

Lap	Time of Day	Lap Tm	S1	S2	S3	S2Spd	SFSpd
(73) Murray SIMMONDS							
1	9:36:50.912			26.257	19.977	91.8	88.8

Lap	Time of Day	Lap Tm	S1	S2	S3	S2Spd	SFSpd
(6) Mack HOUSTON							
1	9:36:52.871			27.244	21.804		78.0
2	9:37:59.715	1:06.844	21.688	25.446	19.710		79.3
3	9:39:04.869	1:05.154	21.256	24.465	19.433	84.8	79.9
4	9:40:09.875	1:05.006	21.089	24.484	19.433	85.9	80.2
5	9:41:14.710	1:04.835	20.815	24.242	19.778	86.8	79.2
6	9:42:19.099	1:04.389	20.893	24.188	19.308		80.8
7	9:43:23.936	1:04.837	21.035	24.794	19.008	83.9	80.6
8	9:44:27.862	1:03.926	20.795	24.270	18.861	84.2	80.4
9	9:45:32.445	1:04.583	20.870	24.236	19.477		79.7

Lap	Time of Day	Lap Tm	S1	S2	S3	S2Spd	SFSpd
(43) Bryony SMART							
1	9:36:53.571			26.356	19.544	86.4	81.9
2	9:38:00.186	1:06.615	22.065	24.931	19.619	88.2	82.6
3	9:39:05.699	1:05.513	21.876	24.576	19.061	87.5	82.4
4	9:40:10.509	1:04.810	21.431	24.446	18.933	85.5	82.6
5	9:41:14.888	1:04.379	21.236	24.137	19.006	88.0	82.1
6	9:42:19.148	1:04.260	21.293	23.885	19.082	88.9	82.6
7	9:43:24.293	1:05.145	21.479	24.444	19.222	83.6	82.7
8	9:44:28.447	1:04.154	21.288	24.019	18.847		83.4
9	9:45:32.417	1:03.970	21.159	23.935	18.876	87.3	83.1

Lap	Time of Day	Lap Tm	S1	S2	S3	S2Spd	SFSpd
(10) Jamie MORRISON							
1	9:37:00.960			26.286	19.062	88.5	86.7
2	9:38:06.354	1:05.394	21.926	24.903	18.565	88.5	87.3
3	9:39:12.753	1:06.399	21.876	24.858	19.665	88.8	85.7
4	9:40:18.180	1:05.427	21.905	24.826	18.696	88.9	86.4
5	9:41:25.184	1:07.004	22.892	24.943	19.169	87.2	86.1
6	9:42:30.668	1:05.484	22.070	24.464	18.950	88.9	85.5
7	9:43:37.003	1:06.335	22.368	25.018	18.949	86.3	85.8
8	9:44:42.250	1:05.247	21.585	24.080	19.582	87.7	85.1
9	9:45:52.112	1:09.862	21.586	24.495	23.781	88.3	78.4

Lap	Time of Day	Lap Tm	S1	S2	S3	S2Spd	SFSpd
(35) Logan PATTERSON							
1	9:37:01.761			29.107	21.227	84.9	83.4
2	9:38:10.646	1:08.885	22.506	26.474	19.905	87.4	84.8
3	9:39:20.001	1:09.355	21.764	27.372	20.219	86.6	85.3
4	9:40:27.674	1:07.673	21.775	26.048	19.850	87.5	85.3
5	9:41:35.420	1:07.746	21.733	26.191	19.822	87.4	85.6
6	9:42:43.211	1:07.791	21.823	26.267	19.701	87.6	85.9
7	9:43:50.333	1:07.122	21.711	26.064	19.347	88.4	86.4
8	9:44:57.266	1:06.933	21.230	26.183	19.520	86.5	85.9
9	9:46:04.059	1:06.793	21.449	26.140	19.204	87.5	86.6

Clerk of the Course

Orbits

Sig : _____ **Time :** _____
Chief Timekeeper : Ian Sharp (SMART Timing)
Results available at www.smart-timing.co.uk and www.speedhive.com
Printed: 30/05/2026 09:48:22

KMSC National Motorcycle racing

Sorted on best lap time

Scottish Championship Pre-Injection 600

Knockhill 1.267 miles

Warm Up

30/05/2026 10:00

Practice (10:00 Time) started at 9:48:16

Pos	No.	Name	Make/Model	CC	Class	Laps	Best Tm	Diff	Best Speed	Avg. Speed
1	75	Harry PULLAR	Triumph	765	PI6	9	53.688		84.956	68.541
2	31	Daniel COOPER	Yamaha	600	PI6	10	54.147	0.459	84.235	77.101
3	99	Paul ROGERS	Yamaha	600	PI6	10	54.611	0.923	83.520	75.795
4	54	Robbie CRIGHTON	Yamaha	600	PI6	9	54.639	0.951	83.477	75.465
5	26	Charlie REYNOLDS	Yamaha	600	PI6	8	54.776	1.088	83.268	62.514
6	141	Arthur CHRISTIE	Yamaha	600	PI6	8	55.231	1.543	82.582	61.299
7	8	Alan McGREGOR	Yamaha	600	PI6	9	55.463	1.775	82.237	66.582
8	3	Liam MACKIE	Yamaha	600	PI6	9	55.715	2.027	81.865	72.856
9	7	Jon-Paul ADIE	Yamaha	600	PI6	10	55.828	2.140	81.699	73.231
10	89	David MUNRO	Yamaha	600	PI6	8	55.914	2.226	81.573	58.742
11	85	Scott KIRKPATRICK	Yamaha	599	PI6	9	56.238	2.550	81.103	66.633
12	76	Scott CRAWFORD	Yamaha	600	PI6	8	56.584	2.896	80.607	72.050
13	2	Archie O'DONNELL	Yamaha	600	PI6	10	56.759	3.071	80.359	73.801
14	15	James CRAWFORD	Yamaha	600	PI6	9	57.428	3.740	79.423	66.027
15	42	John ANDERSON	Yamaha	600	PI6	10	57.596	3.908	79.191	73.115
16	58	Barry STEWART	Yamaha	600	PI6	5	59.486	5.798	76.675	67.574
17	44	Pat CLEMENTS	Yamaha	600	PI6	5	1:02.597	8.909	72.864	54.535
18	97	Darren ANDERSON	Suzuki	600	PI6	6	1:06.853	13.165	68.226	63.376
19	721	Ross SHEARER	Kawasaki	600	PI6	1		-	-	58.095
20	421	Gregor COOPER	Kawasaki	600	PI6	1		-	-	39.381

Clerk of the Course

Orbits

Sig : Time :

Chief Timekeeper : Ian Sharp (SMART Timing)

Results available at www.smart-timing.co.uk and www.speedhive.com

Printed: 30/05/2026 10:08:16

KMSC National Motorcycle racing
Scottish Championship Pre-Injection 600
Knockhill 1.267 miles
Warm Up
30/05/2026 10:00
Practice (10:00 Time) started at 9:48:16

Lap	Time of Day	Lap Tm	S1	S2	S3	S2Spd	SFSpd
(75) Harry PULLAR							
1	9:50:11.648			21.976	16.351	116.5	116.7
2	9:54:23.700	3:02.050		22.933	16.349	117.5	116.3
3	9:55:19.482	55.782	18.553	21.230	15.999	119.8	116.1
4	9:56:14.736	55.254	18.885	20.665	15.704	118.6	115.1
5	9:57:09.619	54.883	18.034	20.679	16.170	118.4	114.7
6	9:58:04.158	54.539	18.141	20.875	15.523	118.6	116.3
7	9:58:57.974	53.816	17.989	20.322	15.505	118.8	115.7
8	9:59:52.595	54.621	18.031	20.605	15.985	118.8	116.1
9	10:00:46.283	53.688	17.971	20.418	15.299	120.0	116.3

Lap	Time of Day	Lap Tm	S1	S2	S3	S2Spd	SFSpd
(31) Daniel COOPER							
1	9:49:19.465			21.715	16.786		118.4
2	9:50:15.468	56.003	18.891	21.166	15.946		119.0
3	9:54:15.799	2:53.207		20.973	15.896		119.4
4	9:55:10.633	54.834	18.757	20.445	15.632	120.0	
5	9:56:04.882	54.249	17.901	20.697	15.651		117.3
6	9:56:59.029	54.147	18.031	20.454	15.662		118.8
7	9:57:54.114	55.085	18.531	20.870	15.684		118.6
8	9:58:48.747	54.633	18.224	20.769	15.640		117.7
9	9:59:43.324	54.577	18.237	20.607	15.733		119.8
10	10:00:38.948	55.624	18.375	21.292	15.957		119.2

Lap	Time of Day	Lap Tm	S1	S2	S3	S2Spd	SFSpd
(99) Paul ROGERS							
1	9:49:41.799			21.821	15.828	118.6	115.5
2	9:50:38.640	56.841	18.457	22.497	15.887	119.6	117.9
3	9:54:19.700	2:30.564	3:03.219	22.161	15.680	119.4	117.3
4	9:55:15.547	55.847	18.660	21.716	15.471	119.4	117.5
5	9:56:10.158	54.611	18.239	21.010	15.362	120.5	117.9
6	9:57:04.922	54.764	18.096	21.292	15.376	119.0	117.3
7	9:58:00.566	55.644	18.687	21.368	15.589	120.5	116.9
8	9:58:55.728	55.162	18.430	21.302	15.430	120.5	117.3
9	9:59:50.651	54.923	18.303	21.179	15.441	120.5	115.7
10	10:00:49.137	58.486	18.411	21.281	18.794	120.0	40.1

Lap	Time of Day	Lap Tm	S1	S2	S3	S2Spd	SFSpd
(54) Robbie CRIGHTON							
1	9:49:15.280			21.324	15.639		117.5
2	9:50:10.900	55.620	18.329	21.408	15.883		117.7
3	9:54:15.565	2:58.480		21.315	15.799		116.7
4	9:55:10.204	54.639	18.395	20.735	15.509		116.7
5	9:56:04.931	54.727	18.104	20.795	15.828		115.9
6	9:56:59.990	55.059	18.197	21.170	15.692		116.5
7	9:57:54.824	54.834	18.209	20.960	15.665		115.9
8	9:58:50.013	55.189	18.220	20.766	16.203		111.8
9	9:59:51.328	1:01.315	18.137	21.222	21.956		27.5

Lap	Time of Day	Lap Tm	S1	S2	S3	S2Spd	SFSpd
(26) Charlie REYNOLDS							
1	9:49:14.598			21.309	15.999		112.8
2	9:50:10.283	55.685	18.349	21.262	16.074		113.5
3	9:54:15.784	3:00.862		21.434	16.103		114.9
4	9:55:10.560	54.776	18.470	20.614	15.692		115.7
5	9:56:05.462	54.902	18.244	20.731	15.927		112.8
6	9:57:15.045	1:09.583	19.133	29.507	20.943		42.4
7	9:59:36.042	2:20.997	1:42.225	22.852	15.920		111.1
8	10:00:31.065	55.023	18.393	20.609	16.021		111.8

Lap	Time of Day	Lap Tm	S1	S2	S3	S2Spd	SFSpd
(141) Arthur CHRISTIE							
1	9:50:28.268			22.334	16.902	110.0	116.5
2	9:54:22.492	2:39.925		23.187	16.789	106.7	117.3
3	9:55:20.273	57.781	19.276	21.858	16.647	116.9	117.9
4	9:56:17.710	57.437	19.523	21.680	16.234	121.8	118.6
5	9:57:13.717	56.007	19.136	21.312	15.559	109.5	118.6
6	9:58:08.948	55.231	18.595	20.912	15.724		114.7
7	9:59:10.505	1:01.557	19.743	21.716	20.098	114.3	44.6
8	10:00:42.634	1:32.129	55.160	21.135	15.834	120.0	116.1

Lap	Time of Day	Lap Tm	S1	S2	S3	S2Spd	SFSpd
(8) Alan McGREGOR							
1	9:50:30.218			23.150	16.942	117.5	116.9
2	9:54:25.312	2:39.030		23.137	17.481	119.6	116.1
3	9:55:23.156	57.844	19.430	22.298	16.116	120.5	118.1
4	9:56:20.065	56.909	19.403	21.602	15.904	121.1	117.7
5	9:57:17.226	57.161	18.893	21.517	16.751	121.4	117.1
6	9:58:15.715	58.489	19.642	22.544	16.303	119.6	118.6

Lap	Time of Day	Lap Tm	S1	S2	S3	S2Spd	SFSpd
7	9:59:12.019	56.304	19.007	21.284	16.013	120.3	118.8
8	10:00:07.482	55.463	18.461	21.029	15.973	119.4	116.9
9	10:01:03.899	56.417	18.802	21.417	16.198	119.2	115.9
(3) Liam MACKIE							
1	9:49:19.075			22.905	16.743		115.5
2	9:50:16.897	57.822	19.575	21.976	16.271		115.7
3	9:54:25.663	3:01.738		22.952	16.368		116.5
4	9:55:24.172	58.509	19.300	22.460	16.749		114.7
5	9:56:20.617	56.445	18.963	21.541	15.941		117.1
6	9:57:17.809	57.192	19.000	21.499	16.693		116.7
7	9:58:15.579	57.770	19.476	22.243	16.051		116.3
8	9:59:11.294	55.715	18.395	21.201	16.119		115.7
9	10:00:10.808	59.514	18.667	21.512	19.335		36.2

Lap	Time of Day	Lap Tm	S1	S2	S3	S2Spd	SFSpd
(7) Jon-Paul ADIE							
1	9:49:24.840			23.778	17.317		115.5
2	9:50:23.423	58.583	19.347	22.877	16.359		118.8
3	9:54:24.497	2:49.542		23.464	16.801		118.8
4	9:55:22.593	58.096	19.733	22.604	15.759		119.4
5	9:56:19.136	56.543	18.837	21.733	15.973		122.2
6	9:57:16.555	57.419	19.058	21.929	16.432		118.8
7	9:58:14.527	57.972	19.968	22.072	15.932		119.0
8	9:59:11.239	56.712	18.682	21.418	16.612		117.5
9	10:00:07.067	55.828	18.504	21.149	16.175		117.5
10	10:01:10.204	1:03.137	18.945	21.464	22.728		29.4

Lap	Time of Day	Lap Tm	S1	S2	S3	S2Spd	SFSpd
(89) David MUNRO							
1	9:54:28.445			23.192	17.284	113.9	113.9
2	9:55:27.609	59.164	20.033	22.534	16.597	115.9	114.1
3	9:56:25.233	57.624	19.461	21.857	16.306	116.5	114.1
4	9:57:22.736	57.503	19.337	21.756	16.410	116.5	114.1
5	9:58:19.548	56.812	18.907	21.703	16.202	116.9	114.7
6	9:59:16.311	56.763	18.827	21.811	16.125	117.1	114.7
7	10:00:12.225	55.914	18.585	21.353	15.976	117.9	115.1
8	10:01:08.539	56.314	18.517	21.753	16.044	117.1	115.1

Lap	Time of Day	Lap Tm	S1	S2	S3	S2Spd	SFSpd
(85) Scott KIRKPATRICK							
1	9:50:07.685			24.129	16.922	113.5	115.7
2	9:54:18.924	2:59.433		22.837	16.577	117.9	116.5
3	9:55:15.913	56.989	19.120	21.997	15.872	119.2	117.3
4	9:56:12.665	56.752	18.828	21.890	16.034	119.4	117.5
5	9:57:09.807	57.142	18.856	22.141	16.145	114.5	117.9
6	9:58:06.045	56.238	18.902	21.542	15.794	121.1	117.7
7	9:59:03.022	56.977	18.522	21.926	16.529	119.6	116.7
8	10:00:00.751	57.729	19.042	22.101	16.586	114.7	115.7
9	10:01:03.435	1:02.684	18.913	22.291	21.480	114.1	32.0

Lap	Time of Day	Lap Tm	S1	S2	S3	S2Spd	SFSpd
(76) Scott CRAWFORD							
1	9:49:19.792						

KMSC National Motorcycle racing

Scottish Championship Pre-Injection 600

Knockhill 1.267 miles

Warm Up

30/05/2026 10:00

Practice (10:00 Time) started at 9:48:16

Lap	Time of Day	Lap Tm	S1	S2	S3	S2Spd	SFSpd	Lap	Time of Day	Lap Tm	S1	S2	S3	S2Spd	SFSpd
4	9:56:18.521	58.336	19.387	22.606	16.343	117.1	116.1								
5	9:57:17.595	59.074	19.236	22.386	17.452	115.7	115.3								
6	9:58:16.546	58.951	20.034	22.720	16.197	117.5	116.5								
7	9:59:13.974	57.428	19.060	22.131	16.237	115.5	116.7								
8	10:00:11.459	57.485	19.082	22.180	16.223	115.5	115.5								
9	10:01:09.089	57.630	18.904	22.389	16.337	115.5	115.9								

(42) John ANDERSON

1	9:49:25.425			24.065	17.948		116.5
2	9:50:25.255	59.830	20.187	22.696	16.947		116.7
3	9:54:20.563	2:41.243		22.835	16.850		116.7
4	9:55:19.070	58.507	19.607	22.200	16.700		116.1
5	9:56:17.634	58.564	19.726	21.775	17.063		116.7
6	9:57:15.964	58.330	19.839	21.853	16.638		116.7
7	9:58:13.560	57.596	19.220	21.996	16.380		117.1
8	9:59:11.890	58.330	19.236	21.613	17.481		114.9
9	10:00:10.090	58.200	19.701	21.702	16.797		113.0
10	10:01:11.199	1:01.109	19.335	22.053	19.721		32.5

(58) Barry STEWART

1	9:49:24.901			24.176	17.859		112.8
2	9:50:24.387	59.486	20.041	22.846	16.599		114.5
3	9:54:23.920	2:46.148		22.973	17.289		112.8
4	9:55:24.077	1:00.157	20.087	23.065	17.005		115.7
5	9:56:24.861	1:00.784	19.865	22.645	18.274		100.9

(44) Pat CLEMENTS

1	9:49:52.613			25.712	18.374		113.2
2	9:54:32.481	3:30.014		24.530	17.270		115.7
3	9:55:37.037	1:04.556	21.899	24.957	17.700		113.4
4	9:56:39.634	1:02.597	20.589	24.585	17.423		113.0
5	9:57:45.552	1:05.918	20.789	24.094	21.035		27.7

(97) Darren ANDERSON

1	9:49:35.757			28.114	19.559		105.0
2	9:50:43.488	1:07.731	22.523	26.301	18.907		107.2
3	9:54:31.505	2:35.031	3:02.656	25.308	20.053	100.9	96.1
4	9:55:39.622	1:08.117	22.329	25.292	20.496		96.0
5	9:56:46.475	1:06.853	22.524	24.956	19.373		103.7
6	9:57:59.187	1:12.712	22.028	24.694	25.990	90.0	27.3

(721) Ross SHEARER

1	9:49:35.478			26.772	19.666		102.3
---	-------------	--	--	---------------	---------------	--	--------------

(421) Gregor COOPER

1	9:50:12.788			26.227	19.964		103.2
---	-------------	--	--	---------------	---------------	--	--------------

Clerk of the Course

Orbits

Sig : Time :
 Chief Timekeeper : Ian Sharp (SMART Timing)
 Results available at www.smart-timing.co.uk and www.speedhive.com

Printed: 30/05/2026 10:08:57

KMSC National Motorcycle racing

Sorted on best lap time

Scottish Championship Superbikes & KMSC Clubman

Knockhill 1.267 miles

Warm Up

30/05/2026 10:15

Practice (10:00 Time) started at 10:06:25

Pos	No.	Name	Make/Model	CC	Class	Laps	Best Tm	Diff	Best Speed	Avg. Speed
1	79	Bruce BIRNIE	BMW	1000	SB	9	51.712		88.202	78.751
2	88	Sean McTAGGART	BMW	1000	SB	8	52.053	0.341	87.624	84.647
3	12	Ben McLUSKEY	Yamaha	1000	C	9	52.296	0.584	87.217	79.179
4	41	Mark WOODS	Yamaha	1000	C	9	52.714	1.002	86.525	64.874
5	91	Tommy FENWICK	BMW	1000	C	5	53.002	1.290	86.055	80.150
6	8	Steven McCREIGHT	Suzuki	1000	C	11	53.284	1.572	85.600	80.172
7	71	Gavin JONES	Honda	1000	SB	10	53.863	2.151	84.680	77.874
8	67	William McNEILL	Yamaha	998	C	11	54.258	2.546	84.063	79.749
9	9	Craig STEWART	BMW	1000	C	9	55.831	4.119	81.695	67.939
10	17	Robert CARSON	Yamaha	998	C	6	57.057	5.345	79.939	75.763

Clerk of the Course

Orbits

Sig : Time :

Chief Timekeeper : Ian Sharp (SMART Timing)

Results available at www.smart-timing.co.uk and www.speedhive.com

Printed: 30/05/2026 10:18:15

KMSC National Motorcycle racing

Scottish Championship Superbikes & KMSC Clubman

Knockhill 1.267 miles

Warm Up

30/05/2026 10:15

Practice (10:00 Time) started at 10:06:25

Lap	Time of Day	Lap Tm	S1	S2	S3	S2Spd	SFSpd
(79) Bruce BIRNIE							
1	10:07:24.274			21.239	15.284		131.6
2	10:08:17.437	53.163	17.674	20.497	14.992		126.9
3	10:09:13.698	56.261	17.711	20.369	18.181		40.5
4	10:10:40.353	1:26.655	51.166	20.661	14.828		131.1
5	10:11:32.619	52.266	17.307	20.236	14.723		133.7
6	10:12:25.489	52.870	17.696	20.546	14.628		131.8
7	10:13:17.256	51.767	17.156	19.915	14.696		132.9
8	10:14:08.968	51.712	17.237	19.772	14.703		134.2
9	10:15:06.700	57.732	17.105	19.857	20.770		31.7

(88) Sean McTAGGART							
1	10:07:24.587			21.994	15.795		130.3
2	10:08:18.537	53.950	18.274	20.426	15.250		130.1
3	10:09:11.410	52.873	17.920	19.992	14.961		130.6
4	10:10:03.762	52.352	17.696	19.881	14.775		132.1
5	10:10:56.009	52.247	17.610	19.987	14.650		132.9
6	10:11:48.062	52.053	17.589	19.695	14.769		130.3
7	10:12:40.131	52.069	17.551	19.863	14.655		132.1
8	10:13:36.505	56.374	17.679	19.873	18.822		35.5

(12) Ben McLUSKEY							
1	10:07:44.012			22.557	15.864		125.4
2	10:08:39.495	55.483	18.727	21.238	15.518		126.6
3	10:09:33.776	54.281	18.329	20.770	15.182		127.8
4	10:10:27.210	53.434	17.997	20.530	14.907		130.3
5	10:11:21.172	53.962	17.875	20.622	15.465		129.6
6	10:12:14.373	53.201	17.920	20.326	14.955		129.1
7	10:13:07.244	52.871	17.947	20.184	14.740		130.6
8	10:13:59.540	52.296	17.703	19.969	14.624		129.8
9	10:15:03.881	1:04.341	18.260	20.691	25.390		35.1

(41) Mark WOODS							
1	10:08:43.428			22.018	16.142	130.6	127.6
2	10:09:38.867	55.439	18.657	20.937	15.845		124.5
3	10:10:32.569	53.702	18.214	20.250	15.238		126.6
4	10:11:25.757	53.188	17.797	20.182	15.209	128.6	130.6
5	10:12:18.959	53.202	17.615	20.231	15.356		127.6
6	10:13:11.673	52.714	17.657	20.035	15.022		128.6
7	10:14:18.578	1:06.905	18.125	22.033	26.747		35.8
8	10:16:04.248	1:45.670	1:08.964	20.970	15.736	131.8	126.6
9	10:16:58.199	53.951	18.104	20.557	15.290		128.3

(91) Tommy FENWICK							
1	10:07:26.828			21.795	16.273	124.0	123.6
2	10:08:21.625	54.797	18.279	21.053	15.465		125.0
3	10:09:14.749	53.124	17.497	20.274	15.353		125.2
4	10:10:07.751	53.002	17.614	20.204	15.184		124.0
5	10:11:09.969	1:02.218	17.567	20.333	24.318	124.5	27.3

(8) Steven McCREIGHT							
1	10:07:44.387			22.055	15.875	131.1	132.9
2	10:08:40.346	55.959	19.024	21.002	15.933	130.8	126.4
3	10:09:34.722	54.376	18.499	20.587	15.290	133.4	130.1
4	10:10:28.624	53.902	18.347	20.390	15.165	132.6	132.1
5	10:11:22.052	53.428	17.935	20.360	15.133	133.9	134.8
6	10:12:15.419	53.367	18.241	19.961	15.165	134.2	131.3
7	10:13:08.703	53.284	18.201	20.150	14.933	133.4	131.1
8	10:14:02.762	54.059	18.157	20.647	15.255	131.1	119.4
9	10:14:57.536	54.774	18.700	21.067	15.007	132.4	130.3
10	10:15:53.466	55.930	18.712	21.444	15.774	122.5	130.8
11	10:16:51.240	57.774	18.723	22.270	16.781	107.2	125.2

(71) Gavin JONES							
1	10:08:00.758			21.920	16.171	124.3	128.6
2	10:08:56.127	55.369	19.054	21.041	15.274	132.4	129.8
3	10:09:50.834	54.707	18.526	20.650	15.531	131.8	131.6
4	10:10:45.182	54.348	18.254	20.688	15.406	133.7	127.6
5	10:11:39.801	54.619	18.670	20.525	15.424	133.4	129.8
6	10:12:33.692	53.891	18.191	20.367	15.333	133.7	129.8
7	10:13:27.555	53.863	18.208	20.711	14.944	131.8	132.4
8	10:14:21.486	53.931	18.249	20.386	15.296	132.6	131.3
9	10:15:15.411	53.925	18.284	20.422	15.219	135.6	129.3

Lap	Time of Day	Lap Tm	S1	S2	S3	S2Spd	SFSpd
(67) William McNEILL							
10	10:16:11.135	55.724	18.320	20.481	16.923	133.4	49.1
1	10:07:31.104			23.282	16.045		125.4
2	10:08:27.423	56.319	19.233	21.512	15.574		128.6
3	10:09:22.456	55.033	18.438	21.256	15.339		128.6
4	10:10:16.735	54.279	18.238	20.878	15.163	131.1	125.7
5	10:11:11.673	54.938	18.322	21.187	15.429	130.3	127.6
6	10:12:06.513	54.840	18.354	21.026	15.460		127.1
7	10:13:01.147	54.634	18.212	21.016	15.406		126.9
8	10:13:55.871	54.724	18.473	20.831	15.420		125.4
9	10:14:50.129	54.258	18.267	20.835	15.156		127.8
10	10:15:45.388	55.259	18.639	20.803	15.817	131.8	125.7
11	10:16:54.557	1:09.169	18.778	21.825	28.566	123.8	21.4

(9) Craig STEWART							
1	10:08:40.981			24.934	17.425	115.9	122.0
2	10:09:38.951	57.970	19.177	22.428	16.365	120.5	120.7
3	10:10:35.372	56.421	18.813	21.637	15.971	126.9	126.6
4	10:11:31.548	56.176	18.433	21.639	16.104	124.0	125.7
5	10:12:27.379	55.831	18.429	21.579	15.823	126.6	126.1
6	10:13:23.659	56.280	18.490	21.700	16.090	123.4	126.6
7	10:14:19.914	56.255	18.662	21.721	15.872	121.6	124.5
8	10:15:19.070	59.156	18.684	21.533	18.939	124.3	46.5
9	10:16:29.655	1:10.585	31.724	22.368	16.493	122.0	116.7

(17) Robert CARSON							
1	10:07:32.141			23.380	16.542		120.3
2	10:08:29.924	57.783	19.732	22.142	15.909		121.6
3	10:09:27.330	57.406	19.026	22.159	16.221		122.5
4	10:10:24.504	57.174	18.894	22.223	16.057		124.5
5	10:11:21.561	57.057	18.798	22.020	16.239		120.7
6	10:12:26.650	1:05.089	19.051	22.214	23.824		34.5

Clerk of the Course

Orbits

Sig : Time :
 Chief Timekeeper : Ian Sharp (SMART Timing)
 Results available at www.smart-timing.co.uk and www.speedhive.com



KMSC National Motorcycle racing
Sorted on best lap time
Scottish Championship CB500's
Knockhill 1.267 miles
Qualifying 1
30/05/2026 10:30
Practice (10:00 Time) started at 10:19:05

Pos	No.	Name	Make/Model	CC	Class	Laps	Best Tm	Diff	Best Speed	Avg. Speed
1	172	Steven ALLAN	Honda	CB500	CB	8	59.625		76.496	69.008
2	38	Ronan MEEK	Honda	CB500	CB	8	1:01.431	1.806	74.247	65.980
3	70	Martin LYELL	Honda	CB500	CB	8	1:01.761	2.136	73.851	68.878
4	10	Declan MacLENNAN	Honda	CB500	CB	5	1:02.056	2.431	73.500	71.136
5	187	Fraser MUTCH	Honda	CB500	CB	5	1:02.152	2.527	73.386	53.983
6	97	Graeme JOHNSTONE	Honda	CB500	CB	2	1:02.206	2.581	73.322	72.459
7	87	Finn CHALK	Honda	CB500	CB	5	1:02.384	2.759	73.113	71.517
8	7	Graham LYELL	Honda	CB500	CB	10	1:02.563	2.938	72.904	71.289
9	80	Drew PATON	Honda	CB500	CB	9	1:03.091	3.466	72.294	63.755
10	303	Jamie ANDERSON	Honda	CB500	CB	3	1:04.326	4.701	70.906	56.555
11	68	Graham FARQUHARSON	Honda	CB500	CB	5	1:04.464	4.839	70.754	69.545
12	36	Crichton CAMPBELL	Honda	CB500	CB	5	1:04.785	5.160	70.404	66.783
13	116	Dylan WAPLINGTON	Honda	CB500	CB	6	1:05.297	5.672	69.851	66.193
14	189	David MUNRO	Honda	CB500	CB	5	1:05.389	5.764	69.753	65.579
15	17	Robert COLEMAN	Honda	CB500	CB	7	1:05.805	6.180	69.312	65.803
16	19	Dave FORDYCE	Honda	CB500	CB	8	1:06.097	6.472	69.006	61.432
17	179	Paul CHAMBERLAIN	Honda	CB500	CB	8	1:06.410	6.785	68.681	60.239
18	85	James HESSON	Honda	CB500	CB	8	1:07.872	8.247	67.201	56.560
19	88	Chris GALLETTY	Honda	CB500	CB	6	1:09.833	10.208	65.314	53.425
20	29	Ewan AUSTIN	Honda	CB500	CB	3	1:10.104	10.479	65.062	24.583
21	139	Charlene LESSELLS	Honda	CB500	CB	5	1:10.343	10.718	64.841	44.961
22	33	William MALCOLM	Honda	CB500	CB	7	1:10.364	10.739	64.821	60.710
23	244	Nathan MOCHAN	Honda	CB500	CB	7	1:10.578	10.953	64.625	61.587
24	331	Neil RAE	Honda	CB500	CB	7	1:10.693	11.068	64.520	62.845
25	1	Barry STEWART	Honda	CB500	CB	3	1:14.196	14.571	61.474	21.364
26	535	Chris FENTON	Honda	CB500	CB	7	1:16.483	16.858	59.635	52.752

Clerk of the Course
Orbits
Sig : Time :
Chief Timekeeper : Ian Sharp (SMART Timing)
Results available at www.smart-timing.co.uk and www.speedhive.com
Printed: 30/05/2026 10:31:37

Lap	Time of Day	Lap Tm	S1	S2	S3	S2Spd	SFSpd
(172) Steven ALLAN							
1	10:20:37.472			23.466	18.111	95.5	91.8
2	10:21:37.910	1:00.438	19.868	22.392	18.178	98.0	91.9
3	10:22:42.068	1:04.158	20.294	22.724	21.140	96.3	93.2
4	10:23:44.435	1:02.367	21.135	23.451	17.781	98.0	92.7
5	10:24:45.146	1:00.711	20.087	22.796	17.828	98.7	93.5
6	10:25:45.723	1:00.577	19.714	23.209	17.654	96.8	92.9
7	10:26:45.348	59.625	19.481	22.425	17.719	97.5	93.2
8	10:27:54.006	1:08.658	20.618	24.531	23.509	95.7	28.9

Lap	Time of Day	Lap Tm	S1	S2	S3	S2Spd	SFSpd
(38) Ronan MEEK							
1	10:20:53.915			23.952	18.656	93.6	88.6
2	10:21:56.135	1:02.220	20.914	23.391	17.915	94.0	90.2
3	10:22:57.566	1:01.431	20.232	23.179	18.020	94.5	90.1
4	10:24:00.096	1:02.530	20.459	23.639	18.432	95.2	90.9
5	10:25:02.823	1:02.727	21.052	23.615	18.060	93.9	90.6
6	10:26:05.076	1:02.253	20.739	23.465	18.049	94.3	89.6
7	10:27:08.389	1:03.313	20.727	23.983	18.603	93.1	89.7
8	10:28:18.278	1:09.889	21.663	24.485	23.741	93.1	31.2

Lap	Time of Day	Lap Tm	S1	S2	S3	S2Spd	SFSpd
(70) Martin LYELL							
1	10:20:07.296			23.693	18.191		90.2
2	10:21:09.057	1:01.761	20.368	23.249	18.144	95.2	90.0
3	10:22:11.459	1:02.402	20.246	23.828	18.328	94.5	90.2
4	10:23:14.362	1:02.903	20.532	23.977	18.394	94.1	89.8
5	10:24:22.029	1:07.667	21.252	26.821	19.594	86.5	89.2
6	10:25:24.485	1:02.456	20.538	23.665	18.253		90.2
7	10:26:41.723	1:17.238	25.794	31.394	20.050	89.0	89.1
8	10:27:55.006	1:13.283	20.559	25.073	27.651	54.6	28.3

Lap	Time of Day	Lap Tm	S1	S2	S3	S2Spd	SFSpd
(10) Declan MacLENNAN							
1	10:20:06.275			23.530	17.933	93.7	90.2
2	10:21:08.331	1:02.056	20.595	23.310	18.151	93.9	91.3
3	10:22:11.019	1:02.688	20.639	23.991	18.058	94.0	90.6
4	10:23:14.133	1:03.114	20.666	23.763	18.685	95.3	88.3
5	10:24:25.836	1:11.703	21.272	26.229	24.202		30.7

Lap	Time of Day	Lap Tm	S1	S2	S3	S2Spd	SFSpd
(187) Fraser MUTCH							
1	10:21:47.988			24.190	18.465	94.4	91.1
2	10:22:52.347	1:04.359	20.628	24.035	19.696	95.1	91.3
3	10:23:55.400	1:03.053	20.744	24.256	18.053	96.6	92.4
4	10:24:57.552	1:02.152	20.971	23.416	17.765	95.5	92.8
5	10:26:07.708	1:10.156	21.768	24.614	23.774	91.9	31.5

Lap	Time of Day	Lap Tm	S1	S2	S3	S2Spd	SFSpd
(97) Graeme JOHNSTONE							
1	10:20:08.936			23.877	18.334		92.7
2	10:21:11.142	1:02.206	20.705	23.693	17.808		91.4

Lap	Time of Day	Lap Tm	S1	S2	S3	S2Spd	SFSpd
(87) Finn CHALK							
1	10:20:05.292			23.260	18.049	97.1	92.9
2	10:21:08.073	1:02.781	21.143	23.368	18.270	97.3	92.8
3	10:23:55.400	1:03.053	20.744	24.256	18.053	96.6	92.4
4	10:24:57.552	1:02.152	20.971	23.416	17.765	95.5	92.8
5	10:26:07.708	1:10.156	21.768	24.614	23.774	91.9	31.5

Lap	Time of Day	Lap Tm	S1	S2	S3	S2Spd	SFSpd
(7) Graham LYELL							
1	10:20:10.179			24.304	18.289	95.6	92.1
2	10:21:12.742	1:02.563	20.740	23.843	17.980		90.8
3	10:22:16.074	1:03.332	20.959	23.963	18.410		91.3
4	10:23:19.302	1:03.228	20.866	24.122	18.240	96.3	91.9
5	10:24:22.554	1:03.252	21.169	23.965	18.118		92.9
6	10:25:25.794	1:03.240	21.073	24.163	18.004		93.3
7	10:26:30.878	1:05.084	22.537	24.130	18.417	97.5	93.7
8	10:27:36.025	1:05.147	21.237	25.310	18.600		92.1
9	10:28:40.987	1:04.962	21.832	24.492	18.638	94.0	92.8
10	10:29:45.051	1:04.064	21.198	24.393	18.473		92.1

Lap	Time of Day	Lap Tm	S1	S2	S3	S2Spd	SFSpd
(80) Drew PATON							
1	10:21:02.143			25.124	19.249		87.5
2	10:22:05.234	1:03.091	21.122	23.575	18.394		88.8
3	10:23:08.642	1:03.408	20.715	23.970	18.723		89.6
4	10:24:14.797	1:06.155	21.232	25.628	19.295		88.5
5	10:25:21.304	1:06.507	21.469	24.949	20.089		87.3

Lap	Time of Day	Lap Tm	S1	S2	S3	S2Spd	SFSpd
6	10:26:28.335	1:07.031	21.971	25.934	19.126		89.8
7	10:27:35.296	1:06.961	21.739	25.896	19.326		88.6
8	10:28:41.935	1:06.639	22.073	25.688	18.878		90.7
9	10:29:49.117	1:07.182	21.644	26.452	19.086		89.1

Lap	Time of Day	Lap Tm	S1	S2	S3	S2Spd	SFSpd
(303) Jamie ANDERSON							
1	10:20:57.707			25.519	19.649		82.5
2	10:22:02.870	1:05.163	21.163	24.614	19.386		83.6
3	10:23:07.196	1:04.326	21.025	24.248	19.053	89.5	84.0

Lap	Time of Day	Lap Tm	S1	S2	S3	S2Spd	SFSpd
(68) Graham FARQUHARSON							
1	10:20:09.028			24.194	18.871	89.7	87.4
2	10:21:13.653	1:04.625	21.140	24.259	19.226		91.3
3	10:22:18.117	1:04.464	21.119	24.094	19.251		90.3
4	10:23:23.597	1:05.480	21.796	24.389	19.295		89.6
5	10:24:33.173	1:09.576	22.201	25.200	22.175		88.2


Lap	Time of Day	Lap Tm	S1	S2	S3	S2Spd	SFSpd
(36) Crichton CAMPBELL							
1	10:20:12.747			24.676	19.125		88.8
2	10:21:17.701	1:04.954	21.049	25.167	18.738		93.2
3	10:22:22.486	1:04.785	21.137	24.314	19.334		93.1
4	10:23:28.529	1:06.043	21.580	24.685	19.778		92.1
5	10:24:46.734	1:18.205	21.668	27.166	29.371		33.7

Lap	Time of Day	Lap Tm	S1	S2	S3	S2Spd	SFSpd
(116) Dylan WAPLINGTON							
1	10:20:23.652			25.619	20.419		92.2
2	10:21:29.333	1:05.681	21.719	24.768	19.194		93.7
3	10:22:41.029	1:11.696	22.901	26.850	21.945		93.6
4	10:23:47.611	1:06.582	22.835	24.965	18.782		92.4
5	10:24:53.389	1:05.778	21.621	24.634	19.523		92.9
6	10:25:58.686	1:05.297	21.817	24.816	18.664		91.3

Lap	Time of Day	Lap Tm	S1	S2	S3	S2Spd	SFSpd
(189) David MUNRO							
1	10:20:12.947						90.4
2	10:21:18.336	1:05.389	21.997	24.630	18.762		90.8
3	10:22:25.034	1:06.698	21.749	24.986	19.963		89.1
4	10:23:35.001	1:09.967	23.591				89.2
5	10:24:53.004	1:18.003	24.542	27.285	26.176		28.5

Lap	Time of Day	Lap Tm	S1	S2	S3	S2Spd	SFSpd
(17) Robert COLEMAN							
1	10:20:23.103			27.887	20.482		78.3
2	10:21:28.908	1:05.805	21.437	24.967	19.401		91.9
3	10:22:38.812	1:09.904	23.064	26.972	19.868		92.8
4	10:23:45.122	1:06.310	22.206	25.091	19.013		90.3
5	10:24:52.517	1:07.395	22.442	25.697	19.256		90.1
6	10:25:59.380	1:06.863	22.239	25.596	19.028		91.7
7	10:27:10.447	1:11.067	22.490	25.802	22.775		89.6

Lap	Time of Day	Lap Tm	S1	S2	S3	S2Spd	SFSpd
(19) Dave FORDYCE							
1	10:20:53.345			25.451	19.381		88.8
2	10:21:59.442	1:06.097	22.016	25.017	19.064		89.2
3	10:23:06.048	1:06.606	21.966	25.268	19.372		89.2
4	10:24:15.963	1:09.915	23.182	26.931	19.802	</	



Lap	Time of Day	Lap Tm	S1	S2	S3	S2Spd	SFSpd
6	10:27:29.344	1:07.872	22.040	25.902	19.930	94.4	90.4
7	10:28:39.416	1:10.072	22.992	27.044	20.036	94.0	90.1
8	10:29:50.379	1:10.963	23.538	26.887	20.538	92.3	90.9

(88) Chris GALLETLY

1	10:21:41.947						85.1
2	10:22:52.727	1:10.780	23.459				87.5
3	10:24:02.560	1:09.833	22.581				86.7
4	10:25:14.590	1:12.030	23.397				87.5
5	10:26:25.868	1:11.278	24.538				87.0
6	10:27:37.494	1:11.626	23.206				88.2

(29) Ewan AUSTIN

1	10:20:58.451			25.426	20.027	89.6	87.3
2	10:22:08.555	1:10.104	22.168	25.080	22.856	90.9	33.6
3	10:28:21.859	6:13.304	5:14.951	29.461	28.892	87.2	29.8

(139) Charlene LESSELLS

1	10:20:17.477			26.924	20.278	86.7	87.7
2	10:21:27.820	1:10.343	23.173	26.902	20.268	87.3	87.3
3	10:22:39.313	1:11.493	23.217	27.123	21.153	87.4	87.7
4	10:24:55.361	2:16.048	25.713	1:21.608	28.727	70.3	27.1
5	10:27:32.479	2:37.118	1:37.777	30.058	29.283	73.8	29.9

(33) William MALCOLM

1	10:20:18.131			26.754	20.326	93.7	88.9
2	10:21:28.495	1:10.364	22.858	26.776	20.730	93.3	89.7
3	10:22:41.063	1:12.568	23.208	26.925	22.435	94.1	87.5
4	10:23:57.917	1:16.854	24.458	30.482	21.914	88.6	88.1
5	10:25:14.407	1:16.490	25.263	29.538	21.689	88.0	89.5
6	10:26:30.440	1:16.033	24.787	29.340	21.906	88.8	86.9
7	10:27:51.150	1:20.710	25.246	29.342	26.122	88.2	34.0

(244) Nathan MOCHAN

1	10:20:25.792			26.135	20.579	92.6	90.2
2	10:21:36.370	1:10.578	22.653	27.546	20.379	92.7	88.3
3	10:22:48.952	1:12.582	23.587	27.139	21.856	91.4	88.8
4	10:24:01.707	1:12.755	23.843	27.909	21.003	94.7	90.8
5	10:25:15.462	1:13.755	23.935	29.056	20.764	93.7	90.9
6	10:26:28.773	1:13.311	24.473	28.576	20.262	93.6	91.7
7	10:27:43.664	1:14.891	23.181	27.153	24.557	93.5	29.7

(331) Neil RAE

1	10:20:18.965			27.522	21.652		83.2
2	10:21:29.658	1:10.693	22.903				82.7
3	10:22:42.521	1:12.863	23.667				83.3
4	10:23:54.551	1:12.030	23.379				82.1
5	10:25:05.284	1:10.733	23.727				83.8
6	10:26:16.022	1:10.738	23.242				80.4
7	10:27:33.285	1:17.263	23.579	27.225	26.459		29.0

(1) Barry STEWART

1	10:27:11.408			28.217	21.165		88.9
2	10:28:31.544	1:20.136	26.496	30.880	22.760		85.8
3	10:29:45.740	1:14.196	24.419	29.048	20.729		88.4

(535) Chris FENTON

1	10:21:20.950			29.689	21.435		86.5
2	10:22:38.756	1:17.806	25.283	28.746	23.777		83.9
3	10:23:59.743	1:20.987	26.293	32.347	22.347		86.1
4	10:25:16.697	1:16.954	25.488	30.366	21.100		86.6
5	10:26:34.965	1:18.268	25.315	28.788	24.165		85.4
6	10:27:54.004	1:19.039	26.637	29.337	23.065		85.3
7	10:29:10.487	1:16.483	25.546	29.109	21.828		87.6

KMSC National Motorcycle racing

Scottish Championship CB500's

Knockhill 1.267 miles

Race 1 - 1st Race

30/05/2026 13:00

Race (10 Laps)

POLE POSITION

1	1 172 Steven ALLAN 59.625	2 38 Ronan MEEK 1:01.431	3 70 Martin LYELL 1:01.761
2	4 10 Declan MacLENNAN 1:02.056	5 187 Fraser MUTCH 1:02.152	6 97 Graeme JOHNSTONE 1:02.206
3	7 87 Finn CHALK 1:02.384	8 7 Graham LYELL 1:02.563	9 80 Drew PATON 1:03.091
4	10 303 Jamie ANDERSON 1:04.326	11 68 Graham FARQUHARSON 1:04.464	12 36 Crichton CAMPBELL 1:04.785
5	13 116 Dylan WAPLINGTON 1:05.297	14 189 David MUNRO 1:05.389	15 17 Robert COLEMAN 1:05.805
6	16 19 Dave FORDYCE 1:06.097	17 179 Paul CHAMBERLAIN 1:06.410	18 85 James HESSON 1:07.872
7	19 88 Chris GALLETLY 1:09.833	20 29 Ewan AUSTIN 1:10.104	21 139 Charlene LESSELLS 1:10.343
8	22 33 William MALCOLM 1:10.364	23 244 Nathan MOCHAN 1:10.578	24 331 Neil RAE 1:10.693
9	25 1 Barry STEWART 1:14.196	26 535 Chris FENTON 1:16.483	

Clerk of the Course

Orbits

Sig : Time :
 Chief Timekeeper : Ian Sharp (SMART Timing)
 Results available at www.smart-timing.co.uk and www.speedhive.com



KMSC National Motorcycle racing

Scottish Championship CB500's

Knockhill 1.267 miles

Race 12a - 2nd Race

31/05/2026 10:30

Race (10 Laps)

POLE POSITION

1	1 172 Steven ALLAN 59.625	2 38 Ronan MEEK 1:01.431	3 70 Martin LYELL 1:01.761
2	4 10 Declan MacLENNAN 1:02.056	5 187 Fraser MUTCH 1:02.152	6 97 Graeme JOHNSTONE 1:02.206
3	7 87 Finn CHALK 1:02.384	8 7 Graham LYELL 1:02.563	9 80 Drew PATON 1:03.091
4	10 303 Jamie ANDERSON 1:04.326	11 68 Graham FARQUHARSON 1:04.464	12 36 Crichton CAMPBELL 1:04.785
5	13 116 Dylan WAPLINGTON 1:05.297	14 189 David MUNRO 1:05.389	15 17 Robert COLEMAN 1:05.805
6	16 19 Dave FORDYCE 1:06.097	17 179 Paul CHAMBERLAIN 1:06.410	18 85 James HESSON 1:07.872
7	19 88 Chris GALLETLY 1:09.833	20 29 Ewan AUSTIN 1:10.104	21 139 Charlene LESSELLS 1:10.343
8	22 33 William MALCOLM 1:10.364	23 244 Nathan MOCHAN 1:10.578	24 331 Neil RAE 1:10.693
9	25 1 Barry STEWART 1:14.196	26 535 Chris FENTON 1:16.483	

Clerk of the Course

Orbits

Sig : Time :

Chief Timekeeper : Ian Sharp (SMART Timing)

 Results available at www.smart-timing.co.uk and www.speedhive.com

Printed: 30/05/2026 10:34:29



Sorted on best lap time

Pos	No.	Name	Make/Model	CC	Class	Laps	Best Tm	Diff	Best Speed	Avg. Speed
1	63	Jack DUNABIE	Beon	450	SL	11	51.634		88.335	79.027
2	146	Kian McDONALD	Aprilia	660	SL	11	53.101	1.467	85.895	79.058
3	123	Johnny STEWART	Aprilia	660	SL	11	53.693	2.059	84.948	83.143
4	134	Kenneth MacLEOD	BMW	900	SL	11	53.915	2.281	84.598	82.777
5	45	Marley MacKENZIE	Kawasaki	400	SL C	11	53.977	2.343	84.501	82.038
6	3	Ben McLUSKEY	BMW	900	SL	11	54.542	2.908	83.625	81.658
7	38	Adon DAVIE	Honda	250	SL	10	54.643	3.009	83.471	70.237
8	31	Lewis PATERSON		600	SL C	11	54.789	3.155	83.248	79.675
9	87	Fraser MUTCH	BMW	900	SL	8	54.840	3.206	83.171	75.916
10	19	Tyler HUMPHRIES	Beon	250	SL C	10	54.890	3.256	83.095	70.677
11	7	Finn CHALK	BMW	900	SL	9	55.571	3.937	82.077	77.704
12	93	Ryan MORRISON	Aprilia	660	SL	11	55.747	4.113	81.818	77.235
13	10	Declan MacLENNAN	BMW	900	SL	11	56.148	4.514	81.233	79.760
14	110	Chris EASTWOOD	Aprilia	660	SL	10	56.677	5.043	80.475	73.804
15	96	Zoe PATERSON	Aprilia	660	SL	11	56.727	5.093	80.404	78.155
16	2	Kade WATT	Kawasaki	400	SL C	10	57.080	5.446	79.907	74.607
17	94	Barry O'DONNELL	Aprilia	660	SL C	10	58.152	6.518	78.434	75.757
18	40	Archie ORMROD	Kawasaki	400	SL C	11	58.374	6.740	78.136	77.183
19	999	Tony ALEXANDER	BMW	900	SL	8	58.973	7.339	77.342	74.690
20	52	Michael THOMSON	KTM Kramer	690	SL C	10	1:00.365	8.731	75.559	68.095
21	22	Andrew NEIL	Yamaha	400	SL C	8	1:05.067	13.433	70.098	55.507
22	44	Evan PUNTON	Suzuki	650	SL C	6	1:05.537	13.903	69.596	66.125

Announcements

Bike No.10 - No working transponder - Please fix before 1st Race

KMSC National Motorcycle racing

Scottish Championship Lightweights

Knockhill 1.267 miles

Qualifying 2

30/05/2026 10:45

Practice (10:00 Time) started at 10:39:32

Lap	Time of Day	Lap Tm	S1	S2	S3	S2Spd	SFSpd
(63) Jack DUNABIE							
1	10:41:22.314			21.247	15.116	117.5	115.1
2	10:42:16.651	54.337	17.551	21.885	14.901	119.8	115.5
3	10:43:08.977	52.326	17.261	19.931	15.134	120.9	114.5
4	10:44:01.298	52.321	17.233	20.134	14.954	120.3	114.9
5	10:44:53.148	51.850	17.201	19.831	14.818	120.0	116.5
6	10:45:44.782	51.634	17.124	19.771	14.739	120.0	116.7
7	10:46:37.656	52.874	17.102	20.130	15.642	117.9	116.7
8	10:47:29.760	52.104	17.142	19.755	15.207	120.9	114.5
9	10:48:22.349	52.589	17.252	20.557	14.780	120.5	116.5
10	10:49:14.462	52.113	17.498	19.787	14.828	120.5	116.1
11	10:50:07.785	53.323	17.133	20.732	15.458	120.0	114.5

Lap	Time of Day	Lap Tm	S1	S2	S3	S2Spd	SFSpd
(146) Kian McDONALD							
1	10:41:08.245			22.853	15.605		114.5
2	10:42:02.700	54.455	18.109	20.908	15.438		115.5
3	10:42:57.151	54.451	17.811	21.268	15.372		114.9
4	10:43:50.815	53.664	17.794	20.511	15.359		114.9
5	10:44:44.189	53.374	17.825	20.331	15.218	116.1	
6	10:45:39.365	55.176	17.626	21.396	16.154	114.1	
7	10:46:32.795	53.430	17.772	20.357	15.301	115.1	
8	10:47:25.896	53.101	17.571	20.341	15.189	115.1	
9	10:48:19.540	53.644	17.669	20.822	15.153	115.7	
10	10:49:12.691	53.151	17.729	20.171	15.251	114.9	
11	10:50:07.531	54.840	17.642	21.699	15.499	114.9	

Lap	Time of Day	Lap Tm	S1	S2	S3	S2Spd	SFSpd
(123) Johnny STEWART							
1	10:40:30.761			21.726	16.205		114.3
2	10:41:25.988	55.227	18.291	21.139	15.797		114.7
3	10:42:21.568	55.580	18.030	21.568	15.982		115.3
4	10:43:16.102	54.534	17.800	20.837	15.897		113.9
5	10:44:10.615	54.513	17.996	20.734	15.783	115.5	
6	10:45:05.866	55.251	18.368	21.062	15.821	115.5	
7	10:45:59.931	54.065	17.857	20.677	15.531	114.7	
8	10:46:54.095	54.164	17.931	20.710	15.523	115.3	
9	10:47:48.486	54.391	17.905	20.596	15.890	114.7	
10	10:48:42.663	54.177	17.901	20.639	15.637	115.3	
11	10:49:36.356	53.693	17.717	20.507	15.469	115.5	

Lap	Time of Day	Lap Tm	S1	S2	S3	S2Spd	SFSpd
(134) Kenneth MacLEOD							
1	10:40:31.890			22.490	16.331		110.0
2	10:41:27.662	55.772	18.418	21.448	15.906		110.9
3	10:42:22.244	54.582	18.056	20.917	15.609		110.9
4	10:43:16.742	54.498	17.971	20.828	15.699	116.7	109.8
5	10:44:11.200	54.458	17.884	20.866	15.708	112.2	
6	10:45:06.574	55.374	18.441	21.293	15.640	112.0	
7	10:46:02.085	55.511	18.519	21.261	15.731	110.9	
8	10:46:56.735	54.650	17.897	20.958	15.795	110.9	
9	10:47:51.179	54.444	17.947	20.726	15.771	111.8	
10	10:48:45.094	53.915	17.726	20.453	15.736	111.5	
11	10:49:39.024	53.930	17.674	20.555	15.701	110.2	

Lap	Time of Day	Lap Tm	S1	S2	S3	S2Spd	SFSpd
(45) Marley MacKENZIE							
1	10:40:33.691			22.771	16.148	111.3	105.7
2	10:41:28.986	55.295	18.114	21.343	15.838	109.7	105.2
3	10:42:23.564	54.578	17.880	20.998	15.700	111.1	105.4
4	10:43:18.873	55.309	18.326	21.148	15.835	110.0	105.3
5	10:44:13.269	54.396	17.867	20.811	15.718	110.6	105.5
6	10:45:09.381	56.112	17.741	22.586	15.785	110.9	104.9
7	10:46:03.522	54.141	17.783	20.698	15.660	110.9	106.2
8	10:46:58.342	54.820	18.174	20.925	15.721	110.2	105.8
9	10:47:52.887	54.545	17.989	20.883	15.673	110.2	105.2
10	10:48:46.864	53.977	17.628	20.640	15.709	110.4	105.3
11	10:49:44.479	57.615	18.692	21.488	17.435	108.9	104.0

Lap	Time of Day	Lap Tm	S1	S2	S3	S2Spd	SFSpd
(3) Ben McLUSKEY							
1	10:40:33.149			22.649	16.181		110.2
2	10:41:29.489	56.340	19.143	21.350	15.847		110.4
3	10:42:24.982	55.493	18.279	21.176	16.038		110.2
4	10:43:21.251	56.269	18.441	21.961	15.867		110.6
5	10:44:16.592	55.341	18.457	21.161	15.723	111.3	
6	10:45:12.004	55.412	18.263	21.220	15.929	109.8	
7	10:46:06.569	54.565	18.231	20.736	15.598	110.7	

Lap	Time of Day	Lap Tm	S1	S2	S3	S2Spd	SFSpd
8	10:47:02.084	55.515	18.218	21.525	15.772		109.3
9	10:47:58.122	56.038	18.370	21.971	15.697		111.3
10	10:48:52.664	54.542	18.151	20.752	15.639		109.5
11	10:49:47.328	54.664	18.177	20.753	15.734		110.6

Lap	Time of Day	Lap Tm	S1	S2	S3	S2Spd	SFSpd
(38) Adon DAVIE							
1	10:41:51.016			23.621	16.537	103.9	101.1
2	10:42:48.805	57.789	19.464	22.085	16.240	108.2	102.9
3	10:43:46.040	57.235	18.510	21.827	16.898	108.4	100.6
4	10:44:42.832	56.792	18.261	21.999	16.532	108.2	102.8
5	10:45:41.992	59.160	18.159	23.073	17.928	106.2	100.2
6	10:46:38.951	56.959	18.106	22.004	16.849	107.0	102.3
7	10:47:35.205	56.254	18.964	21.176	16.114	106.7	102.1
8	10:48:30.560	55.355	18.107	20.919	16.329	107.4	102.0
9	10:49:25.203	54.643	18.009	20.648	15.986	109.3	101.7
10	10:50:22.299	57.096	18.731	22.263	16.102	104.4	101.5

Lap	Time of Day	Lap Tm	S1	S2	S3	S2Spd	SFSpd
(31) Lewis PATERSON							
1	10:40:40.321			24.026	16.917	106.2	104.0
2	10:41:37.017	56.696	18.880	21.527	16.289	108.4	105.2
3	10:42:33.786	56.769	18.315	22.009	16.445	110.0	105.0
4	10:43:29.258	55.472	18.188	21.144	16.140	108.6	105.5
5	10:44:24.385	55.127	18.040	20.804	16.283	108.6	105.3
6	10:45:20.283	55.898	18.297	21.115	16.486	106.7	105.5
7	10:46:15.992	55.709	18.119	21.194	16.396	107.9	105.3
8	10:47:15.099	59.107	18.591	23.090	17.426	87.4	105.2
9	10:48:09.888	54.789	18.037	20.729	16.023	108.8	105.7
10	10:49:07.508	57.620	17.993	22.734	16.893	101.2	105.3
11	10:50:02.622	55.114	18.031	20.865	16.218	108.6	105.5

Lap	Time of Day	Lap Tm	S1	S2	S3	S2Spd	SFSpd
(87) Fraser MUTCH							
1	10:40:59.702			22.249	16.219	110.4	109.1
2	10:41:55.552	55.850	18.511	21.380	15.959	111.1	109.8
3	10:42:50.916	55.364	18.499	20.995	15.870	112.6	109.8
4	10:43:45.756	54.840	18.100	20.789	15.951	113.7	110.7
5	10:44:41.571	55.815	18.390	21.469	15.956	112.0	110.4
6	10:45:37.783	56.212	18.552	21.697	15.963	111.7	109.5
7	10:46:33.163	55.380	18.047	21.369	15.964	110.0	110.7
8	10:47:33.555	1:00.392	18.294	21.164	20.934	110.6	30.3

Lap	Time of Day	Lap Tm	S1	S2	S3	S2Spd	SFSpd
(19) Tyler HUMPHRIES							
1	10:41:55.154			22.168	16.794		102.8
2	10:42:51.363	56.209	18.509	21.336	16.364		103.4
3	10:43:46.430	55.067	18.299	20.902	15.866		105.2
4	10:44:42.232	55.802	18.060	21.324	16.418		104.7
5	10:45:38.702	56.470	18.452	22.007	16.011	107.5	103.7
6	10:46:33.592	54.890	18.145	20.750	15.995	108.9	105.3
7	10:47:32.003	58.411	18.009	24.000	16.402	97.7	103.6
8	10:48:27.109	55.106	18.233	21.039	15.834	107.7	104.2
9	10:49:23.122	56.013	18.229	21.686	16.098	105.8	103.4
10	10:50:18.257	55.135	18.133	21.011	15.991	107.0	103.1

Lap	Time of Day	Lap Tm	S1	S2	S3	S2Spd	SFSpd
(7) Finn CHALK							
1	10:40:44.598			22.658	17.075		108.9
2	10:41:42.579	57.981	19.461	22.291	16.229		110.2
3	10:42:39.167	56.588	19.201	21.363	16.024		109.8
4	10:43:35.193	56.026	18.575	21.355	16.096		110.7
5	10:44:31.232	56.039	18.324	21.275	16.440		111.3
6	10:45:27.324	56.092	18.965	21.262	15.865		110.6
7	10:46:23.190	55.866	18.711	21.212	15.943		109.3
8	10:47:18.761	55.571	18.346	20.980	16.245		111.1
9	10:48:21.193	1:02.432	19.292	21.832	21.308		36.2

Lap	Time of Day	Lap Tm	S1	S2	S3	S2Spd	SFSpd
(93) Ryan MORRISON							
1	10:40:52.895			23.630	16.605		108.2
2	10:41:51.207	58.312	19.188</				

KMSC National Motorcycle racing

Scottish Championship Lightweights

Knockhill 1.267 miles

Qualifying 2

30/05/2026 10:45

Practice (10:00 Time) started at 10:39:32

Lap	Time of Day	Lap Tm	S1	S2	S3	S2Spd	SFSpd
11	10:50:22.510	57.272	18.757	22.266	16.249	107.5	108.9

Lap	Time of Day	Lap Tm	S1	S2	S3	S2Spd	SFSpd
10	10:49:24.199	58.642	19.446	22.326	16.870	109.5	105.0
11	10:50:22.953	58.754	19.459	22.570	16.725	108.2	105.8

(10) Declan MacLENNAN

1	10:40:33.898						
2	10:41:30.620	56.722					
3	10:42:27.227	56.607					
4	10:43:23.922	56.695					
5	10:44:20.844	56.922					
6	10:45:16.992	56.148					
7	10:46:15.338	58.346					
8	10:47:11.909	56.571					
9	10:48:08.240	56.331					
10	10:49:05.443	57.203					
11	10:50:01.945	56.502					

(999) Tony ALEXANDER

1	10:40:41.445			25.165	17.569		107.4
2	10:41:42.044	1:00.599	20.236	23.532	16.831		108.2
3	10:42:41.569	59.525	19.967	22.832	16.726		108.4
4	10:43:40.660	59.091	19.686	22.715	16.690		107.4
5	10:44:40.203	59.543	19.613	23.041	16.889		107.5
6	10:45:39.437	59.234	19.596	22.693	16.945	110.6	107.2
7	10:46:38.410	58.973	19.552	22.573	16.848		108.8
8	10:47:41.446	1:03.036	19.802	22.862	20.372		37.4

(52) Michael THOMSON

1	10:41:19.296			25.188	18.215		103.4
2	10:42:21.727	1:02.431	20.604	24.292	17.535		106.4
3	10:43:23.446	1:01.719	20.927	23.658	17.134		106.2
4	10:44:24.306	1:00.860	20.323	22.731	17.806		104.0
5	10:45:25.427	1:01.121	19.917	22.828	18.376		99.1
6	10:46:28.329	1:02.902	21.404	23.620	17.878		103.1
7	10:47:30.302	1:01.973	20.568	23.171	18.234		101.7
8	10:48:31.042	1:00.740	19.967	23.011	17.762		104.5
9	10:49:31.407	1:00.365	19.764	22.536	18.065		103.9
10	10:50:42.724	1:11.317	22.354	25.647	23.316		33.1

(22) Andrew NEIL

1	10:42:27.541			28.096	20.654		90.6
2	10:43:36.573	1:09.032	23.256	26.432	19.344		94.5
3	10:44:44.529	1:07.956	22.026	26.103	19.827		92.1
4	10:45:51.301	1:06.772	22.433	25.945	18.394		93.9
5	10:46:57.302	1:06.001	22.052	25.565	18.384		94.5
6	10:48:03.584	1:06.282	22.226	25.781	18.275		94.5
7	10:49:08.651	1:05.067	21.641	25.233	18.193		95.2
8	10:50:30.285	1:21.634	21.501	25.199	34.934		23.1

(44) Evan PUNTON

1	10:40:44.266			26.765	19.330		96.6
2	10:41:55.633	1:11.367	25.291	26.642	19.434		97.4
3	10:43:02.552	1:06.919	22.061	25.981	18.877		98.5
4	10:44:08.089	1:05.537	21.478	25.428	18.631	97.0	99.0
5	10:45:13.780	1:05.691	21.779	25.116	18.796		97.4
6	10:46:26.771	1:12.991	21.495	25.946	25.550		33.2

(96) Zoe PATERSON

1	10:40:41.150		24.059	17.229		107.4	104.0
2	10:41:39.409	58.259	19.278	22.196	16.785	107.9	104.5
3	10:42:37.371	57.962	19.145	22.070	16.747	107.9	105.0
4	10:43:35.099	57.728	18.920	22.003	16.805	108.4	105.2
5	10:44:32.132	57.033	18.933	21.563	16.537	108.9	105.5
6	10:45:29.711	57.579	18.921	21.896	16.762	110.2	105.0
7	10:46:27.133	57.422	18.890	21.903	16.629	109.1	104.9
8	10:47:24.413	57.280	18.876	21.846	16.558	107.2	104.5
9	10:48:21.140	56.727	18.946	21.462	16.319	108.8	104.7
10	10:49:18.006	56.866	19.037	21.319	16.510	107.7	104.4
11	10:50:14.864	56.858	18.644	21.566	16.648	106.7	104.4

(2) Kade WATT

1	10:41:03.062		22.590	16.756		101.4	
2	10:42:00.520	57.458	18.831	21.814	16.813		102.6
3	10:42:58.459	57.939	18.776	22.572	16.591		103.6
4	10:43:57.285	58.826	19.745	22.594	16.487		102.8
5	10:44:54.554	57.269	18.575	21.979	16.715		103.2
6	10:45:51.920	57.366	18.631	22.224	16.511		102.3
7	10:46:49.779	57.859	18.695	21.895	17.269		101.7
8	10:47:48.199	58.420	19.007	22.856	16.557		103.6
9	10:48:45.279	57.080	18.601	21.866	16.613		103.2
10	10:49:44.256	58.977	19.951	22.177	16.849		99.4

(94) Barry O'DONNELL

1	10:40:44.015		23.602	17.786		113.4	
2	10:41:43.234	59.219	19.658	22.847	16.714		114.7
3	10:42:42.240	59.006	19.735				114.5
4	10:43:40.897	58.657	19.513	22.492	16.652		113.2
5	10:44:41.045	1:00.148	19.764	23.584	16.800		113.7
6	10:45:39.899	58.854	19.391				115.9
7	10:46:38.845	58.946	19.718	22.448	16.780		114.9
8	10:47:38.118	59.273	19.662	22.601	17.010		113.5
9	10:48:36.270	58.152	18.912				107.9
10	10:49:34.979	58.709	19.278				112.8

(40) Archie ORMROD

1	10:40:36.544		23.617	16.656	107.0	105.5	
2	10:41:35.382	58.838	19.737	22.541	16.560	108.6	105.3
3	10:42:33.981	58.599	19.343	22.491	16.765	107.9	106.7
4	10:43:32.355	58.374	19.321	22.619	16.434	108.6	105.7
5	10:44:30.738	58.383	19.216	22.499	16.668	108.1	106.4
6	10:45:29.954	59.216	19.654	22.416	17.146	108.2	105.8
7	10:46:28.522	58.568	19.576	22.236	16.756	110.0	106.5
8	10:47:26.994	58.472	19.451	22.358	16.663	108.9	105.3
9	10:48:25.557	58.563	19.485	22.506	16.572	108.8	105.3

Clerk of the Course

Sig : Time :
 Chief Timekeeper : Ian Sharp (SMART Timing)
 Results available at www.smart-timing.co.uk and www.speedhive.com

Orbits



KMSC National Motorcycle racing

Scottish Championship Lightweights

Knockhill 1.267 miles

Race 2 - 1st Race

30/05/2026 13:15

Race (10 Laps)

POLE POSITION

1	1 63 Jack DUNABIE 51.634	2 146 Kian McDONALD 53.101	3 123 Johnny STEWART 53.693
2	4 134 Kenneth MacLEOD 53.915	5 45 Marley MacKENZIE 53.977	6 3 Ben McLUSKEY 54.542
3	7 38 Adon DAVIE 54.643	8 31 Lewis PATERSON 54.789	9 87 Fraser MUTCH 54.840
4	10 19 Tyler HUMPHRIES 54.890	11 7 Finn CHALK 55.571	12 93 Ryan MORRISON 55.747
5	13 10 Declan MacLENNAN 56.148	14 110 Chris EASTWOOD 56.677	15 96 Zoe PATERSON 56.727
6	16 2 Kade WATT 57.080	17 94 Barry O'DONNELL 58.152	18 40 Archie ORMROD 58.374
7	19 999 Tony ALEXANDER 58.973	20 52 Michael THOMSON 1:00.365	21 22 Andrew NEIL 1:05.067
8	22 44 Evan PUNTON 1:05.537		

Clerk of the Course

Sig : Time :

Chief Timekeeper : Ian Sharp (SMART Timing)

Results available at www.smart-timing.co.uk and www.speedhive.com

Printed: 30/05/2026 10:58:18

Orbits



KMSC National Motorcycle racing

Scottish Championship Lightweights

Knockhill 1.267 miles

Race 14 - 2nd Race

31/05/2026 10:45

Race (10 Laps)

POLE POSITION

1	1 63 Jack DUNABIE 51.634	2 146 Kian McDONALD 53.101	3 123 Johnny STEWART 53.693
2	4 134 Kenneth MacLEOD 53.915	5 45 Marley MacKENZIE 53.977	6 3 Ben McLUSKEY 54.542
3	7 38 Adon DAVIE 54.643	8 31 Lewis PATERSON 54.789	9 87 Fraser MUTCH 54.840
4	10 19 Tyler HUMPHRIES 54.890	11 7 Finn CHALK 55.571	12 93 Ryan MORRISON 55.747
5	13 10 Declan MacLENNAN 56.148	14 110 Chris EASTWOOD 56.677	15 96 Zoe PATERSON 56.727
6	16 2 Kade WATT 57.080	17 94 Barry O'DONNELL 58.152	18 40 Archie ORMROD 58.374
7	19 999 Tony ALEXANDER 58.973	20 52 Michael THOMSON 1:00.365	21 22 Andrew NEIL 1:05.067
8	22 44 Evan PUNTON 1:05.537		

Clerk of the Course

Sig : Time :

Chief Timekeeper : Ian Sharp (SMART Timing)

Results available at www.smart-timing.co.uk and www.speedhive.com

Printed: 30/05/2026 10:59:28

Orbits



KMSC National Motorcycle racing

Sorted on best lap time

Scottish Championship Supersport

Knockhill 1.267 miles

Qualifying 3

30/05/2026 11:00

Practice (10:00 Time) started at 10:52:41

Pos	No.	Name	Make/Model	CC	Class	Laps	Best Tm	Diff	Best Speed	Avg. Speed
1	81	Keo WALKER	Triumph	765	S6	9	51.679		88.258	69.110
2	123	Johnny STEWART	Aprilia	660	S6	10	52.249	0.570	87.295	75.339
3	61	Liam KEIRNAN	Yamaha	600	S6 C	9	52.343	0.664	87.139	84.546
4	74	David McARTHUR	Yamaha	600	S6	12	52.389	0.710	87.062	85.986
5	75	Harry PULLAR	Yamaha	600	S6	8	52.535	0.856	86.820	58.863
6	5	Scott SHAND	Ducati	998	S6	10	52.692	1.013	86.561	83.490
7	69	Brandon RUSSELL	Yamaha	600	S6	10	52.764	1.085	86.443	75.797
8	71	Chris COOK	Kawasaki	636	S6	9	52.787	1.108	86.406	66.907
9	171	Daniel GOODMAN		600	S6	9	52.895	1.216	86.229	83.497
10	47	Steven HADDOW	Suzuki	749	S6	11	53.353	1.674	85.489	81.890
11	67	Ryan BURNS	Kawasaki	636	S6	11	53.380	1.701	85.446	81.402
12	34	Kenneth THIRLWALL	Kawasaki	636	S6	10	53.715	2.036	84.913	81.380
13	134	Kenneth MacLEOD	BMW	900	S6	10	53.723	2.044	84.900	78.673
14	26	Charlie REYNOLDS	Yamaha	600	S6	10	53.991	2.312	84.479	82.687
15	11	Patrick FORMAN	Suzuki	750	S6	11	54.868	3.189	83.128	81.390
16	7	Jon-Paul ADIE	Yamaha	600	S6	10	55.320	3.641	82.449	76.126
17	96	Barry BISSETT	Triumph	765	S6	11	55.452	3.773	82.253	80.679
18	32	Alex BRODIE	Kawasaki	600	S6 C	11	55.501	3.822	82.180	80.669
19	277	Lee McALISTER	Yamaha	600	S6 C	11	56.797	5.118	80.305	77.374
20	23	Kyle FLORENCE	Yamaha	600	S6 C	7	57.435	5.756	79.413	76.104
21	6	Christopher FRASER	Triumph	765	S6	10	58.881	7.202	77.463	75.236
22	10	Chris HODGSON	Honda	600	S6 C	8	1:07.281	15.602	67.792	59.090

Clerk of the Course


Orbits

Sig : Time :

Chief Timekeeper : Ian Sharp (SMART Timing)

Results available at www.smart-timing.co.uk and www.speedhive.com

Printed: 30/05/2026 11:05:44



Lap	Time of Day	Lap Tm	S1	S2	S3	S2Spd	SFSpd
(81) Keo WALKER							
1	10:54:16.475			20.950	15.409		123.8
2	10:55:08.912	52.437	17.722	19.732	14.983		124.0
3	10:56:02.952	54.040	17.578	21.333	15.129		125.0
4	10:56:55.088	52.136	17.287	19.778	15.071		125.9
5	10:57:51.297	56.209	17.374	20.269	18.566		55.3
6	10:59:58.402	2:07.105	1:30.518	21.121	15.466	126.1	124.7
7	11:00:50.081	51.679	17.152	19.655	14.872		125.4
8	11:01:43.803	53.722	17.207	21.639	14.876	128.3	125.0
9	11:02:35.796	51.993	17.188	19.973	14.832		126.1

Lap	Time of Day	Lap Tm	S1	S2	S3	S2Spd	SFSpd
(123) Johnny STEWART							
1	10:54:48.851			21.943	17.863		121.6
2	10:55:42.317	53.466	18.038	20.243	15.185		121.6
3	10:56:37.535	55.218	17.723	21.030	16.465		122.5
4	10:57:30.503	52.968	17.540	20.252	15.176		123.1
5	10:58:23.048	52.545	17.500	20.144	14.901		125.2
6	10:59:15.789	52.741	17.713	19.904	15.124		123.8
7	11:00:08.442	52.653	17.377	19.725	15.551		121.1
8	11:01:01.042	52.600	17.158	20.380	15.062		124.7
9	11:01:53.291	52.249	17.373	19.846	15.030		124.5
10	11:02:47.225	53.934	17.712	20.091	16.131		124.0

Lap	Time of Day	Lap Tm	S1	S2	S3	S2Spd	SFSpd
(61) Liam KEIRNAN							
1	10:53:37.665			20.937	15.499	127.8	122.5
2	10:54:31.107	53.442	17.750	20.557	15.135	125.7	122.5
3	10:55:23.780	52.673	17.614	20.128	14.931	128.6	124.5
4	10:56:16.272	52.492	17.385	19.996	15.111	129.3	125.7
5	10:57:09.314	53.042	17.801	20.273	14.968	127.1	124.7
6	10:58:01.657	52.343	17.430	19.956	14.957	128.6	124.5
7	10:58:54.248	52.591	17.401	20.127	15.063	128.8	124.3
8	10:59:47.127	52.879	17.618	20.005	15.256	129.3	123.4
9	11:00:47.348	1:00.221	17.479	20.371	22.371	122.9	33.8

Lap	Time of Day	Lap Tm	S1	S2	S3	S2Spd	SFSpd
(74) David McARTHUR							
1	10:53:36.499			20.867	15.873	122.9	119.6
2	10:54:29.555	53.056	17.536	20.248	15.272	125.2	119.2
3	10:55:22.283	52.728	17.440	19.915	15.373	122.5	119.0
4	10:56:14.833	52.550	17.313	19.973	15.264	122.7	120.7
5	10:57:08.364	53.531	17.990	20.102	15.439	121.4	119.8
6	10:58:00.753	52.389	17.398	19.779	15.212	121.1	120.0
7	10:58:53.952	53.199	17.338	20.206	15.655	123.6	119.8
8	10:59:46.803	52.851	17.339	20.123	15.389	121.6	120.0
9	11:00:39.452	52.649	17.352	19.926	15.371	121.4	120.0
10	11:01:32.099	52.647	17.387	19.979	15.281	120.9	119.8
11	11:02:25.161	53.062	17.616	20.080	15.366	121.6	119.8
12	11:03:18.348	53.187	17.528	20.301	15.358	121.4	119.8

Lap	Time of Day	Lap Tm	S1	S2	S3	S2Spd	SFSpd
(75) Harry PULLAR							
1	10:56:44.281			21.150	15.510	122.7	119.4
2	10:57:37.559	53.278	17.974	20.229	15.075	124.0	120.0
3	10:58:31.893	54.334	18.058	21.215	15.061	123.4	121.8
4	10:59:26.210	54.317	18.597	20.521	15.199	123.6	120.5
5	11:00:18.745	52.535	17.580	19.891	15.064	124.7	120.9
6	11:01:12.573	53.828	17.414	19.877	16.537	125.4	91.2
7	11:02:09.026	56.453	19.785	21.334	15.334	121.1	124.3
8	11:03:01.711	52.685	17.299	20.228	15.158	125.4	122.9

Lap	Time of Day	Lap Tm	S1	S2	S3	S2Spd	SFSpd
(5) Scott SHAND							
1	10:53:37.841			21.259	16.157	124.0	124.0
2	10:54:31.387	53.546	18.120	20.475	14.951	127.1	125.0
3	10:55:24.336	52.949	17.767	20.217	14.965	127.3	124.3
4	10:56:18.432	54.096	17.791	20.859	15.446	122.2	125.9
5	10:57:12.895	54.463	17.665	21.488	15.310	124.7	123.8
6	10:58:06.382	53.487	17.942	20.469	15.076	126.4	124.7
7	10:58:59.074	52.692	17.538	20.199	14.955	127.1	124.3
8	10:59:52.929	53.855	17.748	20.674	15.433		124.3
9	11:00:46.584	53.655	17.798	20.482	15.375		125.7
10	11:01:48.117	1:01.533	19.397	21.223	20.913	122.0	32.9

Lap	Time of Day	Lap Tm	S1	S2	S3	S2Spd	SFSpd
(69) Brandon RUSSELL							
1	10:53:35.259			20.873	15.377	123.8	122.9
2	10:54:28.537	53.278	17.703	20.534	15.041	124.5	123.6


Lap	Time of Day	Lap Tm	S1	S2	S3	S2Spd	SFSpd
3	10:55:21.301	52.764	17.656	20.248	14.860	125.9	124.5
4	10:56:14.413	53.112	17.553	20.444	15.115	125.7	122.9
5	10:57:09.816	55.403	18.897	21.181	15.325	125.2	122.9
6	10:58:09.634	59.818	17.848	21.210	20.760	117.3	46.7
7	10:59:58.767	1:49.133	1:12.416	20.966	15.751	124.7	124.5
8	11:00:51.861	53.094	17.511	20.426	15.157	125.7	124.0
9	11:01:45.787	53.926	17.499	21.257	15.170	125.9	124.5
10	11:02:43.564	57.777	17.501	21.943	18.333	77.5	110.2

Lap	Time of Day	Lap Tm	S1	S2	S3	S2Spd	SFSpd
(71) Chris COOK							
1	10:53:38.049			21.046	16.007		122.9
2	10:54:31.863	53.814	18.366	20.322	15.126		125.0
3	10:55:24.814	52.951	17.756	20.044	15.151		125.0
4	10:56:17.976	53.162	17.654	20.434	15.074		125.4
5	10:57:11.418	53.442	17.642	20.996	14.804		125.7
6	10:58:04.543	53.125	17.656	20.180	15.289	128.1	124.0
7	10:58:57.330	52.787	17.535	20.246	15.006	127.1	124.5
8	10:59:55.568	58.238	18.134	20.804	19.300		35.6
9	11:02:55.353	2:59.785	2:22.623	21.233	15.929		120.9

Lap	Time of Day	Lap Tm	S1	S2	S3	S2Spd	SFSpd
(171) Daniel GOODMAN							
1	10:53:36.102			20.903	15.745	122.7	119.6
2	10:54:29.664	53.562	17.686	20.345	15.531	124.0	120.0
3	10:55:23.122	53.458	17.937	20.207	15.314	125.2	122.2
4	10:56:16.017	52.895	17.410	20.097	15.388	125.7	121.8
5	10:57:10.723	54.706	18.320	20.716	15.670	124.0	119.6
6	10:58:04.686	53.963	17.716	20.429	15.818	124.5	121.6
7	10:58:58.096	53.410	17.771	20.376	15.263	124.3	120.9
8	10:59:54.424	56.328	17.661	20.894	17.773	125.2	120.9
9	11:00:53.448	59.024	17.689	20.736	20.599	122.5	32.7

Lap	Time of Day	Lap Tm	S1	S2	S3	S2Spd	SFSpd
(47) Steven HADDOW							
1	10:53:46.051			22.657	15.956		122.2
2	10:54:42.255	56.204	18.744	21.088	16.372		120.0
3	10:55:36.232	53.977	18.204	20.514	15.259		123.6
4	10:56:30.122	53.890	18.061	20.482	15.347		123.8
5	10:57:25.309	55.187	18.510	20.852	15.825		122.2
6	10:58:20.183	54.874	18.323	21.064	15.487		123.4
7	10:59:14.177	53.994	17.952	20.570	15.472		123.6
8	11:00:08.609	54.432	18.033	20.414	15.985		121.8
9	11:01:01.962	53.353	17.690	20.467	15.196		124.7
10	11:01:58.625	56.663	18.844	21.783	16.036		121.1
11	11:02:54.487	55.862	18.651	21.559	15.652		122.5

Lap	Time of Day	Lap Tm	S1	S2	S3	S2Spd	SFSpd
(67) Ryan BURNS							
1	10:53:55.361			22.415	15.667	124.3	122.0
2	10:54:50.399	55.038	18.575	21.154	15.309	125.2	124.3
3	10:55:44.799	5					



Lap	Time of Day	Lap Tm	S1	S2	S3	S2Spd	SFSpd
5	10:57:16.815	54.588	17.850	20.820	15.918		111.3
6	10:58:10.636	53.821	17.701	20.451	15.669	116.7	110.7
7	10:59:10.188	59.552	21.941	21.948	15.663	116.5	111.5
8	11:00:03.911	53.723	17.632	20.470	15.621	117.3	111.3
9	11:00:58.949	55.038	17.857	21.140	16.041		111.7
10	11:02:21.569	1:22.620	21.865	36.219	24.536	32.9	32.8

Lap	Time of Day	Lap Tm	S1	S2	S3	S2Spd	SFSpd
4	10:56:37.896	57.824	19.613	21.796	16.415	120.7	116.7
5	10:57:35.911	58.015	19.465	22.115	16.435	121.1	116.3
6	10:58:33.003	57.092	19.518	21.903	15.671	120.3	117.3
7	10:59:30.179	57.176	18.628	22.375	16.173	119.0	115.5
8	11:00:27.039	56.860	18.838	21.948	16.074	118.6	116.5
9	11:01:23.836	56.797	18.856	21.838	16.103	117.7	115.1
10	11:02:22.813	58.977	19.471	22.738	16.768	116.9	114.5
11	11:03:30.251	1:07.438	19.909	24.369	23.160	99.0	32.3

(26) Charlie REYNOLDS

1	10:53:41.155			22.210	16.000		113.9
2	10:54:36.005	54.850	18.205	20.769	15.876		112.4
3	10:55:30.262	54.257	18.011	20.484	15.762		112.4
4	10:56:25.010	54.748	18.312	20.601	15.835		114.5
5	10:57:19.933	54.923	18.300	20.848	15.775		113.0
6	10:58:14.503	54.570	18.286	20.505	15.779		114.7
7	10:59:09.027	54.524	18.090	20.663	15.771		113.4
8	11:00:03.226	54.199	17.843	20.549	15.807		113.5
9	11:00:57.217	53.991	17.963	20.393	15.635		113.7
10	11:01:53.420	56.203	17.969	20.581	17.653		46.2

(23) Kyle FLORENCE

1	10:53:44.191			22.223	17.081	120.3	120.3
2	10:54:42.390	58.199	19.328	21.832	17.039	115.3	119.0
3	10:55:39.825	57.435	19.146	21.606	16.683	114.5	121.4
4	10:56:37.508	57.683	19.488	21.639	16.556	118.6	120.7
5	10:57:35.556	58.048	19.502	22.022	16.524	119.0	120.5
6	10:58:34.659	59.103	19.564	23.017	16.522	117.1	122.7
7	10:59:41.341	1:06.682	19.633	22.770	24.279	98.8	29.2

(11) Patrick FORMAN

1	10:53:39.554			21.436	16.017		117.9
2	10:54:36.251	56.697	19.410	21.172	16.115		117.5
3	10:55:31.192	54.941	18.162	20.990	15.789		116.7
4	10:56:26.223	55.031	18.140	20.930	15.961		118.1
5	10:57:21.091	54.868	18.080	20.828	15.960		119.2
6	10:58:16.398	55.307	18.360	21.029	15.918		117.1
7	10:59:11.891	55.493	18.270	21.068	16.155		116.3
8	11:00:08.612	56.721	18.847	21.448	16.426		116.5
9	11:01:04.735	56.123	18.496	21.449	16.178		115.3
10	11:02:01.624	56.889	18.726	22.018	16.145		115.5
11	11:02:58.257	56.633	18.760	21.419	16.454		117.5

(6) Christopher FRASER

1	10:53:47.715			23.995	16.842	108.1	117.9
2	10:54:50.386	1:02.671	19.821	24.389	18.461	113.4	113.7
3	10:55:50.246	59.860	20.300	22.886	16.674	114.1	117.9
4	10:56:49.810	59.564	19.910	22.821	16.833	116.9	118.1
5	10:57:48.848	59.038	19.837	22.387	16.814	117.9	116.9
6	10:58:47.729	58.881	19.708	22.374	16.799	117.1	116.5
7	10:59:47.221	59.492	19.938	22.831	16.723	117.9	117.1
8	11:00:46.605	59.384	19.724	22.994	16.666	113.5	117.5
9	11:01:47.228	1:00.623	20.507	23.598	16.518	116.3	117.7
10	11:02:48.049	1:00.821	19.958	22.781	18.082	114.3	114.7

(7) Jon-Paul ADIE

1	10:54:12.883					114.1	118.8
2	10:55:09.547	56.664	19.063	21.791	15.810	121.4	119.6
3	10:56:05.996	56.449	18.361	22.208	15.880	122.0	119.2
4	10:57:01.593	55.597	18.402	21.289	15.906	121.6	119.6
5	10:57:57.753	56.160	18.507	21.485	16.168	121.4	118.4
6	10:58:54.189	56.436	18.734	21.689	16.013	120.0	
7	10:59:49.509	55.320	18.464	21.074	15.782		119.2
8	11:00:45.110	55.601	18.360	21.569	15.672	119.4	119.0
9	11:01:40.644	55.534	18.212	21.266	16.056		117.7
10	11:02:40.963	1:00.319	18.585	22.425	19.309	110.9	43.0

(10) Chris HODGSON

1	10:55:01.793			26.791	19.367		94.8
2	10:56:10.547	1:08.754	23.387	26.373	18.994		95.5
3	10:57:20.295	1:09.748	23.777	26.209	19.762		92.3
4	10:58:28.152	1:07.857	22.930	26.120	18.807		99.3
5	10:59:35.762	1:07.610	22.617	25.899	19.094		98.5
6	11:00:44.123	1:08.361	22.244	26.596	19.521		96.8
7	11:01:51.404	1:07.281	22.637	25.726	18.918		99.9
8	11:02:59.324	1:07.920	22.121	26.278	19.521		102.1

(96) Barry BISSETT

1	10:53:41.345			22.206	16.485	119.2	120.3
2	10:54:37.581	56.236	18.857	21.419	15.960	119.2	119.2
3	10:55:33.033	55.452	18.665	21.129	15.658	122.0	121.1
4	10:56:28.700	55.667	18.587	21.525	15.555	120.5	122.5
5	10:57:24.214	55.514	18.369	21.127	16.018	121.1	120.3
6	10:58:20.968	56.754	18.874	21.911	15.969	119.2	122.2
7	10:59:16.728	55.760	18.478	21.242	16.040	118.1	119.4
8	11:00:13.120	56.392	18.868	21.576	15.948	118.6	118.6
9	11:01:09.304	56.184	18.511	21.536	16.137	119.0	119.2
10	11:02:06.211	56.907	18.763	21.926	16.218	116.9	119.8
11	11:03:03.685	57.474	18.785	21.510	17.179	119.6	110.6

(32) Alex BRODIE

1	10:53:42.134			21.889	16.105	124.0	120.5
2	10:54:38.384	56.250	18.692	21.392	16.166	125.4	119.8
3	10:55:33.979	55.595	18.528	21.192	15.875	124.7	120.5
4	10:56:29.480	55.501	18.436	21.153	15.912	125.0	120.5
5	10:57:25.788	56.308	18.880	21.259	16.169	125.0	120.5
6	10:58:22.283	56.495	18.712	21.921	15.862	124.5	120.9
7	10:59:18.663	56.380	19.047	21.525	15.808		120.5
8	11:00:14.413	55.750	18.552	21.244	15.954	123.6	119.8
9	11:01:10.047	55.634	18.346	21.150	16.138	124.0	120.0
10	11:02:06.503	56.456	18.564	21.890	16.002	124.0	120.5
11	11:03:03.765	57.262	18.967	21.569	16.726	124.5	111.3

(277) Lee McALISTER

1	10:53:44.842			22.562	16.789	117.9	116.7
2	10:54:42.800	57.958	19.160	22.473	16.325	120.5	117.3
3	10:55:40.072	57.272	19.242	21.728	16.302	120.7	116.9

KMSC National Motorcycle racing

Scottish Championship Supersport

Knockhill 1.267 miles

Race 3 - 1st Race

30/05/2026 13:30

Race (10 Laps)

POLE POSITION

1

<p>1</p> <p>81 Keo WALKER 51.679</p>

2

<p>123 Johnny STEWART 52.249</p>

3

<p>61 Liam KEIRNAN 52.343</p>

2

<p>4</p> <p>74 David McARTHUR 52.389</p>

5

<p>75 Harry PULLAR 52.535</p>

6

<p>5 Scott SHAND 52.692</p>

3

<p>7</p> <p>69 Brandon RUSSELL 52.764</p>
--

8

<p>71 Chris COOK 52.787</p>

9

<p>171 Daniel GOODMAN 52.895</p>

4

<p>10</p> <p>47 Steven HADDOW 53.353</p>

11

<p>67 Ryan BURNS 53.380</p>

12

<p>34 Kenneth THIRLWALL 53.715</p>
--

5

<p>13</p> <p>134 Kenneth MacLEOD 53.723</p>
--

14

<p>26 Charlie REYNOLDS 53.991</p>

15

<p>11 Patrick FORMAN 54.868</p>

6

<p>16</p> <p>7 Jon-Paul ADIE 55.320</p>
--

17

<p>96 Barry BISSETT 55.452</p>

18

<p>32 Alex BRODIE 55.501</p>

7

<p>19</p> <p>277 Lee McALISTER 56.797</p>
--

20

<p>23 Kyle FLORENCE 57.435</p>

21

<p>6 Christopher FRASER 58.881</p>
--

8

<p>22</p> <p>10 Chris HODGSON 1:07.281</p>

Clerk of the Course

Sig : Time :
Chief Timekeeper : Ian Sharp (SMART Timing)

Results available at www.smart-timing.co.uk and www.speedhive.com

Printed: 30/05/2026 11:07:42

Orbits



KMSC National Motorcycle racing

Scottish Championship Supersport

Knockhill 1.267 miles

Race 15 - 2nd Race

31/05/2026 11:00

Race

POLE POSITION

1

1
81 Keo WALKER
51.679

2

123 Johnny STEWART
52.249

3

61 Liam KEIRNAN
52.343

2

4
74 David McARTHUR
52.389

5

75 Harry PULLAR
52.535

6

5 Scott SHAND
52.692

3

7
69 Brandon RUSSELL
52.764

8

71 Chris COOK
52.787

9

171 Daniel GOODMAN
52.895

4

10
47 Steven HADDOW
53.353

11

67 Ryan BURNS
53.380

12

34 Kenneth THIRLWALL
53.715

5

13
134 Kenneth MacLEOD
53.723

14

26 Charlie REYNOLDS
53.991

15

11 Patrick FORMAN
54.868

6

16
7 Jon-Paul ADIE
55.320

17

96 Barry BISSETT
55.452

18

32 Alex BRODIE
55.501

7

19
277 Lee McALISTER
56.797

20

23 Kyle FLORENCE
57.435

21

6 Christopher FRASER
58.881

8

22
10 Chris HODGSON
1:07.281

Clerk of the Course

Orbits

Sig :

Time :

Chief Timekeeper : Ian Sharp (SMART Timing)

Results available at www.smart-timing.co.uk and www.speedhive.com

Printed: 30/05/2026 11:09:00



KMSC National Motorcycle racing

Sorted on best lap time

Scottish Championship 300's

Knockhill 1.267 miles

Qualifying 4

30/05/2026 11:15

Practice (10:00 Time) started at 11:05:43

Pos	No.	Name	Make/Model	CC	Class	Laps	Best Tm	Diff	Best Speed	Avg. Speed
1	14	Darren COX	Yamaha	300	F3	11	58.098		78.507	77.715
2	73	Murray SIMMONDS	Kawasaki	300	F3	10	1:01.148	3.050	74.591	72.936
3	77	Leon TALL	Yamaha	300	F3	9	1:01.192	3.094	74.537	62.890
4	41	Charlie WAPLINGTON	Yamaha	300	F3	8	1:02.070	3.972	73.483	56.494
5	78	Dylan WALLACE	Yamaha	300	F3	9	1:02.470	4.372	73.013	63.590
6	6	Mack HOUSTON	Yamaha	300	F3 R	9	1:02.883	4.785	72.533	63.394
7	17	Ollie BUNYAN	Yamaha	297	F3	8	1:02.948	4.850	72.458	70.750
8	136	Harris TALL	Kawasaki	300	F3 R	8	1:03.387	5.289	71.956	61.176
9	10	Jamie MORRISON	Kawasaki	300	F3	7	1:03.657	5.559	71.651	53.478
10	43	Bryony SMART			F3 R	8	1:04.362	6.264	70.866	59.087
11	35	Logan PATTERSON		300	F3	8	1:05.404	7.306	69.737	58.436

Clerk of the Course

Orbits

Sig : Time :

Chief Timekeeper : Ian Sharp (SMART Timing)

Results available at www.smart-timing.co.uk and www.speedhive.com

Printed: 30/05/2026 11:18:42

KMSC National Motorcycle racing**Scottish Championship 300's****Knockhill 1.267 miles****Qualifying 4****30/05/2026 11:15****Practice (10:00 Time) started at 11:05:43**

Lap	Time of Day	Lap Tm	S1	S2	S3	S2Spd	SFSpd
(14) Darren COX							
1	11:06:44.172			22.564	17.391	93.1	90.6
2	11:07:42.910	58.738	19.165	22.354	17.219	93.1	90.9
3	11:08:41.153	58.243	19.146	22.062	17.035	94.1	92.2
4	11:09:39.343	58.190	19.102	22.078	17.010	94.1	91.4
5	11:10:37.890	58.547	19.120	22.429	16.998	94.4	92.6
6	11:11:36.011	58.121	19.078	22.150	16.893	94.8	91.6
7	11:12:34.109	58.098	19.101	22.057	16.940	95.3	91.4
8	11:13:32.237	58.128	19.012	22.028	17.088	96.1	93.6
9	11:14:31.695	59.458	19.744	22.712	17.002	94.3	91.8
10	11:15:30.245	58.550	19.110	22.391	17.049	94.3	92.3
11	11:16:28.842	58.597	18.948	22.322	17.327	95.5	92.4

Lap	Time of Day	Lap Tm	S1	S2	S3	S2Spd	SFSpd
(73) Murray SIMMONDS							
1	11:06:50.157			24.234	18.815	91.4	87.6
2	11:07:52.757	1:02.600	20.455	23.373	18.772	91.6	88.2
3	11:08:56.097	1:03.340	20.273	23.183	19.884	92.1	88.3
4	11:09:58.374	1:02.277	20.234	23.431	18.612	91.9	87.6
5	11:11:00.845	1:02.471	20.527	23.513	18.431	92.2	87.6
6	11:12:02.481	1:01.636	20.293	22.966	18.377	92.9	87.4
7	11:13:04.069	1:01.588	20.171	23.095	18.322	93.1	87.8
8	11:14:06.093	1:02.024	20.252	23.501	18.271	92.4	88.5
9	11:15:07.241	1:01.148	20.049	22.888	18.211	92.1	88.8
10	11:16:08.610	1:01.369	20.230	23.146	17.993	92.7	89.0

Lap	Time of Day	Lap Tm	S1	S2	S3	S2Spd	SFSpd
(77) Leon TALL							
1	11:08:08.735			24.404	18.059		89.6
2	11:09:12.223	1:03.488	20.348	24.136	19.004	91.6	52.1
3	11:10:26.044	1:13.821	32.036	23.831	17.954		88.8
4	11:11:27.535	1:01.491	20.232	23.481	17.778	92.8	88.5
5	11:12:29.230	1:01.695	20.097	23.395	18.203	93.9	87.7
6	11:13:31.340	1:02.110	20.170	24.071	17.869	91.7	89.7
7	11:14:32.641	1:01.301	20.094	23.452	17.755		89.7
8	11:15:33.833	1:01.192	19.934	23.446	17.812	92.1	88.9
9	11:16:35.978	1:02.145	20.029	23.574	18.542	92.2	85.5

Lap	Time of Day	Lap Tm	S1	S2	S3	S2Spd	SFSpd
(41) Charlie WAPLINGTON							
1	11:09:08.940			24.416	18.705		88.3
2	11:10:12.122	1:03.182	20.781	24.154	18.247	90.6	90.0
3	11:11:14.313	1:02.191	20.475	23.682	18.034		90.1
4	11:12:17.281	1:02.968	20.721	23.674	18.573	95.1	89.0
5	11:13:19.351	1:02.070	20.885	23.364	17.821	93.9	90.6
6	11:14:22.471	1:03.120	21.101	23.801	18.218	91.7	89.7
7	11:15:26.871	1:04.400	20.969	24.689	18.742		89.2
8	11:16:29.137	1:02.266	20.671	23.476	18.119		92.1

Lap	Time of Day	Lap Tm	S1	S2	S3	S2Spd	SFSpd
(78) Dylan WALLACE							
1	11:08:01.521			24.819	18.894	88.1	86.8
2	11:09:05.405	1:03.884	20.913	24.221	18.750	88.6	87.7
3	11:10:09.046	1:03.641	20.812	24.245	18.584	87.7	87.0
4	11:11:12.250	1:03.204	20.831	23.649	18.724	89.6	85.1
5	11:12:16.700	1:04.450	22.159	23.951	18.340	90.2	86.7
6	11:13:19.510	1:02.810	20.809	23.359	18.642	90.2	85.9
7	11:14:22.900	1:03.390	21.375	23.539	18.476	91.4	88.1
8	11:15:26.322	1:03.422	20.737	24.124	18.561	86.5	87.2
9	11:16:28.792	1:02.470	20.595	23.469	18.406	89.1	87.4

Lap	Time of Day	Lap Tm	S1	S2	S3	S2Spd	SFSpd
(6) Mack HOUSTON							
1	11:08:02.499			25.135	19.301		79.9
2	11:09:06.846	1:04.347	20.996	24.249	19.102	84.4	80.7
3	11:10:10.393	1:03.547	20.629	24.020	18.898		80.0
4	11:11:13.370	1:02.977	20.547	23.597	18.833		79.3
5	11:12:17.517	1:04.147	20.977	24.040	19.130		79.7
6	11:13:21.874	1:04.357	20.999	24.076	19.282		80.3
7	11:14:24.984	1:03.110	20.599	23.849	18.662	85.4	80.6
8	11:15:27.867	1:02.883	20.437	23.726	18.720	85.2	81.0
9	11:16:30.785	1:02.918	20.318	23.716	18.884	85.5	80.4

Lap	Time of Day	Lap Tm	S1	S2	S3	S2Spd	SFSpd
(17) Ollie BUNYAN							
1	11:06:51.633			24.795	19.004		86.9
2	11:07:54.953	1:03.320	20.318	24.237	18.765		87.3
3	11:08:58.147	1:03.194	20.225	24.274	18.695		87.6
4	11:10:01.095	1:02.948	20.148	24.050	18.750		86.1

Lap	Time of Day	Lap Tm	S1	S2	S3	S2Spd	SFSpd
5	11:11:04.463	1:03.368	20.469	24.160	18.739		86.5
6	11:12:07.495	1:03.032	20.524	24.000	18.508		86.5
7	11:13:10.715	1:03.220	20.367	24.086	18.767		86.5
8	11:14:18.991	1:08.276	20.960	24.516	22.800		28.7
(136) Harris TALL							
1	11:08:11.815			25.112	19.106	83.4	81.1
2	11:09:16.684	1:04.869	21.216	24.598	19.055	83.7	80.7
3	11:10:20.770	1:04.086	20.932	24.220	18.934	83.7	79.7
4	11:11:24.873	1:04.103	21.046	24.303	18.754	84.6	80.2
5	11:12:28.695	1:03.822	20.833	24.144	18.845	84.9	79.9
6	11:13:32.585	1:03.890	20.914	24.337	18.639	85.6	82.8
7	11:14:35.972	1:03.387	20.731	23.985	18.671	85.7	81.6
8	11:15:39.704	1:03.732	20.703	24.130	18.899	84.1	80.5

Lap	Time of Day	Lap Tm	S1	S2	S3	S2Spd	SFSpd
(10) Jamie MORRISON							
1	11:09:11.999			25.314	18.663	89.2	87.3
2	11:10:16.572	1:04.573	21.293	24.393	18.887	89.6	85.8
3	11:11:21.472	1:04.900	21.435	24.777	18.688	89.0	85.7
4	11:12:26.885	1:05.413	21.700	24.500	19.213	88.8	84.5
5	11:13:32.154	1:05.269	21.804	24.862	18.603	88.4	85.8
6	11:14:36.618	1:04.464	21.180	24.551	18.733	88.5	85.7
7	11:15:40.275	1:03.657	20.998	23.981	18.678	88.3	85.4

Lap	Time of Day	Lap Tm	S1	S2	S3	S2Spd	SFSpd
(43) Bryony SMART							
1	11:08:24.833			26.582	20.060	84.8	81.6
2	11:09:31.628	1:06.795	21.694	25.022	20.079	85.3	82.5
3	11:10:37.290	1:05.682	21.244	25.233	19.185	85.6	81.4
4	11:11:42.572	1:05.282	21.343	24.733	19.206	86.7	81.5
5	11:12:47.252	1:04.680	21.323	24.370	18.987	86.3	81.2
6	11:13:51.839	1:04.587	21.235	24.444	18.908	86.0	82.4
7	11:14:56.433	1:04.594	21.325	24.341	18.928	85.7	82.4
8	11:16:00.795	1:04.362	20.926	24.442	18.994	84.8	82.4

Lap	Time of Day	Lap Tm	S1	S2	S3	S2Spd	SFSpd
(35) Logan PATTERSON							
1	11:08:23.954			26.971	19.423	85.4	85.9
2	11:09:30.960	1:07.006	21.618	25.918	19.470	87.4	86.0
3	11:10:37.770	1:06.810	21.566	26.037	19.207	87.5	85.7
4	11:11:43.949	1:06.179	21.769	25.200	19.210	89.2	85.6
5	11:12:50.118	1:06.169	21.441	25.282	19.446	88.4	85.6
6	11:13:55.522	1:05.404	21.343	25.221	18.840	88.1	86.1
7	11:15:02.250	1:06.728	21.425	25.782	19.521	87.7	86.7
8	11:16:07.678	1:05.428	21.169	25.400	18.859	87.6	86.4

Clerk of the Course**Orbits**Sig : Time :
Chief Timekeeper : Ian Sharp (SMART Timing)Results available at www.smart-timing.co.uk and www.speedhive.com

Printed: 30/05/2026 11:19:05



KMSC National Motorcycle racing

Scottish Championship 300's

Knockhill 1.267 miles

Race 4 - 1st Race

30/05/2026 13:45

Race (10 Laps)

POLE POSITION

1

1 14 Darren COX 58.098

2

73 Murray SIMMONDS 1:01.148

3

77 Leon TALL 1:01.192

2

4 41 Charlie WAPLINGTON 1:02.070

5

78 Dylan WALLACE 1:02.470

6

6 Mack HOUSTON 1:02.883

3

7 17 Ollie BUNYAN 1:02.948

8

136 Harris TALL 1:03.387

9

10 Jamie MORRISON 1:03.657

4

10 43 Bryony SMART 1:04.362
--

11

35 Logan PATTERSON 1:05.404

Clerk of the Course

Orbits

Sig : Time :
Chief Timekeeper : Ian Sharp (SMART Timing)
Results available at www.smart-timing.co.uk and www.speedhive.com

Printed: 30/05/2026 11:20:27



KMSC National Motorcycle racing

Scottish Championship 300's

Knockhill 1.267 miles

Race 16 - 2nd Race

31/05/2026 11:15

Race (10 Laps)

POLE POSITION

1

1 14 Darren COX 58.098

2

73 Murray SIMMONDS 1:01.148

3

77 Leon TALL 1:01.192

2

4 41 Charlie WAPLINGTON 1:02.070

5

78 Dylan WALLACE 1:02.470

6

6 Mack HOUSTON 1:02.883

3

7 17 Ollie BUNYAN 1:02.948

8

136 Harris TALL 1:03.387

9

10 Jamie MORRISON 1:03.657

4

10 43 Bryony SMART 1:04.362
--

11

35 Logan PATTERSON 1:05.404

Clerk of the Course

Orbits

Sig : Time :
Chief Timekeeper : Ian Sharp (SMART Timing)
Results available at www.smart-timing.co.uk and www.speedhive.com

Printed: 30/05/2026 11:21:39



KMSC National Motorcycle racing

Sorted on best lap time

Scottish Championship Pre-Injection 600

Knockhill 1.267 miles

Qualifying 5

30/05/2026 11:30

Practice (10:00 Time) started at 11:18:59

Pos	No.	Name	Make/Model	CC	Class	Laps	Best Tm	Diff	Best Speed	Avg. Speed
1	141	Arthur CHRISTIE	Yamaha	600	PI6	10	53.197		85.740	84.662
2	31	Daniel COOPER	Yamaha	600	PI6	10	53.215	0.018	85.711	78.209
3	26	Charlie REYNOLDS	Yamaha	600	PI6	10	53.324	0.127	85.535	84.569
4	75	Harry PULLAR	Triumph	765	PI6	9	53.376	0.179	85.452	76.269
5	8	Alan McGREGOR	Yamaha	600	PI6	10	53.955	0.758	84.535	78.417
6	99	Paul ROGERS	Yamaha	600	PI6	10	54.119	0.922	84.279	81.184
7	54	Robbie CRIGHTON	Yamaha	600	PI6	9	54.289	1.092	84.015	71.455
8	3	Liam MACKIE	Yamaha	600	PI6	10	54.325	1.128	83.959	78.748
9	7	Jon-Paul ADIE	Yamaha	600	PI6	10	54.496	1.299	83.696	80.840
10	89	David MUNRO	Yamaha	600	PI6	10	55.339	2.142	82.421	79.060
11	2	Archie O'DONNELL	Yamaha	600	PI6	10	55.418	2.221	82.303	78.918
12	76	Scott CRAWFORD	Yamaha	600	PI6	9	55.735	2.538	81.835	80.736
13	42	John ANDERSON	Yamaha	600	PI6	8	56.276	3.079	81.049	76.818
14	85	Scott KIRKPATRICK	Yamaha	599	PI6	8	56.426	3.229	80.833	62.112
15	15	James CRAWFORD	Yamaha	600	PI6	9	56.997	3.800	80.023	77.549
16	58	Barry STEWART	Yamaha	600	PI6	5	57.781	4.584	78.938	73.677
17	421	Gregor COOPER	Kawasaki	600	PI6	8	58.844	5.647	77.512	69.076
18	44	Pat CLEMENTS	Yamaha	600	PI6	7	1:00.644	7.447	75.211	72.922
19	97	Darren ANDERSON	Suzuki	600	PI6	7	1:02.267	9.070	73.251	70.103
20	721	Ross SHEARER	Kawasaki	600	PI6	1			-	66.341

Clerk of the Course

Orbits

Sig : Time :

Chief Timekeeper : Ian Sharp (SMART Timing)

Results available at www.smart-timing.co.uk and www.speedhive.com

Printed: 30/05/2026 11:35:20

KMSC National Motorcycle racing
Scottish Championship Pre-Injection 600
Knockhill 1.267 miles
Qualifying 5
30/05/2026 11:30
Practice (10:00 Time) started at 11:18:59

Lap	Time of Day	Lap Tm	S1	S2	S3	S2Spd	SFSpd	Lap	Time of Day	Lap Tm	S1	S2	S3	S2Spd	SFSpd
(141) Arthur CHRISTIE															
1	11:19:53.801			20.887	15.418	118.8	118.6	2	11:22:06.494	55.077	18.270	21.276	15.531		117.3
2	11:20:48.117	54.316	18.189	20.470	15.657	119.8	119.4	3	11:23:00.971	54.477	17.988	20.935	15.554		116.5
3	11:21:41.731	53.614	17.816	20.688	15.110	119.0	119.4	4	11:23:55.752	54.781	18.049	21.218	15.514		116.1
4	11:22:35.570	53.839	18.252	20.486	15.101	121.4	118.6	5	11:24:50.147	54.395	18.116	20.790	15.489		116.5
5	11:23:28.866	53.296	17.875	20.411	15.010	119.2	119.2	6	11:25:44.653	54.506	17.995	20.792	15.719		115.3
6	11:24:22.063	53.197	17.906	20.170	15.121	120.7	118.6	7	11:26:38.950	54.297	17.885	20.864	15.548		115.3
7	11:25:15.373	53.310	18.024	20.338	14.948	120.0	119.8	8	11:27:33.239	54.289	18.090	20.788	15.411		116.5
8	11:26:09.146	53.773	17.852	20.769	15.152	120.7	120.7	9	11:28:34.206	1:00.967	18.151	21.385	21.431		29.7
9	11:27:03.463	54.317	17.867	20.549	15.901	120.7	116.9	(3) Liam MACKIE							
10	11:27:58.462	54.999	17.907	20.778	16.314	101.1	119.0	1	11:20:08.364			22.381	16.236		113.9
(31) Daniel COOPER															
1	11:20:34.842						117.3	2	11:21:05.559	57.195	18.482	22.803	15.910		115.3
2	11:21:29.741	54.899	18.232	20.840	15.827		118.6	3	11:22:01.427	55.868	18.704	21.564	15.600		114.3
3	11:22:23.689	53.948	17.909				118.4	4	11:22:56.914	55.487	18.392	21.390	15.705		115.3
4	11:23:17.888	54.199	17.958	20.708	15.533		118.1	5	11:23:51.549	54.635	18.264	20.962	15.409		115.9
5	11:24:11.643	53.755	17.782	20.571	15.402		119.2	6	11:24:45.926	54.377	18.208	20.773	15.396		115.5
6	11:25:05.113	53.470	17.825	20.230	15.415		118.6	7	11:25:40.251	54.325	18.057	20.790	15.478		114.5
7	11:25:59.798	54.685	18.156	21.159	15.370		119.0	8	11:26:34.714	54.463	18.103	20.970	15.390		114.3
8	11:26:53.013	53.215	17.627	20.165	15.423		118.6	9	11:27:29.329	54.615	18.148	21.121	15.346		115.3
9	11:27:47.855	54.842	18.161	21.108	15.573		118.4	10	11:28:38.921	1:09.592	18.007	23.088	28.497		23.8
10	11:28:42.907	55.052	17.503	20.454	17.095		68.5	(7) Jon-Paul ADIE							
(26) Charlie REYNOLDS															
1	11:19:53.650			20.852	15.680		113.4	1	11:20:03.236			22.918	16.447		117.9
2	11:20:48.035	54.385	17.872	20.552	15.961		113.5	2	11:21:00.289	57.053	18.678	21.546	16.829		115.1
3	11:21:42.389	54.354	18.124	20.533	15.697		114.9	3	11:21:55.666	55.377	18.532	20.889	15.956		120.7
4	11:22:36.154	53.765	17.890	20.455	15.420		114.1	4	11:22:50.797	55.131	18.246	21.198	15.687		120.9
5	11:23:29.478	53.324	17.751	20.154	15.419		114.3	5	11:23:45.293	54.496	18.068	20.990	15.438		120.7
6	11:24:23.271	53.793	17.918	20.148	15.727		113.4	6	11:24:41.179	55.886	18.123	21.117	16.646		117.7
7	11:25:16.658	53.387	17.799	20.145	15.443		114.7	7	11:25:36.197	55.018	18.249	20.990	15.779		120.0
8	11:26:11.345	54.687	17.797	21.155	15.735		114.9	8	11:26:31.139	54.942	17.987	20.548	16.407		117.7
9	11:27:05.159	53.814	18.044	20.295	15.475		113.7	9	11:27:26.049	54.910	18.163	21.159	15.588		118.8
10	11:27:59.049	53.890	17.623	20.148	16.119		114.3	10	11:28:23.927	57.878	18.299	20.898	18.681		37.1
(75) Harry PULLAR															
1	11:20:37.009			21.225	15.972	116.3	113.7	(89) David MUNRO							
2	11:21:31.990	54.981	18.383	20.891	15.707	117.1	115.3	1	11:19:57.763			22.004	16.220	115.9	114.1
3	11:22:27.040	55.050	18.256	20.785	16.009	119.0	116.1	2	11:20:54.809	57.046	18.979	21.406	16.661	119.2	113.9
4	11:23:20.739	53.699	17.829	20.218	15.652	118.1	115.5	3	11:21:51.208	56.399	18.681	21.262	16.456	118.4	115.3
5	11:24:14.115	53.376	17.658	20.281	15.437	119.0	115.5	4	11:22:50.361	59.153	19.896	23.150	16.107	118.6	115.3
6	11:25:12.925	58.810	18.097	23.360	17.353	102.5	108.4	5	11:23:46.051	55.690	18.348	21.227	16.115	117.7	114.7
7	11:26:08.764	55.839	18.602	20.948	16.289	112.6	112.4	6	11:24:41.682	55.631	18.484	21.163	15.984	117.9	115.5
8	11:27:03.417	54.653	18.394	20.616	15.643	119.8	115.3	7	11:25:37.113	55.431	18.299	21.104	16.028	118.8	116.1
9	11:27:57.941	54.524	18.155	20.434	15.935	116.9	114.9	8	11:26:37.572	1:00.459	19.596	24.829	16.034	116.7	114.7
(2) Archie O'DONNELL															
1	11:20:00.480							9	11:27:32.911	55.339	18.405	21.052	15.882	117.1	114.5
2	11:20:56.900	56.420	19.095					10	11:28:36.630	1:03.719	18.374	21.519	23.826	115.9	26.7
3	11:21:53.164	56.264	18.723	21.252	16.289			(89) David MUNRO							
4	11:22:49.223	56.059	18.611	21.588	15.860			1	11:19:57.761			22.026	16.641	115.5	115.5
5	11:23:44.641	55.418	18.632	20.979	15.807			2	11:20:53.830	56.569	19.030	21.575	15.964	117.1	116.7
6	11:24:40.273	55.632	18.443	21.323	15.866			3	11:21:50.539	56.709	18.966	21.503	16.240	119.0	116.3
7	11:25:36.555	56.282	18.575	21.355	16.352			4	11:22:46.657	56.118	18.719	21.521	15.878	118.4	116.5
8	11:26:33.498	56.943	19.254	21.320	16.369			5	11:23:43.098	56.441	18.871	21.500	16.070	118.6	116.1
9	11:27:31.642	58.144	19.044	22.513	16.587			6	11:24:39.825	56.727	19.093	21.612	16.022	118.4	115.9
10	11:28:37.674	1:06.032	19.186	22.169	24.677			7	11:25:36.194	56.369	18.810	21.451	16.108	118.8	115.7
(76) Scott CRAWFORD															
1	11:19:57.261							8	11:26:32.431	56.237	18.991	21.272	15.974	118.1	116.5
2	11:20:53.830	56.569	19.030					9	11:27:28.166	55.735	18.669	21.301	15.765	117.9	116.1
3	11:21:50.539	56.709	18.966	21.503	16.240			(42) John ANDERSON							
4	11:22:46.657	56.118	18.719	21.521	15.878			1	11:20:12.563			22.705	16.705		116.1
5	11:23:43.098	56.441	18.871	21.500	16.070			2	11:21:10.751	58.188	19.814	22.175	16.199		117.3
6	11:24:39.825	56.727	19.093	21.612	16.022			3	11:22:07.690	56.939	19.143	21.566	16.230		118.1
7	11:25:36.194	56.369	18.810	21.451	16.108			4	11:23:04.908	57.218	19.271	21.588	16.359		116.7
8	11:26:32.431	56.237	18.991	21.272	15.974			5	11:24:01.184	56.276	18.658	21.353	16.265		117.1
9	11:27:28.166	55.735	18.669	21.301	15.765			(54) Robbie CRIGHTON							
(99) Paul ROGERS															
1	11:19:56.491			21.836	15.714	119.8	114.1	1	11:21:11.417				21.412	15.736	115.5
2	11:20:51.068	54.577	18.024	20.998	15.555	119.4	116.1								
3	11:21:47.115	56.047	18.591	21.886	15.570	119.8	116.7								
4	11:22:41.234	54.119	18.086	20.761	15.272	120.5	116.9								
5	11:23:37.458	56.224	18.193	20.728	17.303	120.7	116.3								
6	11:24:32.216	54.758	18.171	21.045	15.542	120.0	116.5								
7	11:25:27.100	54.884	18.109	20.872	15.903	120.9	115.7								
8	11:26:21.705	54.605	17.952	20.702	15.951	119.6	117.7								
9	11:27:16.221	54.516	18.085	21.043	15.388		116.9								
10	11:28:21.537	1:05.316	19.201	22.677	23.438	109.7	28.8								
(54) Robbie CRIGHTON															
1	11:21:11.417			21.412	15.736		115.5								

Clerk of the Course
Orbits

Sig : **Time :**
Chief Timekeeper : Ian Sharp (SMART Timing)
Results available at www.smart-timing.co.uk and www.speedhive.com



KMSC National Motorcycle racing

Scottish Championship Pre-Injection 600

Knockhill 1.267 miles

Qualifying 5

30/05/2026 11:30

Practice (10:00 Time) started at 11:18:59

Lap	Time of Day	Lap Tm	S1	S2	S3	S2Spd	SFSpd
6	11:24:58.543	57.359	18.615	21.122	17.622		113.7
7	11:25:55.867	57.324	19.332	21.511	16.481		117.3
8	11:26:54.720	58.853	18.659	21.543	18.651		35.5

(85) Scott KIRKPATRICK

1	11:22:02.240			22.000	16.187	118.8	117.3
2	11:22:59.042	56.802	18.853	21.858	16.091	119.4	116.7
3	11:23:56.513	57.471	19.129	22.371	15.971	121.1	116.7
4	11:24:53.028	56.515	18.729	21.500	16.286	119.8	117.9
5	11:25:49.745	56.717	18.733	21.679	16.305	120.7	115.9
6	11:26:46.171	56.426	18.769	21.603	16.054	120.0	116.5
7	11:27:42.896	56.725	18.671	21.670	16.384	119.6	116.5
8	11:28:47.184	1:04.288	18.580	21.590	24.118	120.3	32.1

(15) James CRAWFORD

1	11:20:06.562			23.034	16.978	113.2	112.8
2	11:21:05.495	58.933	19.549	22.772	16.612	112.4	112.6
3	11:22:03.928	58.433	19.509	22.339	16.585	113.4	114.3
4	11:23:01.714	57.786	19.089	22.507	16.190	111.7	114.9
5	11:23:59.197	57.483	19.003	22.238	16.242	116.3	114.7
6	11:24:57.053	57.856	19.047	22.542	16.267	114.5	115.1
7	11:25:54.298	57.245	18.786	22.118	16.341	113.9	114.7
8	11:26:52.063	57.765	18.998	22.273	16.494	113.9	113.4
9	11:27:49.060	56.997	18.909	22.047	16.041	116.7	116.3

(58) Barry STEWART

1	11:20:03.191			23.878	17.131		112.6
2	11:21:01.157	57.966	19.357	22.156	16.453		114.5
3	11:21:58.938	57.781	18.947	22.177	16.657		114.3
4	11:22:58.319	59.381	19.944	22.820	16.617		115.3
5	11:24:09.249	1:10.930	19.687	24.421	26.822		28.8

(421) Gregor COOPER

1	11:20:49.214			24.830	18.032		111.5
2	11:21:50.267	1:01.053	20.082	23.553	17.418		110.9
3	11:22:50.353	1:00.086	19.783	23.188	17.115		111.1
4	11:23:50.430	1:00.077	19.874	22.810	17.393		109.1
5	11:24:50.220	59.790	19.862	22.744	17.184		110.6
6	11:25:49.620	59.400	19.624	22.648	17.128		108.9
7	11:26:49.118	59.498	19.758	22.628	17.112		109.8
8	11:27:47.962	58.844	19.248	22.580	17.016		110.9

(44) Pat CLEMENTS

1	11:20:05.830			24.444	17.786		113.4
2	11:21:07.576	1:01.746	20.600	24.006	17.140		115.1
3	11:22:09.022	1:01.446	20.364	23.709	17.373		114.1
4	11:23:10.934	1:01.912	20.159	24.570	17.183		115.3
5	11:24:11.578	1:00.644	19.950	23.677	17.017		114.3
6	11:25:12.962	1:01.384	20.205	24.091	17.088		114.9
7	11:26:17.549	1:04.587	19.948	24.408	20.231		48.4

(97) Darren ANDERSON

1	11:20:11.321			24.270	18.459	105.0	106.9
2	11:21:16.026	1:04.705	21.617	24.154	18.934	99.0	106.2
3	11:22:19.659	1:03.633	21.524	23.973	18.136	106.7	106.7
4	11:23:21.926	1:02.267	20.651	23.613	18.003		108.8
5	11:24:25.299	1:03.373	20.836	24.207	18.330		108.2
6	11:25:28.111	1:02.812	21.278	23.755	17.779		108.4
7	11:26:35.154	1:07.043	21.044	23.672	22.327		34.1

(721) Ross SHEARER

1	11:20:08.470			24.475	22.473		100.6
---	--------------	--	--	---------------	---------------	--	--------------

Clerk of the Course

Orbits

Sig : _____ Time : _____
 Chief Timekeeper : Ian Sharp (SMART Timing)
 Results available at www.smart-timing.co.uk and www.speedhive.com

Printed: 30/05/2026 11:36:00

KMSC National Motorcycle racing

Scottish Championship Pre-Injection 600

Knockhill 1.267 miles

Race 5 - 1st Race

30/05/2026 14:00

Race (10 Laps)

POLE POSITION

1

1 141 Arthur CHRISTIE 53.197

2 31 Daniel COOPER 53.215
--

3 26 Charlie REYNOLDS 53.324

2

4 75 Harry PULLAR 53.376

5 8 Alan McGREGOR 53.955

6 99 Paul ROGERS 54.119

3

7 54 Robbie CRIGHTON 54.289
--

8 3 Liam MACKIE 54.325

9 7 Jon-Paul ADIE 54.496

4

10 89 David MUNRO 55.339

11 2 Archie O'DONNELL 55.418

12 76 Scott CRAWFORD 55.735
--

5

13 42 John ANDERSON 56.276

14 85 Scott KIRKPATRICK 56.426

15 15 James CRAWFORD 56.997
--

6

16 58 Barry STEWART 57.781

17 421 Gregor COOPER 58.844
--

18 44 Pat CLEMENTS 1:00.644
--

7

19 97 Darren ANDERSON 1:02.267

20 721 Ross SHEARER

Clerk of the Course

Orbits

Sig : Time :
Chief Timekeeper : Ian Sharp (SMART Timing)
Results available at www.smart-timing.co.uk and www.speedhive.com

Printed: 30/05/2026 11:37:48



KMSC National Motorcycle racing

Scottish Championship Pre-Injection 600

Knockhill 1.267 miles

Race 17 - 2nd Race

31/05/2026 13:00

Race (10 Laps)

POLE POSITION

1

1 141 Arthur CHRISTIE 53.197

2 31 Daniel COOPER 53.215
--

3 26 Charlie REYNOLDS 53.324

2

4 75 Harry PULLAR 53.376

5 8 Alan McGREGOR 53.955

6 99 Paul ROGERS 54.119

3

7 54 Robbie CRIGHTON 54.289
--

8 3 Liam MACKIE 54.325

9 7 Jon-Paul ADIE 54.496

4

10 89 David MUNRO 55.339

11 2 Archie O'DONNELL 55.418

12 76 Scott CRAWFORD 55.735
--

5

13 42 John ANDERSON 56.276

14 85 Scott KIRKPATRICK 56.426

15 15 James CRAWFORD 56.997
--

6

16 58 Barry STEWART 57.781

17 421 Gregor COOPER 58.844
--

18 44 Pat CLEMENTS 1:00.644
--

7

19 97 Darren ANDERSON 1:02.267

20 721 Ross SHEARER

Clerk of the Course

Sig : Time :

Chief Timekeeper : Ian Sharp (SMART Timing)

Results available at www.smart-timing.co.uk and www.speedhive.com

Printed: 30/05/2026 11:39:46

Orbits



KMSC National Motorcycle racing

Sorted on best lap time

Scottish Championship Superbikes & KMSC Clubman

Knockhill 1.267 miles

Qualifying 6

30/05/2026 11:45

Practice (10:00 Time) started at 11:33:46

Pos	No.	Name	Make/Model	CC	Class	Laps	Best Tm	Diff	Best Speed	Avg. Speed
1	79	Bruce BIRNIE	BMW	1000	SB	10	51.203		89.079	75.542
2	88	Sean McTAGGART	BMW	1000	SB	12	51.508	0.305	88.551	87.077
3	12	Ben McLUSKEY	Yamaha	1000	C	11	51.938	0.735	87.818	79.958
4	91	Tommy FENWICK	BMW	1000	C	8	52.488	1.285	86.898	80.557
5	8	Steven McCREIGHT	Suzuki	1000	C	11	52.614	1.411	86.690	78.945
6	41	Mark WOODS	Yamaha	1000	C	11	52.800	1.597	86.384	78.225
7	71	Gavin JONES	Honda	1000	SB	11	53.284	2.081	85.600	84.086
8	67	William McNEILL	Yamaha	998	C	11	53.807	2.604	84.768	81.132
9	17	Robert CARSON	Yamaha	998	C	11	54.550	3.347	83.613	81.350
10	9	Craig STEWART	BMW	1000	C	5	55.683	4.480	81.912	78.584

Clerk of the Course

Orbits

Sig : Time :

Chief Timekeeper : Ian Sharp (SMART Timing)

Results available at www.smart-timing.co.uk and www.speedhive.com

Printed: 30/05/2026 11:45:59

KMSC National Motorcycle racing
Scottish Championship Superbikes & KMSC Clubman
Knockhill 1.267 miles
Qualifying 6
30/05/2026 11:45
Practice (10:00 Time) started at 11:33:46

Lap	Time of Day	Lap Tm	S1	S2	S3	S2Spd	SFSpd	Lap	Time of Day	Lap Tm	S1	S2	S3	S2Spd	SFSpd	
(79) Bruce BIRNIE								(71) Gavin JONES								
1	11:35:23.681			20.892	14.743		133.9	11	11:44:27.713	53.210	17.954	20.059	15.197	129.8	122.9	
2	11:36:15.850	52.169	17.267	20.103	14.799		132.1	1	11:34:45.682			21.364	15.391	132.1	129.8	
3	11:37:07.384	51.534	17.111	19.862	14.561		131.8	2	11:35:39.936	54.254	18.242	20.598	15.414	130.8	130.3	
4	11:37:58.775	51.391	17.218	19.758	14.415		132.6	3	11:36:33.787	53.851	18.150	20.613	15.088	132.4	130.8	
5	11:38:50.198	51.423	17.017	19.877	14.529		133.4	4	11:37:27.071	53.284	17.988	20.336	14.960	132.9	130.8	
6	11:39:41.576	51.378	17.019	19.645	14.714		131.8	5	11:38:20.451	53.380	18.129	20.402	14.849	133.9	131.8	
7	11:40:32.779	51.203	16.960	19.723	14.520		133.2	6	11:39:14.292	17.937	20.528	15.376	130.3	125.7		
8	11:41:30.242	57.463	17.480	21.316	18.667		40.2	7	11:40:08.396	54.104	18.215	20.860	15.029	132.1	130.3	
9	11:42:58.395	1:28.153	52.816	20.654	14.683		132.4	8	11:41:01.882	53.486	18.067	20.432	14.987	133.2	130.3	
10	11:43:50.120	51.725	17.080	19.945	14.700		131.3	9	11:41:55.854	53.972	18.366	20.546	15.060	131.6	129.8	
(88) Sean McTAGGART								(67) William McNEILL								
1	11:34:42.516			20.797	14.917		128.8	11	11:43:43.014	53.635	18.343	20.330	14.962	132.4	130.6	
2	11:35:35.099	52.583	17.894	19.862	14.827		130.6	(71) William McNEILL								
3	11:36:27.018	51.919	17.573	19.721	14.625		132.9	1	11:34:51.797			21.206	15.681	128.6	124.3	
4	11:37:19.007	51.989	17.383	19.816	14.790		131.6	2	11:35:46.359	54.562	18.432	20.938	15.192	129.8	127.6	
5	11:38:10.515	51.508	17.308	19.708	14.492		133.7	3	11:36:41.636	55.277	18.560	21.206	15.511	127.8	126.1	
6	11:39:02.183	51.668	17.384	19.736	14.548		133.4	4	11:37:35.814	54.178	18.359	20.639	15.180	131.6	126.1	
7	11:39:53.981	51.798	17.448	19.764	14.586		131.8	5	11:38:30.271	54.457	18.365	20.865	15.227	126.1		
8	11:40:45.609	51.628	17.313	19.600	14.715		131.8	6	11:39:24.531	54.260	18.310	20.665	15.285	128.6		
9	11:41:37.146	51.537	17.399	19.639	14.499		131.6	7	11:40:18.910	54.379	17.947	20.807	15.625	126.1		
10	11:42:28.684	51.538	17.317	19.570	14.651		131.1	8	11:41:12.717	53.807	18.042	20.586	15.179	131.3	127.3	
11	11:43:20.204	51.520	17.417	19.687	14.416		132.6	9	11:42:07.250	54.533	18.346	20.540	15.647	125.7		
12	11:44:14.898	54.694	17.639	19.767	17.288		43.3	10	11:43:01.854	54.604	18.469	20.609	15.526	130.3	125.4	
(12) Ben McLUSKEY								(17) Robert CARSON								
1	11:35:25.607			21.057	15.149		127.3	11	11:44:04.737	1:02.883	18.362	21.219	23.302	125.9	28.8	
2	11:36:18.310	52.703	17.859	20.104	14.740		127.8	1	11:34:47.432			22.332	16.403		124.7	
3	11:37:10.527	52.217	17.627	19.908	14.682		127.8	2	11:35:44.044	56.612	18.695	21.800	16.117	121.8		
4	11:38:02.465	51.938	17.556	19.824	14.558		130.1	3	11:36:40.427	56.383	18.482	21.643	16.258	123.6		
5	11:38:54.954	52.489	17.501	20.133	14.855		130.3	4	11:37:36.142	55.715	18.559	21.521	15.635	127.3		
6	11:39:47.234	52.280	17.541	19.945	14.794		130.6	5	11:38:31.153	55.011	18.269	21.364	15.378	126.1		
7	11:40:39.316	52.082	17.393	20.125	14.564		130.6	6	11:39:26.538	55.385	18.414	21.431	15.540	129.1		
8	11:41:31.352	52.036	17.458	19.758	14.820		129.3	7	11:40:22.368	55.830	18.317	21.831	15.682	123.8		
9	11:42:23.322	51.970	17.478	19.768	14.724		129.1	8	11:41:17.529	55.161	18.397	21.243	15.521	121.1		
10	11:43:15.393	52.071	17.608	19.757	14.706		131.1	9	11:42:12.710	55.181	18.370	21.132	15.679	122.5		
11	11:44:13.817	58.424	18.308	20.805	19.311		119.2	10	11:43:08.527	55.817	18.231	21.674	15.912	122.7		
(91) Tommy FENWICK								(9) Craig STEWART								
1	11:35:00.380			21.467	15.555		125.0	11	11:44:03.077	54.550	18.036	21.072	15.442		125.2	
2	11:35:53.033	52.653	17.473	20.104	15.076		119.8	1	11:34:49.804			22.486	16.445	121.8	116.5	
3	11:36:45.786	52.753	17.682	20.169	14.902		127.3	2	11:35:46.046	56.242	18.771	21.493	15.978	124.5	116.1	
4	11:37:38.274	52.488	17.410	20.099	14.979		131.8	3	11:36:42.339	56.293	18.597	21.560	16.136	120.3	125.0	
5	11:38:31.337	53.063	17.683	20.094	15.286		129.3	4	11:37:38.022	55.683	18.586	21.358	15.739	125.0	119.0	
6	11:39:25.667	54.330	18.404	20.969	14.957		126.6	5	11:38:36.540	58.518	18.815	21.579	18.124	123.6	53.3	
7	11:40:19.090	53.423	17.544	20.199	15.680		125.4									
8	11:41:19.293	1:00.203	18.342	20.340	21.521		33.0									
(8) Steven McCREIGHT																
1	11:34:42.992			20.525	15.334		127.8	128.1								
2	11:35:35.750	52.758	17.836	19.759	15.163		134.8	127.6								
3	11:36:28.384	52.634	17.751	20.012	14.871		132.9	131.1								
4	11:37:21.078	52.694	17.731	19.908	15.055		132.6	127.3								
5	11:38:13.704	52.626	17.692	20.095	14.839		131.8	132.4								
6	11:39:06.318	52.614	17.600	20.197	14.817		132.1	132.1								
7	11:39:59.067	52.749	17.782	20.040	14.927		132.6	130.8								
8	11:41:01.507	1:02.440	18.241	20.844	23.355		113.7	33.0								
9	11:42:33.972	1:32.465	56.503	20.883	15.079		131.6	130.8								
10	11:43:27.441	53.469	17.581	20.890	14.998		130.1	125.7								
11	11:44:21.867	54.426	18.266	20.940	15.220		127.6	130.3								
(41) Mark WOODS																
1	11:35:04.899			20.764	15.824		124.7									
2	11:35:57.733	52.834	17.836	20.143	14.855		129.8									
3	11:36:51.198	53.465	17.843	20.327	15.295		125.9									
4	11:37:44.620	53.422	17.857	20.254	15.311		126.1									
5	11:38:38.044	53.424	18.025	20.306	15.093		127.6									
6	11:39:31.272	53.228	17.839	20.260	15.129		125.4									
7	11:40:24.072	52.800	17.731	20.162	14.907		129.1									
8	11:41:19.815	55.743	18.445	21.375	15.923		127.8									
9	11:42:17.136	57.321	18.122	20.189	19.010		134.2	41.2								
10	11:43:34.503	1:17.367	41.965	20.353	15.049			126.1								

Clerk of the Course

 Sig : _____ Time : _____
 Chief Timekeeper : Ian Sharp (SMART Timing)

 Results available at www.smart-timing.co.uk and www.speedhive.com

Printed: 30/05/2026 11:46:28

Orbits



KMSC National Motorcycle racing

Scottish Championship Superbikes & KMSC Clubman

Knockhill 1.267 miles

Race 6 - 1st Race

30/05/2026 14:15

Race (10 Laps)

POLE POSITION

1

1 79 Bruce BIRNIE 51.203

2

88 Sean McTAGGART 51.508

3

12 Ben McLUSKEY 51.938

2

4 91 Tommy FENWICK 52.488
--

5

8 Steven McCREIGHT 52.614

6

41 Mark WOODS 52.800

3

7 71 Gavin JONES 53.284

8

67 William McNEILL 53.807

9

17 Robert CARSON 54.550

4

10 9 Craig STEWART 55.683
--

Clerk of the Course

Sig :

Time :

Chief Timekeeper : Ian Sharp (SMART Timing)

Results available at www.smart-timing.co.uk and www.speedhive.com

Printed: 30/05/2026 11:47:47

Orbits



KMSC National Motorcycle racing

Scottish Championship Superbikes & KMSC Clubman

Knockhill 1.267 miles

Race 18 - 2nd Race

31/05/2026 13:15

Race (10 Laps)

POLE POSITION

1

1 79 Bruce BIRNIE 51.203

2

88 Sean McTAGGART 51.508

3

12 Ben McLUSKEY 51.938

2

4 91 Tommy FENWICK 52.488
--

5

8 Steven McCREIGHT 52.614

6

41 Mark WOODS 52.800

3

7 71 Gavin JONES 53.284

8

67 William McNEILL 53.807

9

17 Robert CARSON 54.550

4

10 9 Craig STEWART 55.683
--

Clerk of the Course

Orbits

Sig : Time :
Chief Timekeeper : Ian Sharp (SMART Timing)
Results available at www.smart-timing.co.uk and www.speedhive.com

Printed: 30/05/2026 11:48:32



KMSC National Motorcycle racing
Sorted on Laps
Scottish Championship CB500's
Knockhill 1.267 miles
Race 1 - 1st Race
30/05/2026 13:00
Race (10 Laps) started at 12:44:13

Pos	No.	Name	Make/Model	CC	Class	Laps	Total Tm	Diff	Best Tm	In Lap	Avg. Speed
1	172	Steven ALLAN	Honda	CB500	CB	10	9:48.697		57.940	9	77.478
2	187	Fraser MUTCH	Honda	CB500	CB	10	9:49.007	0.310	58.089	9	77.437
3	87	Finn CHALK	Honda	CB500	CB	10	9:59.773	11.076	58.992	3	76.047
4	10	Declan MacLENNAN	Honda	CB500	CB	10	10:10.327	21.630	1:00.045	2	74.732
5	38	Ronan MEEK	Honda	CB500	CB	10	10:13.213	24.516	1:00.529	5	74.380
6	7	Graham LYELL	Honda	CB500	CB	10	10:18.265	29.568	1:00.648	2	73.772
7	80	Drew PATON	Honda	CB500	CB	10	10:26.208	37.511	1:01.452	5	72.837
8	36	Crichton CAMPBELL	Honda	CB500	CB	10	10:26.822	38.125	1:01.640	5	72.765
9	189	David MUNRO	Honda	CB500	CB	10	10:30.964	42.267	1:02.065	4	72.288
10	303	Jamie ANDERSON	Honda	CB500	CB	10	10:37.735	49.038	1:02.443	2	71.520
11	85	James HESSON	Honda	CB500	CB	10	10:38.323	49.626	1:02.298	5	71.454
12	17	Robert COLEMAN	Honda	CB500	CB	10	10:40.687	51.990	1:02.695	10	71.191
13	68	Graham FARQUHARSON	Honda	CB500	CB	10	10:44.000	55.303	1:03.013	2	70.824
14	116	Dylan WAPLINGTON	Honda	CB500	CB	9	9:54.971	1 Lap	1:04.585	8	68.995
15	244	Nathan MOCHAN	Honda	CB500	CB	9	10:18.122	1 Lap	1:07.224	9	66.411
16	33	William MALCOLM	Honda	CB500	CB	9	10:29.016	1 Lap	1:07.767	2	65.260
17	88	Chris GALLETLY	Honda	CB500	CB	9	10:29.201	1 Lap	1:07.437	6	65.241
18	331	Neil RAE	Honda	CB500	CB	9	10:39.186	1 Lap	1:09.621	5	64.222
19	139	Charlene LESSELLS	Honda	CB500	CB	9	10:59.508	1 Lap	1:12.429	7	62.243
20	535	Chris FENTON	Honda	CB500	CB	8	9:51.379	2 Laps	1:12.246	3	61.701
Not classified											
DNF	29	Ewan AUSTIN	Honda	CB500	CB	9	9:30.335	DNF	1:01.886	4	71.975
DNF	70	Martin LYELL	Honda	CB500	CB	6	6:13.519	DNF	1:01.047	4	73.267
DNF	135	Kristopher LENNIE	Honda	CB500	CB	3	3:23.682	DNF	1:05.795	3	67.180
DNF	19	Dave FORDYCE	Honda	CB500	CB	2	2:16.092	DNF	1:05.316	2	67.030
DNF	179	Paul CHAMBERLAIN	Honda	CB500	CB	1	1:11.189	DNF		0	64.070
DNS	97	Graeme JOHNSTONE	Honda	CB500	CB			DNS		0	-
DNS	1	Barry STEWART	Honda	CB500	CB			DNS		0	-

Margin of Victory	Avg. Speed	Best Lap Tm	Best Speed	Best Lap by
0.310	77.478	57.940	78.721	172 - Steven ALLAN

Clerk of the Course
Orbits
Sig : **Time :**
Chief Timekeeper : Ian Sharp (SMART Timing)
Results available at www.smart-timing.co.uk and www.speedhive.com
Printed: 30/05/2026 12:58:36


KMSC National Motorcycle racing
Scottish Championship CB500's
Knockhill 1.267 miles
Race 1 - 1st Race
30/05/2026 13:00
Race (10 Laps) started at 12:44:13

Lap	Time of Day	Lap Tm	S1	S2	S3	S2Spd	SFSpd
(172) Steven ALLAN							
1	12:45:14.048			22.097	17.271	96.4	92.9
2	12:46:12.195	58.147	19.081	21.813	17.253	97.8	93.3
3	12:47:10.694	58.499	19.287	21.974	17.238	97.3	93.5
4	12:48:08.947	58.253	19.190	21.884	17.179	97.0	93.9
5	12:49:09.398	1:00.451	19.105	22.029	19.317	98.7	93.2
6	12:50:08.329	58.931	19.106	22.532	17.293	96.6	93.7
7	12:51:07.388	59.059	19.355	22.051	17.653	98.0	91.7
8	12:52:05.979	58.591	19.193	22.045	17.353	98.0	93.1
9	12:53:03.919	57.940	18.924	21.888	17.128	98.1	93.6
10	12:54:02.497	58.578	19.010	22.226	17.342	98.8	93.6
(187) Fraser MUTCH							
1	12:45:14.419			22.108	17.266	97.1	93.2
2	12:46:12.583	58.164	19.146	21.833	17.185	97.8	93.6
3	12:47:11.247	58.664	19.492	21.945	17.227	97.5	93.7
4	12:48:09.703	58.456	19.415	21.865	17.176	97.4	93.7
5	12:49:09.492	59.789	19.284	21.800	18.705	98.8	94.7
6	12:50:08.509	59.017	19.324	22.454	17.239	98.1	94.8
7	12:51:07.433	58.924	19.451	22.014	17.459	99.0	91.3
8	12:52:06.044	58.611	19.379	21.880	17.352	98.7	92.1
9	12:53:04.133	58.089	19.250	21.739	17.100	98.5	94.4
10	12:54:02.807	58.674	19.040	22.321	17.313	98.7	93.9
(87) Finn CHALK							
1	12:45:15.157			22.354	17.468	98.0	93.9
2	12:46:14.292	59.135	19.395	22.240	17.500	98.7	94.0
3	12:47:13.284	58.992	19.500	22.138	17.354	97.7	94.3
4	12:48:12.395	59.111	19.404	22.301	17.406	97.4	94.4
5	12:49:11.627	59.232	19.511	22.270	17.451		94.5
6	12:50:11.447	59.820	20.149	22.383	17.288	98.4	93.6
7	12:51:11.292	59.845	19.596	22.712	17.537	97.3	93.3
8	12:52:11.924	1:00.632	19.935	23.104	17.593	97.0	93.5
9	12:53:12.572	1:00.648	19.996	22.951	17.701	96.7	92.3
10	12:54:13.573	1:01.001	20.007	22.973	18.021	97.3	91.9
(10) Declan MacLENNAN							
1	12:45:17.099			23.110	17.737	95.1	91.2
2	12:46:17.144	1:00.045	19.758	22.736	17.551	95.6	92.6
3	12:47:17.764	1:00.620	20.284	22.606	17.730	95.3	91.2
4	12:48:18.588	1:00.824	19.893	22.858	18.073	94.4	90.0
5	12:49:18.723	1:00.135	19.882	22.641	17.612	94.7	90.6
6	12:50:19.391	1:00.668	19.813	23.135	17.720	95.1	90.2
7	12:51:19.895	1:00.504	19.912	23.018	17.574	95.1	90.9
8	12:52:22.010	1:02.115	20.316	23.999	17.800	93.3	90.3
9	12:53:23.072	1:01.062	20.019	23.223	17.820	94.8	89.8
10	12:54:24.127	1:01.055	19.917	23.168	17.970	92.9	88.2
(38) Ronan MEEK							
1	12:45:16.249			22.630	17.970	94.7	90.4
2	12:46:16.904	1:00.655	20.075	22.773	17.807	94.1	91.2
3	12:47:17.845	1:00.941	20.160	22.704	18.077	94.0	92.7
4	12:48:18.679	1:00.834	20.119	22.650	18.065	96.4	92.3
5	12:49:19.208	1:00.529	20.013	22.720	17.796	95.6	90.6
6	12:50:20.662	1:01.454	19.980	23.421	18.053	95.1	90.1
7	12:51:21.818	1:01.156	20.085	23.034	18.037	94.5	90.2
8	12:52:23.845	1:02.027	20.106	23.772	18.149	93.2	87.6
9	12:53:25.493	1:01.648	20.319	23.278	18.051	93.5	90.2
10	12:54:27.013	1:01.520	20.498	23.048	17.974	93.1	90.0
(7) Graham LYELL							
1	12:45:18.254			23.363	17.671		94.7
2	12:46:18.902	1:00.648	20.279	22.752	17.617	99.3	95.7
3	12:47:20.345	1:01.443	20.449	23.251	17.743		94.7
4	12:48:21.358	1:01.013	20.374	23.000	17.639	97.8	94.5
5	12:49:22.699	1:01.341	20.325	23.259	17.757		94.8
6	12:50:23.870	1:01.171	20.292	23.218	17.661	99.0	94.5
7	12:51:25.987	1:02.117	21.067	23.246	17.804		94.4
8	12:52:27.800	1:01.813	20.330	23.876	17.607		94.8
9	12:53:30.689	1:02.889	21.574	23.753	17.562	97.4	94.7
10	12:54:32.065	1:01.376	20.300	23.420	17.656	98.3	94.1
(80) Drew PATON							

Lap	Time of Day	Lap Tm	S1	S2	S3	S2Spd	SFSpd
1	12:45:20.047			23.870	18.449		90.9
2	12:46:21.721	1:01.674	20.356	23.236	18.082		91.7
3	12:47:23.583	1:01.862	20.559	23.304	17.999		91.7
4	12:48:25.294	1:01.711	20.325	23.179	18.207		91.2
5	12:49:26.746	1:01.452	20.272	23.077	18.103		91.6
6	12:50:29.177	1:02.431	20.550	23.615	18.266		91.2
7	12:51:32.263	1:03.086	20.668	24.280	18.138		91.3
8	12:52:34.244	1:01.981	20.273	23.449	18.259		91.2
9	12:53:36.900	1:02.656	21.350	23.153	18.153		90.1
10	12:54:40.008	1:03.108	20.629	24.173	18.306		90.3
(36) Crichton CAMPBELL							
1	12:45:19.677			23.631	18.449		90.4
2	12:46:21.415	1:01.738	20.260	23.299	18.179	94.4	90.8
3	12:47:23.070	1:01.655	20.578	23.093	17.984		91.6
4	12:48:24.841	1:01.771	20.207	23.273	18.291	93.5	91.1
5	12:49:26.481	1:01.640	20.110	23.407	18.123		90.9
6	12:50:29.034	1:02.553	20.289	24.186	18.078	94.1	90.3
7	12:51:31.941	1:02.907	20.629	24.129	18.149		94.4
8	12:52:34.212	1:02.271	20.245	23.813	18.213		93.7
9	12:53:36.948	1:02.736	20.821	23.524	18.391		93.6
10	12:54:40.622	1:03.674	20.800	23.915	18.959		93.5
(189) David MUNRO							
1	12:45:22.639						91.8
2	12:46:25.519	1:02.880	20.846	23.881	18.153		91.4
3	12:47:27.870	1:02.351	20.445	23.866	18.040		91.6
4	12:48:29.935	1:02.065	20.306	23.543	18.216		90.8
5	12:49:32.212	1:02.277	20.446	23.648	18.183		90.2
6	12:50:34.949	1:02.737	20.791				90.4
7	12:51:37.439	1:02.490	20.563				90.8
8	12:52:40.080	1:02.641	20.699	23.740	18.202		90.7
9	12:53:42.619	1:02.539	20.380	23.652	18.507		90.3
10	12:54:44.764	1:02.145	20.456				90.8
(303) Jamie ANDERSON							
1	12:45:21.252			24.286	18.762		90.9
2	12:46:23.695	1:02.443	20.378	23.393	18.672		90.8
3	12:47:26.906	1:03.211	20.954	23.704	18.553		89.6
4	12:48:30.855	1:03.949	20.827	24.339	18.783		89.1
5	12:49:33.741	1:02.886	20.367	23.738	18.781		90.4
6	12:50:37.002	1:03.261	20.664	23.948	18.649		90.3
7	12:51:40.229	1:03.227	20.461	24.057	18.709		90.0
8	12:52:44.063	1:03.834	20.858	24.200	18.776		88.8
9	12:53:47.423	1:03.360	20.738	23.763	18.859		84.7
10	12:54:51.535	1:04.112	20.745	24.356	19.011		84.4
(85) James HESSON							
1	12:45:24.253			25.014	18.584		97.1
2	12:46:28.307	1:04.054	20.933	24.731	18.390		95.9
3	12:47:31.871	1:03.564	20.856	24.299	18.409		96.7
4	12:48:34.882	1:03.011	20.787	23.888	18.336		97.5
5	12:49:37.180	1:02.298	20.235	23.940	18.123		97.4
6	12:50:39.821	1:02.641	20.459	23.966	18.216		92.7
7	12:51:42.954	1:03.133	20.767	24.017	18.349		97.4
8	12:52:46.947	1:03.993	20.793	24.901	18.299		95.3
9	12:53:49.593	1:02.646	20.257	24.090	18.299		96.4
10	12:54:52.123	1:02.530	20.288	23.986	18.256		96.8
(17) Robert COLEMAN							
1	12:45:22.100			24.580	18.701		91.1
2	12:46:26.293	1:04.193	20.955	24.560</			

KMSC National Motorcycle racing
Scottish Championship CB500's
Knockhill 1.267 miles
Race 1 - 1st Race
30/05/2026 13:00
Race (10 Laps) started at 12:44:13


Lap	Time of Day	Lap Tm	S1	S2	S3	S2Spd	SFSpd	Lap	Time of Day	Lap Tm	S1	S2	S3	S2Spd	SFSpd
3	12:47:31.102	1:06.734	21.174	25.473	20.087	87.2	82.3								
4	12:48:34.734	1:03.632	20.969	23.746	18.917	89.7	87.4								
5	12:49:38.472	1:03.738	20.844	23.963	18.931	91.6	87.3								
6	12:50:41.782	1:03.310	20.763	23.781	18.766	91.1	87.3								
7	12:51:45.146	1:03.364	20.746	23.834	18.784	90.3	87.3								
8	12:52:49.663	1:04.517	20.810	24.492	19.215	89.0	87.6								
9	12:53:53.469	1:03.806	21.070	23.948	18.788	89.8	87.3								
10	12:54:57.800	1:04.331	20.788	24.377	19.166	88.2	86.7								
(116) Dylan WAPLINGTON															
1	12:45:23.577			25.063	19.112	93.9	89.7								
2	12:46:29.013	1:05.436	21.299	25.213	18.924	92.1	90.0								
3	12:47:34.375	1:05.362	21.642	24.632	19.088	92.9	89.8								
4	12:48:39.980	1:05.605	21.887	24.634	19.084	92.4	81.4								
5	12:49:46.640	1:06.660	23.016	24.706	18.938	92.4	88.9								
6	12:50:51.840	1:05.200	21.690	24.712	18.798	92.3	89.0								
7	12:51:56.722	1:04.882	21.420	24.650	18.812	91.9	88.5								
8	12:53:01.307	1:04.585	21.485	24.447	18.653	91.9	89.0								
9	12:54:08.771	1:07.464	21.346	26.920	19.198	92.1	89.4								
(244) Nathan MOCHAN															
1	12:45:28.759			27.022	19.316	93.9	91.8								
2	12:46:36.273	1:07.514	22.239	25.839	19.436	93.9	91.3								
3	12:47:45.109	1:08.836	22.798	26.667	19.371	94.4	91.9								
4	12:48:52.395	1:07.286	22.318	25.817	19.151	96.4	91.3								
5	12:50:00.584	1:08.189	22.153	26.407	19.629	93.5	90.7								
6	12:51:08.982	1:08.398	22.441	26.702	19.255	93.1	91.8								
7	12:52:16.837	1:07.855	22.094	26.409	19.352	93.7	90.7								
8	12:53:24.698	1:07.861	22.009	26.371	19.481	92.9	90.9								
9	12:54:31.922	1:07.224	22.307	26.073	18.844	93.9	91.1								
(33) William MALCOLM															
1	12:45:29.978			27.009	19.888	92.7	91.6								
2	12:46:37.745	1:07.767	22.479	25.371	19.917	93.7	90.4								
3	12:47:46.389	1:08.644	22.650	25.984	20.010	93.3	90.3								
4	12:48:56.597	1:10.208	23.936	26.012	20.260	92.9	90.1								
5	12:50:06.225	1:09.628	22.948	26.339	20.341	92.8	88.8								
6	12:51:16.626	1:10.401	23.215	26.303	20.883	89.0	87.4								
7	12:52:25.793	1:09.167	22.906	26.332	19.929	92.9	90.3								
8	12:53:34.575	1:08.782	22.807	25.940	20.035	91.2	90.2								
9	12:54:42.816	1:08.241	22.295	25.896	20.050	92.3	90.1								
(88) Chris GALLETLY															
1	12:45:31.005			26.756	20.633		89.6								
2	12:46:41.832	1:10.827	24.267	26.451	20.109		89.2								
3	12:47:52.402	1:10.570	23.664	26.217	20.689		86.9								
4	12:49:03.242	1:10.840	23.519				89.4								
5	12:50:11.567	1:08.325	22.922	25.929	19.474		90.2								
6	12:51:19.004	1:07.437	22.243				88.2								
7	12:52:27.072	1:08.068	22.798				88.6								
8	12:53:35.065	1:07.993	23.449				90.7								
9	12:54:43.001	1:07.936	23.178				90.7								
(331) Neil RAE															
1	12:45:30.398						83.0								
2	12:46:41.946	1:11.548	24.300				84.1								
3	12:47:51.731	1:09.785	23.130	26.773	19.882		84.2								
4	12:49:01.929	1:10.198	23.226	26.722	20.250		83.2								
5	12:50:11.550	1:09.621	23.002				83.1								
6	12:51:21.824	1:10.274	23.190	27.096	19.988		83.2								
7	12:52:31.723	1:09.899	23.509				83.3								
8	12:53:42.497	1:10.774	24.389				81.8								
9	12:54:52.986	1:10.489	23.326	26.928	20.235		81.5								
(139) Charlene LESSELLS															
1	12:45:29.692			27.258	20.447	89.5	88.4								
2	12:46:43.457	1:13.765	23.650	28.379	21.736	85.5	83.9								
3	12:47:56.529	1:13.072	24.517	27.853	20.702	87.2	85.9								
4	12:49:09.781	1:13.252	24.100	28.265	20.887	82.8	86.1								
5	12:50:22.279	1:12.498	23.965	27.939	20.594	86.3	86.3								
6	12:51:34.829	1:12.550	23.883	27.810	20.857	87.0	85.9								
7	12:52:47.258	1:12.429	24.045	27.706	20.678	88.3	86.5								
8	12:54:00.079	1:12.821	23.604	28.012	21.205	85.9	85.3								
9	12:55:13.308	1:13.229	23.989	28.399	20.841	86.1	84.1								
(535) Chris FENTON															
1	12:45:33.241					27.664	20.206								86.1
2	12:46:46.332	1:13.091	24.464			27.817	20.810								88.2
3	12:47:58.578	1:12.246	24.740	27.097		20.409	88.9								
4	12:49:11.363	1:12.785	24.498	27.551	20.736		85.3								
5	12:50:23.911	1:12.548	24.501	27.595	20.452		86.3								
6	12:51:38.087	1:14.176	25.345	28.282	20.549		86.0								
7	12:52:51.247	1:13.160	24.489	27.975	20.696		87.8								
8	12:54:05.179	1:13.932	25.544	27.817	20.571		87.4								
(29) Ewan AUSTIN															
1	12:45:23.269					24.328	18.680	95.5							88.6
2	12:46:26.073	1:02.804	20.564	23.934	18.306		94.8	89.7							
3	12:47:28.463	1:02.390	20.521	23.823	18.046		92.3	89.5							
4	12:48:30.349	1:01.886	20.562	22.974	18.350		94.5	88.5							
5	12:49:32.767	1:02.418	20.183	23.759	18.476		92.6	88.0							
6	12:50:35.909	1:03.142	20.362	24.110	18.670		90.6	84.4							
7	12:51:38.357	1:02.448	20.460	23.285	18.703		93.3	86.1							
8	12:52:41.635	1:03.278	20.959	23.882	18.437		89.8	85.5							
9	12:53:44.135	1:02.500	20.367	23.478	18.655		91.7	86.8							
(70) Martin LYELL															
1	12:45:17.819					23.479	18.322								90.1
2	12:46:18.917	1:01.098	20.057	23.048	17.993		90.4								
3	12:47:21.287	1:02.370	20.604	23.684	18.082		90.8								
4	12:48:22.334	1:01.047	20.145	22.999	17.903		91.2								
5	12:49:23.732	1:01.398	19.907	23.379	18.112		90.7								
6	12:50:27.319	1:03.587	19.993	23.238	20.356		91.4	45.5							
(135) Kristopher LENNIE															
1	12:45:25.750					25.285	19.311	92.9	90.2						
2	12:46:31.687	1:05.937	21.729	25.085	19.123				87.4						
3	12:47:37.482	1:05.795	22.022	24.941	18.832		91.8	90.1							
(19) Dave FORDYCE															
1	12:45:24.576					25.042	19.075	90.8	85.1						
2	12:46:29.892	1:05.316	21.985	24.294	19.037		90.4	86.1							
(179) Paul CHAMBERLAIN															
1	12:45:24.989					25.191	19.719	90.3	88.1						

Clerk of the Course

Sig : _____ Time : _____
 Chief Timekeeper : Ian Sharp (SMART Timing)
 Results available at www.smart-timing.co.uk and www.speedhive.com

Orbits



KMSC National Motorcycle racing
Lapchart
Scottish Championship CB500's
Knockhill 1.267 miles
Race 1 - 1st Race
30/05/2026 13:00
Race (10 Laps) started at 12:44:13


Competitors	Laps									
	1	2	3	4	5	6	7	8	9	10
Steven ALLAN (172)	172	172	172	172	172	172	172	172	172	172
Fraser MUTCH (187)	187	187	187	187	187	187	187	187	187	187
Finn CHALK (87)	87	87	87	87	87	87	87	87	87	87
Ronan MEEK (38)	38	38	10	10	10	10	10	10	10	10
Declan MacLENNAN (10)	10	10	38	38	38	38	38	38	38	38
Martin LYELL (70)	70	7	7	7	7	7	7	7	7	7
Graham LYELL (7)	7	70	70	70	70	70	36	36	80	80
Crichton CAMPBELL (36)	36	36	36	36	36	36	80	80	36	36
Drew PATON (80)	80	80	80	80	80	80	189	189	189	189
Jamie ANDERSON (303)	303	303	303	189	189	189	29	29	29	303
Graham FARQUHARSON (68)	68	68	189	29	29	29	303	303	303	85
Robert COLEMAN (17)	17	189	29	303	303	303	17	85	85	17
David MUNRO (189)	189	29	17	17	17	17	85	17	17	68
Ewan AUSTIN (29)	29	17	68	68	85	85	68	68	68	
Dylan WAPLINGTON (116)	116	85	85	85	68	68	116	116	116	
James HESSON (85)	85	116	116	116	116	116	244	244	244	
Dave FORDYCE (19)	19	19	135	244	244	244	33	33	33	
Paul CHAMBERLAIN (179)	179	135	244	33	33	33	88	88	88	
Kristopher LENNIE (135)	135	244	33	331	331	88	331	331	331	
Nathan MOCHAN (244)	244	33	331	88	88	331	139	139	139	
Charlene LESSELLS (139)	139	88	88	139	139	139	535	535		
William MALCOLM (33)	33	331	139	535	535	535				
Neil RAE (331)	331	139	535							
Chris GALLETLY (88)	88	535								
Chris FENTON (535)	535									
-	26									
-	27									

Clerk of the Course
Orbits
Sig : **Time :**
Chief Timekeeper : Ian Sharp (SMART Timing)
Results available at www.smart-timing.co.uk and www.speedhive.com
Printed: 30/05/2026 12:59:24


KMSC National Motorcycle racing

KMSC CB500's

Knockhill 1.267 miles

Race 7 - 1st Race

30/05/2026 14:30

Race (10 Laps)

POLE POSITION

1	1 172 Steven ALLAN	2 187 Fraser MUTCH	3 87 Finn CHALK
2	4 10 Declan MacLENNAN	5 38 Ronan MEEK	6 7 Graham LYELL
3	7 80 Drew PATON	8 36 Crichton CAMPBELL	9 189 David MUNRO
4	10 303 Jamie ANDERSON	11 85 James HESSON	12 17 Robert COLEMAN
5	13 68 Graham FARQUHARSON	14 116 Dylan WAPLINGTON	15 244 Nathan MOCHAN
6	16 33 William MALCOLM	17 88 Chris GALLETLY	18 331 Neil RAE
7	19 139 Charlene LESSELLS	20 535 Chris FENTON	21 29 Ewan AUSTIN
8	22 70 Martin LYELL	23 135 Kristopher LENNIE	24 19 Dave FORDYCE
9	25 179 Paul CHAMBERLAIN	26 97 Graeme JOHNSTONE	27 1 Barry STEWART

Clerk of the Course

Orbits

Sig : Time :

Chief Timekeeper : Ian Sharp (SMART Timing)

Results available at www.smart-timing.co.uk and www.speedhive.com

Printed: 30/05/2026 13:00:56



KMSC National Motorcycle racing

Sorted on Laps

Scottish Championship Lightweights

Knockhill 1.267 miles

Race 2 - 1st Race

30/05/2026 13:15

Race (10 Laps) started at 13:18:56

Pos	No.	Name	Make/Model	CC	Class	Laps	Total Tm	Diff	Best Tm	In Lap	Avg. Speed
1	123	Johnny STEWART	Aprilia	660	SL	10	9:47.498		55.902	10	77.636
2	63	Jack DUNABIE	Beon	450	SL	10	9:47.719	0.221	57.574	2	77.607
3	146	Kian McDONALD	Aprilia	660	SL	10	9:53.445	5.947	57.620	9	76.858
4	10	Declan MacLENNAN	BMW	900	SL	10	10:11.038	23.540	57.997	7	74.645
5	93	Ryan MORRISON	Aprilia	660	SL	10	10:16.543	29.045	58.397	10	73.978
6	19	Tyler HUMPHRIES	Beon	250	SL C	10	10:16.546	29.048	58.592	10	73.978
7	96	Zoe PATERSON	Aprilia	660	SL	10	10:40.530	53.032	1:01.520	10	71.208
8	94	Barry O'DONNELL	Aprilia	660	SL C	10	10:44.023	56.525	1:00.278	10	70.822
9	31	Lewis PATERSON		600	SL C	10	10:45.331	57.833	1:00.114	10	70.678
10	40	Archie ORMROD	Kawasaki	400	SL C	9	10:16.358	1 Lap	1:05.907	9	66.601
11	22	Andrew NEIL	Yamaha	400	SL C	9	10:55.781	1 Lap	1:11.343	5	62.597

Not classified

DNF	110	Chris EASTWOOD	Aprilia	660	SL	3	5:28.703	DNF	1:34.858	3	41.628
DNF	2	Kade WATT	Kawasaki	400	SL C	1	1:35.787	DNF		0	47.617
DNS	134	Kenneth MacLEOD	BMW	900	SL			DNS		0	-
DNS	45	Marley MacKENZIE	Kawasaki	400	SL C			DNS		0	-
DNS	3	Ben McLUSKEY	BMW	900	SL			DNS		0	-
DNS	38	Adon DAVIE	Honda	250	SL			DNS		0	-
DNS	87	Fraser MUTCH	BMW	900	SL			DNS		0	-
DNS	7	Finn CHALK	BMW	900	SL			DNS		0	-
DNS	999	Tony ALEXANDER	BMW	900	SL			DNS		0	-
DNS	52	Michael THOMSON	KTM Kramer	690	SL C			DNS		0	-
DNS	44	Evan PUNTON	Suzuki	650	SL C			DNS		0	-

Margin of Victory	Avg. Speed	Best Lap Tm	Best Speed	Best Lap by
0.221	77.636	55.902	81.591	123 - Johnny STEWART

Clerk of the Course

Orbits

Sig : Time :
 Chief Timekeeper : Ian Sharp (SMART Timing)
 Results available at www.smart-timing.co.uk and www.speedhive.com





KMSC National Motorcycle racing

Scottish Championship Lightweights

Race 2 - 1st Race

Race (10 Laps) started at 13:18:56

Knockhill 1.267 miles

30/05/2026 13:15

Lap	Time of Day	Lap Tm	S1	S2	S3	S2Spd	SFSpd	Lap	Time of Day	Lap Tm	S1	S2	S3	S2Spd	SFSpd	
(123) Johnny STEWART																
1	13:19:59.536			22.962	17.381		111.7	1	13:20:07.129			25.730	18.456	101.5	100.0	
2	13:20:59.935	1:00.399	20.313	23.067	17.019		112.6	2	13:21:12.540	1:05.411	21.666	25.303	18.442	100.9	100.6	
3	13:21:59.736	59.801	20.084	22.683	17.034		112.4	3	13:22:17.293	1:04.753	21.745	24.718	18.290	104.5	100.5	
4	13:22:58.707	58.971	19.557	22.572	16.842		112.4	4	13:23:21.183	1:03.890	21.191	24.344	18.355	103.1	100.5	
5	13:23:57.482	58.775	19.618	22.432	16.725		112.4	5	13:24:24.654	1:03.471	21.001	24.282	18.188	104.7	101.1	
6	13:24:56.730	59.248	19.442	23.222	16.584		112.4	6	13:25:27.482	1:02.828	20.985	23.975	17.868	105.2	100.9	
7	13:25:54.445	57.715	19.191	22.025	16.499		113.0	7	13:26:30.085	1:02.603	20.841	23.938	17.824	105.7	100.9	
8	13:26:51.898	57.453	19.499	21.709	16.245		112.0	8	13:27:32.496	1:02.411	20.825	23.812	17.774	106.0	100.3	
9	13:27:47.947	56.049	18.730	21.321	15.998		113.5	9	13:28:35.361	1:02.865	20.763	24.425	17.677	103.7	100.8	
10	13:28:43.849	55.902	18.334	21.445	16.123		113.7	10	13:29:36.881	1:01.520	20.364	23.381	17.775	106.4	101.1	
(63) Jack DUNABIE																
1	13:19:56.429			22.390	16.129		116.5	111.3	1	13:20:09.852			26.480	19.472	110.0	
2	13:20:54.003	57.574	19.082	22.272	16.220		117.1	113.3	2	13:21:17.959	1:08.107	23.590	25.971	18.546	109.8	
3	13:21:51.945	57.942	19.121	22.469	16.352		116.7	110.7	3	13:22:24.514	1:06.555	22.514	25.466	18.575	109.1	
4	13:22:50.200	58.255	19.340	22.482	16.433		116.5	111.8	4	13:23:29.723	1:05.209	21.988	25.071	18.150	110.4	
5	13:23:48.797	58.597	19.076	22.619	16.902		115.7	109.7	5	13:24:33.321	1:03.598	21.297	24.261	18.040	110.2	
6	13:24:47.549	58.752	19.340	22.823	16.589		115.9	108.6	6	13:25:36.519	1:03.198	21.133	24.202	17.863	110.2	
7	13:25:49.208	1:01.659	20.447	24.574	16.638		115.5	110.6	7	13:26:39.351	1:02.832	21.066	23.925	17.841	110.7	
8	13:26:47.816	58.608	19.232	22.969	16.407		115.1	110.7	8	13:27:39.638	1:00.287	20.179	23.118	16.990	111.8	
9	13:27:45.632	57.816	19.029	22.583	16.204		116.1	110.4	9	13:28:40.096	1:00.458	20.019			111.5	
10	13:28:44.070	58.438	19.216	22.828	16.394		116.7	111.3	10	13:29:40.374	1:00.278	19.797			110.6	
(146) Kian McDONALD																
1	13:19:58.057			22.835	16.611		110.9		1	13:20:08.345			26.386	19.284	102.3	100.0
2	13:20:57.519	59.462	19.801	22.964	16.697		109.8		2	13:21:16.210	1:07.865	23.058	25.854	18.953	104.7	100.8
3	13:21:57.011	59.492	19.786	23.083	16.623		111.3		3	13:22:23.093	1:06.883	22.473	25.683	18.727	105.0	101.7
4	13:22:56.341	59.330	19.576	22.977	16.777		110.7		4	13:23:28.656	1:05.563	21.910	25.084	18.569	105.2	101.5
5	13:23:55.732	59.391	19.761	22.978	16.652		110.2		5	13:24:32.610	1:03.954	21.474	24.254	18.226	105.7	101.8
6	13:24:55.567	59.835	19.897	23.310	16.628		110.9		6	13:25:36.197	1:03.587	21.234	24.308	18.045	105.7	102.5
7	13:25:54.774	59.207	19.539	22.809	16.859		111.1		7	13:26:38.422	1:02.225	20.566	23.764	17.895	105.8	102.5
8	13:26:53.721	58.947	19.423	22.201	17.323		111.5		8	13:27:39.773	1:01.351	20.168	23.607	17.576	106.2	102.8
9	13:27:51.341	57.620	19.059	22.168	16.393		110.6		9	13:28:41.568	1:01.795	20.188	24.266	17.341	107.0	103.7
10	13:28:49.796	58.455	19.181	22.723	16.551		110.4		10	13:29:41.682	1:00.114	20.167	22.655	17.292	107.7	103.9
(10) Declan MacLENNAN																
1	13:20:10.418			25.917	18.217		104.5		1	13:20:09.084			26.833	19.028	103.1	102.8
2	13:21:14.622	1:04.204	22.102	24.501	17.601		105.5		2	13:21:18.379	1:09.295	23.843	26.266	19.186	103.7	102.6
3	13:22:15.872	1:01.250	20.554	23.447	17.249		105.5		3	13:22:27.547	1:09.168	23.593	26.543	19.032	104.5	102.5
4	13:23:15.754	59.882	20.084	22.698	17.100		106.4		4	13:23:35.828	1:08.281	23.229	26.309	18.743	103.9	102.9
5	13:24:14.566	58.812	19.577	22.334	16.901		106.4		5	13:24:44.735	1:08.907	23.733	26.286	18.888	104.4	102.3
6	13:25:14.637	1:00.071	19.879	23.018	17.174		106.2		6	13:25:52.381	1:07.646	23.090	26.096	18.460	105.0	102.8
7	13:26:12.634	57.997	19.168	22.014	16.815		111.3	105.5	7	13:26:59.560	1:07.179	22.870	25.831	18.478	100.9	102.9
8	13:27:11.013	58.379	19.239	22.315	16.825		105.0		8	13:28:06.802	1:07.242	22.677	26.016	18.549	102.5	102.5
9	13:28:09.099	58.086	19.324	22.007	16.755		105.3		9	13:29:12.709	1:05.907	22.432	25.279	18.196	105.8	102.5
10	13:29:07.389	58.290	19.430	22.063	16.797		99.3									
(93) Ryan MORRISON																
1	13:20:02.562			24.197	17.938		106.2		1	13:20:15.168			29.128	20.615		88.5
2	13:21:05.412	1:02.850	20.976	24.082	17.792		106.4		2	13:21:27.243	1:12.075	24.466	27.629	19.980		90.9
3	13:22:09.143	1:03.731	21.516	23.909	18.306		105.0		3	13:22:38.787	1:11.544	24.287	27.437	19.820		89.8
4	13:23:11.873	1:02.730	21.542	23.733	17.455		107.7		4	13:23:51.512	1:12.725	23.827	28.156	20.742		88.2
5	13:24:13.636	1:01.763	20.876	23.517	17.370		106.9		5	13:25:02.855	1:11.343	23.865	27.709	19.769		90.8
6	13:25:15.150	1:01.514	20.629	23.483	17.402		111.5	107.9	6	13:26:15.582	1:12.727	24.620	28.173	19.934		90.8
7	13:26:15.338	1:00.188	20.147	22.848	17.193		107.0		7	13:27:28.088	1:12.506	24.229	27.860	20.417		89.6
8	13:27:15.359	1:00.021	20.099	22.743	17.179		106.4		8	13:28:39.441	1:11.353	24.016	27.589	19.748		90.2
9	13:28:14.497	59.138	19.763	22.537	16.838		107.2		9	13:29:52.132	1:12.691	23.814	28.256	20.621		87.6
10	13:29:12.894	58.397	19.269	22.448	16.680		107.2									
(110) Chris EASTWOOD																
1	13:20:23.227								1	13:20:23.227			27.011	34.326		22.7
2	13:22:50.196								2	13:22:50.196	2:26.969	1:40.926	27.432	18.611		106.2
3	13:24:25.054								3	13:24:25.054	1:34.858		28.368		35.7	
(2) Kade WATT																
1	13:20:32.138								1	13:20:32.138			31.039	31.393		21.4

(96) Zoe PATERSON

Clerk of the Course Orbits

Sig : Time :
 Chief Timekeeper : Ian Sharp (SMART Timing)
 Results available at www.smart-timing.co.uk and www.speedhive.com
 Printed: 30/05/2026 13:33:17



KMSC National Motorcycle racing

Lapchart

Scottish Championship Lightweights

Knockhill 1.267 miles

Race 2 - 1st Race

30/05/2026 13:15

Race (10 Laps) started at 13:18:56



Competitors	Laps										
	1	2	3	4	5	6	7	8	9	10	
Jack DUNABIE (63)	1	63	63	63	63	63	63	63	63	63	123
Kian McDONALD (146)	2	146	146	146	146	146	123	123	123	63	
Johnny STEWART (123)	3	123	123	123	123	123	146	146	146	146	
Tyler HUMPHRIES (19)	4	19	93	93	19	19	10	10	10	10	
Ryan MORRISON (93)	5	93	19	19	93	93	19	19	19	93	
Zoe PATERSON (96)	6	96	96	10	10	10	93	93	93	93	19
Lewis PATERSON (31)	7	31	10	96	96	96	96	96	96	96	96
Archie ORMROD (40)	8	40	31	31	31	31	31	31	94	94	94
Barry O'DONNELL (94)	9	94	94	94	94	94	94	94	31	31	31
Declan MacLENNAN (10)	10	10	40	40	40	40	40	40	40	40	
Andrew NEIL (22)	11	22	22	22	22	22	22	22	22	22	
Chris EASTWOOD (110)	12	110	110	110							
Kade WATT (2)	13	2									
-	14										
-	15										
-	16										
-	17										
-	18										
-	19										
-	20										
-	21										
-	22										

Clerk of the Course

Orbits

Sig : Time :
 Chief Timekeeper : Ian Sharp (SMART Timing)
 Results available at www.smart-timing.co.uk and www.speedhive.com

Printed: 30/05/2026 13:33:44



KMSC National Motorcycle racing

KMSC Lightweights

Knockhill 1.267 miles

Race 8 - 1st Race

30/05/2026 14:45

Race (10 Laps)

POLE POSITION

1	1 123 Johnny STEWART	2 63 Jack DUNABIE	3 146 Kian McDONALD
2	4 10 Declan MacLENNAN	5 93 Ryan MORRISON	6 19 Tyler HUMPHRIES
3	7 96 Zoe PATERSON	8 94 Barry O'DONNELL	9 31 Lewis PATERSON
4	10 40 Archie ORMROD	11 22 Andrew NEIL	12 110 Chris EASTWOOD
5	13 2 Kade WATT	14 134 Kenneth MacLEOD	15 45 Marley MacKENZIE
6	16 3 Ben McLUSKEY	17 38 Adon DAVIE	18 87 Fraser MUTCH
7	19 7 Finn CHALK	20 999 Tony ALEXANDER	21 52 Michael THOMSON
8	22 44 Evan PUNTON		

Clerk of the Course

Orbits

Sig : Time :
Chief Timekeeper : Ian Sharp (SMART Timing)
Results available at www.smart-timing.co.uk and www.speedhive.com



KMSC National Motorcycle racing
Sorted on Laps
Scottish Championship Supersport
Knockhill 1.267 miles
Race 3 - 1st Race
30/05/2026 13:30
Race (10 Laps) started at 13:35:54

Pos	No.	Name	Make/Model	CC	Class	Laps	Total Tm	Diff	Best Tm	In Lap	Avg. Speed
1	75	Harry PULLAR	Yamaha	600	S6	10	8:54.439		51.567	8	85.344
2	61	Liam KEIRNAN	Yamaha	600	S6 C	10	8:54.505	0.066	52.358	9	85.333
3	123	Johnny STEWART	Aprilia	660	S6	10	8:54.850	0.411	52.831	9	85.278
4	81	Keo WALKER	Triumph	765	S6	10	8:58.514	4.075	52.920	6	84.698
5	74	David McARTHUR	Yamaha	600	S6	10	8:59.419	4.980	52.879	7	84.556
6	5	Scott SHAND	Ducati	998	S6	10	9:00.304	5.865	53.158	9	84.417
7	171	Daniel GOODMAN		600	S6	10	9:09.940	15.501	53.706	10	82.938
8	71	Chris COOK	Kawasaki	636	S6	10	9:12.886	18.447	52.923	8	82.496
9	47	Steven HADDOW	Suzuki	749	S6	10	9:20.660	26.221	53.949	4	81.352
10	26	Charlie REYNOLDS	Yamaha	600	S6	10	9:21.172	26.733	54.305	9	81.278
11	69	Brandon RUSSELL	Yamaha	600	S6	10	9:27.238	32.799	55.865	10	80.409
12	28	Liam GUILD	Kawasaki	600	S6 C	10	9:28.932	34.493	55.089	10	80.169
13	67	Ryan BURNS	Kawasaki	636	S6	10	9:29.919	35.480	55.719	10	80.031
14	34	Kenneth THIRLWALL	Kawasaki	636	S6	10	9:30.105	35.666	56.037	10	80.004
15	96	Barry BISSETT	Triumph	765	S6	10	9:31.111	36.672	55.826	4	79.863
16	277	Lee McALISTER	Yamaha	600	S6 C	10	9:38.462	44.023	56.063	5	78.849
17	23	Kyle FLORENCE	Yamaha	600	S6 C	10	9:56.232	1:01.793	58.184	6	76.499
18	3	Ben YARROW	Honda	600	S6 C	9	9:26.112	1 Lap	1:00.970	8	72.512
19	10	Chris HODGSON	Honda	600	S6 C	8	9:02.737	2 Laps	1:06.372	7	67.231

Not classified

DNF	11	Patrick FORMAN	Suzuki	750	S6	1	1:17.634	DNF		0	58.751
DNS	134	Kenneth MacLEOD	BMW	900	S6			DNS		0	-
DNS	7	Jon-Paul ADIE	Yamaha	600	S6			DNS		0	-
DNS	32	Alex BRODIE	Kawasaki	600	S6 C			DNS		0	-
DNS	6	Christopher FRASER	Triumph	765	S6			DNS		0	-

Margin of Victory	Avg. Speed	Best Lap Tm	Best Speed	Best Lap by
0.066	85.344	51.567	88.450	75 - Harry PULLAR

Clerk of the Course
Orbits

Sig : _____ Time : _____
 Chief Timekeeper : Ian Sharp (SMART Timing)
 Results available at www.smart-timing.co.uk and www.speedhive.com

Printed: 30/05/2026 13:47:53



KMSC National Motorcycle racing
Scottish Championship Supersport
Race 3 - 1st Race
Race (10 Laps) started at 13:35:54
Knockhill 1.267 miles
30/05/2026 13:30

Lap	Time of Day	Lap Tm	S1	S2	S3	S2Spd	SFSpd
(75) Harry PULLAR							
1	13:36:51.999			21.091	15.520	125.7	120.7
2	13:37:46.677	54.678	18.170	21.101	15.407	124.5	121.4
3	13:38:39.434	52.757	17.663	20.135	14.959	126.1	120.7
4	13:39:32.284	52.850	17.476	20.321	15.053	126.6	119.8
5	13:40:25.459	53.175	17.814	20.312	15.049	128.1	122.0
6	13:41:18.234	52.775	17.548	20.164	15.063	128.3	121.4
7	13:42:11.586	53.352	17.672	20.782	14.898	125.2	121.4
8	13:43:03.153	51.567	17.101	19.515	14.951	128.3	120.0
9	13:43:55.350	52.197	17.352	19.933	14.912	127.8	120.3
10	13:44:48.766	53.416	17.498	20.884	15.034	127.1	120.3

(61) Liam KEIRNAN							
1	13:36:51.974			20.871	15.857	130.6	121.8
2	13:37:45.975	54.001	18.048	20.885	15.068	127.3	123.1
3	13:38:39.088	53.113	17.640	20.314	15.159	129.3	122.0
4	13:39:32.074	52.986	17.630	20.297	15.059	128.1	123.6
5	13:40:24.891	52.817	17.663	20.166	14.988	129.1	122.9
6	13:41:17.399	52.508	17.497	20.098	14.913	130.1	122.7
7	13:42:10.438	53.039	17.737	20.318	14.984	129.6	122.7
8	13:43:02.891	52.453	17.495	20.047	14.911	128.8	123.1
9	13:43:55.249	52.358	17.407	19.924	15.027	128.6	122.2
10	13:44:48.832	53.583	17.435	20.916	15.232	128.8	122.5

(123) Johnny STEWART							
1	13:36:51.141			20.991	15.449		122.9
2	13:37:44.664	53.523	18.102	20.299	15.122		122.5
3	13:38:37.711	53.047	17.498	20.394	15.155		121.8
4	13:39:30.547	52.836	17.514	20.244	15.078		123.4
5	13:40:23.931	53.384	17.509	20.563	15.312		122.0
6	13:41:16.795	52.864	17.623	20.201	15.040		122.5
7	13:42:09.713	52.918	17.649	20.086	15.183		121.8
8	13:43:02.625	52.912	17.537	20.209	15.166		122.9
9	13:43:55.456	52.831	17.342	20.159	15.330		123.8
10	13:44:49.177	53.721	17.647	21.128	14.946		123.4

(81) Keo WALKER							
1	13:36:51.036			20.998	15.493		123.1
2	13:37:45.231	54.195	18.499	20.561	15.135		124.0
3	13:38:38.675	53.444	17.896	20.485	15.063		124.0
4	13:39:32.263	53.588	17.764	20.378	15.446	127.1	122.9
5	13:40:25.205	52.942	17.811	20.131	15.000		125.0
6	13:41:18.125	52.920	17.656	20.137	15.127		124.7
7	13:42:11.795	53.670	17.673	20.922	15.075	129.1	125.4
8	13:43:05.218	53.423	17.587	20.462	15.374		123.4
9	13:43:59.260	54.042	17.957	20.627	15.458		124.3
10	13:44:52.841	53.581	18.019	20.231	15.331	126.9	124.3

(74) David McARTHUR							
1	13:36:52.467			20.430	15.852	125.9	119.2
2	13:37:47.140	54.673	17.874	20.867	15.932	123.1	118.6
3	13:38:40.467	53.327	17.513	20.303	15.511	127.3	119.2
4	13:39:33.695	53.228	17.412	20.299	15.517	125.2	118.8
5	13:40:27.153	53.458	17.605	20.298	15.555	124.0	118.8
6	13:41:20.444	53.291	17.892	19.994	15.405	123.1	119.4
7	13:42:13.323	52.879	17.471	20.147	15.261	123.6	118.8
8	13:43:06.354	53.031	17.499	20.119	15.413	122.7	118.6
9	13:43:59.678	53.324	17.481	20.156	15.687	122.5	117.5
10	13:44:53.746	54.068	17.466	20.206	16.396	121.1	114.1

(5) Scott SHAND							
1	13:36:51.592			20.870	15.655	128.8	123.1
2	13:37:46.285	54.693	18.303	21.155	15.235	128.3	125.0
3	13:38:40.087	53.802	17.720	20.816	15.266	128.8	123.1
4	13:39:33.343	53.256	17.610	20.356	15.290		122.7
5	13:40:27.333	53.990	17.664	20.943	15.383	128.8	125.9
6	13:41:20.852	53.519	18.032	20.390	15.097		123.4
7	13:42:14.644	53.792	17.851	20.607	15.334	127.1	122.9
8	13:43:07.828	53.184	17.751	20.407	15.026		123.1
9	13:44:00.986	53.158	17.730	20.260	15.168	127.3	122.2
10	13:44:54.631	53.645	17.701	20.570	15.374	126.9	122.2

(171) Daniel GOODMAN							
-----------------------------	--	--	--	--	--	--	--

Lap	Time of Day	Lap Tm	S1	S2	S3	S2Spd	SFSpd
1	13:36:54.703			21.870	16.161	123.6	118.4
2	13:37:49.848	55.145	18.119	21.198	15.828	122.9	119.4
3	13:38:44.239	54.391	17.838	20.982	15.571	123.6	118.8
4	13:39:38.432	54.193	17.990	20.664	15.539	123.8	120.0
5	13:40:33.191	54.759	18.067	20.982	15.710	123.4	119.0
6	13:41:28.218	55.027	18.594	20.830	15.603	122.9	118.8
7	13:42:22.270	54.052	17.895	20.731	15.426	124.5	118.1
8	13:43:16.517	54.247	17.942	20.766	15.539	123.4	118.1
9	13:44:10.561	54.044	17.836	20.705	15.503	123.4	118.8
10	13:45:04.267	53.706	17.674	20.564	15.468	123.8	118.6

(71) Chris COOK							
1	13:37:02.605			21.462	15.915	124.0	120.9
2	13:37:56.886	54.281	18.408	20.734	15.139	125.9	123.6
3	13:38:50.540	53.654	17.956	20.511	15.187	127.3	124.5
4	13:39:45.175	54.635	18.109	20.900	15.626		125.4
5	13:40:40.130	54.955	18.703	20.859	15.393	127.1	122.7
6	13:41:33.708	53.578	18.259	20.234	15.085	127.8	122.7
7	13:42:26.675	52.967	17.712	20.303	14.952		122.0
8	13:43:19.598	52.923	17.661	20.149	15.113	126.9	122.7
9	13:44:13.581	53.983	18.387	20.332	15.264		122.5
10	13:45:07.213	53.632	18.028	20.434	15.170		122.0

(47) Steven HADDOW							
1	13:37:02.988			21.483	15.894		122.2
2	13:37:57.471	54.483	18.218	20.774	15.491		120.9
3	13:38:52.113	54.642	18.327	20.787	15.528		122.7
4	13:39:46.062	53.949	17.851	20.702	15.396		122.7
5	13:40:41.561	55.499	18.449	21.408	15.642		122.5
6	13:41:36.886	55.325	18.317	21.349	15.659		122.7
7	13:42:32.200	55.314	18.731	21.053	15.530		122.0
8	13:43:26.354	54.154	17.908	20.739	15.507		119.6
9	13:44:20.309	53.955	17.972	20.557	15.426		122.0
10	13:45:14.987	54.678	18.453	20.482	15.743		120.3

(26) Charlie REYNOLDS							
1	13:36:55.991			22.264	16.250		114.9
2	13:37:52.260	56.269	18.932	21.513	15.824		115.3
3	13:38:48.047	55.787	18.282	21.654	15.851		114.9
4	13:39:43.552	55.505	18.517	21.254	15.734		113.7
5	13:40:40.148	56.596	19.108	21.631	15.857		113.9
6	13:41:36.324	56.176	18.612	21.578	15.986		113.0
7	13:42:31.014	54.690	18.350	20.619	15.721		113.2
8	13:43:25.817	54.803	18.095	20.646	16.062		111.7
9	13:44:20.122	54.305	18.153	20.478	15.674		114.1
10	13:45:15.499	55.377	18.970	20.556	15.851		113.4

(69) Brandon RUSSELL							
1	13:36:56.755			21.984	15.860	122.5	124.0
2	13:37:50.798	56.043	18.857	21.384	15.802	122.0	122.2
3	13:38:47.092	56.294	18.969	21.531	15.794	122.2	121.8
4	13:39:43.653	56.561	19.037	21.747	15.777	122.5	121.4
5	13:40:39.710	56.057	18.881	21.466	15.710	121.6	121.8
6							

KMSC National Motorcycle racing

Scottish Championship Supersport

Knockhill 1.267 miles

Race 3 - 1st Race

30/05/2026 13:30

Race (10 Laps) started at 13:35:54

Lap	Time of Day	Lap Tm	S1	S2	S3	S2Spd	SFSpd
3	13:38:48.242	56.532	19.155	21.573	15.804	128.1	122.0
4	13:39:44.627	56.385	19.041	21.528	15.816	127.8	122.5
5	13:40:40.913	56.286	18.889	21.594	15.803	127.3	121.6
6	13:41:36.634	55.721	18.729	21.386	15.606	127.6	122.5
7	13:42:36.239	59.605	19.216	21.494	18.895	127.3	120.0
8	13:43:32.515	56.276	19.165	21.372	15.739	127.6	119.0
9	13:44:28.527	56.012	19.013	21.352	15.647	127.6	122.5
10	13:45:24.246	55.719	18.906	21.193	15.620	127.1	121.1

Lap	Time of Day	Lap Tm	S1	S2	S3	S2Spd	SFSpd
6	13:42:44.056	1:07.124	22.393	25.939	18.792		98.5
7	13:43:50.428	1:06.372	22.255	25.516	18.601		100.0
8	13:44:57.064	1:06.636	21.636	25.877	19.123		100.6

(11) Patrick FORMAN

1	13:37:11.961			23.028	23.267		34.1
---	--------------	--	--	---------------	---------------	--	-------------

(34) Kenneth THIRLWALL

1	13:36:55.480			22.001	16.203		124.0
2	13:37:51.587	56.107	19.022	21.439	15.646		123.4
3	13:38:47.660	56.073	18.719	21.358	15.996	126.6	121.4
4	13:39:44.615	56.955	19.070	21.902	15.983	125.9	120.3
5	13:40:41.846	57.231	19.492	21.670	16.069	125.9	122.9
6	13:41:38.156	56.310	18.955	21.364	15.991		119.0
7	13:42:35.563	57.407	19.844	21.519	16.044	126.4	120.9
8	13:43:31.829	56.266	18.828	21.595	15.843		120.5
9	13:44:28.395	56.566	18.937	21.477	16.152	124.3	121.1
10	13:45:24.432	56.037	18.806	21.336	15.895	126.6	122.9

(96) Barry BISSETT

1	13:36:56.022			21.924	16.167	121.8	119.6
2	13:37:52.330	56.308	19.071	21.404	15.833	122.0	121.4
3	13:38:49.253	56.923	18.755	22.312	15.856	122.0	120.5
4	13:39:45.079	55.826	18.341	21.601	15.884	121.8	120.7
5	13:40:42.224	57.145	19.241	21.879	16.025	119.8	118.8
6	13:41:38.348	56.124	18.929	21.355	15.840	121.4	121.8
7	13:42:36.282	57.934	19.969	21.501	16.464	122.7	114.7
8	13:43:32.932	56.650	19.310	21.608	15.732	121.8	120.3
9	13:44:29.033	56.101	18.868	21.482	15.751	123.6	120.5
10	13:45:25.438	56.405	18.731	21.366	16.308	122.5	109.1

(277) Lee McALISTER

1	13:36:56.694			22.271	16.282	118.6	115.5
2	13:37:53.616	56.922	18.967	21.667	16.288	121.8	113.0
3	13:38:50.299	56.683	18.848	21.607	16.228	120.5	114.3
4	13:39:46.855	56.556	18.835	21.280	16.441	121.4	116.1
5	13:40:42.918	56.063	18.722	21.404	15.937	121.4	115.5
6	13:41:39.747	56.829	19.012	21.607	16.210	120.7	116.3
7	13:42:37.792	58.045	19.428	22.125	16.492	119.4	113.7
8	13:43:36.339	58.547	19.242	22.216	17.089	118.6	112.2
9	13:44:34.537	58.198	19.110	22.338	16.750	117.5	112.6
10	13:45:32.789	58.252	19.025	22.281	16.946	119.4	111.8

(23) Kyle FLORENCE

1	13:36:58.124			22.609	16.918	117.3	118.8
2	13:37:56.628	58.504	19.205	22.646	16.653	116.1	117.5
3	13:38:55.336	58.708	19.662	22.378	16.668	114.7	117.7
4	13:39:54.605	59.269	19.691	22.878	16.700	114.3	117.1
5	13:40:53.808	59.203	19.845	22.564	16.794	115.5	117.7
6	13:41:51.992	58.184	19.486	22.247	16.451	115.5	117.7
7	13:42:50.393	58.401	19.485	22.420	16.496	115.3	117.7
8	13:43:50.113	59.720	19.681	22.529	17.510	113.7	116.1
9	13:44:48.472	58.359	19.409	22.325	16.625	114.5	118.6
10	13:45:50.559	1:02.087	21.222	23.157	17.708	110.4	116.5

(3) Ben YARROW

1	13:37:03.343			24.754	17.840	110.2	111.5
2	13:38:05.945	1:02.602	21.061	23.966	17.575	112.0	111.5
3	13:39:09.166	1:03.221	21.062	23.994	18.165		107.5
4	13:40:12.430	1:03.264	21.394	24.037	17.833	113.2	110.4
5	13:41:14.211	1:01.781	20.724	23.832	17.225	113.5	111.3
6	13:42:16.051	1:01.840	20.919	23.873	17.048	114.5	112.4
7	13:43:18.140	1:02.089	20.723	23.935	17.431		111.1
8	13:44:19.110	1:00.970	20.558	23.115	17.297		111.8
9	13:45:20.439	1:01.329	20.757	23.406	17.166	114.1	112.2

(10) Chris HODGSON

1	13:37:05.382			25.560	18.403		97.7
2	13:38:12.388	1:07.006	22.244	25.571	19.191		92.2
3	13:39:20.667	1:08.279	22.434	26.227	19.618		92.6
4	13:40:29.513	1:08.846	22.828	26.744	19.274		95.2
5	13:41:36.932	1:07.419	23.167	25.389	18.863		101.1

Clerk of the Course

Orbits

Sig : Time :
 Chief Timekeeper : Ian Sharp (SMART Timing)
 Results available at www.smart-timing.co.uk and www.speedhive.com



KMSC National Motorcycle racing

Lapchart

Scottish Championship Supersport

Knockhill 1.267 miles

Race 3 - 1st Race

30/05/2026 13:30

Race (10 Laps) started at 13:35:54

Competitors	Laps										
	1	2	3	4	5	6	7	8	9	10	
Keo WALKER (81)	1	81	123	123	123	123	123	123	123	61	75
Johnny STEWART (123)	2	123	81	81	61	61	61	61	61	75	61
Scott SHAND (5)	3	5	61	61	81	81	81	75	75	123	123
Liam KEIRNAN (61)	4	61	5	75	75	75	75	81	81	81	81
Harry PULLAR (75)	5	75	75	5	5	74	74	74	74	74	74
David McARTHUR (74)	6	74	74	74	74	5	5	5	5	5	5
Daniel GOODMAN (171)	7	171	171	171	171	171	171	171	171	171	171
Brandon RUSSELL (69)	8	69	69	69	26	69	71	71	71	71	71
Ryan BURNS (67)	9	67	34	34	69	71	26	26	26	26	47
Kenneth THIRLWALL (34)	10	34	67	26	34	26	69	47	47	47	26
Charlie REYNOLDS (26)	11	26	26	67	67	67	67	69	69	69	69
Barry BISSETT (96)	12	96	96	96	96	47	47	34	34	28	28
Liam GUILD (28)	13	28	277	28	71	34	34	67	67	34	67
Lee McALISTER (277)	14	277	28	277	47	96	96	28	28	67	34
Kyle FLORENCE (23)	15	23	23	71	28	28	28	96	96	96	96
Chris COOK (71)	16	71	71	47	277	277	277	277	277	277	277
Steven HADDOW (47)	17	47	47	23	23	23	23	23	23	23	23
Ben YARROW (3)	18	3	3	3	3	3	3	3	3	3	3
Chris HODGSON (10)	19	10	10	10	10	10	10	10	10	10	10
Patrick FORMAN (11)	20	11									
-	21										
-	22										
-	23										
-	24										

Clerk of the Course

Orbits

Sig : **Time :**
Chief Timekeeper : Ian Sharp (SMART Timing)
Results available at www.smart-timing.co.uk and www.speedhive.com



KMSC National Motorcycle racing

KMSC Supersport

Knockhill 1.267 miles

Race 9 - 1st Race

30/05/2026 15:00

Race (10 Laps)

POLE POSITION

1
1
75 Harry PULLAR

2
61 Liam KEIRNAN

3
123 Johnny STEWART

2
4
81 Keo WALKER

5
74 David McARTHUR

6
5 Scott SHAND

3
7
171 Daniel GOODMAN

8
71 Chris COOK

9
47 Steven HADDOW

4
10
26 Charlie REYNOLDS

11
69 Brandon RUSSELL

12
28 Liam GUILD

5
13
67 Ryan BURNS

14
34 Kenneth THIRLWALL

15
96 Barry BISSETT

6
16
277 Lee McALISTER

17
23 Kyle FLORENCE

18
3 Ben YARROW

7
19
10 Chris HODGSON

20
11 Patrick FORMAN

21
134 Kenneth MacLEOD

8
22
7 Jon-Paul ADIE

23
32 Alex BRODIE

24
6 Christopher FRASER

Clerk of the Course

Orbits

Sig :

Time :

Chief Timekeeper : Ian Sharp (SMART Timing)

Results available at www.smart-timing.co.uk and www.speedhive.com

Printed: 30/05/2026 13:50:23



KMSC National Motorcycle racing

Sorted on Laps

Scottish Championship 300's

Knockhill 1.267 miles

Race 4 - 1st Race - AMENDED RESULT

30/05/2026 13:45

Race (10 Laps) started at 13:54:00

Pos	No.	Name	Make/Model	CC	Class	Laps	Total Tm	Diff	Best Tm	In Lap	Avg. Speed
1	14	Darren COX	Yamaha	300	F3	10	9:51.473		58.365	5	77.114
2	77	Leon TALL	Yamaha	300	F3	10	10:20.855	29.382	1:01.415	3	73.465
3	73	Murray SIMMONDS	Kawasaki	300	F3	10	10:22.211	30.738	1:01.027	4	73.305
4	78	Dylan WALLACE	Yamaha	300	F3	10	10:32.569	41.096	1:02.564	10	72.104
5	17	Ollie BUNYAN	Yamaha	297	F3	10	10:33.100	41.627	1:02.767	10	72.044
6	6	Mack HOUSTON	Yamaha	300	F3 R	10	10:36.092	44.619	1:02.906	10	71.705
7	136	Harris TALL	Kawasaki	300	F3 R	10	10:38.999	47.526	1:02.866	7	71.379
8	43	Bryony SMART			F3 R	10	10:49.362	57.889	1:03.744	8	70.240
9	10	Jamie MORRISON	Kawasaki	300	F3	10	10:54.695	1:03.222	1:04.154	5	69.667
10	35	Logan PATTERSON		300	F3	9	9:56.334	1 Lap	1:05.294	3	68.837
Not classified											
DQ	41	Charlie WAPLINGTON	Yamaha	300	F3	10	10:21.826	DQ	1:01.182	5	73.350

Announcements

AMENDED RESULT 14:40 - Bike No.41 Disqualified - Failed technical inspection

Margin of Victory	Avg. Speed	Best Lap Tm	Best Speed	Best Lap by
29.382	77.114	58.365	78.148	14 - Darren COX

Clerk of the Course

Orbits

Sig : Time :

Chief Timekeeper : Ian Sharp (SMART Timing)

Results available at www.smart-timing.co.uk and www.speedhive.com

Printed: 30/05/2026 14:50:21



KMSC National Motorcycle racing
Scottish Championship 300's
Knockhill 1.267 miles
Race 4 - 1st Race - AMENDED RESULT
30/05/2026 13:45
Race (10 Laps) started at 13:54:00

Lap	Time of Day	Lap Tm	S1	S2	S3	S2Spd	SFSpd
(14) Darren COX							
1	13:55:02.668			22.761	17.212	94.7	89.0
2	13:56:01.519	58.851	19.504	22.214	17.133	94.9	90.1
3	13:57:00.006	58.487	19.293	22.170	17.024	94.5	90.7
4	13:57:58.722	58.716	19.432	22.282	17.002	94.9	90.9
5	13:58:57.087	58.365	19.266	22.137	16.962	95.1	90.9
6	13:59:55.452	58.365	19.289	22.105	16.971	94.8	90.2
7	14:00:54.273	58.821	19.397	22.460	16.964	94.5	90.6
8	14:01:53.049	58.776	19.431	22.327	17.018	94.7	90.6
9	14:02:52.175	59.126	19.389	22.756	16.981	94.5	90.4
10	14:03:52.354	1:00.179	20.607	22.407	17.165	95.2	89.8

(77) Leon TALL							
1	13:55:04.476			23.400	17.866	93.6	87.3
2	13:56:06.351	1:01.875	20.286	23.622	17.967	94.0	87.4
3	13:57:07.766	1:01.415	20.185	23.316	17.914	91.9	87.4
4	13:58:09.246	1:01.480	20.230	23.416	17.834	92.2	87.3
5	13:59:10.749	1:01.503	20.157	23.342	18.004	92.7	87.0
6	14:00:12.852	1:02.103	20.124	23.283	18.696	86.5	87.0
7	14:01:16.012	1:03.160	21.167	23.874	18.119	86.9	87.0
8	14:02:18.704	1:02.692	21.018	23.226	18.448	86.8	87.0
9	14:03:20.265	1:01.561	20.641	22.992	17.928	94.1	87.0
10	14:04:21.736	1:01.471	19.971	23.281	18.219	92.4	85.6

(73) Murray SIMMONDS							
1	13:55:04.821			23.249	18.041	95.3	87.5
2	13:56:06.515	1:01.694	20.157	23.362	18.175	92.3	86.8
3	13:57:10.631	1:04.116	20.271	25.637	18.208	89.4	87.6
4	13:58:11.658	1:01.027	20.031	22.974	18.022	93.6	88.0
5	13:59:12.718	1:01.060	20.066	22.971	18.023	92.8	88.1
6	14:00:14.130	1:01.412	20.604	22.919	17.889	93.3	88.2
7	14:01:16.559	1:02.429	20.232	23.753	18.444	93.7	86.4
8	14:02:18.842	1:02.283	20.731	23.278	18.274	93.7	87.6
9	14:03:20.724	1:01.882	20.705	23.097	18.080	94.9	84.9
10	14:04:23.092	1:02.368	20.532	23.564	18.272	92.8	87.8

(78) Dylan WALLACE							
1	13:55:07.238			23.113	18.937	94.4	81.9
2	13:56:10.005	1:02.767	20.734	23.465	18.568	93.2	86.1
3	13:57:12.969	1:02.964	20.692	23.718	18.554	90.4	85.8
4	13:58:16.068	1:03.099	20.932	23.414	18.753	90.6	86.0
5	13:59:18.964	1:02.896	20.680	23.547	18.669	89.7	86.5
6	14:00:21.876	1:02.912	20.617	23.766	18.529	89.4	86.5
7	14:01:24.729	1:02.853	20.776	23.523	18.554	90.3	86.0
8	14:02:27.953	1:03.224	20.713	23.895	18.616	89.6	85.9
9	14:03:30.886	1:02.933	20.699	23.825	18.409	89.6	85.5
10	14:04:33.450	1:02.564	20.493	23.641	18.430	90.0	85.9

(17) Ollie BUNYAN							
1	13:55:06.906			23.514	18.832		86.3
2	13:56:10.274	1:03.368	20.354	23.908	19.106		86.0
3	13:57:13.296	1:03.022	20.620	23.981	18.421	87.0	
4	13:58:16.405	1:03.109	20.824	23.706	18.579		85.2
5	13:59:19.401	1:02.996	20.779	23.745	18.472		86.1
6	14:00:22.363	1:02.962	20.625	23.826	18.511		85.9
7	14:01:25.168	1:02.805	20.488	23.735	18.582		86.0
8	14:02:28.307	1:03.139	20.495	23.950	18.694		85.9
9	14:03:31.214	1:02.907	20.661	23.857	18.389		85.9
10	14:04:33.981	1:02.767	20.617	23.626	18.524		85.3

(6) Mack HOUSTON							
1	13:55:08.440			24.158	18.847		79.0
2	13:56:11.956	1:03.516	20.705	23.864	18.947	87.0	78.9
3	13:57:15.237	1:03.281	20.702	23.797	18.782		79.4
4	13:58:18.344	1:03.107	20.751	23.744	18.612		79.6
5	13:59:21.592	1:03.248	20.557	23.905	18.786		79.6
6	14:00:24.665	1:03.073	20.639	23.685	18.749		78.7
7	14:01:27.688	1:03.023	20.623	23.728	18.672		79.4
8	14:02:31.046	1:03.358	20.639	24.007	18.712		78.7
9	14:03:34.067	1:03.021	20.538	23.765	18.718		78.5
10	14:04:36.973	1:02.906	20.575	23.676	18.655		78.6

(136) Harris TALL							
--------------------------	--	--	--	--	--	--	--

Lap	Time of Day	Lap Tm	S1	S2	S3	S2Spd	SFSpd
1	13:55:08.665			23.989	18.739		87.7
2	13:56:12.300	1:03.635	21.123	23.676	18.836		87.7
3	13:57:16.043	1:03.743	21.033	23.762	18.948		86.3
4	13:58:19.066	1:03.023	20.689	23.609	18.725		86.9
5	13:59:22.544	1:03.478	20.837	23.622	19.019		86.6
6	14:00:26.009	1:03.465	20.857	23.741	18.867		86.6
7	14:01:28.875	1:02.866	20.575	23.641	18.650		86.9
8	14:02:32.378	1:03.503	20.789	23.859	18.855		86.0
9	14:03:36.192	1:03.814	20.783	23.666	19.365		86.0
10	14:04:39.880	1:03.688	20.849	23.840	18.999		85.4

(43) Bryony SMART							
1	13:55:12.016			25.455	19.248		88.1
2	13:56:16.597	1:04.581	21.046	24.589	18.946		87.8
3	13:57:21.037	1:04.440	21.197	23.837	19.406		80.8
4	13:58:25.735	1:04.698	21.189	24.091	19.418		87.7
5	13:59:29.936	1:04.201	21.031	24.001	19.169		87.5
6	14:00:34.485	1:04.549	21.342	24.086	19.121		87.5
7	14:01:38.535	1:04.050	21.103	24.212	18.735		87.0
8	14:02:42.279	1:03.744	21.053	23.880	18.811		86.7
9	14:03:46.126	1:03.847	20.941	24.085	18.821		81.4
10	14:04:50.243	1:04.117	21.066	24.147	18.904		86.7

(10) Jamie MORRISON							
1	13:55:11.123			25.144	18.885		90.3
2	13:56:15.676	1:04.553	21.239	24.300	19.014		89.7
3	13:57:20.669	1:04.993	21.394	24.356	19.243		88.3
4	13:58:25.357	1:04.688	21.141	24.425	19.122		88.3
5	13:59:29.511	1:04.154	21.133	24.108	18.913		88.0
6	14:00:34.361	1:04.850	21.530	24.073	19.247		88.3
7	14:01:39.653	1:05.292	20.957	24.597	19.738		88.3
8	14:02:45.321	1:05.668	21.176	25.277	19.215		88.9
9	14:03:50.213	1:04.892	21.093	24.797	19.002		85.5
10	14:04:55.576	1:05.363	21.052	24.879	19.432		87.2

(35) Logan PATTERSON							
1	13:55:11.567			25.993	18.998		90.1
2	13:56:17.104	1:05.537	21.167	25.451	18.919		88.9
3	13:57:22.398	1:05.294	21.381	25.152	18.761		89.1
4	13:58:27.773	1:05.375	21.299	25.109	18.967		89.4
5	13:59:33.202	1:05.429	21.196	25.248	18.985		88.9
6	14:00:38.904	1:05.702	21.602	25.088	19.012		89.0
7	14:01:44.776	1:05.872	21.609	25.306	18.957		88.3
8	14:02:50.919	1:06.143	21.358	25.728	19.057		88.2
9	14:03:57.215	1:06.296	22.309	24.947	19.040		89.8

(41) Charlie WAPLINGTON							
1	13:55:05.191			23.155	17.857		90.2
2	13:56:06.714	1:01.523	20.392	23.075	18.056		95.6
3	13:57:08.470	1:01.756	20.387	23.422	17.947		89.7
4	13:58:09.924	1:01.454	20.311	23.132	18.011		89.8
5	13:59:11.106	1:01.182	20.371	22.992	17.819		89.8
6	14:00:12.966	1:01.860	20.492	23.195	18.173		90.1
7	14:01:15.971	1:03.005	21.130	23.710	18.165		89.1
8	14:02:18.337	1:02.366	20.872	23.259	18.235		92.9
9	14:03:20.692	1:02.355	20.554	23.418	18.383		88.6
10	14:04:22.707	1:02.015	20.303	23.679	18.033		89.0

Clerk of the Course
Orbits
Sig : **Time :**
Chief Timekeeper : Ian Sharp (SMART Timing)
Results available at www.smart-timing.co.uk and www.speedhive.com
Printed: 30/05/2026 14:46:15


KMSC National Motorcycle racing

Lapchart

Scottish Championship 300's

Knockhill 1.267 miles

Race 4 - 1st Race

30/05/2026 13:45

Race (10 Laps) started at 13:54:00



Competitors	Laps									
	1	2	3	4	5	6	7	8	9	10
Darren COX (14)	14	14	14	14	14	14	14	14	14	14
Leon TALL (77)	77	77	77	77	77	77	41	41	77	77
Murray SIMMONDS (73)	73	73	41	41	41	41	77	77	41	41
Charlie WAPLINGTON (41)	41	41	73	73	73	73	73	73	73	73
Ollie BUNYAN (17)	17	78	78	78	78	78	78	78	78	78
Dylan WALLACE (78)	78	17	17	17	17	17	17	17	17	17
Mack HOUSTON (6)	6	6	6	6	6	6	6	6	6	6
Harris TALL (136)	136	136	136	136	136	136	136	136	136	136
Jamie MORRISON (10)	10	10	10	10	10	10	43	43	43	43
Logan PATTERSON (35)	35	43	43	43	43	43	10	10	10	10
Bryony SMART (43)	43	35	35	35	35	35	35	35	35	35

Clerk of the Course

Orbits

Sig : **Time :**
Chief Timekeeper : Ian Sharp (SMART Timing)
Results available at www.smart-timing.co.uk and www.speedhive.com



KMSC National Motorcycle racing

KMSC 300's

Knockhill 1.267 miles

Race 10 - 1st Race - AMENDED GRID

30/05/2026 15:15

Race (10 Laps)

POLE POSITION

1

1 14 Darren COX

2

77 Leon TALL

3

73 Murray SIMMONDS

2

4 78 Dylan WALLACE

5

17 Ollie BUNYAN

6

6 Mack HOUSTON

3

7 136 Harris TALL

8

43 Bryony SMART

9

10 Jamie MORRISON

4

10 35 Logan PATTERSON

11

41 Charlie WAPLINGTON

Clerk of the Course

Orbits

Sig : Time :
Chief Timekeeper : Ian Sharp (SMART Timing)
Results available at www.smart-timing.co.uk and www.speedhive.com

Printed: 30/05/2026 14:46:53



KMSC National Motorcycle racing
Sorted on Laps
Scottish Championship Pre-Injection 600
Knockhill 1.267 miles
Race 5 - 1st Race
30/05/2026 14:00
Race (10 Laps) started at 14:11:06

Pos	No.	Name	Make/Model	CC	Class	Laps	Total Tm	Diff	Best Tm	In Lap	Avg. Speed
1	141	Arthur CHRISTIE	Yamaha	600	PI6	10	8:51.681		52.752	3	85.786
2	75	Harry PULLAR	Triumph	765	PI6	10	8:58.936	7.255	53.366	3	84.631
3	26	Charlie REYNOLDS	Yamaha	600	PI6	10	9:02.210	10.529	53.445	7	84.120
4	54	Robbie CRIGHTON	Yamaha	600	PI6	10	9:06.154	14.473	54.012	3	83.513
5	7	Jon-Paul ADIE	Yamaha	600	PI6	10	9:06.588	14.907	53.977	4	83.447
6	3	Liam MACKIE	Yamaha	600	PI6	10	9:07.099	15.418	53.633	9	83.369
7	8	Alan McGREGOR	Yamaha	600	PI6	10	9:10.406	18.725	54.385	2	82.868
8	99	Paul ROGERS	Yamaha	600	PI6	10	9:11.224	19.543	54.332	3	82.745
9	89	David MUNRO	Yamaha	600	PI6	10	9:14.626	22.945	54.857	5	82.237
10	2	Archie O'DONNELL	Yamaha	600	PI6	10	9:17.791	26.110	54.934	3	81.771
11	85	Scott KIRKPATRICK	Yamaha	599	PI6	10	9:28.172	36.491	56.087	6	80.277
12	15	James CRAWFORD	Yamaha	600	PI6	10	9:39.782	48.101	57.276	8	78.669
13	42	John ANDERSON	Yamaha	600	PI6	10	9:41.313	49.632	56.983	3	78.462
14	58	Barry STEWART	Yamaha	600	PI6	9	8:54.110	1 Lap	57.621	3	76.857
15	421	Gregor COOPER	Kawasaki	600	PI6	9	8:55.580	1 Lap	58.850	3	76.646
16	44	Pat CLEMENTS	Yamaha	600	PI6	9	9:24.483	1 Lap	1:01.163	2	72.721

Not classified

DNF	31	Daniel COOPER	Yamaha	600	PI6	8	7:10.087	DNF	52.975	5	84.840
DNS	76	Scott CRAWFORD	Yamaha	600	PI6			DNS		0	-
DNS	97	Darren ANDERSON	Suzuki	600	PI6			DNS		0	-
DNS	721	Ross SHEARER	Kawasaki	600	PI6			DNS		0	-

Margin of Victory	Avg. Speed	Best Lap Tm	Best Speed	Best Lap by
7.255	85.786	52.752	86.463	141 - Arthur CHRISTIE

Clerk of the Course
Orbits

Sig : Time :
 Chief Timekeeper : Ian Sharp (SMART Timing)
 Results available at www.smart-timing.co.uk and www.speedhive.com

Printed: 30/05/2026 14:23:24



KMSC National Motorcycle racing

Scottish Championship Pre-Injection 600

Knockhill 1.267 miles

Race 5 - 1st Race

30/05/2026 14:00

Race (10 Laps) started at 14:11:06

Lap	Time of Day	Lap Tm	S1	S2	S3	S2Spd	SFSpd
(141) Arthur CHRISTIE							
1	14:12:00.538			20.604	15.120	120.3	117.5
2	14:12:53.478	52.940	17.889	20.147	14.904	119.2	118.6
3	14:13:46.230	52.752	17.791	20.176	14.785	121.4	118.4
4	14:14:39.394	53.164	17.685	20.405	15.074	118.8	117.3
5	14:15:32.693	53.299	17.876	20.114	15.309	122.0	117.1
6	14:16:25.602	52.909	17.745	20.188	14.976	122.5	119.0
7	14:17:18.760	53.158	17.687	20.414	15.057	121.1	117.7
8	14:18:11.564	52.804	17.744	20.102	14.958	121.1	117.3
9	14:19:04.523	52.959	17.720	20.259	14.980	120.5	118.4
10	14:19:58.309	53.786	17.854	20.718	15.214	120.5	117.5

(75) Harry PULLAR							
1	14:12:01.801			20.658	15.763	120.7	114.5
2	14:12:55.263	53.462	17.901	20.167	15.394	120.9	114.9
3	14:13:48.629	53.366	17.865	20.107	15.394	119.2	114.3
4	14:14:42.127	53.498	17.867	20.100	15.531	119.2	114.3
5	14:15:35.648	53.521	17.880	20.230	15.411	119.6	114.5
6	14:16:29.141	53.493	17.856	20.219	15.418	119.6	114.9
7	14:17:22.624	53.483	17.849	20.187	15.447	119.8	115.1
8	14:18:16.694	54.070	17.927	20.542	15.601	118.1	114.3
9	14:19:11.104	54.410	18.071	20.647	15.692	117.7	114.1
10	14:20:05.564	54.460	17.983	20.659	15.818	117.9	113.7

(26) Charlie REYNOLDS							
1	14:12:03.421			21.506	15.593		113.4
2	14:12:57.748	54.327	18.291	20.537	15.499	114.3	
3	14:13:51.600	53.852	17.876	20.253	15.723	113.7	
4	14:14:45.497	53.897	17.785	20.407	15.705	111.7	
5	14:15:39.490	53.993	18.222	20.268	15.503	112.8	
6	14:16:33.499	54.009	17.927	20.419	15.663	113.0	
7	14:17:26.944	53.445	17.806	20.158	15.481	113.5	
8	14:18:21.094	54.150	17.747	20.770	15.633	112.4	
9	14:19:14.831	53.737	17.848	20.278	15.611	113.2	
10	14:20:08.838	54.007	17.912	20.282	15.813	112.2	

(54) Robbie CRIGHTON							
1	14:12:02.645			20.916	15.793		115.7
2	14:12:57.165	54.520	18.115	20.746	15.659	115.3	
3	14:13:51.177	54.012	17.935	20.666	15.411	115.3	
4	14:14:45.427	54.250	17.960	20.684	15.606	115.5	
5	14:15:40.780	55.353	18.632	20.944	15.777	114.1	
6	14:16:35.418	54.638	18.063	20.997	15.578	115.3	
7	14:17:29.825	54.407	18.024	20.727	15.656	114.3	
8	14:18:24.247	54.422	18.084	20.712	15.626	113.7	
9	14:19:18.703	54.456	18.116	20.803	15.537	114.5	
10	14:20:12.782	54.079	18.011	20.624	15.444	113.9	

(7) Jon-Paul ADIE							
1	14:12:04.079			21.447	15.673		121.6
2	14:12:58.973	54.894	18.352	21.042	15.500	120.3	
3	14:13:53.201	54.228	17.990	20.849	15.389	121.1	
4	14:14:47.178	53.977	17.940	20.557	15.480	117.9	
5	14:15:41.428	54.250	17.898	20.855	15.497	119.2	
6	14:16:35.918	54.490	18.013	20.794	15.683	117.9	
7	14:17:30.490	54.572	18.487	20.623	15.462	117.1	
8	14:18:24.707	54.217	17.900	20.474	15.843	117.7	
9	14:19:19.152	54.445	18.199	20.760	15.486	117.5	
10	14:20:13.216	54.064	18.025	20.570	15.469	117.9	

(3) Liam MACKIE							
1	14:12:03.691			21.320	15.783		115.5
2	14:12:59.195	55.504	18.369	21.244	15.891	114.9	
3	14:13:53.841	54.646	18.244	20.884	15.518	114.5	
4	14:14:48.458	54.617	18.163	20.866	15.588	114.7	
5	14:15:42.688	54.230	18.071	20.674	15.485	114.7	
6	14:16:37.057	54.369	18.177	20.754	15.438	114.9	
7	14:17:31.563	54.506	18.442	20.691	15.373	113.2	
8	14:18:25.798	54.235	17.797	20.910	15.528	113.9	
9	14:19:19.431	53.633	18.004	20.362	15.267	114.1	
10	14:20:13.727	54.296	17.922	20.628	15.746	114.9	

(8) Alan McGREGOR							
--------------------------	--	--	--	--	--	--	--

Lap	Time of Day	Lap Tm	S1	S2	S3	S2Spd	SFSpd	
1	14:12:01.450				20.788	15.505	120.9	116.9
2	14:12:55.835	54.385	17.774	20.473	16.138	120.0	116.7	
3	14:13:50.300	54.465	18.058	20.872	15.535	120.7	117.1	
4	14:14:45.496	55.196	18.374	20.893	15.929	120.7	117.5	
5	14:15:40.681	55.185	18.445	20.952	15.788	120.5	115.9	
6	14:16:35.808	55.127	18.489	21.039	15.599	121.4	117.7	
7	14:17:30.770	54.962	18.429	20.745	15.788	121.4	117.1	
8	14:18:26.206	55.436	18.451	21.173	15.812	122.7	116.9	
9	14:19:21.709	55.503	18.623	21.084	15.796	119.8	115.7	
10	14:20:17.034	55.325	18.577	21.026	15.722	119.4	115.5	

(99) Paul ROGERS							
1	14:12:03.195			20.922	16.115	120.0	113.9
2	14:12:58.295	55.100	18.623	21.079	15.398	120.7	117.5
3	14:13:52.627	54.332	17.948	20.609	15.775	120.7	113.7
4	14:14:47.191	54.564	17.980	20.775	15.809	120.3	114.9
5	14:15:42.198	55.007	18.555	20.914	15.538	121.4	115.7
6	14:16:37.007	54.809	18.205	20.998	15.606	120.9	114.3
7	14:17:31.849	54.842	18.171	20.745	15.926	118.8	115.7
8	14:18:26.523	54.674	18.181	20.794	15.699	120.0	115.5
9	14:19:21.802	55.279	19.122	20.643	15.514	120.5	116.1
10	14:20:17.852	56.050	18.728	20.952	16.370	120.7	113.0

(89) David MUNRO							
1	14:12:04.747			21.610	15.867	119.8	115.5
2	14:13:00.137	55.390	18.355	21.150	15.885	119.2	114.7
3	14:13:55.033	54.896	18.242	20.823	15.831	118.8	113.2
4	14:14:49.961	54.928	18.403	20.772	15.753	119.0	114.3
5	14:15:44.818	54.857	18.270	20.818	15.769	119.0	113.2
6	14:16:40.173	55.355	18.459	21.080	15.816	117.9	113.2
7	14:17:35.575	55.402	18.406	21.062	15.934	113.2	
8	14:18:30.662	55.087	18.255	20.987	15.845	117.1	113.4
9	14:19:26.089	55.427	18.489	21.058	15.880	116.9	112.4
10	14:20:21.254	55.165	18.279	20.941	15.945	117.3	112.6

(2) Archie O'DONNELL							
1	14:12:05.045			21.571	16.072	120.7	114.7
2	14:13:00.334	55.289	18.595	20.905	15.789	120.5	114.7
3	14:13:55.268	54.934	18.311	20.869	15.754	120.9	113.7
4	14:14:50.508	55.240	18.578	20.896	15.766	120.5	114.1
5	14:15:45.901	55.393	18.671	20.847	15.875	120.3	113.9
6	14:16:41.310	55.409	18.711	20.804	15.894	119.6	115.1
7	14:17:36.777	55.467	18.819	20.905	15.743	119.6	113.9
8	14:18:32.652	55.875	18.822	21.143	15.910	117.5	113.0
9	14:19:28.948	56.296	19.154	21.199	15.943	117.9	113.7
10	14:20:24.419	55.471	18.456	20.902	16.113	116.7	110.9

(85) Scott KIRKPATRICK							
1	14:12:05.986			21.986	16.285	121.4	116.3
2	14:13:02.551	56.565	18.945	21.699	15.921	120.5	117.5
3	14:13:59.405	56.854	18.749	21.812	16.293	120.3	111.8
4	14:14:56.158	56.753	19.082	21.593	16.078	121.4	116.3
5	14:15:52.411	56.253	18.824	21.399	16.030	121.8	113.2
6	14:16:48.498	56.087	18.672	21.431	15.984	120.3	116.7
7	14:17:44.738	56.240	18.722	21.651	15.867	119.4	116.1
8	14:18:41.143	56.405	18.714	21.505	16.186	119.0	115.7
9	14:19:37.644	56.501	18.816	21.603	16.082	119.4	115.1
10	14:20:34.800	57.156	18.893	21.853	16.410	116.5	114.3

(15) James CRAWFORD							
1	14:12:07.380			22.669	16.352	114.9	114.1
2	14:13:06.289	58.909	19.783	22.570	16.556	114.7	113.5
3	14:14:03.831	57.542	19.176	22.039	16.327	115.1	112.8
4	14:15:01.446	57.615	19.137	22.179	16.299	115.3	113.2
5	14:15:59.403	57.957	19.257	22.181	16.519	109.8	113.2
6	14:16:56.772	57.369	19.195	21.982	16.192	115.9	112.6
7	14:17:54.111	57.339	19.086	21.930	16.323	113.0	113.0
8	14:18:51.387	57.276	18.842	21.999	16.435	113.9	112.6
9	14:19:49.113	57.726	19.731	21.977			

KMSC National Motorcycle racing

Scottish Championship Pre-Injection 600

Knockhill 1.267 miles

Race 5 - 1st Race

30/05/2026 14:00

Race (10 Laps) started at 14:11:06

Lap	Time of Day	Lap Tm	S1	S2	S3	S2Spd	SFSpd	Lap	Time of Day	Lap Tm	S1	S2	S3	S2Spd	SFSpd
3	14:14:02.947	56.983	19.263	21.532	16.188		116.3								
4	14:15:00.019	57.072	19.163	21.688	16.221		116.1								
5	14:15:57.151	57.132	19.164	21.759	16.209		116.5								
6	14:16:54.450	57.299	19.174	21.551	16.574		116.7								
7	14:17:52.168	57.718	19.327	21.999	16.392		115.7								
8	14:18:49.552	57.384	18.994	21.589	16.801		115.7								
9	14:19:49.448	59.896	21.040	21.961	16.895		116.1								
10	14:20:47.941	58.493	19.729	22.164	16.600		115.7								

(58) Barry STEWART

1	14:12:11.264			23.807	16.950		113.9								
2	14:13:09.210	57.946	19.286	22.165	16.495		114.3								
3	14:14:06.831	57.621	19.079	21.899	16.643		114.3								
4	14:15:05.517	58.686	19.591	22.565	16.530		115.5								
5	14:16:03.982	58.465	19.653	22.461	16.351		112.6								
6	14:17:01.921	57.939	19.259	22.122	16.558		111.8								
7	14:18:01.310	59.389	19.732	22.919	16.738		111.5								
8	14:19:00.355	59.045	19.578	22.523	16.944		111.5								
9	14:20:00.738	1:00.383	20.103	22.920	17.360	116.7	110.2								

(421) Gregor COOPER

1	14:12:08.687			23.082	17.027		110.7								
2	14:13:07.669	58.982	19.524	22.748	16.710		110.6								
3	14:14:06.519	58.850	19.477	22.454	16.919		110.6								
4	14:15:05.387	58.868	19.498	22.576	16.794		110.6								
5	14:16:05.124	59.737	19.957	22.650	17.130		110.2								
6	14:17:04.674	59.550	19.458	22.880	17.212		110.0								
7	14:18:03.991	59.317	19.473	22.781	17.063		110.0								
8	14:19:03.325	59.334	19.544	22.565	17.225		110.2								
9	14:20:02.208	58.883	19.548	22.478	16.857		109.8								

(44) Pat CLEMENTS

1	14:12:12.988			25.271	17.648		113.2								
2	14:13:14.151	1:01.163	20.372	23.622	17.169		114.3								
3	14:14:15.582	1:01.431	20.419	23.939	17.073		113.9								
4	14:15:17.440	1:01.858	20.347	24.065	17.446		112.2								
5	14:16:20.120	1:02.680	20.567	24.458	17.655		113.0								
6	14:17:22.421	1:02.301	20.806	24.070	17.425		112.6								
7	14:18:25.614	1:03.193	21.114	23.757	18.322		109.5								
8	14:19:28.425	1:02.811	21.058	24.081	17.672		110.4								
9	14:20:31.111	1:02.686	20.482	24.758	17.446		113.5								

(31) Daniel COOPER

1	14:12:02.485			20.711	16.162		118.6								
2	14:12:56.578	54.093	17.778	20.344	15.971		116.1								
3	14:13:50.396	53.818	17.664	20.573	15.581		118.6								
4	14:14:43.572	53.176	17.611	20.031	15.534		116.9								
5	14:15:36.547	52.975	17.637	20.142	15.196		117.9								
6	14:16:29.773	53.226	17.639	20.252	15.335		117.9								
7	14:17:23.093	53.320	17.844	20.187	15.289		118.4								
8	14:18:16.715	53.622	17.714	20.323	15.585		118.4								

Clerk of the Course

Orbits

Sig : Time :
 Chief Timekeeper : Ian Sharp (SMART Timing)
 Results available at www.smart-timing.co.uk and www.speedhive.com

Printed: 30/05/2026 14:23:49

KMSC National Motorcycle racing

Lapchart

Scottish Championship Pre-Injection 600

Knockhill 1.267 miles

Race 5 - 1st Race

30/05/2026 14:00

Race (10 Laps) started at 14:11:06

Competitors	Laps									
	1	2	3	4	5	6	7	8	9	10
Arthur CHRISTIE (141)	141	141	141	141	141	141	141	141	141	141
Alan McGREGOR (8)	8	75	75	75	75	75	75	75	75	75
Harry PULLAR (75)	75	8	8	31	31	31	31	31	26	26
Daniel COOPER (31)	31	31	31	54	26	26	26	26	54	54
Robbie CRIGHTON (54)	54	54	54	8	8	54	54	54	7	7
Paul ROGERS (99)	99	26	26	26	54	8	7	7	3	3
Charlie REYNOLDS (26)	26	99	99	7	7	7	8	3	8	8
Liam MACKIE (3)	3	7	7	99	99	99	3	8	99	99
Jon-Paul ADIE (7)	7	3	3	3	3	3	99	99	89	89
David MUNRO (89)	89	89	89	89	89	89	89	89	2	2
Archie O'DONNELL (2)	2	2	2	2	2	2	2	2	85	85
Scott KIRKPATRICK (85)	85	85	85	85	85	85	85	85	15	15
James CRAWFORD (15)	15	42	42	42	42	42	42	42	42	42
John ANDERSON (42)	42	15	15	15	15	15	15	15	58	
Gregor COOPER (421)	421	421	421	421	58	58	58	58	421	
Barry STEWART (58)	58	58	58	58	421	421	421	421	44	
Pat CLEMENTS (44)	44	44	44	44	44	44	44	44		
-	18									
-	19									
-	20									

Clerk of the Course

Orbits

Sig : Time :
 Chief Timekeeper : Ian Sharp (SMART Timing)
 Results available at www.smart-timing.co.uk and www.speedhive.com



KMSC National Motorcycle racing

KMSC Pre-Injection 600

Knockhill 1.267 miles

Race 11 - 1st Race

30/05/2026 15:30

Race (10 Laps)

POLE POSITION

1

1 141 Arthur CHRISTIE

2

75 Harry PULLAR

3

26 Charlie REYNOLDS

2

4 54 Robbie CRIGHTON

5

7 Jon-Paul ADIE

6

3 Liam MACKIE

3

7 8 Alan McGREGOR

8

99 Paul ROGERS

9

89 David MUNRO

4

10 2 Archie O'DONNELL

11

85 Scott KIRKPATRICK

12

15 James CRAWFORD

5

13 42 John ANDERSON

14

58 Barry STEWART

15

421 Gregor COOPER

6

16 44 Pat CLEMENTS

17

31 Daniel COOPER

18

76 Scott CRAWFORD

7

19 97 Darren ANDERSON

20

721 Ross SHEARER

Clerk of the Course

Orbits

Sig : Time :
Chief Timekeeper : Ian Sharp (SMART Timing)
Results available at www.smart-timing.co.uk and www.speedhive.com



KMSC National Motorcycle racing

Sorted on Laps

Scottish Championship Superbikes & KMSC Clubman

Knockhill 1.267 miles

Race 6 - 1st Race

30/05/2026 14:15

Race (10 Laps) started at 14:28:01

Pos	No.	Name	Make/Model	CC	Class	Laps	Total Tm	Diff	Best Tm	In Lap	Avg. Speed
1	79	Bruce BIRNIE	BMW	1000	SB	10	8:38.254		51.128	6	88.009
2	88	Sean McTAGGART	BMW	1000	SB	10	8:42.604	4.350	51.595	3	87.276
3	12	Ben McLUSKEY	Yamaha	1000	C	10	8:47.927	9.673	51.722	8	86.396
4	8	Steven McCREIGHT	Suzuki	1000	C	10	8:49.358	11.104	52.302	3	86.163
5	91	Tommy FENWICK	BMW	1000	C	10	8:54.463	16.209	52.015	9	85.340
6	71	Gavin JONES	Honda	1000	SB	10	8:58.575	20.321	53.109	6	84.688
7	67	William McNEILL	Yamaha	998	C	10	9:04.205	25.951	53.368	9	83.812
8	41	Mark WOODS	Yamaha	1000	C	10	9:04.235	25.981	53.195	2	83.807
9	9	Craig STEWART	BMW	1000	C	10	9:19.553	41.299	54.899	10	81.513

Not classified

DNF	17	Robert CARSON	Yamaha	998	C	3	3:37.300	DNF	54.951	2	62.970
-----	----	---------------	--------	-----	---	---	----------	-----	--------	---	--------

Margin of Victory	Avg. Speed	Best Lap Tm	Best Speed	Best Lap by
4.350	88.009	51.128	89.209	79 - Bruce BIRNIE

Clerk of the Course

Orbits

Sig : Time :

Chief Timekeeper : Ian Sharp (SMART Timing)

Results available at www.smart-timing.co.uk and www.speedhive.com

Printed: 30/05/2026 14:39:52



KMSC National Motorcycle racing

Scottish Championship Superbikes & KMSC Clubman

Knockhill 1.267 miles

Race 6 - 1st Race

30/05/2026 14:15

Race (10 Laps) started at 14:28:01

Lap	Time of Day	Lap Tm	S1	S2	S3	S2Spd	SFSpd	Lap	Time of Day	Lap Tm	S1	S2	S3	S2Spd	SFSpd
(79) Bruce BIRNIE								1	14:29:01.235			21.394	16.016	129.6	126.6
	14:28:55.728			19.850	14.445			2	14:29:55.242	54.007	18.292	20.697	15.018	133.4	126.1
2	14:29:47.095	51.367	17.134	19.560	14.673	129.3		3	14:30:48.678	53.436	17.956	20.410	15.070	131.6	126.1
3	14:30:38.295	51.200	17.094	19.553	14.553	130.6		4	14:31:42.425	53.747	17.883	20.420	15.444		124.0
4	14:31:30.190	51.895	17.054	19.997	14.844	130.1		5	14:32:36.019	53.594	17.884	20.594	15.116		126.4
5	14:32:21.488	51.298	17.247	19.527	14.524	130.3		6	14:33:29.611	53.592	18.050	20.503	15.039		127.6
6	14:33:12.616	51.123	16.942	19.606	14.580	131.6		7	14:34:23.506	53.895	18.063	20.729	15.103		127.3
7	14:34:04.043	51.427	17.235	19.604	14.588	130.6		8	14:35:17.056	53.550	17.826	20.637	15.087		126.9
8	14:34:55.635	51.592	17.140	19.752	14.700	129.6		9	14:36:10.424	53.368	17.735	20.564	15.069		126.1
9	14:35:47.409	51.774	17.140	19.839	14.795	129.8		10	14:37:05.356	54.932	18.832	20.757	15.343		126.6
10	14:36:39.405	51.996	17.177	20.048	14.771	129.3		(41) Mark WOODS							
(88) Sean McTAGGART								1	14:29:00.348			21.219	15.554	130.8	125.9
	14:28:55.972			19.942	14.837	132.9		2	14:29:53.543	53.195	17.862	20.303	15.030	132.9	125.7
2	14:29:47.914	51.942	17.525	19.585	14.832	128.6		3	14:30:47.159	53.616	17.723	20.366	15.527		126.9
3	14:30:39.509	51.595	17.552	19.509	14.534	131.3		4	14:31:40.884	53.725	17.979	20.258	15.488		125.2
4	14:31:31.731	52.222	17.457	19.946	14.819	131.6		5	14:32:34.315	53.431	17.950	20.229	15.252	132.1	125.2
5	14:32:23.478	51.747	17.464	19.708	14.575	131.1		6	14:33:27.792	53.477	17.811	20.352	15.314		125.7
6	14:33:15.254	51.776	17.398	19.699	14.679	131.1		7	14:34:21.482	53.690	18.012	20.304	15.374	130.6	125.4
7	14:34:07.283	52.029	17.637	19.718	14.674	131.6		8	14:35:15.477	53.995	18.019	20.444	15.532		123.8
8	14:34:59.334	52.051	17.643	19.793	14.615	132.6		9	14:36:10.188	54.711	18.177	20.736	15.798		124.0
9	14:35:51.183	51.849	17.462	19.751	14.636	129.3		10	14:37:05.386	55.198	18.502	20.960	15.736		121.1
10	14:36:43.755	52.572	17.940	19.808	14.824	128.1		(9) Craig STEWART							
(12) Ben McLUSKEY								1	14:29:01.886			21.739	15.751	123.4	124.5
	14:28:56.855			20.259	14.966	127.6		2	14:29:57.433	55.547	18.398	21.377	15.772	124.5	123.6
2	14:29:49.575	52.720	17.950	20.019	14.751	127.1		3	14:30:52.862	55.429	18.346	21.288	15.795	124.0	124.5
3	14:30:42.601	53.026	17.807	20.057	15.162	126.6		4	14:31:48.449	55.587	18.158	21.395	16.034	123.6	122.9
4	14:31:35.126	52.525	17.683	20.099	14.743	127.8		5	14:32:44.191	55.742	18.341	21.595	15.806	125.2	123.1
5	14:32:27.707	52.581	17.707	20.128	14.746	129.3		6	14:33:40.026	55.835	18.346	21.738	15.751	122.2	124.0
6	14:33:20.464	52.757	17.902	19.918	14.937	126.1		7	14:34:35.667	55.641	18.419	21.388	15.834	126.4	123.6
7	14:34:13.089	52.625	17.821	19.904	14.900	126.6		8	14:35:30.709	55.042	18.232	21.262	15.548	124.7	125.7
8	14:35:04.811	51.722	17.416	19.785	14.521	129.6		9	14:36:25.805	55.096	18.175	21.052	15.869	126.4	124.0
9	14:35:56.953	52.142	17.571	19.793	14.778	129.3		10	14:37:20.704	54.899	18.270	21.050	15.579	125.4	124.0
10	14:36:49.078	52.125	17.500	19.804	14.821	127.1		(17) Robert CARSON							
(8) Steven McCREIGHT								1	14:29:00.965			21.501	16.229		125.2
	14:28:57.521			20.350	15.264	135.8	129.6	2	14:29:55.916	54.951	18.195	20.924	15.832		122.0
2	14:29:50.051			19.913	14.911	139.2	128.3	3	14:31:38.451	1:42.535	18.248	1:01.014	23.273		50.2
3	14:30:42.353	52.302	17.723	19.727	14.852	135.8	129.3								
4	14:31:34.685	52.332	17.473	19.914	14.945	134.5	128.3								
5	14:32:27.572	52.887	17.748	20.063	15.076	133.2	127.8								
6	14:33:20.388	52.816	17.739	20.009	15.068	133.9	127.3								
7	14:34:13.157	52.769	17.668	19.997	15.104	132.9	125.7								
8	14:35:05.595	52.438	17.799	19.795	14.844	135.3	129.8								
9	14:35:57.995	52.400	17.459	19.935	15.006	134.8	128.1								
10	14:36:50.509	52.514	17.749	19.829	14.936	134.8	129.6								
(91) Tommy FENWICK								1	14:29:00.648			21.647	15.644	128.8	124.3
	14:29:54.059	53.411	17.817	20.701	14.893	130.1	125.4	2	14:30:47.045	52.986	17.556	20.102	15.328	131.3	123.6
3	14:31:39.230	52.185	17.431	19.725	15.029	127.1		4	14:32:32.462	53.232	17.768	20.220	15.244	133.2	125.7
5	14:33:25.703	53.241	17.596	20.437	15.208	123.1		6	14:34:18.954	53.251	17.525	20.312	15.414		127.3
7	14:35:11.473	52.519	17.728	19.879	14.912	123.8		8	14:36:03.488	52.015	17.342	19.801	14.872		123.4
9	14:36:55.614	52.126	17.344	19.875	14.907	125.4		10							
(71) Gavin JONES								1	14:28:58.023			20.612	15.118	132.9	130.3
	14:29:51.719	53.696	18.034	20.468	15.194	134.5	127.3	2	14:30:45.308	53.589	18.218	20.230	15.141	132.9	129.8
3	14:31:38.831	53.523	18.067	20.370	15.086	132.6	128.1	4	14:32:31.982	53.151	18.029	20.242	14.880	132.9	129.3
5	14:33:25.091	53.109	17.942	20.213	14.954	133.4	128.8	6	14:34:18.626	53.535	17.998	20.542	14.995	135.3	129.6
7	14:35:12.574	53.948	18.333	20.302	15.313	129.8	127.3	8	14:36:06.085	53.511	18.059	20.289	15.163	133.2	126.9
9	14:36:59.726	53.641	18.172	20.419	15.050	131.6	125.2	10							
(67) William McNEILL															

Clerk of the Course

Sig : Time :

Chief Timekeeper : Ian Sharp (SMART Timing)

Results available at www.smart-timing.co.uk and www.speedhive.com

Orbits

Printed: 30/05/2026 14:40:13



KMSC National Motorcycle racing

Lapchart

Scottish Championship Superbikes & KMSC Clubman

Knockhill 1.267 miles

Race 6 - 1st Race

30/05/2026 14:15

Race (10 Laps) started at 14:28:01



Competitors	Laps									
	1	2	3	4	5	6	7	8	9	10
Bruce BIRNIE (79)	1	79	79	79	79	79	79	79	79	79
Sean McTAGGART (88)	2	88	88	88	88	88	88	88	88	88
Ben McLUSKEY (12)	3	12	12	8	8	8	8	12	12	12
Steven McCREIGHT (8)	4	8	8	12	12	12	12	8	8	8
Gavin JONES (71)	5	71	71	71	71	71	71	91	91	91
Mark WOODS (41)	6	41	41	91	91	91	91	91	71	71
Tommy FENWICK (91)	7	91	91	41	41	41	41	41	41	67
Robert CARSON (17)	8	17	67	67	67	67	67	67	67	41
William McNEILL (67)	9	67	17	9	9	9	9	9	9	9
Craig STEWART (9)	10	9	9	17						

Clerk of the Course

Orbits

Sig : Time :
Chief Timekeeper : Ian Sharp (SMART Timing)
Results available at www.smart-timing.co.uk and www.speedhive.com

Printed: 30/05/2026 14:40:36



KMSC National Motorcycle racing

KMSC Superbikes & KMSC Clubman

Knockhill 1.267 miles

Race 12 - 1st Race

30/05/2026 15:45

Race (10 Laps)

POLE POSITION

1

1 79 Bruce BIRNIE

2

88 Sean McTAGGART

3

12 Ben McLUSKEY

2

4 8 Steven McCREIGHT

5

91 Tommy FENWICK

6

71 Gavin JONES

3

7 67 William McNEILL

8

41 Mark WOODS

9

9 Craig STEWART

4

10 17 Robert CARSON

Clerk of the Course

Sig :

Time :

Chief Timekeeper : Ian Sharp (SMART Timing)

Results available at www.smart-timing.co.uk and www.speedhive.com

Printed: 30/05/2026 14:41:57

Orbits



KMSC National Motorcycle racing
Sorted on Laps
KMSC CB500's
Knockhill 1.267 miles
Race 7 - 1st Race
30/05/2026 14:30
Race (10 Laps) started at 14:43:50

Pos	No.	Name	Make/Model	CC	Class	Laps	Total Tm	Diff	Best Tm	In Lap	Avg. Speed
1	187	Fraser MUTCH	Honda	CB500	CB	10	9:48.782		57.900	4	77.467
2	172	Steven ALLAN	Honda	CB500	CB	10	9:49.065	0.283	57.968	8	77.429
3	87	Finn CHALK	Honda	CB500	CB	10	9:53.191	4.409	58.483	6	76.891
4	10	Declan MacLENNAN	Honda	CB500	CB	10	10:14.902	26.120	1:00.694	5	74.176
5	7	Graham LYELL	Honda	CB500	CB	10	10:15.173	26.391	1:00.680	2	74.143
6	38	Ronan MEEK	Honda	CB500	CB	10	10:16.079	27.297	1:00.839	3	74.034
7	80	Drew PATON	Honda	CB500	CB	10	10:18.744	29.962	1:00.763	6	73.715
8	36	Crichton CAMPBELL	Honda	CB500	CB	10	10:22.290	33.508	1:01.003	6	73.295
9	189	David MUNRO	Honda	CB500	CB	10	10:22.816	34.034	1:01.447	10	73.233
10	85	James HESSON	Honda	CB500	CB	10	10:34.485	45.703	1:02.698	4	71.887
11	97	Graeme JOHNSTONE	Honda	CB500	CB	10	10:36.163	47.381	1:01.797	4	71.697
12	17	Robert COLEMAN	Honda	CB500	CB	10	10:38.071	49.289	1:02.366	8	71.483
13	68	Graham FARQUHARSON	Honda	CB500	CB	10	10:38.645	49.863	1:02.522	8	71.418
14	29	Ewan AUSTIN	Honda	CB500	CB	10	10:48.141	59.359	1:02.850	6	70.372
15	116	Dylan WAPLINGTON	Honda	CB500	CB	10	10:53.357	1:04.575	1:04.094	4	69.810
16	303	Jamie ANDERSON	Honda	CB500	CB	10	10:53.515	1:04.733	1:03.812	4	69.793
17	19	Dave FORDYCE	Honda	CB500	CB	9	9:49.373	1 Lap	1:04.487	5	69.650
18	179	Paul CHAMBERLAIN	Honda	CB500	CB	9	10:21.383	1 Lap	1:07.351	7	66.062
19	88	Chris GALLETLY	Honda	CB500	CB	9	10:22.156	1 Lap	1:07.338	3	65.980
20	33	William MALCOLM	Honda	CB500	CB	9	10:23.454	1 Lap	1:08.030	2	65.843
21	244	Nathan MOCHAN	Honda	CB500	CB	9	10:24.116	1 Lap	1:07.332	5	65.773
22	331	Neil RAE	Honda	CB500	CB	9	10:25.763	1 Lap	1:08.507	3	65.600
23	139	Charlene LESSELLS	Honda	CB500	CB	9	10:40.714	1 Lap	1:09.030	2	64.069
24	535	Chris FENTON	Honda	CB500	CB	8	10:01.801	2 Laps	1:12.954	4	60.633
Not classified											
DNF	135	Kristopher LENNIE	Honda	CB500	CB	7	7:44.025	DNF	1:04.473	6	68.806
DNF	70	Martin LYELL	Honda	CB500	CB			DNF		0	-
DNS	1	Barry STEWART	Honda	CB500	CB			DNS		0	-

Margin of Victory	Avg. Speed	Best Lap Tm	Best Speed	Best Lap by
0.283	77.467	57.900	78.775	187 - Fraser MUTCH

Clerk of the Course
Orbits

Sig : _____ Time : _____
 Chief Timekeeper : Ian Sharp (SMART Timing)
 Results available at www.smart-timing.co.uk and www.speedhive.com

Printed: 30/05/2026 14:56:47



KMSC National Motorcycle racing
KMSC CB500's
Knockhill 1.267 miles
Race 7 - 1st Race
30/05/2026 14:30
Race (10 Laps) started at 14:43:50

Lap	Time of Day	Lap Tm	S1	S2	S3	S2Spd	SFSpd
(187) Fraser MUTCH							
1	14:44:51.944			22.281	17.481	96.7	92.9
2	14:45:50.691	58.747	19.239	22.097	17.411	96.4	91.6
3	14:46:49.287	58.596	19.538	21.934	17.124	99.6	94.1
4	14:47:47.187	57.900	19.112	21.624	17.164	100.9	92.3
5	14:48:46.182	58.995	19.516	22.375	17.104	98.8	95.2
6	14:49:44.549	58.367	19.178	21.863	17.326	98.1	92.6
7	14:50:44.028	59.479	19.169	22.981	17.329	98.4	92.1
8	14:51:42.378	58.350	19.121	21.978	17.251	96.6	92.3
9	14:52:40.898	58.520	19.236	21.825	17.459	97.0	91.8
10	14:53:39.541	58.643	19.306	22.065	17.272	96.8	93.2
(172) Steven ALLAN							
1	14:44:52.007			22.266	17.401	99.9	93.5
2	14:45:50.659	58.652	19.295	22.027	17.330	97.8	92.2
3	14:46:49.036	58.377	19.356	21.875	17.146	100.3	92.4
4	14:47:47.254	58.218	19.073	21.832	17.313	98.7	94.4
5	14:48:46.102	58.848	19.386	22.279	17.183	97.7	93.1
6	14:49:44.614	58.512	19.380	21.788	17.344	99.3	94.8
7	14:50:44.448	59.834	19.171	23.364	17.299	98.4	92.9
8	14:51:42.416	57.968	19.037	21.853	17.078	99.4	93.9
9	14:52:40.918	58.502	18.955	22.168	17.379	98.4	92.4
10	14:53:39.824	58.906	19.528	21.799	17.579	97.8	93.3
(87) Finn CHALK							
1	14:44:51.777			22.177	17.323	98.8	92.1
2	14:45:50.626	58.849	19.234	22.270	17.345	97.5	92.4
3	14:46:49.161	58.535	19.268	21.918	17.349	93.1	93.1
4	14:47:47.940	58.779	19.610	21.842	17.327	98.8	93.2
5	14:48:46.736	58.796	19.168	22.378	17.250	99.3	93.6
6	14:49:45.219	58.483	19.158	21.883	17.442	99.6	93.6
7	14:50:45.596	1:00.377	19.152	23.209	18.016	97.8	92.3
8	14:51:44.193	58.597	19.278	22.054	17.265	97.4	92.7
9	14:52:43.128	58.935	19.375	22.157	17.403	97.3	92.7
10	14:53:43.950	1:00.822	19.501	23.791	17.530	97.3	91.9
(10) Declan MacLENNAN							
1	14:44:55.127			23.535	18.119	93.7	89.8
2	14:45:56.075	1:00.948	20.143	23.044	17.761	95.3	89.6
3	14:46:57.212	1:01.137	19.789	23.155	18.193	94.4	91.7
4	14:47:58.368	1:01.156	20.154	23.177	17.825	94.4	89.7
5	14:48:59.062	1:00.694	19.871	22.951	17.872	93.2	89.8
6	14:50:00.276	1:01.214	20.014	23.308	17.892	93.3	89.6
7	14:51:01.618	1:01.342	20.256	23.308	17.778	93.6	90.1
8	14:52:03.098	1:01.480	19.928	23.806	17.746	94.1	89.7
9	14:53:04.470	1:01.372	19.958	23.272	18.142	94.4	90.8
10	14:54:05.661	1:01.191	19.858	23.363	17.970	93.3	89.7
(7) Graham LYELL							
1	14:44:54.854			23.827	17.702	98.1	92.1
2	14:45:55.534	1:00.680	20.186	22.781	17.713	98.1	93.2
3	14:46:56.850	1:01.316	20.129	23.392	17.795	96.6	92.3
4	14:47:58.481	1:01.631	20.566	23.257	17.808	97.8	91.3
5	14:48:59.313	1:00.832	20.306	22.948	17.578	98.0	94.0
6	14:50:00.417	1:01.104	20.340	23.269	17.495	98.1	93.3
7	14:51:01.815	1:01.398	20.521	23.041	17.836	93.9	93.9
8	14:52:03.406	1:01.591	20.347	23.652	17.592	93.2	93.2
9	14:53:04.828	1:01.422	20.153	23.358	17.911	97.8	94.5
10	14:54:05.932	1:01.104	20.317	23.350	17.437	94.0	94.0
(38) Ronan MEEK							
1	14:44:55.458			23.507	18.116	95.5	89.4
2	14:45:56.301	1:00.843	20.216	22.790	17.837	96.7	90.4
3	14:46:57.140	1:00.839	19.903	22.965	17.971	95.3	89.6
4	14:47:59.000	1:01.860	20.402	23.581	17.877	95.2	90.9
5	14:48:59.859	1:00.859	20.002	23.019	17.838	95.5	90.6
6	14:50:01.685	1:01.826	20.021	23.731	18.074	94.5	90.0
7	14:51:02.775	1:01.090	20.235	22.890	17.965	94.4	89.5
8	14:52:04.083	1:01.308	20.091	23.289	17.928	95.2	86.7
9	14:53:05.509	1:01.426	20.204	23.092	18.130	93.6	89.8
10	14:54:06.838	1:01.329	20.539	22.891	17.899	94.7	89.1
(80) Drew PATON							


Lap	Time of Day	Lap Tm	S1	S2	S3	S2Spd	SFSpd
1	14:44:56.830			24.206	18.197		89.8
2	14:45:58.529	1:01.699	20.215	23.100	18.384		89.0
3	14:46:59.895	1:01.366	20.224	23.076	18.066		89.2
4	14:48:01.128	1:01.233	20.326	22.916	17.991		90.0
5	14:49:02.416	1:01.288	20.387	23.003	17.898		90.0
6	14:50:03.179	1:00.763	20.036	22.962	17.765		90.3
7	14:51:04.126	1:00.947	20.196	22.858	17.893		89.8
8	14:52:05.797	1:01.671	20.160	23.283	18.228		89.1
9	14:53:06.974	1:01.177	20.311	22.925	17.941		90.7
10	14:54:09.503	1:02.529	20.660	23.781	18.088		88.6
(36) Crichton CAMPBELL							
1	14:44:56.395			23.834	18.177	94.4	89.1
2	14:45:58.799	1:02.404	20.136	23.026	19.242		89.2
3	14:47:00.051	1:01.252	20.263	22.896	18.093	96.3	90.8
4	14:48:01.306	1:01.255	20.262	23.020	17.973	96.7	91.2
5	14:49:03.107	1:01.801	20.626	23.095	18.080		90.1
6	14:50:04.110	1:01.003	19.969	22.923	18.111	95.5	90.2
7	14:51:05.218	1:01.108	19.909	22.891	18.308		89.6
8	14:52:06.811	1:01.593	20.104	23.344	18.145	94.5	89.5
9	14:53:08.867	1:02.056	20.299	23.472	18.285		90.0
10	14:54:13.049	1:04.182	21.236	24.560	18.386	93.5	90.3
(189) David MUNRO							
1	14:44:58.198			24.292	18.014		90.7
2	14:46:00.524	1:02.326	20.396	23.894	18.036		90.1
3	14:47:02.320	1:01.796	20.473	23.254	18.069		90.1
4	14:48:04.225	1:01.905	20.367	23.417	18.121		90.4
5	14:49:05.756	1:01.531	20.308	23.259	17.964		90.4
6	14:50:07.446	1:01.690	20.334				91.6
7	14:51:09.037	1:01.591	20.369	23.239	17.983		90.7
8	14:52:10.493	1:01.456	20.201				90.8
9	14:53:12.128	1:01.635	20.411	23.140	18.084		89.6
10	14:54:13.575	1:01.447	20.261				92.4
(85) James HESSON							
1	14:44:57.759			24.402	18.220	96.7	90.3
2	14:46:00.824	1:03.065	20.538	24.288	18.239	97.5	90.7
3	14:47:03.752	1:02.928	20.839	23.749	18.340		91.2
4	14:48:06.450	1:02.698	20.469	23.956	18.273	96.4	92.1
5	14:49:09.209	1:02.759	20.472	24.043	18.244	96.8	91.4
6	14:50:12.504	1:03.295	20.695	24.063	18.537	95.6	91.7
7	14:51:15.371	1:02.867	20.594	24.112	18.161	95.9	91.7
8	14:52:18.235	1:02.864	20.603	24.124	18.137	95.9	91.8
9	14:53:21.563	1:03.328	20.613	24.330	18.385	95.6	91.6
10	14:54:25.244	1:03.681	21.003	24.116	18.562	95.1	90.2
(97) Graeme JOHNSTONE							
1	14:45:03.261			25.444	18.426		91.7
2	14:46:05.369	1:02.108	20.738	23.424	17.946		92.8
3	14:47:08.719	1:03.350	21.501	23.910	17.939		92.2
4	14:48:10.516	1:01.797	20.631	23.201	17.965		92.2
5	14:49:12.383	1:01.867	20.732	23.230	17.905		90.9
6	14:50:14.640	1:02.257	20.877	23.559	17.821		91.8
7	14:51:17.018	1:02.378	20.711	23.766	17.901		91.3
8	14:52:19.190	1:02.172	20.785	23.522	17.865		92.7
9	14:53:21.717	1:02.527	20.357	23.829	18.341		92.3
10	14:54:26.922	1:05.205	21.689	25.298	18.218		91.8
(17) Robert COLEMAN							
1	14:44:59.730			24.798	19.222	92.6	85.4
2	14:46:03.480	1:03.750	21.344	23.874	18.532	93.6	88.3
3	14:47:06.658	1:03.178	20.899	23.901	18.378		88.2
4	14:48:09.664	1:03.006	20.933	23.758	18.315	92.6	88.8
5	14:49:12.874	1:03.210	20.875	23.828	18.507	92.1	88.9
6	14:50:15.999	1:03.125	21.009	23.741	18.375	93.5	89.0
7	14:51:19.300	1:03.301	20.897	23.548	18.856	93.3	90.2
8	14:52:21.666	1:02.366	20.663	23.463	18.240	92.7	89.0
9	14:53:24.325	1:02.659	20.618	23.609	18.432	91.9	89.2
10	14:54:28.830	1:04.505	20.942	24.898	18.665	92.6	88.6
(68) Graham FARQUHARSON							
1	14:44:59.600			24.581	18.940	93.2	84.9
2	14:46:03.692	1:04.092	21.078	23.838	19.176	89.7	

KMSC National Motorcycle racing
KMSC CB500's
Knockhill 1.267 miles
Race 7 - 1st Race
30/05/2026 14:30
Race (10 Laps) started at 14:43:50

Lap	Time of Day	Lap Tm	S1	S2	S3	S2Spd	SFSpd	Lap	Time of Day	Lap Tm	S1	S2	S3	S2Spd	SFSpd						
(29) Ewan AUSTIN																					
1	14:45:00.992			25.149	19.011	92.3	86.6	7	14:51:55.289	1:08.718	22.946				90.3						
2	14:46:05.087	1:04.095	21.201	24.346	18.548	93.2	86.5	8	14:53:03.934	1:08.645	22.599				90.2						
3	14:47:08.864	1:03.777	21.121	23.995	18.661	91.4	85.7	9	14:54:12.915	1:08.981	23.483				89.7						
4	14:48:12.242	1:03.778	20.835	23.787	18.756	92.9	85.6	(33) William MALCOLM													
5	14:49:15.327	1:03.085	20.661	23.868	18.556	91.8	85.8	1	14:45:04.056			25.907	19.531	95.1	89.1						
6	14:50:18.177	1:02.850	20.540	23.997	18.313	91.6	86.6	2	14:46:12.086	1:08.030	22.350	25.560	20.120	93.2	87.3						
7	14:51:21.081	1:02.904	20.752	23.906	18.246	91.4	86.8	3	14:47:20.184	1:08.098	22.424	25.737	19.937	93.6	89.8						
8	14:52:27.550	1:06.469	21.696	25.322	19.451	90.3	84.8	4	14:48:29.086	1:08.902	22.692	25.801	20.409	91.1	88.5						
9	14:53:33.515	1:05.965	21.934	24.938	19.093	87.6	84.7	5	14:49:38.168	1:09.082	23.118	25.688	20.276	94.1	86.5						
10	14:54:38.900	1:05.385	21.624	24.631	19.130	90.8	83.3	6	14:50:48.115	1:09.947	23.165	26.663	20.119	92.7	90.7						
								(244) Nathan MOCHAN													
								1 14:45:05.306								26.486	19.745	95.3	90.4		
								2 14:46:14.584								1:09.278	22.877	26.265	20.136	90.3	90.1
								3 14:47:23.269								1:08.685	22.388	26.598	19.699	92.2	90.7
								4 14:48:31.060								1:07.791	22.426	26.059	19.306	94.9	90.6
								5 14:49:38.392								1:07.332	22.416	25.781	19.135	94.9	91.3
								6 14:50:47.332								1:08.940	22.669	26.253	20.018	96.1	90.8
								7 14:51:55.907								1:08.575	22.472	26.409	19.694	93.7	90.6
								8 14:53:04.317								1:08.410	22.485	26.546	19.379	94.3	91.1
								9 14:54:14.875								1:10.558	23.368	27.168	20.022	94.7	90.4
								(331) Neil RAE													
								1 14:45:04.510													83.2
								2 14:46:13.683								1:09.173	23.295	25.877	20.001		82.5
								3 14:47:22.190								1:08.507	22.846				83.6
								4 14:48:31.035								1:08.845	22.688				83.4
								5 14:49:40.013								1:08.978	23.000				82.1
								6 14:50:49.045								1:09.032	22.886				84.0
								7 14:51:58.074								1:09.029	22.578				80.0
								8 14:53:07.961								1:09.887	22.953				82.1
								9 14:54:16.522								1:08.561	22.831				82.7
								(139) Charlene LESSELLS													
								1 14:45:08.046										27.246	20.127	91.3	87.6
								2 14:46:17.076								1:09.030	22.901	26.428	19.701	92.4	88.4
								3 14:47:26.893								1:09.817	23.104	26.819	19.894	90.2	87.0
								4 14:48:36.496								1:09.603	23.065	26.755	19.783	90.9	88.2
								5 14:49:46.621								1:10.125	23.239	26.619	20.267	90.6	86.8
								6 14:50:57.564								1:10.943	23.443	27.232	20.268	87.5	87.6
								7 14:52:09.440								1:11.876	23.119	28.351	20.406	84.0	85.3
								8 14:53:19.666								1:10.226	23.316	26.917	19.993	87.5	85.3
								9 14:54:31.473								1:11.807	23.587	26.972	21.248	90.1	85.5
								(535) Chris FENTON													
								1 14:45:12.106										28.338	21.788		85.1
								2 14:46:25.762								1:13.656	24.775	27.764	21.117		84.5
								3 14:47:38.970								1:13.208	24.878	27.564	20.766		87.0
								4 14:48:51.924								1:12.954	24.777	27.690	20.487		86.3
								5 14:50:07.274								1:15.350	24.763	28.344	22.243		87.4
								6 14:51:20.270								1:12.996	24.295	27.935	20.766		87.3
								7 14:52:35.964								1:15.694	25.454	28.708	21.532		86.3
								8 14:53:52.560								1:16.596	25.639	28.925	22.032		85.5
								(135) Kristopher LENNIE													
								1 14:45:04.622										25.598	19.910	93.1	87.7
								2 14:46:10.474								1:05.852	21.642	25.276	18.934		87.0
								3 14:47:15.350								1:04.876	21.370	24.658	18.848		88.5
								4 14:48:20.389								1:05.039	21.389	24.905	18.745	92.2	88.8
								5 14:49:25.496								1:05.107	21.528	24.900	18.679		89.2
								6 14:50:29.969								1:04.473	21.190	24.932	18.351		89.4
								7 14:51:34.784								1:04.815	20.902	25.233	18.680		89.2
								(88) Chris GALLETLY													
								1 14:45:05.741													89.7
								2 14:46:13.373								1:07.632	22.560				89.0
								3 14:47:20.711								1:07.338	22.700	25.903	18.735		89.8
								4 14:48:29.073								1:08.362	22.695				88.4
								5 14:49:37.228								1:08.155	22.592				88.8
								6 14:50:46.571								1:09.343	22.857	26.389	20.097		87.2

Clerk of the Course
Orbits

Sig : _____ **Time :** _____
Chief Timekeeper : Ian Sharp (SMART Timing)
Results available at www.smart-timing.co.uk and www.speedhive.com

KMSC National Motorcycle racing
Lapchart
KMSC CB500's
Knockhill 1.267 miles
Race 7 - 1st Race
30/05/2026 14:30
Race (10 Laps) started at 14:43:50


Competitors	Laps										
	1	2	3	4	5	6	7	8	9	10	
Finn CHALK (87)	1	87	87	172	187	172	187	187	187	187	187
Fraser MUTCH (187)	2	187	172	87	172	187	172	172	172	172	172
Steven ALLAN (172)	3	172	187	187	87	87	87	87	87	87	87
Graham LYELL (7)	4	7	7	7	10	10	10	10	10	10	10
Declan MacLENNAN (10)	5	10	10	38	7	7	7	7	7	7	7
Ronan MEEK (38)	6	38	38	10	38	38	38	38	38	38	38
Crichton CAMPBELL (36)	7	36	80	80	80	80	80	80	80	80	80
Drew PATON (80)	8	80	36	36	36	36	36	36	36	36	36
James HESSON (85)	9	85	189	189	189	189	189	189	189	189	189
David MUNRO (189)	10	189	85	85	85	85	85	85	85	85	85
Graham FARQUHARSON (68)	11	68	17	17	17	97	97	97	97	97	97
Robert COLEMAN (17)	12	17	68	68	97	17	17	17	17	17	17
Dylan WAPLINGTON (116)	13	116	116	97	68	68	68	68	68	68	68
Ewan AUSTIN (29)	14	29	29	29	29	29	29	29	29	29	29
Jamie ANDERSON (303)	15	303	97	116	116	116	116	116	116	116	116
Dave FORDYCE (19)	16	19	303	303	303	303	303	303	303	303	303
Graeme JOHNSTONE (97)	17	97	19	19	19	19	19	19	19	19	19
William MALCOLM (33)	18	33	135	135	135	135	135	135	179	179	179
Neil RAE (331)	19	331	33	33	88	88	88	179	88	88	88
Kristopher LENNIE (135)	20	135	88	88	33	179	179	88	244	33	33
Nathan MOCHAN (244)	21	244	331	331	179	33	244	244	33	244	244
Chris GALLETLY (88)	22	88	244	179	331	244	33	33	331	331	331
Paul CHAMBERLAIN (179)	23	179	179	244	244	331	331	331	139	139	139
Charlene LESSELLS (139)	24	139	139	139	139	139	139	139	535	535	535
Chris FENTON (535)	25	535	535	535	535	535	535	535			
-	26										
-	27										

Clerk of the Course
Orbits

Sig : **Time :**
Chief Timekeeper : Ian Sharp (SMART Timing)
Results available at www.smart-timing.co.uk and www.speedhive.com

Printed: 30/05/2026 14:57:26


KMSC National Motorcycle racing

Sorted on Laps

KMSC Lightweights

Knockhill 1.267 miles

Race 8 - 1st Race

30/05/2026 14:45

Race (10 Laps) started at 15:03:30

Pos	No.	Name	Make/Model	CC	Class	Laps	Total Tm	Diff	Best Tm	In Lap	Avg. Speed
1	63	Jack DUNABIE	Beon	450	SL	10	8:46.757		51.753	6	86.588
2	123	Johnny STEWART	Aprilia	660	SL	10	9:05.994	19.237	53.898	5	83.537
3	146	Kian McDONALD	Aprilia	660	SL	10	9:06.478	19.721	53.923	4	83.463
4	134	Kenneth MacLEOD	BMW	900	SL	10	9:07.777	21.020	53.617	5	83.265
5	45	Marley MacKENZIE	Kawasaki	400	SL C	10	9:14.772	28.015	54.245	10	82.216
6	3	Ben McLUSKEY	BMW	900	SL	10	9:17.001	30.244	54.552	6	81.887
7	87	Fraser MUTCH	BMW	900	SL	10	9:17.500	30.743	54.695	6	81.813
8	7	Finn CHALK	BMW	900	SL	10	9:18.189	31.432	54.871	10	81.712
9	38	Adon DAVIE	Honda	250	SL	10	9:19.150	32.393	54.397	7	81.572
10	31	Lewis PATERSON		600	SL C	10	9:24.132	37.375	55.135	9	80.852
11	93	Ryan MORRISON	Aprilia	660	SL	10	9:29.138	42.381	55.470	10	80.140
12	10	Declan MacLENNAN	BMW	900	SL	10	9:29.281	42.524	55.925	5	80.120
13	2	Kade WATT	Kawasaki	400	SL C	10	9:36.020	49.263	56.605	8	79.183
14	94	Barry O'DONNELL	Aprilia	660	SL C	9	8:48.768	1 Lap	57.412	7	77.633
15	110	Chris EASTWOOD	Aprilia	660	SL	9	8:50.921	1 Lap	56.709	6	77.318
16	999	Tony ALEXANDER	BMW	900	SL	9	8:55.716	1 Lap	58.452	9	76.626
17	40	Archie ORMROD	Kawasaki	400	SL C	9	8:56.317	1 Lap	58.875	5	76.540
18	52	Michael THOMSON	KTM Kramer	690	SL C	9	9:24.817	1 Lap	1:01.486	9	72.678
19	44	Evan PUNTON	Suzuki	650	SL C	9	9:46.462	1 Lap	1:04.131	5	69.996
20	22	Andrew NEIL	Yamaha	400	SL C	8	9:05.487	2 Laps	1:06.682	3	66.892
Not classified (from pos 21)											
	19	Tyler HUMPHRIES	Beon	250	SL C	4	9:46.307	6 Laps	1:02.973	4	31.117
DNF	96	Zoe PATERSON	Aprilia	660	SL	8	7:50.685	DNF	56.872	4	77.523

Announcements

New Track Record (51.753) for KMSC Scottish Lightweights by Jack DUNABIE.

Margin of Victory	Avg. Speed	Best Lap Tm	Best Speed	Best Lap by
19.237	86.588	51.753	88.132	63 - Jack DUNABIE

Clerk of the Course

Sig : Time :
 Chief Timekeeper : Ian Sharp (SMART Timing)
 Results available at www.smart-timing.co.uk and www.speedhive.com

Orbits



KMSC National Motorcycle racing

KMSC Lightweights

Knockhill 1.267 miles

Race 8 - 1st Race

30/05/2026 14:45

Race (10 Laps) started at 15:03:30

Lap	Time of Day	Lap Tm	S1	S2	S3	S2Spd	SFSpd	Lap	Time of Day	Lap Tm	S1	S2	S3	S2Spd	SFSpd	
(63) Jack DUNABIE								1	15:04:32.084			22.263	16.225	115.9	110.4	
1	15:04:26.611			20.669	15.014	117.5	114.1	2	15:05:28.123	56.039	18.281	21.396	16.362	115.1	110.0	
2	15:05:18.799	52.188	17.397	19.850	14.941	119.8	113.0	3	15:06:23.585	55.462	18.627	20.792	16.043	116.5	109.1	
3	15:06:11.036	52.237	17.358	19.996	14.883	119.8	114.7	4	15:07:18.416	54.831	18.246	20.665	15.920	115.9	110.9	
4	15:07:03.312	52.276	17.357	19.880	15.039	119.8	113.2	5	15:08:13.479	55.063	18.340	20.782	15.941	115.3	109.7	
5	15:07:55.359	52.047	17.380	19.738	14.929	120.3	114.7	6	15:09:08.174	54.695	18.056	20.768	15.871	112.2	108.4	
6	15:08:47.112	51.753	17.196	19.711	14.846	120.5	115.3	7	15:10:03.043	54.869	17.873	20.646	16.350	113.9	107.5	
7	15:09:38.970	51.858	17.245	19.717	14.896	120.3	114.9	8	15:10:58.140	55.097	18.520	20.831	15.746	114.5	108.6	
8	15:10:31.878	52.908	17.209	19.553	16.146	120.7	114.9	9	15:11:52.900	54.760	18.065	20.660	16.035	113.5	109.8	
9	15:11:24.481	52.603	17.414	19.916	15.273	120.9	114.7	10	15:12:47.641	54.741	18.005	20.930	15.806	113.7	109.5	
10	15:12:16.898	52.417	17.260	20.227	14.930	119.8	114.5	(7) Finn CHALK								
(123) Johnny STEWART								1	15:04:31.755			22.235	16.053	110.2		
1	15:04:27.920			20.773	15.862		113.4	2	15:05:28.041	56.286	18.422	21.528	16.336	108.2		
2	15:05:22.714	54.794	18.014	21.004	15.776		114.1	3	15:06:23.156	55.115	18.264	20.878	15.973	109.3		
3	15:06:16.870	54.156	17.879	20.604	15.673		114.1	4	15:07:18.305	55.149	18.344	20.878	15.927	108.4		
4	15:07:10.802	53.932	17.835	20.470	15.627		114.1	5	15:08:13.178	54.873	18.263	20.848	15.762	108.6		
5	15:08:04.700	53.898	17.652	20.528	15.718		114.1	6	15:09:08.678	55.500	18.219	20.981	16.300	110.2		
6	15:08:58.875	54.175	18.151	20.457	15.567	114.5		7	15:10:03.550	54.872	18.240	20.708	15.924	109.5		
7	15:09:53.636	54.761	17.966	20.607	16.188		109.5	8	15:10:58.552	55.002	18.285	20.790	15.927	110.6		
8	15:10:47.835	54.199	18.079	20.590	15.530		113.9	9	15:11:53.459	54.907	18.122	20.791	15.994	109.5		
9	15:11:41.886	54.051	17.635	20.619	15.797		114.5	10	15:12:48.330	54.871	18.194	20.807	15.870	110.4		
10	15:12:36.135	54.249	17.888	20.631	15.730		111.5	(38) Adon DAVIE								
(146) Kian McDONALD								1	15:04:33.036			22.831	16.348	107.9	102.3	
1	15:04:27.273			20.800	15.636		113.7	2	15:05:28.848	55.812	18.126	20.962	16.724	110.4	102.3	
2	15:05:21.378	54.105	17.946	20.576	15.583		113.9	3	15:06:24.560	55.712	18.327	21.316	16.069	107.7	102.3	
3	15:06:15.459	54.081	17.959	20.594	15.528		113.9	4	15:07:19.950	55.390	17.885	21.340	16.165	107.0	101.5	
4	15:07:09.382	53.923	17.986	20.532	15.405		113.9	5	15:08:14.972	55.022	18.299	20.587	16.136	108.4	100.6	
5	15:08:03.318	53.936	17.934	20.554	15.448		113.9	6	15:09:09.806	54.834	18.008	20.547	16.279	108.6	101.2	
6	15:08:57.249	53.931	18.065	20.272	15.594		112.8	7	15:10:04.203	54.397	17.960	20.461	15.976	108.9	101.7	
7	15:09:51.339	54.090	18.110	20.468	15.512		113.0	8	15:10:59.222	55.019	18.012	20.821	16.186	108.9	102.0	
8	15:10:46.595	55.256	18.188	21.572	15.496		113.7	9	15:11:54.080	54.858	17.971	20.612	16.275	110.0	101.1	
9	15:11:40.580	53.985	17.876	20.615	15.494		113.7	10	15:12:49.291	55.211	18.646	20.494	16.071	108.6	100.9	
10	15:12:36.619	56.039	17.847	20.358	17.834		112.0	(31) Lewis PATERSON								
(134) Kenneth MacLEOD								1	15:04:30.970			21.604	16.715	110.7	106.5	
1	15:04:29.743			21.421	15.919		108.9	2	15:05:28.218	57.248	18.754	21.680	16.814	110.6	105.5	
2	15:05:24.441	54.698	17.988	20.969	15.741		109.3	3	15:06:25.176	56.958	18.795	21.519	16.644	110.2	105.5	
3	15:06:19.079	54.638	17.939	20.815	15.884		109.3	4	15:07:21.205	56.029	18.526	21.322	16.181	109.7	104.9	
4	15:07:13.072	53.993	17.822	20.475	15.696		110.0	5	15:08:16.419	55.214	18.225	20.739	16.250	109.8	104.7	
5	15:08:06.689	53.617	17.629	20.456	15.532		116.9	6	15:09:11.963	55.544	18.185	21.170	16.189	108.9	104.4	
6	15:09:00.817	54.128	17.946	20.632	15.550		110.2	7	15:10:07.272	55.309	18.292	20.780	16.237	109.5	104.4	
7	15:09:55.378	54.561	18.278	20.578	15.705		116.7	8	15:11:03.466	56.194	18.204	21.784	16.206	108.8	104.5	
8	15:10:49.148	53.770	17.703	20.478	15.589		110.4	9	15:11:58.601	55.135	18.066	20.837	16.232	109.1	104.2	
9	15:11:43.745	54.597	17.800	20.636	16.161		104.9	10	15:12:54.273	55.672	18.365	20.931	16.376	109.5	104.2	
10	15:12:37.918	54.173	17.954	20.619	15.600		109.8	(93) Ryan MORRISON								
(45) Marley MacKENZIE								1	15:04:30.055			21.725	16.624	107.7		
1	15:04:30.802			21.600	16.273		112.2	105.3	2	15:05:28.186	58.131	18.633	22.437	17.061	108.2	
2	15:05:27.257	56.455	18.732	21.667	16.056		110.4	103.9	3	15:06:25.036	56.850	19.111	21.421	16.318	108.6	
3	15:06:22.070	54.813	18.117	20.762	15.934		109.5	103.9	4	15:07:21.523	56.487	18.300	22.083	16.104	108.1	
4	15:07:16.576	54.506	17.908	20.757	15.841		109.7	103.7	5	15:08:17.947	56.424	18.492	21.580	16.352	108.1	
5	15:08:11.201	54.625	17.863	20.846	15.916		109.8	103.4	6	15:09:13.959	56.012	18.325	21.538	16.149	107.5	
6	15:09:06.176	54.975	17.905	21.136	15.934		109.1	103.4	7	15:10:10.436	56.477	18.642	21.507	16.328	107.4	
7	15:10:01.135	54.959	17.867	20.882	16.210		109.5	101.4	8	15:11:07.685	57.249	18.430	22.655	16.164	107.9	
8	15:10:55.714	54.579	17.905	20.815	15.859		103.7	101.0	9	15:12:03.809	56.124	18.491	21.520	16.113	107.4	
9	15:11:50.668	54.954	17.763	21.381	15.810		108.2	103.6	10	15:12:59.279	55.470	18.275	21.237	15.958	107.9	
10	15:12:44.913	54.245	17.855	20.607	15.783		110.0	103.6	(10) Declan MacLENNAN							
(3) Ben McLUSKEY								1	15:04:30.339			21.642	16.635	108.1		
1	15:04:31.036			21.509	16.365		117.1	110.9	2	15:05:27.257	56.918	18.987	21.731	16.200	108.1	
2	15:05:28.039	57.003	18.876	21.593	16.534		107.7		3	15:06:23.801	56.544	18.633	21.228	16.683	108.2	
3	15:06:23.559	55.520	18.500	20.849	16.171		107.5		4	15:07:19.912	56.111	18.466	21.442	16.203	108.1	
4	15:07:18.656	55.097	18.392	20.704	16.001		109.8		5	15:08:15.837	55.925	18.509	21.234	16.182	107.7	
5	15:08:13.933	55.277	18.238	20.853	16.186		108.1		6	15:09:12.230	56.393	18.492	21.445	16.456		114.1
6	15:09:08.485	54.552	18.006	20.724	15.822		109.3		7	15:10:08.380	56.150	18.592	21.222	16.336	106.5	
7	15:10:03.157	54.672	17.959	20.502	16.211		108.2		8	15:11:05.665	57.285	18.866	21.924	16.495	106.2	
8	15:10:57.784	54.627	18.235	20.693	15.699		109.7		9	15:12:02.665	57.000	18.867	21.590	16.543	106.4	
9	15:11:52.365	54.581	18.094	20.546	15.941		107.7		10	15:12:59.422	56.757	18.820	21.578	16.359	110.0	
10	15:12:47.142	54.777	18.176	20.713	15.888		106.5		(2) Kade WATT							
(87) Fraser MUTCH								1	15:04:33.688			23.088	16.930	102.0		
1	15:04:33.688							2	15:05:31.261	57.573	18.973	21.965	16.635	101.5		

Clerk of the Course

Sign : Time :

Chief Timekeeper : Ian Sharp (SMART Timing)

Results available at www.smart-timing.co.uk and www.speedhive.com

KMSC National Motorcycle racing

KMSC Lightweights

Knockhill 1.267 miles

Race 8 - 1st Race

30/05/2026 14:45

Race (10 Laps) started at 15:03:30

Lap	Time of Day	Lap Tm	S1	S2	S3	S2Spd	SFSpd
3	15:06:28.122	56.861	18.607	21.813	16.441		101.2
4	15:07:25.208	57.086	18.692	21.730	16.664		100.3
5	15:08:21.954	56.746	18.532	21.719	16.495		99.9
6	15:09:18.710	56.756	18.641	21.552	16.563		100.6
7	15:10:15.573	56.863	18.429	21.754	16.680		100.0
8	15:11:12.178	56.605	18.668	21.548	16.389		101.5
9	15:12:09.017	56.839	18.603	21.806	16.430		100.8
10	15:13:06.161	57.144	18.605	21.805	16.734		99.0

Lap	Time of Day	Lap Tm	S1	S2	S3	S2Spd	SFSpd
(22) Andrew NEIL							
1	15:04:42.012			25.847	18.657		93.6
2	15:05:48.982	1:06.970	22.158	25.897	18.915		93.5
3	15:06:55.664	1:06.682	22.472	25.688	18.522		93.6
4	15:08:03.221	1:07.557	22.093	25.748	19.716		91.6
5	15:09:11.053	1:07.832	22.507	26.050	19.275		93.6
6	15:10:19.649	1:08.596	22.817	27.002	18.777		92.4
7	15:11:28.075	1:08.426	22.886	25.906	19.634		93.1
8	15:12:35.628	1:07.553	22.467	26.135	18.951		91.3

Lap	Time of Day	Lap Tm	S1	S2	S3	S2Spd	SFSpd
(94) Barry O'DONNELL							
1	15:04:34.424			22.763	17.070		111.1
2	15:05:32.872	58.448	19.476				113.0
3	15:06:31.265	58.393	19.471	22.357	16.565		111.7
4	15:07:29.327	58.062	19.086	22.244	16.732		111.8
5	15:08:27.473	58.146	19.334				111.5
6	15:09:25.540	58.067	18.974	22.173	16.920		111.3
7	15:10:22.952	57.412	19.136	21.890	16.386		111.8
8	15:11:21.490	58.538	19.525				112.0
9	15:12:18.909	57.419	18.882	22.144	16.393		112.0

Lap	Time of Day	Lap Tm	S1	S2	S3	S2Spd	SFSpd
(19) Tyler HUMPHRIES							
1	15:04:30.324			21.810	16.321	108.6	102.6
2	15:05:34.195	1:03.871	18.686	23.547	21.638		37.1
3	15:12:13.475	6:39.280	5:59.106	23.092	17.082		99.4
4	15:13:16.448	1:02.973	19.641	22.168	21.164		38.5

Lap	Time of Day	Lap Tm	S1	S2	S3	S2Spd	SFSpd
(110) Chris EASTWOOD							
1	15:04:41.577			23.233	17.080		108.1
2	15:05:39.847	58.270	19.445	22.404	16.421		109.5
3	15:06:37.370	57.523	19.000	22.156	16.367		109.7
4	15:07:35.282	57.912	19.452	22.241	16.219		108.6
5	15:08:32.870	57.588	19.197	22.227	16.164		109.1
6	15:09:29.579	56.709	18.860	21.694	16.155		109.5
7	15:10:27.474	57.895	18.965	22.498	16.432		110.6
8	15:11:24.198	56.724	18.744	21.926	16.054		109.7
9	15:12:21.062	56.864	18.695	21.704	16.465		108.1

Lap	Time of Day	Lap Tm	S1	S2	S3	S2Spd	SFSpd
(96) Zoe PATERSON							
1	15:04:32.203			22.175	17.106		104.2
2	15:05:29.428	57.225	18.805	21.948	16.472		108.6
3	15:06:26.480	57.052	18.823	21.718	16.511		108.6
4	15:07:23.352	56.872	18.694	21.596	16.582		107.4
5	15:08:20.394	57.042	18.886	21.550	16.606		107.9
6	15:09:17.581	57.187	18.763	21.638	16.786		107.4
7	15:10:15.513	57.932	18.964	22.163	16.805		107.2
8	15:11:20.826	1:05.313	19.115	22.650	23.548	84.9	28.6

Lap	Time of Day	Lap Tm	S1	S2	S3	S2Spd	SFSpd
(999) Tony ALEXANDER							
1	15:04:34.727			22.844	16.911		108.6
2	15:05:33.641	58.914	19.814	22.494	16.606		107.9
3	15:06:32.191	58.550	19.413	22.587	16.550		107.0
4	15:07:30.822	58.631	19.557	22.456	16.618		106.7
5	15:08:29.464	58.642	19.582	22.424	16.636		107.9
6	15:09:28.523	59.059	19.706	22.613	16.740		107.5
7	15:10:27.776	59.253	19.582	22.885	16.786		107.4
8	15:11:27.405	59.629	19.385	22.489	17.755		104.9
9	15:12:25.857	58.452	19.437	22.475	16.540		106.5

Lap	Time of Day	Lap Tm	S1	S2	S3	S2Spd	SFSpd
(40) Archie ORMROD							
1	15:04:33.267			22.994	16.898	110.6	106.0
2	15:05:32.217	58.950	19.628	22.598	16.724	110.4	105.5
3	15:06:31.245	59.028	19.590	22.528	16.910	109.3	104.9
4	15:07:30.172	58.927	19.705	22.493	16.729	110.6	105.5
5	15:08:29.047	58.875	19.585	22.544	16.746	109.8	105.0
6	15:09:28.089	59.042	19.790	22.469	16.783	109.8	104.9
7	15:10:28.145	1:00.056	19.881	22.778	17.397	108.6	106.2
8	15:11:27.137	58.992	19.742	22.391	16.859	110.7	104.9
9	15:12:26.458	59.321	20.020	22.509	16.792	110.4	104.4

Lap	Time of Day	Lap Tm	S1	S2	S3	S2Spd	SFSpd
(52) Michael THOMSON							
1	15:04:38.814			24.046	17.932		104.4
2	15:05:40.990	1:02.176	20.581	23.658	17.937		103.1
3	15:06:42.657	1:01.667	20.430	23.240	17.997		104.9
4	15:07:45.054	1:02.397	21.099	23.273	18.025		101.7
5	15:08:46.834	1:01.780	20.633	23.070	18.077		100.2
6	15:09:48.567	1:01.733	20.502	23.048	18.183		101.8
7	15:10:50.940	1:02.373	20.831	23.156	18.386		100.0
8	15:11:53.472	1:02.532	20.742	23.248	18.542		99.0
9	15:12:54.958	1:01.486	20.357	23.409	17.720		104.7

Lap	Time of Day	Lap Tm	S1	S2	S3	S2Spd	SFSpd
(44) Evan PUNTON							
1	15:04:40.194			25.078	18.826		94.4
2	15:05:45.193	1:04.999	21.551	24.936	18.512		96.4
3	15:06:50.518	1:05.325	21.474	25.192	18.659		96.1
4	15:07:55.206	1:04.688	21.356	24.813	18.519		96.6
5	15:08:59.337	1:04.131	21.073	24.685	18.373		95.9
6	15:10:03.550	1:04.213	21.123	24.702	18.388		96.8
7	15:11:07.942	1:04.392	21.094	24.807	18.491		96.4
8	15:12:12.239	1:04.297	21.083	24.742	18.472	95.9	96.1
9	15:13:16.603	1:04.364	21.331	24.657	18.376		93.6

Clerk of the Course

Orbits

Sig : Time :
 Chief Timekeeper : Ian Sharp (SMART Timing)
 Results available at www.smart-timing.co.uk and www.speedhive.com



KMSC National Motorcycle racing

Lapchart

KMSC Lightweights

Knockhill 1.267 miles

Race 8 - 1st Race

30/05/2026 14:45

Race (10 Laps) started at 15:03:30



Competitors	Laps										
	1	2	3	4	5	6	7	8	9	10	
Jack DUNABIE (63)	1	63	63	63	63	63	63	63	63	63	63
Kian McDONALD (146)	2	146	146	146	146	146	146	146	146	146	123
Johnny STEWART (123)	3	123	123	123	123	123	123	123	123	123	146
Kenneth MacLEOD (134)	4	134	134	134	134	134	134	134	134	134	134
Ryan MORRISON (93)	5	93	10	45	45	45	45	45	45	45	45
Tyler HUMPHRIES (19)	6	19	45	7	7	7	87	87	3	3	3
Declan MacLENNAN (10)	7	10	3	3	87	87	3	3	87	87	87
Marley MacKENZIE (45)	8	45	7	87	3	3	7	7	7	7	7
Lewis PATERSON (31)	9	31	87	10	10	38	38	38	38	38	38
Ben McLUSKEY (3)	10	3	93	38	38	10	31	31	31	31	31
Finn CHALK (7)	11	7	31	93	31	31	10	10	10	10	93
Fraser MUTCH (87)	12	87	38	31	93	93	93	93	93	93	10
Zoe PATERSON (96)	13	96	96	96	96	96	96	96	2	2	2
Adon DAVIE (38)	14	38	2	2	2	2	2	2	96	94	
Archie ORMROD (40)	15	40	40	40	94	94	94	94	94	110	
Kade WATT (2)	16	2	94	94	40	40	40	110	110	999	
Barry O'DONNELL (94)	17	94	999	999	999	999	999	999	40	40	
Tony ALEXANDER (999)	18	999	19	110	110	110	110	40	999	52	
Michael THOMSON (52)	19	52	110	52	52	52	52	52	52	44	
Evan PUNTON (44)	20	44	52	44	44	44	44	44	44		
Chris EASTWOOD (110)	21	110	44	22	22	22	22	22	22		
Andrew NEIL (22)	22	22	22	19	19						

Clerk of the Course

Orbits

Sig : **Time :**
Chief Timekeeper : Ian Sharp (SMART Timing)
Results available at www.smart-timing.co.uk and www.speedhive.com



KMSC National Motorcycle racing
Sorted on Laps
KMSC Supersport
Knockhill 1.267 miles
Race 9 - 1st Race
30/05/2026 15:00
Race (10 Laps) started at 15:19:13

Pos	No.	Name	Make/Model	CC	Class	Laps	Total Tm	Diff	Best Tm	In Lap	Avg. Speed
1	123	Johnny STEWART	Aprilia	660	S6	7	6:08.814		52.013	6	86.568
2	71	Chris COOK	Kawasaki	636	S6	7	6:11.875	3.061	52.256	3	85.856
3	75	Harry PULLAR	Yamaha	600	S6	7	6:12.362	3.548	52.419	3	85.744
4	61	Liam KEIRNAN	Yamaha	600	S6 C	7	6:14.000	5.186	52.212	5	85.368
5	5	Scott SHAND	Ducati	998	S6	7	6:17.594	8.780	53.128	2	84.555
6	171	Daniel GOODMAN		600	S6	7	6:17.987	9.173	53.288	4	84.468
7	74	David McARTHUR	Yamaha	600	S6	7	6:19.403	10.589	53.254	3	84.152
8	67	Ryan BURNS	Kawasaki	636	S6	7	6:20.176	11.362	53.260	7	83.981
9	69	Brandon RUSSELL	Yamaha	600	S6	7	6:21.251	12.437	53.506	6	83.744
10	34	Kenneth THIRLWALL	Kawasaki	636	S6	7	6:23.642	14.828	53.374	5	83.222
11	47	Steven HADDOW	Suzuki	749	S6	7	6:24.764	15.950	53.824	2	82.980
12	134	Kenneth MacLEOD	BMW	900	S6	7	6:25.534	16.720	53.736	5	82.814
13	7	Jon-Paul ADIE	Yamaha	600	S6	7	6:29.653	20.839	54.536	5	81.939
14	96	Barry BISSETT	Triumph	765	S6	7	6:37.240	28.426	55.360	6	80.374
15	11	Patrick FORMAN	Suzuki	750	S6	7	6:38.719	29.905	55.919	4	80.076
16	277	Lee McALISTER	Yamaha	600	S6 C	7	6:42.432	33.618	55.578	3	79.337
17	23	Kyle FLORENCE	Yamaha	600	S6 C	7	6:42.669	33.855	56.020	3	79.290
18	6	Christopher FRASER	Triumph	765	S6	6	6:02.583	1 Lap	59.311	2	75.477
19	3	Ben YARROW	Honda	600	S6 C	6	6:21.385	1 Lap	1:02.141	6	71.756
DNF	81	Keo WALKER	Triumph	765	S6	3	2:37.919	DNF	51.424	2	86.647
Not classified (from pos 21)											
	28	Liam GUILD	Kawasaki	600	S6 C	7	6:30.295	21.481	54.624	6	81.804
DNS	26	Charlie REYNOLDS	Yamaha	600	S6			DNF		0	-
DNS	10	Chris HODGSON	Honda	600	S6 C			DNF		0	-
DNS	32	Alex BRODIE	Kawasaki	600	S6 C			DNF		0	-

Announcements

RED FLAG after Leader completed 8 Laps - Result declared at 7 Laps

Bike No.28 - Not classified - Not moving under own power at the time of the Red Flag

Margin of Victory	Avg. Speed	Best Lap Tm	Best Speed	Best Lap by
3.061	86.568	51.424	88.696	81 - Keo WALKER

Clerk of the Course
Orbits
Sig : **Time :**
Chief Timekeeper : Ian Sharp (SMART Timing)
Results available at www.smart-timing.co.uk and www.speedhive.com
Printed: 30/05/2026 15:32:56


KMSC National Motorcycle racing

KMSC Supersport

Knockhill 1.267 miles

Race 9 - 1st Race

30/05/2026 15:00

Race (10 Laps) started at 15:19:13

Lap	Time of Day	Lap Tm	S1	S2	S3	S2Spd	SFSpd
(123) Johnny STEWART							
1	15:20:08.305			20.237	15.074		124.0
2	15:21:00.628	52.323	17.272	19.861	15.190	122.5	
3	15:21:52.667	52.039	17.235	19.823	14.981	122.5	
4	15:22:45.489	52.822	17.783	19.878	15.161	122.5	
5	15:23:37.659	52.170	17.370	19.873	14.927	123.1	
6	15:24:29.672	52.013	17.201	19.853	14.959	126.1	123.4
7	15:25:21.949	52.277	17.310	19.756	15.211		122.9
(71) Chris COOK							
1	15:20:09.653			20.391	15.034	126.1	123.4
2	15:21:02.718	53.065	17.892	20.207	14.966	124.3	
3	15:21:54.974	52.256	17.490	19.940	14.826	124.3	
4	15:22:47.267	52.293	17.597	19.866	14.830	124.5	
5	15:23:39.769	52.502	17.602	19.823	15.077	122.9	
6	15:24:32.488	52.719	17.630	19.878	15.211		122.9
7	15:25:25.010	52.522	17.517	20.097	14.908		122.9
(75) Harry PULLAR							
1	15:20:08.770			20.081	15.351	125.7	120.7
2	15:21:01.603	52.833	17.668	19.998	15.167	124.7	120.9
3	15:21:54.022	52.419	17.405	19.941	15.073	124.5	119.8
4	15:22:46.790	52.768	17.619	19.927	15.222	124.5	118.6
5	15:23:39.341	52.551	17.601	19.886	15.064	124.5	120.0
6	15:24:32.708	53.367	17.625	20.100	15.642	124.5	121.1
7	15:25:25.497	52.789	17.479	20.019	15.291	127.6	119.0
(61) Liam KEIRNAN							
1	15:20:10.877			20.909	15.133	128.6	125.0
2	15:21:03.611	52.734	17.546	20.179	15.009	131.1	123.1
3	15:21:56.103	52.492	17.436	20.059	14.997	130.8	124.5
4	15:22:49.599	53.496	17.457	20.933	15.106	115.7	122.2
5	15:23:41.811	52.212	17.372	20.019	14.821	128.8	122.9
6	15:24:34.293	53.482	17.498	19.961	15.023	129.1	122.7
7	15:25:27.135	52.842	17.802	19.988	15.052	128.6	123.1
(5) Scott SHAND							
1	15:20:09.384			20.404	15.155		122.0
2	15:21:02.512	53.128	17.935	20.152	15.041	126.4	123.6
3	15:21:55.823	53.311	17.966	20.341	15.004	126.1	124.0
4	15:22:49.979	54.156	18.174	20.554	15.428	125.0	122.9
5	15:23:43.676	53.697	17.858	20.436	15.403	127.3	122.0
6	15:24:36.899	53.223	17.691	20.416	15.116		123.1
7	15:25:30.729	53.830	17.880	20.781	15.169		121.4
(171) Daniel GOODMAN							
1	15:20:10.499			20.462	15.507	124.7	118.4
2	15:21:03.819	53.320	17.522	20.409	15.389	125.2	119.8
3	15:21:57.530	53.711	17.641	20.490	15.580	125.9	119.4
4	15:22:50.818	53.288	17.815	20.211	15.262	125.0	119.2
5	15:23:44.296	53.478	17.581	20.423	15.474	125.7	119.2
6	15:24:37.736	53.440	17.655	20.460	15.325	125.0	118.8
7	15:25:31.122	53.386	17.572	20.643	15.171	125.2	119.2
(74) David McARTHUR							
1	15:20:10.845			20.309	15.689	125.0	118.8
2	15:21:04.248	53.403	17.842	20.175	15.386	125.0	119.4
3	15:21:57.502	53.254	17.438	20.408	15.408	125.7	119.4
4	15:22:51.260	53.758	18.076	20.119	15.563	124.0	119.0
5	15:23:44.716	53.456	17.575	20.182	15.699	125.4	117.7
6	15:24:38.442	53.726	17.625	20.551	15.550	123.1	118.4
7	15:25:32.538	54.096	17.772	20.630	15.694	123.1	116.9
(67) Ryan BURNS							
1	15:20:11.281			20.862	15.302	129.6	125.4
2	15:21:05.075	53.794	18.005	20.506	15.283	127.8	123.4
3	15:21:58.773	53.698	17.853	20.515	15.330	126.9	123.8
4	15:22:52.753	53.980	18.004	20.762	15.214	127.1	123.1
5	15:23:46.483	53.730	18.029	20.489	15.212	126.9	123.6
6	15:24:40.051	53.568	17.846	20.478	15.244	126.6	123.6
7	15:25:33.311	53.260	17.780	20.330	15.150	127.1	123.4
(69) Brandon RUSSELL							

Lap	Time of Day	Lap Tm	S1	S2	S3	S2Spd	SFSpd
1	15:20:11.562			21.103	15.220	127.3	124.0
2	15:21:05.405	53.843	17.962	20.526	15.355	128.6	123.6
3	15:21:59.069	53.664	17.750	20.602	15.312	127.1	122.7
4	15:22:53.003	53.934	17.994	20.662	15.278	127.3	123.6
5	15:23:46.816	53.813	18.027	20.434	15.352	127.1	124.0
6	15:24:40.322	53.506	17.727	20.555	15.224	127.6	123.1
7	15:25:34.386	54.064	17.708	20.375	15.981	129.1	122.9
(34) Kenneth THIRLWALL							
1	15:20:13.675			21.452	15.849	127.6	123.8
2	15:21:08.001	54.326	18.501	20.389	15.436	127.8	123.4
3	15:22:01.839	53.838	18.177	20.453	15.208		122.9
4	15:22:55.621	53.782	18.148	20.390	15.244	127.6	122.5
5	15:23:48.995	53.374	17.991	20.239	15.144	124.5	
6	15:24:43.078	54.083	18.105	20.467	15.511		121.8
7	15:25:36.777	53.699	18.062	20.413	15.224		122.7
(47) Steven HADDOW							
1	15:20:12.220			21.121	15.406		123.4
2	15:21:06.044	53.824	17.938	20.426	15.460	127.7	
3	15:22:00.000	53.956	18.106	20.375	15.475		122.7
4	15:22:54.116	54.116	18.039	20.605	15.472		121.8
5	15:23:48.666	54.550	18.209	20.818	15.523		122.0
6	15:24:43.295	54.629	18.179	20.625	15.825		121.4
7	15:25:37.899	54.604	18.338	20.570	15.696		122.5
(134) Kenneth MacLEOD							
1	15:20:13.443			21.440	15.983	117.7	110.0
2	15:21:07.898	54.455	17.915	20.855	15.685	118.1	109.5
3	15:22:03.019	55.121	18.301	21.088	15.732		109.7
4	15:22:56.984	53.965	17.911	20.406	15.648		108.8
5	15:23:50.720	53.736	17.869	20.393	15.474		109.7
6	15:24:44.458	53.738	17.761	20.371	15.606	118.1	109.5
7	15:25:38.669	54.211	17.838	20.420	15.953		109.5
(7) Jon-Paul ADIE							
1	15:20:13.634			21.462	15.942	125.2	118.6
2	15:21:09.001	55.367	19.055	20.844	15.468	124.5	120.9
3	15:22:03.610	54.609	18.036	21.002	15.571	123.6	119.8
4	15:22:58.601	54.991	18.657	20.692	15.642	124.3	121.6
5	15:23:53.137	54.536	18.236	20.850	15.450	124.7	120.9
6	15:24:48.204	55.067	18.350	20.914	15.803	123.6	120.7
7	15:25:42.788	54.584	18.109	20.964	15.511	124.0	119.6
(96) Barry BISSETT							
1	15:20:15.509			22.179	15.956	123.1	121.4
2	15:21:11.967	56.458	19.221	21.363	15.874	121.8	120.5
3	15:22:07.921	55.954	18.421	21.226	16.307	122.0	119.2
4	15:23:03.566	55.645	18.742	21.046	15.857	121.4	120.0
5	15:23:59.595	56.029	18.976	21.243	15.810	121.4	117.3
6	15:24:54.955	55.360	18.546	21.091	15.723	121.6	118.4
7	15:25:50.375	55.420	18.550	21.216	15.654	121.8	119.6
(11) Patrick FORMAN							
1	15:20:14.775			22.007	16.137		118.1
2	15:21:11.569	56.794	19.494	21.199	16.101		115.1
3	15:22:07.583	56.014	18.554	21.274	16.186		114.3
4	15:23:03.502	55.919	18.615	21.168	16.136		115.5
5	15:23:59.894	56.392	18.737	21.366	16.289		116.3
6	15:24:55.893	55.999	18.576	21.345	16.078		115.3
7	15:25:51.854	55.961	18.664	21.149	16.148		116.9
(277) Lee McALISTER							
1	15:20:15.235			22.091	16.312	121.8	115.9
2	15:21:12.704	57.469	19.726	21.580	16.163	121.4	115.5
3	15:22:08.282	55.578					

KMSC National Motorcycle racing

KMSC Supersport

Knockhill 1.267 miles

Race 9 - 1st Race

30/05/2026 15:00

Race (10 Laps) started at 15:19:13

Lap	Time of Day	Lap Tm	S1	S2	S3	S2Spd	SFSpd	Lap	Time of Day	Lap Tm	S1	S2	S3	S2Spd	SFSpd
3	15:22:09.032	56.020	18.785	21.281	15.954	120.9	120.3								
4	15:23:05.317	56.285	18.920	21.473	15.892	122.7	118.4								
5	15:24:01.946	56.629	18.938	21.544	16.147	124.0	117.1								
6	15:24:59.031	57.085	19.243	21.565	16.277	121.4	118.1								
7	15:25:55.804	56.773	18.847	21.560	16.366	120.3	118.8								

(6) Christopher FRASER

1	15:20:17.939			23.070	16.855	115.9	116.5
2	15:21:17.250	59.311	19.806	22.702	16.803	114.7	115.5
3	15:22:16.623	59.373	20.066	22.489	16.818	116.1	116.9
4	15:23:16.530	59.907	20.429	22.637	16.841	117.9	112.0
5	15:24:16.120	59.590	20.015	22.727	16.848	115.1	116.9
6	15:25:15.718	59.598	20.036	22.826	16.736	116.5	116.7

(3) Ben YARROW

1	15:20:21.111			24.190	17.698	110.0	109.7
2	15:21:24.100	1:02.989	21.209	24.178	17.602	112.0	109.7
3	15:22:27.027	1:02.927	21.367	23.860	17.700	108.6	111.3
4	15:23:30.070	1:03.043	21.583	24.088	17.372	110.7	110.9
5	15:24:32.379	1:02.309	21.076	23.548	17.685	110.9	109.5
6	15:25:34.520	1:02.141	21.149	23.469	17.523	112.4	110.4

(81) Keo WALKER

1	15:20:07.665			20.067	14.829	126.9	124.3
2	15:20:59.089	51.424	17.183	19.654	14.587	128.1	124.5
3	15:21:51.054	51.965	17.146	19.624	15.195		121.4

(28) Liam GUILD

1	15:20:13.078			21.302	15.947	121.6	115.5
2	15:21:08.060	54.982	17.988	20.959	16.035	119.8	115.7
3	15:22:03.346	55.286	18.428	21.045	15.813	119.0	115.3
4	15:22:58.524	55.178	18.130	21.017	16.031	118.6	114.3
5	15:23:53.825	55.301	18.532	20.930	15.839	121.1	114.9
6	15:24:48.449	54.624	17.988	20.825	15.811	121.4	114.9
7	15:25:43.430	54.981	18.042	21.156	15.783	120.7	114.3

Clerk of the Course

Orbits

Sig : **Time :**
Chief Timekeeper : Ian Sharp (SMART Timing)
Results available at www.smart-timing.co.uk and www.speedhive.com

Printed: 30/05/2026 15:33:22



KMSC National Motorcycle racing

Lapchart

KMSC Supersport

Knockhill 1.267 miles

Race 9 - 1st Race

30/05/2026 15:00

Race (10 Laps) started at 15:19:13



Competitors	Laps						
	1	2	3	4	5	6	7
Keo WALKER (81)	81	81	81	123	123	123	123
Johnny STEWART (123)	123	123	123	75	75	71	71
Harry PULLAR (75)	75	75	75	71	71	75	75
Scott SHAND (5)	5	5	71	61	61	61	61
Chris COOK (71)	71	71	5	5	5	5	5
Daniel GOODMAN (171)	171	61	61	171	171	171	171
David McARTHUR (74)	74	171	74	74	74	74	74
Liam KEIRNAN (61)	61	74	171	67	67	67	67
Ryan BURNS (67)	67	67	67	69	69	69	69
Brandon RUSSELL (69)	69	69	69	47	47	34	34
Steven HADDOW (47)	47	47	47	34	34	47	47
Liam GUILD (28)	28	134	34	134	134	134	134
Kenneth MacLEOD (134)	134	34	134	28	7	7	7
Jon-Paul ADIE (7)	7	28	28	7	28	28	28
Kenneth THIRLWALL (34)	34	7	7	11	96	96	96
Patrick FORMAN (11)	11	11	11	96	11	11	11
Lee McALISTER (277)	277	96	96	277	277	277	277
Barry BISSETT (96)	96	277	277	23	23	23	23
Kyle FLORENCE (23)	23	23	23	6	6	6	
Christopher FRASER (6)	6	6	6	3	3	3	
Ben YARROW (3)	3	3	3				
-	22						
-	23						
-	24						

Clerk of the Course

Orbits

Sig : **Time :**
Chief Timekeeper : Ian Sharp (SMART Timing)
Results available at www.smart-timing.co.uk and www.speedhive.com



KMSC National Motorcycle racing

Sorted on Laps

KMSC 300's

Knockhill 1.267 miles

Race 10 - 1st Race - Re-Start

30/05/2026 15:20

Race (10 Laps) started at 16:08:41

Pos	No.	Name	Make/Model	CC	Class	Laps	Total Tm	Diff	Best Tm	In Lap	Avg. Speed
1	14	Darren COX	Yamaha	300	F3	10	10:42.903		1:03.112	9	70.945
2	77	Leon TALL	Yamaha	300	F3	10	11:25.251	42.348	1:06.686	10	66.561
3	78	Dylan WALLACE	Yamaha	300	F3	10	11:25.736	42.833	1:07.019	10	66.514
4	73	Murray SIMMONDS	Kawasaki	300	F3	10	11:27.656	44.753	1:07.369	8	66.328
5	41	Charlie WAPLINGTON	Yamaha	300	F3	10	11:43.049	1:00.146	1:08.845	4	64.876
6	10	Jamie MORRISON	Kawasaki	300	F3	10	11:43.085	1:00.182	1:08.794	9	64.873
7	17	Ollie BUNYAN	Yamaha	297	F3	10	11:48.387	1:05.484	1:08.761	10	64.387
8	136	Harris TALL	Kawasaki	300	F3 R	10	11:51.790	1:08.887	1:10.417	7	64.079
9	6	Mack HOUSTON	Yamaha	300	F3 R	9	10:46.826	1 Lap	1:09.272	8	63.463
10	43	Bryony SMART			F3 R	9	10:47.730	1 Lap	1:09.384	8	63.375
Not classified											
DNS	35	Logan PATTERSON		300	F3			DNS		0	-

Announcements

RED FLAG (Rain) after Leader completed 2 Laps - Race re-started on original Grid over 10 Laps

Margin of Victory	Avg. Speed	Best Lap Tm	Best Speed	Best Lap by
42.348	70.945	1:03.112	72.270	14 - Darren COX

Clerk of the Course

Orbits

Sig : Time :
 Chief Timekeeper : Ian Sharp (SMART Timing)
 Results available at www.smart-timing.co.uk and www.speedhive.com



KMSC National Motorcycle racing

KMSC 300's
Knockhill 1.267 miles
Race 10 - 1st Race - Re-Start
30/05/2026 15:20
Race (10 Laps) started at 16:08:41

Lap	Time of Day	Lap Tm	S1	S2	S3	S2Spd	SFSpd
(14) Darren COX							
1	16:09:47.582			24.947	18.566	91.4	87.6
2	16:10:52.526	1:04.944	21.429	25.101	18.414	91.9	88.0
3	16:11:57.189	1:04.663	21.229	25.132	18.302	91.9	88.3
4	16:13:01.441	1:04.252	20.925	24.992	18.335	91.7	88.5
5	16:14:05.283	1:03.842	20.910	24.652	18.280	91.6	88.3
6	16:15:09.535	1:04.252	20.787	25.096	18.369	91.3	88.0
7	16:16:12.886	1:03.351	20.752	24.490	18.109	91.9	88.4
8	16:17:16.693	1:03.807	20.809	24.714	18.284	91.2	88.0
9	16:18:19.805	1:03.112	20.609	24.451	18.052	92.3	88.6
10	16:19:23.982	1:04.177	21.528	24.328	18.321	92.4	87.2

Lap	Time of Day	Lap Tm	S1	S2	S3	S2Spd	SFSpd
1	16:09:56.523			27.075	21.226		80.4
2	16:11:07.977	1:11.454	24.094	26.331	21.029		82.4
3	16:12:19.142	1:11.165	24.211	26.140	20.814		85.3
4	16:13:28.971	1:09.829	22.844	26.391	20.594		87.4
5	16:14:39.816	1:10.845	23.113	26.774	20.958		84.5
6	16:15:50.228	1:10.412	22.936	26.878	20.598		86.4
7	16:17:00.556	1:10.328	22.946	26.689	20.693		82.1
8	16:18:11.387	1:10.831	23.266	26.859	20.706		82.7
9	16:19:20.705	1:09.318	22.631	26.266	20.421		81.8
10	16:20:29.466	1:08.761	22.419	26.249	20.093		82.0

Lap	Time of Day	Lap Tm	S1	S2	S3	S2Spd	SFSpd
(77) Leon TALL							
1	16:09:51.838			26.287	20.079	90.1	82.6
2	16:11:02.695	1:10.857	22.817	27.957	20.083		85.2
3	16:12:11.771	1:09.876	22.561	26.737	19.778	90.1	85.9
4	16:13:20.277	1:08.506	22.597	26.434	19.475	91.3	85.5
5	16:14:28.277	1:08.000	22.179	26.368	19.453	89.1	85.4
6	16:15:36.604	1:08.327	22.370	26.581	19.376	89.5	85.1
7	16:16:45.542	1:08.938	22.311	26.781	19.846	89.0	85.6
8	16:17:52.803	1:07.261	22.280	25.814	19.167	90.3	85.7
9	16:18:59.644	1:06.841	22.154	25.658	19.029	91.1	85.3
10	16:20:06.330	1:06.686	22.027	25.652	19.007	89.5	84.2

Lap	Time of Day	Lap Tm	S1	S2	S3	S2Spd	SFSpd
(136) Harris TALL							
1	16:09:55.998			27.246	20.860		81.7
2	16:11:06.416	1:10.418	23.218	26.648	20.552		81.7
3	16:12:16.987	1:10.571	22.998	26.915	20.658		79.5
4	16:13:28.000	1:11.013	23.208	26.932	20.873		79.6
5	16:14:39.060	1:11.060	23.358	27.049	20.653		81.3
6	16:15:49.656	1:10.596	22.939	26.971	20.686		78.8
7	16:17:00.073	1:10.417	22.840	26.940	20.637		81.2
8	16:18:11.308	1:11.235	23.093	27.274	20.868		79.1
9	16:19:22.377	1:11.069	23.353	27.128	20.588		81.2
10	16:20:32.869	1:10.492	23.142	26.863	20.487		81.4

Lap	Time of Day	Lap Tm	S1	S2	S3	S2Spd	SFSpd
(78) Dylan WALLACE							
1	16:09:54.791			27.100	20.617	85.8	80.5
2	16:11:05.081	1:10.290	23.224	26.756	20.310	85.6	81.7
3	16:12:13.683	1:08.602	22.602	26.172	19.828	87.2	82.8
4	16:13:21.565	1:07.882	22.520	25.772	19.590	87.8	83.2
5	16:14:29.694	1:08.129	22.725	25.889	19.515	87.6	84.4
6	16:15:37.184	1:07.490	22.473	25.641	19.376	88.9	84.2
7	16:16:44.965	1:07.781	22.827	25.630	19.324	86.1	84.0
8	16:17:52.393	1:07.428	22.267	25.706	19.455	86.3	84.0
9	16:18:59.796	1:07.403	22.259	25.672	19.472	86.0	84.0
10	16:20:06.815	1:07.019	22.095	25.829	19.095	89.1	84.8

Lap	Time of Day	Lap Tm	S1	S2	S3	S2Spd	SFSpd
(6) Mack HOUSTON							
1	16:09:58.982			28.862	21.568		75.7
2	16:11:12.179	1:13.197	24.140	27.869	21.188		75.9
3	16:12:24.066	1:11.887	23.552	27.165	21.170		75.4
4	16:13:36.183	1:12.117	23.486	27.463	21.168		75.7
5	16:14:47.572	1:11.389	23.290	27.119	20.980		80.1
6	16:15:58.827	1:11.255	23.331	27.001	20.923		81.3
7	16:17:09.178	1:10.351	23.027	26.847	20.477		81.6
8	16:18:18.450	1:09.272	22.652	26.290	20.330		81.4
9	16:19:27.905	1:09.455	23.234	25.986	20.235		82.4

Lap	Time of Day	Lap Tm	S1	S2	S3	S2Spd	SFSpd
(73) Murray SIMMONDS							
1	16:09:52.433			26.243	19.812	91.1	86.6
2	16:11:02.008	1:09.575	22.603	27.100	19.872	89.6	86.4
3	16:12:11.367	1:09.359	22.673	26.843	19.843	90.0	85.8
4	16:13:20.511	1:09.144	22.505	26.717	19.922	89.8	87.5
5	16:14:28.977	1:08.466	22.505	26.302	19.659	90.8	86.7
6	16:15:37.515	1:08.538	22.528	26.173	19.837	89.8	86.5
7	16:16:45.825	1:08.310	22.783	26.060	19.467	90.9	85.6
8	16:17:53.194	1:07.369	22.520	25.574	19.275	92.2	87.2
9	16:19:01.040	1:07.846	22.103	26.387	19.356	91.1	85.4
10	16:20:08.735	1:07.695	22.311	26.129	19.255	90.8	85.6

Lap	Time of Day	Lap Tm	S1	S2	S3	S2Spd	SFSpd
(43) Bryony SMART							
1	16:09:59.452			27.935	21.775		81.5
2	16:11:12.562	1:13.110	24.050	27.759	21.301		83.3
3	16:12:24.432	1:11.870	23.671	27.175	21.024		83.6
4	16:13:36.465	1:12.033	23.736	27.175	21.122		81.7
5	16:14:47.879	1:11.414	23.661	27.071	20.682		82.7
6	16:15:59.089	1:11.210	23.489	27.027	20.694		82.8
7	16:17:09.617	1:10.528	23.562	26.533	20.433		83.3
8	16:18:19.001	1:09.384	22.888	26.042	20.454		83.6
9	16:19:28.809	1:09.808	23.235	26.347	20.226		83.4

Lap	Time of Day	Lap Tm	S1	S2	S3	S2Spd	SFSpd
(41) Charlie WAPLINGTON							
1	16:09:57.495			27.614	20.633	85.8	83.5
2	16:11:08.223	1:10.728	23.912	26.645	20.171	88.5	84.5
3	16:12:18.154	1:09.931	23.593	26.118	20.220	89.6	83.8
4	16:13:26.999	1:08.845	22.848	26.200	19.797	89.1	84.0
5	16:14:36.086	1:09.087	22.797	26.147	20.143	87.7	83.9
6	16:15:45.911	1:09.825	23.030	26.663	20.132	86.0	81.4
7	16:16:55.151	1:09.240	23.285	25.963	19.992	87.5	84.1
8	16:18:05.452	1:10.301	23.322	27.133	19.846	87.4	83.7
9	16:19:14.926	1:09.474	23.273	26.602	19.599	87.5	84.2
10	16:20:24.128	1:09.202	22.936	26.848	19.418	89.1	84.4

Lap	Time of Day	Lap Tm	S1	S2	S3	S2Spd	SFSpd
(10) Jamie MORRISON							
1	16:09:56.318			27.259	21.762	87.7	80.0
2	16:11:07.557	1:11.239	23.961	26.314	20.964	88.6	83.4
3	16:12:18.485	1:10.928	23.506	26.639	20.783	86.7	85.6
4	16:13:28.136	1:09.651	23.029	26.475	20.147	88.3	86.0
5	16:14:37.141	1:09.005	22.831	25.952	20.222	89.2	85.6
6	16:15:46.054	1:08.913	22.762	25.971	20.180	88.9	84.8
7	16:16:56.188	1:10.134	23.738	26.000	20.396	88.8	85.6
8	16:18:06.550	1:10.362	23.652	26.652	20.058	87.6	84.4
9	16:19:15.344	1:08.794	22.839	26.164	19.791	87.8	86.0
10	16:20:24.164	1:08.820	22.751	26.216	19.853	88.9	85.1

(17) Ollie BUNYAN
Clerk of the Course
Orbits
Sig : _____ **Time :** _____
Chief Timekeeper : Ian Sharp (SMART Timing)
Results available at [www.smart-t](http://www.smart-timing.co.uk)

KMSC National Motorcycle racing

Lapchart


KMSC 300's

Knockhill 1.267 miles

Race 10 - 1st Race - Re-Start

30/05/2026 15:20

Race (10 Laps) started at 16:08:41



Competitors	Laps									
	1	2	3	4	5	6	7	8	9	10
Darren COX (14)	14	14	14	14	14	14	14	14	14	14
Leon TALL (77)	77	73	73	77	77	77	78	78	77	77
Murray SIMMONDS (73)	73	77	77	73	73	78	77	77	78	78
Dylan WALLACE (78)	78	78	78	78	78	73	73	73	73	73
Harris TALL (136)	136	136	136	41	41	41	41	41	41	41
Jamie MORRISON (10)	10	10	41	136	10	10	10	10	10	10
Ollie BUNYAN (17)	17	17	10	10	136	136	136	136	17	17
Charlie WAPLINGTON (41)	41	41	17	17	17	17	17	17	136	136
Mack HOUSTON (6)	6	6	6	6	6	6	6	6	6	6
Bryony SMART (43)	43	43	43	43	43	43	43	43	43	43
-	11									

Clerk of the Course

Orbits

Sig : **Time :**
Chief Timekeeper : Ian Sharp (SMART Timing)
Results available at www.smart-timing.co.uk and www.speedhive.com



KMSC National Motorcycle racing
Sorted on Laps
KMSC Pre-Injection 600
Knockhill 1.267 miles
Race 11 - 1st Race
30/05/2026 15:30
Race (10 Laps) started at 16:27:09

Pos	No.	Name	Make/Model	CC	Class	Laps	Total Tm	Diff	Best Tm	In Lap	Avg. Speed
1	26	Charlie REYNOLDS	Yamaha	600	PI6	10	9:47.249		57.170	9	77.669
2	8	Alan McGREGOR	Yamaha	600	PI6	10	9:51.692	4.443	57.316	10	77.086
3	141	Arthur CHRISTIE	Yamaha	600	PI6	10	10:00.557	13.308	57.283	9	75.948
4	2	Archie O'DONNELL	Yamaha	600	PI6	10	10:14.335	27.086	58.330	10	74.244
5	3	Liam MACKIE	Yamaha	600	PI6	10	10:17.141	29.892	1:00.429	9	73.907
6	42	John ANDERSON	Yamaha	600	PI6	10	10:25.847	38.598	1:00.806	10	72.879
7	7	Jon-Paul ADIE	Yamaha	600	PI6	10	10:27.518	40.269	59.544	9	72.685
8	89	David MUNRO	Yamaha	600	PI6	10	10:28.368	41.119	1:00.858	9	72.586
9	85	Scott KIRKPATRICK	Yamaha	599	PI6	10	10:28.742	41.493	1:00.382	9	72.543
10	99	Paul ROGERS	Yamaha	600	PI6	10	10:30.166	42.917	59.415	6	72.379
11	15	James CRAWFORD	Yamaha	600	PI6	10	10:44.324	57.075	1:01.352	10	70.789
12	58	Barry STEWART	Yamaha	600	PI6	10	10:44.622	57.373	1:01.795	5	70.756

Not classified

DNF	44	Pat CLEMENTS	Yamaha	600	PI6	5	5:58.461	DNF	1:07.742	2	63.620
DNF	54	Robbie CRIGHTON	Yamaha	600	PI6	4	4:05.492	DNF	59.190	4	74.318
DNF	721	Ross SHEARER	Kawasaki	600	PI6	2	2:21.507	DNF	1:06.350	2	64.465
DNF	97	Darren ANDERSON	Suzuki	600	PI6	2	2:30.001	DNF	1:13.450	2	60.814
DNF	421	Gregor COOPER	Kawasaki	600	PI6	2	2:35.541	DNF	1:17.140	2	58.648
DNF	31	Daniel COOPER	Yamaha	600	PI6			DNF		0	-
DNS	75	Harry PULLAR	Triumph	765	PI6			DNS		0	-
DNS	76	Scott CRAWFORD	Yamaha	600	PI6			DNS		0	-

Announcements

Bike No.26 - No working transponder - Bet it's on his dry bike !

Bike No.141 - Racetime includes 10 second time penalty for a Jump Start

Margin of Victory	Avg. Speed	Best Lap Tm	Best Speed	Best Lap by
4.443	77.669	57.170	79.781	26 - Charlie REYNOLDS

Clerk of the Course
Orbits

Sig : _____ Time : _____
 Chief Timekeeper : Ian Sharp (SMART Timing)
 Results available at www.smart-timing.co.uk and www.speedhive.com

Printed: 30/05/2026 16:39:23



KMSC National Motorcycle racing

KMSC Pre-Injection 600

Knockhill 1.267 miles

Race 11 - 1st Race

30/05/2026 15:30

Race (10 Laps) started at 16:27:09

Lap	Time of Day	Lap Tm	S1	S2	S3	S2Spd	SFSpd	Lap	Time of Day	Lap Tm	S1	S2	S3	S2Spd	SFSpd
(26) Charlie REYNOLDS															
1	16:28:13.412							1	16:28:12.917			23.537	16.832		116.5
2	16:29:13.081	59.669						2	16:29:13.046	1:00.129	20.062	23.424	16.643		115.9
3	16:30:11.310	58.229						3	16:30:12.820	59.774	19.705	23.307	16.762		114.9
4	16:31:10.000	58.690						4	16:31:13.378	1:00.558	20.142	23.274	17.142		117.5
5	16:32:08.107	58.107						5	16:32:14.506	1:01.128	20.249	23.115	17.764		114.1
6	16:33:05.827	57.720						6	16:33:14.568	1:00.062	20.132	23.254	16.676		117.5
7	16:34:03.725	57.898						7	16:34:21.295	1:06.727	19.827	23.365	23.535		37.2
8	16:35:02.232	58.507						8	16:35:37.826	1:16.531	35.912	23.371	17.248		113.2
9	16:35:59.402	57.170						9	16:36:37.370	59.544	19.858	22.871	16.815		118.8
10	16:36:56.728	57.326						10	16:37:36.997	59.627	19.786	23.148	16.693		114.3
(8) Alan McGREGOR								(89) David MUNRO							
1	16:28:13.980			23.648	16.994	119.2	114.3	1	16:28:18.692			25.495	18.216	112.6	111.5
2	16:29:14.149	1:00.169	20.346	23.152	16.671	119.8	113.5	2	16:29:23.288	1:04.596	21.788	24.490	18.318	114.9	110.2
3	16:30:13.520	59.371	19.710	23.326	16.335	119.4	114.1	3	16:30:26.699	1:03.411	21.456	24.245	17.710	115.3	109.1
4	16:31:12.964	59.444	20.087	22.794	16.563	120.7	114.3	4	16:31:29.502	1:02.803	21.170	24.060	17.573	115.3	111.3
5	16:32:11.127	58.163	19.392	22.411	16.360	119.0	115.1	5	16:32:31.653	1:02.151	20.985	23.657	17.509	116.1	110.7
6	16:33:10.316	59.189	19.481	22.261	17.447	119.2	109.8	6	16:33:33.187	1:01.534	20.636	23.521	17.377	115.9	111.1
7	16:34:08.460	58.144	19.483	22.250	16.411	118.6	115.3	7	16:34:34.309	1:01.122	20.551	23.296	17.275	116.1	110.6
8	16:35:06.128	57.668	19.240	22.234	16.194	120.0	115.3	8	16:35:35.616	1:01.307	20.564	23.351	17.392	116.3	111.1
9	16:36:03.855	57.727	19.147	22.288	16.292	119.8	115.1	9	16:36:36.474	1:00.858	20.184	23.493	17.181	116.3	111.7
10	16:37:01.171	57.316	19.171	22.212	15.933	119.4	115.3	10	16:37:37.847	1:01.373	20.434	23.341	17.598	116.7	110.2
(141) Arthur CHRISTIE								(85) Scott KIRKPATRICK							
1	16:28:13.483			23.744	16.945	115.5	113.9	1	16:28:20.462			25.904	18.423	107.5	109.7
2	16:29:14.210	1:00.727	20.808	22.913	17.006	119.0	106.5	2	16:29:24.390	1:03.928	21.489	24.722	17.717	113.5	110.2
3	16:30:14.068	59.858	20.433	23.138	16.287	119.4	115.3	3	16:30:27.782	1:03.392	21.273	24.441	17.678	109.1	110.7
4	16:31:13.038	58.970	20.109	22.505	16.356	120.9	116.1	4	16:31:30.509	1:02.727	20.954	24.387	17.386	112.6	110.7
5	16:32:11.333	58.295	19.810	22.298	16.187	120.5	115.9	5	16:32:32.255	1:01.746	20.805	23.647	17.294	115.9	110.6
6	16:33:09.827	58.494	19.575	22.261	16.658	121.6	114.5	6	16:33:33.613	1:01.358	20.603	23.863	16.892	115.5	112.2
7	16:34:07.212	57.385	19.387	21.996	16.002	119.2	116.1	7	16:34:34.668	1:01.055	20.464	23.354	17.237	115.7	111.5
8	16:35:04.575	57.363	19.353	22.002	16.008	119.8	115.9	8	16:35:36.868	1:02.200	20.655	24.090	17.455	113.7	111.1
9	16:36:01.858	57.283	19.191	22.147	15.945	119.6	116.7	9	16:36:37.250	1:00.382	20.077	23.374	16.931	115.9	112.6
10	16:37:00.036	58.178	19.387	22.571	16.220	118.8	114.7	10	16:37:38.221	1:00.971	20.337	23.731	16.903	115.3	111.3
(2) Archie O'DONNELL								(99) Paul ROGERS							
1	16:28:15.336			24.121	17.378	117.1	112.0	1	16:28:14.634			23.828	17.127	115.9	113.0
2	16:29:16.574	1:01.238	20.547	23.380	17.311	116.7	113.2	2	16:29:14.865	1:00.231	20.255	23.248	16.728	117.9	113.7
3	16:30:16.560	59.986	20.015	23.058	16.913	118.1	112.2	3	16:30:14.461	59.596	20.128	23.011	16.457	119.0	113.9
4	16:31:16.784	1:00.224	20.046	22.987	17.191	117.3	113.0	4	16:31:14.707	1:00.246	20.273	23.060	16.913	117.7	111.8
5	16:32:17.615	1:00.831	19.868	22.874	18.089	117.9	106.2	5	16:32:15.373	1:00.666	20.186	23.330	17.150	117.7	111.7
6	16:33:18.140	1:00.525	20.077	22.738	17.710	118.6	102.6	6	16:33:14.788	59.415	19.865	22.895	16.655	119.2	112.6
7	16:34:22.190	1:04.050	20.139	23.822	20.089	102.5	93.2	7	16:34:23.749	1:08.961	20.012	23.062	25.887	96.1	37.7
8	16:35:25.943	1:03.753	21.667	23.990	18.096	113.5	112.4	8	16:35:39.687	1:15.938	34.558	23.348	18.032	102.1	111.8
9	16:36:25.484	59.541	19.963	22.781	16.797	118.4	112.8	9	16:36:39.845	1:00.158	19.878	23.297	16.983	116.1	113.0
10	16:37:23.814	58.330	19.507	22.314	16.509	117.9	112.6	10	16:37:39.645	59.800	19.736	23.165	16.899	116.5	109.3
(3) Liam MACKIE								(15) James CRAWFORD							
1	16:28:16.777			25.103	17.587		113.2	1	16:28:20.900			26.180	19.156	101.2	109.1
2	16:29:18.903	1:02.126	20.693	23.688	17.745		112.8	2	16:29:26.576	1:05.676	21.845	25.415	18.416	105.7	109.3
3	16:30:20.829	1:01.926	20.617	23.762	17.547	115.9	111.7	3	16:30:31.397	1:04.821	21.787	25.119	17.915	110.9	110.2
4	16:31:22.123	1:01.294	20.720	23.388	17.186		113.0	4	16:31:36.685	1:05.288	21.641	25.072	18.575	97.3	109.5
5	16:32:22.960	1:00.837	20.298	23.422	17.117	115.9	112.0	5	16:32:40.068	1:03.383	20.894	24.334	18.155	108.2	110.0
6	16:33:23.934	1:00.974	20.391	23.439	17.144	116.5	113.0	6	16:33:43.854	1:03.786	21.023	24.635	18.128	105.0	111.7
7	16:34:24.990	1:01.056	20.331	22.992	17.733		110.7	7	16:34:47.223	1:03.369	20.683	24.505	18.181	108.2	110.6
8	16:35:25.568	1:00.578	20.342	23.047	17.189		112.8	8	16:35:50.150	1:02.927	20.705	24.192	18.030	107.5	112.4
9	16:36:25.997	1:00.429	20.151	22.926	17.352		112.6	9	16:36:52.451	1:02.301	20.349	24.252	17.700	107.9	112.2
10	16:37:26.620	1:00.623	20.173	22.944	17.506		109.8	10	16:37:53.803	1:01.352	20.039	24.001	17.312	113.0	111.8
(42) John ANDERSON								(58) Barry STEWART							
1	16:28:18.175			24.902	17.518		113.5	1	16:28:21.144			26.163	18.170	109.1	110.6
2	16:29:19.776	1:01.601	20.629	23.592	17.380		114.3	2	16:29:26.837	1:05.693	22.207	25.696	17.790		111.1
3	16:30:21.993	1:02.217	20.745	23.854	17.618		113.4	3	16:30:30.134	1:03.297	21.338	24.532	17.427		111.3
4	16:31:24.623	1:02.630	21.299	23.666	17.665		113.2	4	16:31:32.410	1:02.276	20.752	24.375	17.149	116.5	111.3
5	16:32:26.343	1:01.720	20.565	23.674	17.481		112.2	5	16:32:34.205	1:01.795	20.221	24.319	17.255	116.1	111.8
6	16:33:28.516	1:02.173	20.736	23.823	17.614		113.4	6	16:33:37.233	1:03.028	20.218	24.100	18.710		108.8
7	16:34:31.306	1:02.790	20.462	23.696	18.632		112.2	7	16:34:40.792	1:03.559	20.905	24.536	18.118	115.5	109.1
8	16:35:33.286	1:01.980	20.845	23.769	17.366		113.2	8	16:35:47.720	1:06.928	21.473	26.814	18.641		106.4
9	16:36:34.520	1:01.234	20.343	23.389	17.502		113.7	9	16:36:51.363	1:03.643	20.909	24.868	17.866		110.2
10	16:37:35.326	1:00.806	20.346	23.397	17.063		113.9	10	16:37:54.101	1:02.738	20.408	25.074	17.256	114.9	112.6
(7) Jon-Paul ADIE								(44) Pat CLEMENTS							
1	16:28:23.940							1	16:28:23.940			27.049	19.112		111.7
2	16:29:31.682	1:07.742	22.201	26.526	19.015			2	16:29:31.682	1:07.742	22.201	26.526	19.015		112.2

KMSC National Motorcycle racing
KMSC Pre-Injection 600
Knockhill 1.267 miles
Race 11 - 1st Race
30/05/2026 15:30
Race (10 Laps) started at 16:27:09

Lap	Time of Day	Lap Tm	S1	S2	S3	S2Spd	SFSpd	Lap	Time of Day	Lap Tm	S1	S2	S3	S2Spd	SFSpd
3	16:30:43.467	1:11.785	24.608	28.048	19.129		110.4								
4	16:31:54.572	1:11.105	23.809	27.850	19.446		110.2								
5	16:33:07.940	1:13.368	22.790	27.360	23.218		32.7								

(54) Robbie CRIGHTON

1	16:28:15.888			24.048	17.549		109.8
2	16:29:16.435	1:00.547	20.139	23.500	16.908		108.4
3	16:30:15.781	59.346	19.702	22.667	16.977		109.7
4	16:31:14.971	59.190	19.544	22.961	16.685		111.8

(721) Ross SHEARER

1	16:28:24.636			27.642	18.558		104.7
2	16:29:30.986	1:06.350	22.166	26.020	18.164		105.0

(97) Darren ANDERSON

1	16:28:26.030			27.200	19.315	99.3	105.7
2	16:29:39.480	1:13.450	22.733	25.107	25.610	102.3	29.4

(421) Gregor COOPER

1	16:28:27.880			29.034	20.657		103.2
2	16:29:45.020	1:17.140	23.514	28.306	25.320		35.4

Clerk of the Course
Orbits
Sig : Time :
Chief Timekeeper : Ian Sharp (SMART Timing)
Results available at www.smart-timing.co.uk and www.speedhive.com
Printed: 30/05/2026 16:39:50

KMSC National Motorcycle racing
Lapchart
KMSC Pre-Injection 600

Knockhill 1.267 miles

Race 11 - 1st Race

30/05/2026 15:30

Race (10 Laps) started at 16:27:09


Competitors	Laps										
	1	2	3	4	5	6	7	8	9	10	
Jon-Paul ADIE (7)	1	7	7	26	26	26	26	26	26	26	26
Charlie REYNOLDS (26)	2	26	26	7	8	8	141	141	141	141	141
Arthur CHRISTIE (141)	3	141	8	8	141	141	8	8	8	8	8
Alan McGREGOR (8)	4	8	141	141	7	7	7	7	3	2	2
Paul ROGERS (99)	5	99	99	99	99	99	99	2	2	3	3
Archie O'DONNELL (2)	6	2	54	54	54	2	2	99	42	42	42
Robbie CRIGHTON (54)	7	54	2	2	2	3	3	3	89	89	7
Liam MACKIE (3)	8	3	3	3	3	42	42	42	85	85	89
John ANDERSON (42)	9	42	42	42	42	89	89	89	7	7	85
David MUNRO (89)	10	89	89	89	89	85	85	85	99	99	99
Scott KIRKPATRICK (85)	11	85	85	85	85	58	58	58	58	58	15
James CRAWFORD (15)	12	15	15	58	58	15	15	15	15	15	58
Barry STEWART (58)	13	58	58	15	15	44					
Pat CLEMENTS (44)	14	44	721	44	44						
Ross SHEARER (721)	15	721	44								
Darren ANDERSON (97)	16	97	97								
Gregor COOPER (421)	17	421	421								
-	18										
-	19										
-	20										

Clerk of the Course
Orbits

Sig : **Time :**
Chief Timekeeper : Ian Sharp (SMART Timing)
Results available at www.smart-timing.co.uk and www.speedhive.com



KMSC National Motorcycle racing

Sorted on Laps

KMSC Superbikes & KMSC Clubman

Knockhill 1.267 miles

Race 12 - 1st Race

30/05/2026 15:45

Race (10 Laps) started at 16:48:24

Pos	No.	Name	Make/Model	CC	Class	Laps	Total Tm	Diff	Best Tm	In Lap	Avg. Speed
1	88	Sean McTAGGART	BMW	1000	SB	10	9:51.069		58.097	8	77.167
2	71	Gavin JONES	Honda	1000	SB	10	9:58.720	7.651	58.265	7	76.181
3	12	Ben McLUSKEY	Yamaha	1000	C	10	9:59.585	8.516	58.582	10	76.071
4	79	Bruce BIRNIE	BMW	1000	SB	10	10:00.041	8.972	57.764	7	76.013
5	91	Tommy FENWICK	BMW	1000	C	10	10:04.623	13.554	58.190	10	75.437
6	67	William McNEILL	Yamaha	998	C	10	10:05.949	14.880	59.019	6	75.272
7	8	Steven McCREIGHT	Suzuki	1000	C	10	10:07.689	16.620	59.374	6	75.056
8	17	Robert CARSON	Yamaha	998	C	10	10:10.965	19.896	59.390	10	74.654

Not classified

DNS	41	Mark WOODS	Yamaha	1000	C			DNS		0	-
DNS	9	Craig STEWART	BMW	1000	C			DNS		0	-

Margin of Victory	Avg. Speed	Best Lap Tm	Best Speed	Best Lap by
7.651	77.167	57.764	78.961	79 - Bruce BIRNIE

Clerk of the Course

Orbits

Sig : Time :

Chief Timekeeper : Ian Sharp (SMART Timing)

Results available at www.smart-timing.co.uk and www.speedhive.com

Printed: 30/05/2026 17:00:06



KMSC National Motorcycle racing

KMSC Superbikes & KMSC Clubman

Knockhill 1.267 miles

Race 12 - 1st Race

30/05/2026 15:45

Race (10 Laps) started at 16:48:24

Lap	Time of Day	Lap Tm	S1	S2	S3	S2Spd	SFSpd
(88) Sean McTAGGART							
1	16:49:25.702			23.040	16.499		124.3
2	16:50:25.224	59.522	20.033	22.858	16.631		125.7
3	16:51:24.466	59.242	19.777	22.905	16.560		126.4
4	16:52:23.391	58.925	19.716	22.742	16.467		124.7
5	16:53:22.184	58.793	19.480	22.756	16.557		124.5
6	16:54:21.211	59.027	19.516	22.933	16.578		124.5
7	16:55:19.604	58.393	19.451	22.555	16.387		123.4
8	16:56:17.701	58.097	19.357	22.400	16.340		125.0
9	16:57:16.477	58.776	19.690	22.584	16.502		125.2
10	16:58:15.404	58.927	19.733	22.634	16.560		126.1

Lap	Time of Day	Lap Tm	S1	S2	S3	S2Spd	SFSpd
(71) Gavin JONES							
1	16:49:30.931			24.274	16.603	128.6	126.4
2	16:50:31.369	1:00.438	20.790	23.245	16.403	129.6	127.1
3	16:51:31.181	59.812	20.378	23.422	16.012	132.4	129.3
4	16:52:30.358	59.177	20.261	22.926	15.990	133.4	127.3
5	16:53:29.742	59.384	20.216	22.822	16.346	129.8	127.6
6	16:54:28.083	58.341	19.920	22.339	16.082	131.1	129.3
7	16:55:26.348	58.265	19.803	22.250	16.212	129.1	128.3
8	16:56:25.174	58.826	19.763	22.983	16.080	129.6	128.3
9	16:57:24.119	58.945	19.803	22.859	16.283	127.1	127.1
10	16:58:23.055	58.936	19.873	22.897	16.166	127.1	123.6

Lap	Time of Day	Lap Tm	S1	S2	S3	S2Spd	SFSpd
(12) Ben McLUSKEY							
1	16:49:28.979			24.431	16.967	117.7	124.3
2	16:50:29.645	1:00.666	20.470	23.553	16.643		122.9
3	16:51:29.783	1:00.138	20.418	23.124	16.596		124.3
4	16:52:29.499	59.716	20.134	22.879	16.703		122.7
5	16:53:29.165	59.666	20.213	22.667	16.786		123.6
6	16:54:27.853	58.688	19.852	22.459	16.377		124.5
7	16:55:26.896	59.043	20.404	22.387	16.252		125.0
8	16:56:26.270	59.374	19.723	23.210	16.441		125.4
9	16:57:25.338	59.068	19.858	22.811	16.399		123.6
10	16:58:23.920	58.582	19.752	22.530	16.300		124.5

Lap	Time of Day	Lap Tm	S1	S2	S3	S2Spd	SFSpd
(79) Bruce BIRNIE							
1	16:49:28.771			24.533	16.948		128.3
2	16:50:30.171	1:01.400	20.125	24.490	16.785		130.8
3	16:51:30.782	1:00.611	20.607	23.620	16.384		128.6
4	16:52:30.898	1:00.116	19.936	23.478	16.702		128.1
5	16:53:31.178	1:00.280	20.479	23.285	16.516		130.8
6	16:54:31.139	59.961	20.144	23.262	16.555		128.3
7	16:55:28.903	57.764	19.264	22.494	16.006	123.8	129.8
8	16:56:27.113	58.210	19.409	22.756	16.045		132.1
9	16:57:25.703	58.590	19.508	22.907	16.175	124.7	130.3
10	16:58:24.376	58.673	19.852	22.704	16.117		131.6

Lap	Time of Day	Lap Tm	S1	S2	S3	S2Spd	SFSpd
(91) Tommy FENWICK							
1	16:49:33.176			25.958	17.461	106.7	122.9
2	16:50:34.762	1:01.586	21.235	23.843	16.508		124.5
3	16:51:35.092	1:00.330	20.627	23.228	16.475	122.0	123.1
4	16:52:36.147	1:01.055	20.892	23.195	16.968	119.6	124.0
5	16:53:34.893	58.746	19.950	22.551	16.245		125.4
6	16:54:33.458	58.565	19.814	22.157	16.594	125.7	120.0
7	16:55:32.619	59.161	20.038	22.754	16.369	125.4	124.3
8	16:56:31.509	58.890	20.124	22.624	16.142	124.5	122.5
9	16:57:30.768	59.259	19.951	22.770	16.538	129.6	121.6
10	16:58:28.958	58.190	19.609	22.197	16.384	128.3	124.3

Lap	Time of Day	Lap Tm	S1	S2	S3	S2Spd	SFSpd
(67) William McNEILL							
1	16:49:30.921			24.352	17.390	119.0	124.3
2	16:50:32.711	1:01.790	21.598	23.647	16.545	125.0	124.7
3	16:51:33.613	1:00.902	20.660	23.336	16.906		124.5
4	16:52:34.030	1:00.417	20.555	23.097	16.765	123.1	123.8
5	16:53:33.687	59.657	20.303	22.920	16.434	126.6	125.0
6	16:54:32.706	59.019	19.823	22.578	16.618	128.8	125.7
7	16:55:32.048	59.342	20.342	22.618	16.382	128.6	125.0
8	16:56:31.187	59.139	19.708	23.047	16.384	127.1	124.0
9	16:57:30.986	59.799	20.017	22.901	16.881	127.1	124.7
10	16:58:30.284	59.298	19.964	22.821	16.513	126.6	125.7

(8) Steven McCREIGHT							
-----------------------------	--	--	--	--	--	--	--

Clerk of the Course

Sig : Time :

Chief Timekeeper : Ian Sharp (SMART Timing)

 Results available at www.smart-timing.co.uk and www.speedhive.com

Printed: 30/05/2026 17:00:23

Orbits



KMSC National Motorcycle racing

Lapchart

KMSC Superbikes & KMSC Clubman

Knockhill 1.267 miles

Race 12 - 1st Race

30/05/2026 15:45

Race (10 Laps) started at 16:48:24



Competitors	Laps										
	1	2	3	4	5	6	7	8	9	10	
Sean McTAGGART (88)	1	88	88	88	88	88	88	88	88	88	88
Bruce BIRNIE (79)	2	79	12	12	12	12	12	71	71	71	71
Ben McLUSKEY (12)	3	12	79	79	71	71	71	12	12	12	12
Steven McCREIGHT (8)	4	8	71	71	79	79	79	79	79	79	79
Robert CARSON (17)	5	17	8	8	8	8	8	67	67	91	91
William McNEILL (67)	6	67	67	67	67	67	67	8	91	67	67
Gavin JONES (71)	7	71	17	17	91	91	91	91	8	8	8
Tommy FENWICK (91)	8	91	91	91	17	17	17	17	17	17	17
-	9										
-	10										

Clerk of the Course

Orbits

Sig : **Time :**
Chief Timekeeper : Ian Sharp (SMART Timing)
Results available at www.smart-timing.co.uk and www.speedhive.com



KMSC National Motorcycle racing

Sorted on best lap time

Scottish Championship CB500's

Knockhill 1.267 miles

Warm Up

31/05/2026 09:00

Practice (10:00 Time) started at 8:59:45

Pos	No.	Name	Make/Model	CC	Class	Laps	Best Tm	Diff	Best Speed	Avg. Speed
1	187	Fraser MUTCH	Honda	CB500	CB	9	1:03.765		71.530	62.258
2	10	Declan MacLENNAN	Honda	CB500	CB	7	1:06.826	3.061	68.253	48.886
3	80	Drew PATON	Honda	CB500	CB	7	1:07.973	4.208	67.102	52.138
4	7	Graham LYELL	Honda	CB500	CB	6	1:08.292	4.527	66.788	45.157
5	70	Martin LYELL	Honda	CB500	CB	6	1:08.494	4.729	66.591	41.608
6	179	Paul CHAMBERLAIN	Honda	CB500	CB	9	1:10.728	6.963	64.488	62.464
7	29	Ewan AUSTIN	Honda	CB500	CB	8	1:12.686	8.921	62.751	55.600
8	19	Dave FORDYCE	Honda	CB500	CB	7	1:12.734	8.969	62.709	52.773
9	116	Dylan WAPLINGTON	Honda	CB500	CB	4	1:12.971	9.206	62.506	30.105
10	97	Graeme JOHNSTONE	Honda	CB500	CB	7	1:13.788	10.023	61.813	51.894
11	85	James HESSON	Honda	CB500	CB	7	1:15.375	11.610	60.512	52.762
12	139	Charlene LESSELLS	Honda	CB500	CB	6	1:17.528	13.763	58.832	43.423
13	331	Neil RAE	Honda	CB500	CB	6	1:18.965	15.200	57.761	46.175
14	33	William MALCOLM	Honda	CB500	CB	7	1:19.864	16.099	57.111	52.956
15	535	Chris FENTON	Honda	CB500	CB	7	1:24.452	20.687	54.008	52.327

Clerk of the Course

Orbits

Sig : Time :

Chief Timekeeper : Ian Sharp (SMART Timing)

Results available at www.smart-timing.co.uk and www.speedhive.com

Printed: 31/05/2026 09:13:20

KMSC National Motorcycle racing

Scottish Championship CB500's

Knockhill 1.267 miles

Warm Up

31/05/2026 09:00

Practice (10:00 Time) started at 8:59:45

Lap	Time of Day	Lap Tm	S1	S2	S3	S2Spd	SFSpd	Lap	Time of Day	Lap Tm	S1	S2	S3	S2Spd	SFSpd
(187) Fraser MUTCH								(116) Dylan WAPLINGTON							
1	9:02:00.414			27.328	19.224	91.9	89.6	7	9:09:50.315	1:12.990	23.606	28.856	20.528	83.8	82.3
2	9:03:07.378	1:06.964	22.137	25.970	18.857	92.8	90.0	1	9:06:08.011			30.560	22.125	87.3	87.8
3	9:04:14.254	1:06.876	21.514	26.143	19.219	93.9	90.1	2	9:07:23.015	1:15.004	24.607	29.170	21.227	89.4	88.0
4	9:05:18.362	1:04.108	21.193	24.705	18.210	93.6	91.2	3	9:08:35.986	1:12.971	23.959	27.969	21.043	90.2	88.5
5	9:06:22.413	1:04.051	20.882	24.896	18.273	93.9	90.9	4	9:09:51.339	1:15.353	24.202	29.420	21.731	89.5	87.6
6	9:07:26.178	1:03.765	20.712	24.991	18.062	94.4	91.8	(97) Graeme JOHNSTONE							
7	9:08:31.643	1:05.465	21.420	25.650	18.395	94.7	91.8	1	9:02:13.053			29.839	21.905	86.3	86.9
8	9:09:36.267	1:04.624	21.672	24.418	18.534	94.4	91.8	2	9:03:30.044	1:16.991	25.216	29.796	21.979	89.0	89.0
9	9:10:44.668	1:08.401	21.091	24.769	22.541	94.4	28.2	3	9:04:44.685	1:14.641	24.676	28.367	21.598	89.1	89.1
(10) Declan MacLENNAN								4	9:05:58.473	1:13.788	23.999	28.545	21.244	89.5	89.5
1	9:03:37.881			31.196	25.480	67.2	67.0	5	9:07:12.974	1:14.501	24.598	28.324	21.579	88.6	88.6
2	9:04:54.677	1:16.796	25.588	29.855	21.353	77.8	83.9	6	9:08:27.849	1:14.875	24.308	28.708	21.859	89.6	89.6
3	9:06:03.744	1:09.067	22.541	26.878	19.648	88.6	88.5	7	9:10:00.560	1:32.711	41.218	30.148	21.345	87.0	87.0
4	9:07:11.978	1:08.234	22.163	26.040	20.031	90.6	88.9	(85) James HESSON							
5	9:08:21.192	1:09.214	21.746	27.861	19.607	89.4	88.9	1	9:02:11.142			31.905	23.171	86.3	86.9
6	9:09:28.018	1:06.826	21.656	25.969	19.201	88.4	88.5	2	9:03:29.838	1:18.696	26.120	30.636	21.940	88.4	88.8
7	9:10:38.413	1:10.395	21.851	25.652	22.892	89.4	29.3	3	9:04:46.781	1:16.943	25.579	29.704	21.660	89.8	88.1
(80) Drew PATON								4	9:06:02.156	1:15.375	24.868	29.139	21.368	90.9	89.5
1	9:03:02.984			28.805	20.415	88.3	86.1	5	9:07:18.032	1:15.876	24.670	29.017	22.189	91.3	88.1
2	9:04:15.445	1:12.461	23.919	28.273	20.269		87.7	6	9:08:34.194	1:16.162	25.119	29.253	21.790	89.0	89.4
3	9:05:25.340	1:09.895	22.875	27.294	19.726		88.2	7	9:09:50.437	1:16.243	24.924	29.944	21.375	90.0	90.7
4	9:06:33.469	1:08.129	22.262	26.524	19.343		89.2	(139) Charlene LESSELLS							
5	9:07:41.442	1:07.973	22.134	26.488	19.351	91.6	88.9	1	9:03:40.121			32.225	23.475	76.3	83.2
6	9:08:49.456	1:08.014	22.140	26.142	19.732		88.5	2	9:04:57.649	1:17.528	25.412	29.847	22.269	81.8	84.7
7	9:09:57.681	1:08.225	22.270	26.745	19.210		90.2	3	9:06:16.021	1:18.372	26.148	29.442	22.782	81.4	80.2
(7) Graham LYELL								4	9:07:33.801	1:17.780	25.569	29.735	22.476	81.4	82.3
1	9:03:59.308			29.269	22.855	84.8	87.4	5	9:08:51.817	1:18.016	25.603	29.418	22.995	79.7	85.6
2	9:05:13.603	1:14.295	24.439	28.643	21.213	85.1	89.4	6	9:10:15.550	1:23.733	26.155	30.669	26.909	78.7	27.1
3	9:06:23.860	1:10.257	23.498	27.111	19.648	91.6	91.9	(331) Neil RAE							
4	9:07:33.520	1:09.660	23.168	26.278	20.214	94.8	91.6	1	9:02:51.533			34.799	24.600	79.1	79.1
5	9:08:41.812	1:08.292	22.882	25.948	19.462	94.0	91.9	2	9:04:15.223	1:23.690	27.226	32.232	24.232	80.4	80.4
6	9:09:51.352	1:09.540	23.501	26.449	19.590	93.6	93.7	3	9:05:35.440	1:20.217	26.653	31.476	22.088	82.6	82.6
(70) Martin LYELL								4	9:06:54.896	1:19.456	26.938	30.586	21.932	81.9	81.9
1	9:01:25.595			33.304	22.048	79.5	84.1	5	9:08:13.861	1:18.965	26.474	30.062	22.429	82.5	82.5
2	9:03:04.993	1:39.398	27.368	39.612	32.418	59.3	30.6	6	9:09:37.981	1:24.120	25.883	32.119	26.118	79.7	29.4
3	9:07:11.649	4:06.656	3:17.011	28.810	20.835		87.2	(33) William MALCOLM							
4	9:08:24.486	1:12.837	24.299	28.351	20.187	91.1	88.2	1	9:01:33.902			34.266	24.890	76.9	83.5
5	9:09:34.543	1:10.057	23.204	27.005	19.848	88.9	88.3	2	9:03:00.078	1:26.176	27.837	33.089	25.250	82.6	81.5
6	9:10:43.037	1:08.494	22.642	26.226	19.626	90.3	88.5	3	9:04:22.954	1:22.876	27.372	31.926	23.578	81.6	86.7
(179) Paul CHAMBERLAIN								4	9:05:44.199	1:21.245	26.173	31.962	23.110	84.3	85.7
1	9:00:51.903			31.113	21.967	84.3	83.2	5	9:07:06.091	1:21.892	27.044	31.397	23.451	83.7	88.3
2	9:02:10.869	1:18.966	25.496	30.967	22.503	85.8	82.8	6	9:08:28.356	1:22.265	26.728	32.407	23.130	86.7	84.9
3	9:03:26.395	1:15.526	24.623	29.444	21.459	85.4	84.0	7	9:09:48.220	1:19.864	26.051	30.739	23.074	77.9	88.3
4	9:04:38.859	1:12.464	23.496	28.256	20.712	87.3	85.7	(535) Chris FENTON							
5	9:05:49.587	1:10.728	22.889	27.213	20.626	87.8	85.8	1	9:01:14.124			38.285	27.264	66.4	72.5
6	9:07:00.987	1:11.400	23.175	28.007	20.218	88.0	86.7	2	9:02:46.613	1:32.489	31.782	35.057	25.650	72.1	80.9
7	9:08:12.012	1:11.025	23.088	27.486	20.451	87.7	87.8	3	9:04:15.335	1:28.722	29.802	33.447	25.473	77.6	78.2
8	9:09:23.160	1:11.148	22.815	27.433	20.900	86.3	81.2	4	9:05:39.787	1:24.452	29.129	32.255	23.068	81.6	81.9
9	9:10:42.486	1:19.326	23.357	27.214	28.755	86.4	31.6	5	9:07:04.778	1:24.991	28.894	32.704	23.393	76.2	83.1
(29) Ewan AUSTIN								6	9:08:29.575	1:24.797	27.709	32.805	24.283	75.3	83.2
1	9:02:04.023			29.980	21.567	86.1	84.0	7	9:09:55.472	1:25.897	28.561	33.338	23.998	77.3	82.0
2	9:03:18.866	1:14.843	24.610	29.001	21.232	86.7	84.1	(19) Dave FORDYCE							
3	9:04:31.552	1:12.686	24.136	27.965	20.585	86.4	84.7	1	9:02:27.562			31.871	22.388	78.9	79.3
4	9:05:45.063	1:13.511	24.134	28.522	20.855	85.7	86.4	2	9:03:43.164	1:15.602	24.798	29.560	21.244	82.5	81.0
5	9:06:59.147	1:14.084	24.516	28.916	20.652	86.6	86.3	3	9:04:57.177	1:14.013	24.349	28.698	20.966	83.1	81.6
6	9:08:11.891	1:12.744	23.732	28.206	20.806	86.3	84.9	4	9:06:11.024	1:13.847	24.133	28.681	21.033	83.2	81.8
7	9:09:24.662	1:12.771	23.977	28.019	20.775	85.7	85.3	5	9:07:24.591	1:13.567	23.762	28.391	21.414	84.4	81.3
8	9:10:41.589	1:16.927	23.874	28.014	25.039	87.0	31.2	6	9:08:37.325	1:12.734	23.683	27.708	21.343	84.9	82.1

Clerk of the Course

Orbits

 Sig : Time :
 Chief Timekeeper : Ian Sharp (SMART Timing)

 Results available at www.smart-timing.co.uk and www.speedhive.com


Printed: 31/05/2026 09:13:49

KMSC National Motorcycle racing

Sorted on best lap time

Scottish Championship Lightweights

Knockhill 1.267 miles

Warm Up

31/05/2026 09:15

Practice (10:00 Time) started at 9:13:34

Pos	No.	Name	Make/Model	CC	Class	Laps	Best Tm	Diff	Best Speed	Avg. Speed
1	63	Jack DUNABIE	Beon	450	SL	9	56.627		80.546	70.135
2	146	Kian McDONALD	Aprilia	660	SL	9	58.449	1.822	78.035	72.627
3	93	Ryan MORRISON	Aprilia	660	SL	10	1:00.085	3.458	75.911	73.380
4	134	Kenneth MacLEOD	BMW	900	SL	5	1:00.110	3.483	75.879	69.501
5	19	Tyler HUMPHRIES	Beon	250	SL C	10	1:01.132	4.505	74.611	72.277
6	2	Kade WATT	Kawasaki	400	SL C	9	1:01.261	4.634	74.453	70.939
7	45	Marley MacKENZIE	Kawasaki	400	SL C	3	1:03.609	6.982	71.705	65.119
8	31	Lewis PATERSON		600	SL C	4	1:03.616	6.989	71.697	67.778
9	999	Tony ALEXANDER	BMW	900	SL	6	1:04.587	7.960	70.619	67.067
10	96	Zoe PATERSON	Aprilia	660	SL	5	1:05.346	8.719	69.799	64.469
11	52	Michael THOMSON	KTM Kramer	690	SL C	7	1:06.646	10.019	68.438	48.514
12	22	Andrew NEIL	Yamaha	400	SL C	9	1:09.529	12.902	65.600	62.069
13	110	Chris EASTWOOD	Aprilia	660	SL	4	1:11.005	14.378	64.236	46.619
14	94	Barry O'DONNELL	Aprilia	660	SL C	1			-	8.423

Clerk of the Course

Orbits

Sig : Time :

Chief Timekeeper : Ian Sharp (SMART Timing)

Results available at www.smart-timing.co.uk and www.speedhive.com

Printed: 31/05/2026 09:25:35

KMSC National Motorcycle racing

Scottish Championship Lightweights

Knockhill 1.267 miles

Warm Up

31/05/2026 09:15

Practice (10:00 Time) started at 9:13:34

Lap	Time of Day	Lap Tm	S1	S2	S3	S2Spd	SFSpd
(63) Jack DUNABIE							
1	9:14:46.365			24.803	17.240	116.3	112.4
2	9:15:45.938	59.573	19.656	23.517	16.400	117.1	113.4
3	9:16:43.871	57.933	19.175	22.648	16.110	116.3	114.3
4	9:17:46.743	1:02.872	18.868	22.404	21.600	116.1	29.1
5	9:19:19.286	1:32.543	53.180	23.351	16.012	115.7	114.1
6	9:20:16.316	57.030	18.741	22.004	16.285	118.1	112.4
7	9:21:12.943	56.627	18.613	22.070	15.944	117.9	113.4
8	9:22:10.542	57.599	19.041	22.447	16.111	116.1	113.0
9	9:23:19.865	1:09.323	20.344	22.525	26.454	118.1	22.6

Lap	Time of Day	Lap Tm	S1	S2	S3	S2Spd	SFSpd
(146) Kian McDONALD							
1	9:14:48.891			26.588	17.600	111.7	110.9
2	9:15:51.494	1:02.603	21.074	24.768	16.761		112.6
3	9:16:51.275	59.781	19.921	23.221	16.639		113.9
4	9:17:51.191	59.916	20.108	23.167	16.641		111.8
5	9:18:52.351	1:01.160	19.716	23.977	17.467		110.0
6	9:19:52.252	59.901	20.557	22.734	16.610		113.2
7	9:20:50.701	58.449	19.444	22.459	16.546	113.9	109.8
8	9:21:51.472	1:00.771	20.437	23.760	16.574		113.4
9	9:22:59.781	1:08.309	19.945	23.845	24.519	113.0	25.0

Lap	Time of Day	Lap Tm	S1	S2	S3	S2Spd	SFSpd
(93) Ryan MORRISON							
1	9:14:44.371			26.378	18.955		106.7
2	9:15:48.272	1:03.901	21.323	24.531	18.047		107.2
3	9:16:50.548	1:02.276	20.513	23.859	17.904		108.2
4	9:17:51.562	1:01.014	20.178	23.438	17.398		109.5
5	9:18:52.818	1:01.256	19.902	23.562	17.792		107.2
6	9:19:53.571	1:00.753	20.518	23.035	17.200		108.2
7	9:20:54.074	1:00.503	19.763	23.142	17.598		108.1
8	9:21:54.159	1:00.085	19.559	23.265	17.261		108.1
9	9:22:54.647	1:00.488	19.573	23.209	17.706		107.5
10	9:23:56.136	1:01.489	20.245	23.667	17.577		107.4

Lap	Time of Day	Lap Tm	S1	S2	S3	S2Spd	SFSpd
(134) Kenneth MacLEOD							
1	9:14:41.042			26.179	17.938		108.2
2	9:15:44.008	1:02.966	21.176	24.364	17.426	109.5	107.7
3	9:16:45.323	1:01.315	20.516	23.917	16.882	111.7	108.1
4	9:17:45.433	1:00.110	19.944	23.360	16.806	110.0	108.4
5	9:19:02.697	1:17.264	23.289	26.994	26.981	79.4	32.6

Lap	Time of Day	Lap Tm	S1	S2	S3	S2Spd	SFSpd
(19) Tyler HUMPHRIES							
1	9:14:42.531			26.633	18.420		100.5
2	9:15:47.168	1:04.637	21.671	25.103	17.863		100.5
3	9:16:50.601	1:03.433	21.009	24.624	17.800	103.9	101.2
4	9:17:53.070	1:02.469	20.578	24.221	17.670		104.5
5	9:18:55.194	1:02.124	20.544	23.901	17.679	103.6	101.4
6	9:19:57.978	1:02.784	20.844	24.646	17.294	103.4	101.7
7	9:21:00.789	1:02.811	20.736	24.497	17.578		101.2
8	9:22:02.686	1:01.897	20.258	24.128	17.511	102.8	101.7
9	9:23:04.492	1:01.806	20.296	24.012	17.498	102.6	100.8
10	9:24:05.624	1:01.132	20.100	23.379	17.653	103.6	99.6

Lap	Time of Day	Lap Tm	S1	S2	S3	S2Spd	SFSpd
(2) Kade WATT							
1	9:14:47.822			27.194	18.548		97.8
2	9:15:52.290	1:04.468	21.243	25.174	18.051		101.1
3	9:16:56.295	1:04.005	20.809	25.350	17.846		101.1
4	9:17:58.833	1:02.538	20.551	24.508	17.479		100.9
5	9:19:00.863	1:02.030	20.046	24.380	17.604		101.7
6	9:20:02.124	1:01.261	19.961	23.995	17.305		101.1
7	9:21:03.569	1:01.445	20.355	23.814	17.276		101.1
8	9:22:09.753	1:06.184	19.583	23.463	23.138		101.4
9	9:23:13.227	1:03.474	21.105	25.055	17.314		101.4

Lap	Time of Day	Lap Tm	S1	S2	S3	S2Spd	SFSpd
(45) Marley MacKENZIE							
1	9:14:53.454			27.412	18.578	99.4	102.1
2	9:15:57.063	1:03.609	21.083	24.490	18.036	106.0	102.5
3	9:17:04.691	1:07.628	20.911	24.105	22.612	105.0	27.4

Lap	Time of Day	Lap Tm	S1	S2	S3	S2Spd	SFSpd
(31) Lewis PATERSON							
1	9:14:47.831			27.377	19.091	99.7	100.9
2	9:15:53.638	1:05.807	21.988	25.562	18.257	102.6	101.2
3	9:16:57.254	1:03.616	21.169	24.665	17.782	103.1	102.5

Lap	Time of Day	Lap Tm	S1	S2	S3	S2Spd	SFSpd
(999) Tony ALEXANDER							
1	9:14:49.606			28.387	19.566		103.4
2	9:15:56.704	1:07.098	22.217	26.042	18.839	100.5	102.6
3	9:17:02.495	1:05.791	22.050	25.417	18.324		104.0
4	9:18:07.082	1:04.587	21.505	25.186	17.896		103.1
5	9:19:12.025	1:04.943	21.538	25.273	18.132		103.6
6	9:20:22.611	1:10.586	21.191	25.272	24.123		25.8

Lap	Time of Day	Lap Tm	S1	S2	S3	S2Spd	SFSpd
(96) Zoe PATERSON							
1	9:14:55.982			28.436	20.381	93.9	104.0
2	9:16:05.025	1:09.043	22.455	26.947	19.641		97.3
3	9:17:13.280	1:08.255	22.371	25.947	19.937		96.6
4	9:18:18.626	1:05.346	21.649	25.273	18.424	103.4	106.2
5	9:19:28.308	1:09.682	21.073	24.195	24.414	104.0	23.5

Lap	Time of Day	Lap Tm	S1	S2	S3	S2Spd	SFSpd
(52) Michael THOMSON							
1	9:17:37.424			29.272	22.263		89.2
2	9:18:51.216	1:13.792	25.118	27.958	20.716		104.4
3	9:20:01.043	1:09.827	23.010	26.862	19.955		96.4
4	9:21:10.264	1:09.221	22.754	26.684	19.783		99.3
5	9:22:18.488	1:08.224	22.763	26.102	19.359		99.1
6	9:23:26.026	1:07.538	22.180	25.890	19.468		96.4
7	9:24:32.672	1:06.646	22.339	25.282	19.025		100.8

Lap	Time of Day	Lap Tm	S1	S2	S3	S2Spd	SFSpd
(22) Andrew NEIL							
1	9:15:04.468			31.690	20.978		89.4
2	9:16:17.632	1:13.164	24.598	28.492	20.074		92.8
3	9:17:29.958	1:12.326	23.914	28.510	19.902		92.3
4	9:18:41.510	1:11.552	23.811	28.106	19.635		92.7
5	9:19:52.688	1:11.178	23.573	27.978	19.627	91.2	92.9
6	9:21:03.020	1:10.332	23.237	27.676	19.419		92.6
7	9:22:14.957	1:11.937	23.892	28.250	19.795		91.7
8	9:23:26.390	1:11.433	23.946	27.684	19.803		92.8
9	9:24:35.919	1:09.529	23.125	27.274	19.130		93.2

Lap	Time of Day	Lap Tm	S1	S2	S3	S2Spd	SFSpd
(110) Chris EASTWOOD							
1	9:15:12.199			30.359	37.126	93.6	22.5
2	9:17:42.269	2:30.070	1:39.845	29.222	21.003		102.6
3	9:18:53.274	1:11.005	23.442	27.670	19.893		102.6
4	9:20:05.916	1:12.642	22.859	27.155	22.628		35.6

Lap	Time of Day	Lap Tm	S1	S2	S3	S2Spd	SFSpd
(94) Barry O'DONNELL							
1	9:22:36.090			34.235	7:09.240		22.3

Clerk of the Course

Sig : Time :
 Chief Timekeeper : Ian Sharp (SMART Timing)

Results available at www.smart-timing.co.uk and www.speedhive.com

Printed: 31/05/2026 09:25:58

Orbits



KMSC National Motorcycle racing

Sorted on best lap time

Scottish Championship Supersport

Knockhill 1.267 miles

Warm Up

31/05/2026 09:30

Practice (10:00 Time) started at 9:30:21

Pos	No.	Name	Make/Model	CC	Class	Laps	Best Tm	Diff	Best Speed	Avg. Speed
1	28	Liam GUILD	Kawasaki	600	S6 C	6	59.224		77.014	69.461
2	34	Kenneth THIRLWALL	Kawasaki	636	S6	6	59.382	0.158	76.809	69.814
3	67	Ryan BURNS	Kawasaki	636	S6	3	1:02.907	3.683	72.505	65.828
4	11	Patrick FORMAN	Suzuki	750	S6	3	1:04.435	5.211	70.786	66.929
5	7	Jon-Paul ADIE	Yamaha	600	S6	3	1:05.160	5.936	69.998	37.156
6	32	Alex BRODIE	Kawasaki	600	S6 C	3	1:06.265	7.041	68.831	60.892
7	277	Lee McALISTER	Yamaha	600	S6 C	3	1:08.855	9.631	66.242	52.923
8	3	Ben YARROW	Honda	600	S6 C	8	1:11.123	11.899	64.130	56.651
9	26	Charlie REYNOLDS	Yamaha	600	S6	1			-	47.382

Clerk of the Course

Orbits

Sig : Time :

Chief Timekeeper : Ian Sharp (SMART Timing)

Results available at www.smart-timing.co.uk and www.speedhive.com

Printed: 31/05/2026 09:41:30

KMSC National Motorcycle racing
Scottish Championship Supersport
Knockhill 1.267 miles
Warm Up
31/05/2026 09:30
Practice (10:00 Time) started at 9:30:21

Lap	Time of Day	Lap Tm	S1	S2	S3	S2Spd	SFSpd	Lap	Time of Day	Lap Tm	S1	S2	S3	S2Spd	SFSpd
(28) Liam GUILD															
1	9:31:44.933			25.360	18.045	108.6	111.8								
2	9:32:45.646	1:00.713	19.807	23.559	17.347	113.2	112.6								
3	9:33:47.009	1:01.363	19.557	24.152	17.654	112.6	112.0								
4	9:34:48.020	1:01.011	19.938	24.033	17.040	115.1	113.4								
5	9:35:47.244	59.224	19.366	22.951	16.907	116.3	114.7								
6	9:36:55.689	1:08.445	19.284	23.616	25.545	113.7	29.7								
(34) Kenneth THIRLWALL															
1	9:31:39.934			25.693	17.775	114.5	120.7								
2	9:32:42.788	1:02.854	21.021	24.808	17.025	117.9	121.1								
3	9:33:47.054	1:04.266	20.530	26.274	17.462	108.6	121.4								
4	9:34:47.082	1:00.028	19.589	23.780	16.659	117.9	120.5								
5	9:35:46.464	59.382	19.633	23.236	16.513	120.5	120.7								
6	9:36:53.695	1:07.231	19.524	24.648	23.059	100.0	30.2								
(67) Ryan BURNS															
1	9:31:39.398			25.321	18.103	114.9	118.4								
2	9:32:42.305	1:02.907	21.333	24.295	17.279	119.6	120.3								
3	9:33:49.569	1:07.264	20.804	25.685	20.775	116.3	32.6								
(11) Patrick FORMAN															
1	9:31:32.490			26.188	18.795		108.8								
2	9:32:36.925	1:04.435	21.018	25.607	17.810		113.9								
3	9:33:46.150	1:09.225	21.302	25.495	22.428		35.2								
(7) Jon-Paul ADIE															
1	9:34:17.451			27.165	18.457	102.8	116.5								
2	9:35:22.611	1:05.160	22.136	25.836	17.188	110.6	117.9								
3	9:36:29.974	1:07.363	21.550	25.621	20.192	111.5	39.5								
(32) Alex BRODIE															
1	9:31:49.275			27.466	19.333	112.4	111.1								
2	9:32:55.540	1:06.265	22.032	26.045	18.188	117.1	116.3								
3	9:34:06.418	1:10.878	21.998	25.944	22.936	116.3	30.1								
(277) Lee McALISTER															
1	9:32:14.920			32.023	21.937	85.6	110.4								
2	9:33:23.775	1:08.855	22.992	27.390	18.473	112.4	112.2								
3	9:34:40.255	1:16.480	22.885	27.463	26.132	110.9	30.0								
(3) Ben YARROW															
1	9:32:31.673			36.343	24.767	81.8	102.3								
2	9:33:50.982	1:19.309	26.839	31.054	21.416	91.4	109.1								
3	9:35:05.908	1:14.926	24.383	28.635	21.908	95.9	109.5								
4	9:36:19.680	1:13.772	24.354	28.573	20.845	96.7	110.9								
5	9:37:31.140	1:11.460	23.524	27.626	20.310	100.2	111.7								
6	9:38:42.263	1:11.123	23.126	27.731	20.266	100.6	110.9								
7	9:39:53.484	1:11.221	23.006	27.970	20.245	100.5	111.1								
8	9:41:05.801	1:12.317	23.865	28.366	20.086	101.7	111.3								
(26) Charlie REYNOLDS															
1	9:31:57.968			29.559	25.098		35.0								

Clerk of the Course
Orbits

Sig : **Time :**
Chief Timekeeper : Ian Sharp (SMART Timing)
Results available at www.smart-timing.co.uk and www.speedhive.com

Printed: 31/05/2026 09:41:51


KMSC National Motorcycle racing

Sorted on best lap time

Scottish Championship 300's

Knockhill 1.267 miles

Warm Up

31/05/2026 09:45

Practice (10:00 Time) started at 9:44:05

Pos	No.	Name	Make/Model	CC	Class	Laps	Best Tm	Diff	Best Speed	Avg. Speed
1	14	Darren COX	Yamaha	300	F3	7	1:03.602		71.713	62.695
2	77	Leon TALL	Yamaha	300	F3	7	1:05.007	1.405	70.163	59.746
3	78	Dylan WALLACE	Yamaha	300	F3	8	1:05.487	1.885	69.649	61.937
4	43	Bryony SMART			F3 R	8	1:05.868	2.266	69.246	62.217
5	17	Ollie BUNYAN	Yamaha	297	F3	6	1:06.658	3.056	68.425	53.378
6	6	Mack HOUSTON	Yamaha	300	F3 R	6	1:06.745	3.143	68.336	65.089
7	41	Charlie WAPLINGTON	Yamaha	300	F3	8	1:07.149	3.547	67.925	63.412
8	136	Harris TALL	Kawasaki	300	F3 R	9	1:07.189	3.587	67.885	66.165
9	73	Murray SIMMONDS	Kawasaki	300	F3	5	1:08.952	5.350	66.149	58.261
10	10	Jamie MORRISON	Kawasaki	300	F3	3	1:09.032	5.430	66.072	62.558

Clerk of the Course

Orbits

Sig : Time :

Chief Timekeeper : Ian Sharp (SMART Timing)

Results available at www.smart-timing.co.uk and www.speedhive.com

Printed: 31/05/2026 09:55:41

KMSC National Motorcycle racing

Scottish Championship 300's

Knockhill 1.267 miles

Warm Up

31/05/2026 09:45

Practice (10:00 Time) started at 9:44:05

Lap	Time of Day	Lap Tm	S1	S2	S3	S2Spd	SFSpd
(14) Darren COX							
1	9:45:50.751			28.905	19.152	82.0	82.6
2	9:47:01.836	1:11.085	22.381	29.377	19.327	86.1	82.1
3	9:48:07.772	1:05.936	21.536	25.514	18.886	82.7	85.5
4	9:49:15.885	1:08.113	21.478	27.253	19.382	80.1	81.5
5	9:50:23.427	1:07.542	21.906	26.006	19.630	82.2	84.4
6	9:51:27.029	1:03.602	21.372	24.469	17.761	91.2	91.3
7	9:52:34.858	1:07.829	20.521	24.758	22.550	89.0	29.5

Lap	Time of Day	Lap Tm	S1	S2	S3	S2Spd	SFSpd
(77) Leon TALL							
1	9:46:21.311			26.772	19.712	85.8	87.2
2	9:47:27.800	1:06.489	21.279	25.808	19.402	87.0	86.1
3	9:48:33.790	1:05.990	21.097	25.416	19.477	87.8	84.5
4	9:49:38.847	1:05.057	21.121	25.418	18.518	87.8	87.6
5	9:50:45.311	1:06.464	21.999	25.771	18.694	87.4	88.2
6	9:51:50.318	1:05.007	21.143	25.300	18.564	88.0	87.8
7	9:52:59.992	1:09.674	21.570	25.596	22.508	86.7	42.9

Lap	Time of Day	Lap Tm	S1	S2	S3	S2Spd	SFSpd
(78) Dylan WALLACE							
1	9:45:58.148			34.654	21.870	82.8	84.9
2	9:47:07.920	1:09.772	22.538	27.279	19.955	83.9	86.9
3	9:48:15.849	1:07.929	21.926	26.391	19.612	85.5	87.7
4	9:49:22.184	1:06.335	21.503	25.671	19.161	86.5	87.2
5	9:50:34.312	1:12.128	22.692	29.721	19.715	77.1	87.5
6	9:51:40.838	1:06.526	21.561	25.987	18.978	86.1	88.2
7	9:52:49.246	1:08.408	21.730	27.278	19.400	84.1	88.3
8	9:53:54.733	1:05.487	21.374	24.924	19.189	86.6	87.4

Lap	Time of Day	Lap Tm	S1	S2	S3	S2Spd	SFSpd
(43) Bryony SMART							
1	9:45:52.594			27.947	20.693	80.9	78.7
2	9:47:01.833	1:09.239	22.790	26.341	20.108	81.2	79.5
3	9:48:09.768	1:07.935	22.578	25.552	19.805	83.8	81.0
4	9:49:16.654	1:06.886	21.973	25.335	19.578	83.1	81.1
5	9:50:23.057	1:06.403	21.806	25.339	19.258	83.4	81.2
6	9:51:28.925	1:05.868	21.475	25.318	19.075	84.7	82.0
7	9:52:35.429	1:06.504	21.686	25.445	19.373	83.4	82.3
8	9:53:52.075	1:16.646	21.649	26.020	28.977	70.5	19.6

Lap	Time of Day	Lap Tm	S1	S2	S3	S2Spd	SFSpd
(17) Ollie BUNYAN							
1	9:46:58.355			27.422	20.666		84.2
2	9:48:06.382	1:08.027	21.930	26.148	19.949		85.4
3	9:49:13.670	1:07.288	21.423	26.013	19.852		85.1
4	9:50:20.328	1:06.658	21.231	25.712	19.715	87.0	85.4
5	9:51:27.189	1:06.861	21.319	25.972	19.570	86.5	86.7
6	9:52:38.292	1:11.103	20.971	25.411	24.721		25.7

Lap	Time of Day	Lap Tm	S1	S2	S3	S2Spd	SFSpd
(6) Mack HOUSTON							
1	9:45:25.023			29.018	20.964	79.8	77.0
2	9:46:33.888	1:08.865	22.104	26.530	20.231		78.2
3	9:47:41.532	1:07.644	21.574	26.249	19.821	81.1	79.7
4	9:48:48.911	1:07.379	21.352	25.924	20.103	81.0	79.9
5	9:49:55.656	1:06.745	21.695	25.340	19.710	80.8	80.1
6	9:51:06.050	1:10.394	21.534	26.456	22.404	78.6	37.5

Lap	Time of Day	Lap Tm	S1	S2	S3	S2Spd	SFSpd
(41) Charlie WAPLINGTON							
1	9:45:19.622			27.342	19.927	87.2	88.0
2	9:46:27.496	1:07.874	22.007	26.697	19.170	87.5	88.4
3	9:47:34.645	1:07.149	21.684	25.900	19.565		83.0
4	9:48:49.262	1:14.617	22.754	30.342	21.521	84.2	52.4
5	9:50:10.561	1:21.299	35.738	26.508	19.053	87.7	89.6
6	9:51:18.195	1:07.634	22.148	26.640	18.846	88.3	90.1
7	9:52:29.543	1:11.348	21.433	28.601	21.314	70.5	91.1
8	9:53:41.024	1:11.481	21.440	26.950	23.091	78.6	37.1

Lap	Time of Day	Lap Tm	S1	S2	S3	S2Spd	SFSpd
(136) Harris TALL							
1	9:45:19.772			28.944	21.368	76.4	75.9
2	9:46:29.930	1:10.158	22.733	27.015	20.410	78.4	77.0
3	9:47:39.154	1:09.224	22.413	26.587	20.224	77.4	77.5
4	9:48:48.686	1:09.532	22.066	26.976	20.490	80.9	77.9
5	9:49:56.716	1:08.030	22.428	25.690	19.912	79.4	80.7
6	9:51:04.110	1:07.394	21.756	25.676	19.962	79.9	79.5
7	9:52:11.475	1:07.365	21.901	25.703	19.761	80.4	79.4
8	9:53:18.828	1:07.353	21.912	25.766	19.675	79.0	80.0

Clerk of the Course

Orbits

Sig : Time :
 Chief Timekeeper : Ian Sharp (SMART Timing)
 Results available at www.smart-timing.co.uk and www.speedhive.com



KMSC National Motorcycle racing

Sorted on best lap time

Scottish Championship Pre-Injection 600

Knockhill 1.267 miles

Warm Up

31/05/2026 10:00

Practice (10:00 Time) started at 9:57:19

Pos	No.	Name	Make/Model	CC	Class	Laps	Best Tm	Diff	Best Speed	Avg. Speed
1	54	Robbie CRIGHTON	Yamaha	600	PI6	8	55.073		82.819	78.007
2	26	Charlie REYNOLDS	Yamaha	600	PI6	11	55.258	0.185	82.542	77.251
3	7	Jon-Paul ADIE	Yamaha	600	PI6	7	56.068	0.995	81.349	49.062
4	3	Liam MACKIE	Yamaha	600	PI6	7	56.325	1.252	80.978	76.872
5	2	Archie O'DONNELL	Yamaha	600	PI6	10	56.826	1.753	80.264	75.421
6	8	Alan McGREGOR	Yamaha	600	PI6	8	56.975	1.902	80.054	72.288
7	72	William WALLS	Kawasaki	599	PI6	10	57.466	2.393	79.370	75.683
8	15	James CRAWFORD	Yamaha	600	PI6	10	57.581	2.508	79.212	70.585
9	85	Scott KIRKPATRICK	Yamaha	599	PI6	10	57.588	2.515	79.202	75.656
10	99	Paul ROGERS	Yamaha	600	PI6	4	58.153	3.080	78.433	40.968
11	89	David MUNRO	Yamaha	600	PI6	5	58.296	3.223	78.240	36.699
12	421	Gregor COOPER	Kawasaki	600	PI6	10	59.835	4.762	76.228	73.762
13	42	John ANDERSON	Yamaha	600	PI6	5	1:01.058	5.985	74.701	70.541
14	44	Pat CLEMENTS	Yamaha	600	PI6	3	1:05.204	10.131	69.951	65.961
15	721	Ross SHEARER	Kawasaki	600	PI6	8	1:05.577	10.504	69.553	57.257
16	31	Daniel COOPER	Yamaha	600	PI6	2	1:07.444	12.371	67.628	69.167

Clerk of the Course

Orbits

Sig : Time :

Chief Timekeeper : Ian Sharp (SMART Timing)

Results available at www.smart-timing.co.uk and www.speedhive.com

Printed: 31/05/2026 10:09:55

KMSC National Motorcycle racing

Scottish Championship Pre-Injection 600

Knockhill 1.267 miles

Warm Up

31/05/2026 10:00

Practice (10:00 Time) started at 9:57:19

Lap	Time of Day	Lap Tm	S1	S2	S3	S2Spd	SFSpd	Lap	Time of Day	Lap Tm	S1	S2	S3	S2Spd	SFSpd
(54) Robbie CRIGHTON								(15) James CRAWFORD							
1	9:58:24.322			24.736	17.756		113.5	10	10:07:22.186	58.131	19.204	22.423	16.504		113.2
2	9:59:24.129	59.807	19.795	22.944	17.068		113.5	1	9:59:16.475			24.898	17.276	106.0	113.9
3	10:00:20.381	56.252	18.511	21.931	15.810		116.9	2	10:00:16.666	1:00.191	19.690	23.701	16.800	111.5	113.9
4	10:01:17.031	56.650	18.294	22.198	16.158		116.5	3	10:01:16.520	59.854	19.632	23.351	16.871	109.5	114.5
5	10:02:13.917	56.886	18.677	21.536	16.673		116.3	4	10:02:16.124	59.604	19.629	23.359	16.616	112.6	115.9
6	10:03:08.990	55.073	18.328	21.162	15.583		117.1	5	10:03:16.454	1:00.330	19.352	24.250	16.728	107.2	114.7
7	10:04:04.346	55.356	17.925	21.589	15.842		114.7	6	10:04:14.074	57.620	19.039	22.319	16.262	113.9	114.9
8	10:05:07.291	1:02.945	18.207	22.017	22.721		29.6	7	10:05:12.162	58.088	19.153	22.655	16.280	111.5	115.7
(26) Charlie REYNOLDS								(85) Scott KIRKPATRICK							
1	9:58:19.106			22.557	16.499		113.5	1	9:58:27.924			24.947	18.828	111.1	115.7
2	9:59:15.817	56.711	18.542	21.651	16.518		115.1	2	9:59:31.503	1:03.579	20.990	24.757	17.832	113.0	115.1
3	10:00:12.195	56.378	18.274	21.726	16.378		112.2	3	10:00:31.337	59.834	19.808	23.090	16.936	117.9	116.7
4	10:01:08.080	55.885	18.334	21.334	16.217		114.3	4	10:01:31.373	1:00.036	19.810	22.995	17.231	118.8	117.7
5	10:02:05.527	57.447	19.976	21.453	16.018		113.5	5	10:02:31.073	59.700	20.274	22.900	16.526	118.6	117.3
6	10:03:01.953	56.426	18.975	21.510	15.941		114.3	6	10:03:30.265	59.192	19.352	23.507	16.333	119.4	119.0
7	10:03:57.471	55.518	18.297	21.202	16.019		113.7	7	10:04:28.332	58.067	19.073	22.404	16.590	119.2	116.3
8	10:04:52.729	55.258	18.280	21.051	15.927		113.0	8	10:05:26.877	58.545	19.839	22.208	16.498	119.0	116.9
9	10:06:05.070	1:12.341	20.518	33.840	17.983		90.0	9	10:06:24.465	57.588	19.083	22.022	16.483	119.6	116.1
10	10:07:08.545	1:03.475	21.731	25.892	15.852		115.1	10	10:07:22.400	57.935	19.047	22.402	16.486	119.6	116.7
11	10:08:08.994	1:00.449	18.994	22.352	19.103		89.8	(99) Paul ROGERS							
(7) Jon-Paul ADIE								1 10:01:30.339							
1	10:02:23.834			24.438	16.435		120.3	2	10:02:28.492	58.153	19.450	22.612	16.091	114.3	117.1
2	10:03:22.452	58.618	19.397	23.126	16.095		121.4	3	10:03:33.583	1:05.091	20.746	26.352	17.993	107.2	99.7
3	10:04:21.604	59.152	19.083	23.955	16.114		119.0	4	10:04:44.859	1:11.276	21.016	25.391	24.869	91.4	31.3
4	10:05:19.656	58.052	18.929	22.868	16.255		120.0	(89) David MUNRO							
5	10:06:17.749	58.093	18.766	23.371	15.956		120.0	1	10:03:41.504			24.635	17.970	110.4	111.8
6	10:07:14.225	56.476	18.605	22.160	15.711		120.5	2	10:04:43.476	1:01.972	20.751	23.718	17.503	112.6	108.9
7	10:08:10.293	56.068	18.426	21.761	15.881		120.7	3	10:05:44.214	1:00.738	20.494	23.386	16.858	114.1	113.4
(3) Liam MACKIE								4 10:06:42.510							
1	9:58:24.099			24.470	17.488		114.1	5	10:07:40.953	58.296	19.554	22.314	16.428	115.3	114.3
2	9:59:22.813	58.714	19.883	22.547	16.284		115.3	(421) Gregor COOPER							
3	10:00:19.579	56.766	18.795	22.001	15.970		115.1	1	9:58:29.547			25.419	19.066	108.1	
4	10:01:16.727	57.148	18.634	21.985	16.529		116.3	2	9:59:32.726	1:03.179	20.442	24.711	18.026	111.1	
5	10:02:13.819	57.092	18.840	21.685	16.567		114.9	3	10:00:33.960	1:01.234	20.559	23.393	17.282	111.8	
6	10:03:10.144	56.325	18.879	21.572	15.874		115.9	4	10:01:33.795	59.835	19.604	23.225	17.006	112.8	
7	10:04:14.866	1:04.722	18.634	23.722	22.366		36.1	5	10:02:33.786	59.991	19.506	23.524	16.961	112.2	
(2) Archie O'DONNELL								6 10:03:33.698							
1	9:58:37.971			24.342	18.617	103.4	98.1	7	10:04:33.725	1:00.027	19.811	23.100	17.116	111.5	
2	9:59:39.876	1:01.905	20.524	24.009	17.372	113.7	101.1	8	10:05:33.850	1:00.125	19.864	22.934	17.327	111.8	
3	10:00:40.535	1:00.659	20.163	22.650	17.846	103.4	100.6	9	10:06:35.093	1:01.243	21.160	23.079	17.004	109.5	
4	10:01:40.235	59.700	20.090	21.890	17.720	114.9	96.6	10	10:07:37.882	1:02.789	19.894	23.035	19.860	43.1	
5	10:02:38.736	58.501	20.018	22.081	16.402	115.5	112.8	(42) John ANDERSON							
6	10:03:36.090	57.354	19.123	21.842	16.389	114.9	114.1	1	9:58:27.762			25.137	18.889	114.5	
7	10:04:33.721	57.631	18.876	22.508	16.247	114.7	114.5	2	9:59:32.487	1:04.725	20.891	24.709	19.125	114.3	
8	10:05:30.547	56.826	18.723	21.893	16.210	114.1	113.5	3	10:00:35.485	1:02.998	21.231	24.187	17.580	115.7	
9	10:06:27.395	56.848	18.700	21.837	16.311	114.9	113.7	4	10:01:36.543	1:01.058	20.317	23.466	17.275	117.1	
10	10:07:24.279	56.884	18.949	21.695	16.240	115.3	113.7	5	10:02:42.822	1:06.279	21.448	24.037	20.794	33.2	
(8) Alan McGREGOR								(44) Pat CLEMENTS							
1	9:58:53.483			25.835	18.099	111.3	115.1	1	9:58:35.252			27.218	19.001	113.2	
2	9:59:55.093	1:01.610	20.773	23.837	17.000	116.5	115.5	2	9:59:40.456	1:05.204	21.584	25.715	17.905	113.4	
3	10:00:53.251	58.158	19.291	22.503	16.364	116.1	116.3	3	10:00:46.973	1:06.517	21.230	24.721	20.566	37.2	
4	10:01:50.418	57.167	19.065	21.922	16.180	117.1	116.7	(721) Ross SHEARER							
5	10:02:47.497	57.079	18.613	22.364	16.102	115.3	116.9	1	9:59:57.909			28.216	20.092	103.1	
6	10:03:44.472	56.975	18.780	22.226	15.969	116.5	117.3	2	10:01:06.884	1:08.975	22.988	26.905	19.082	106.7	
7	10:04:42.300	57.828	18.930	22.991	15.907	116.7	117.1	3	10:02:14.216	1:07.332	22.199	26.403	18.730	106.0	
8	10:05:44.300	1:02.000	18.841	22.027	21.132	116.7	34.3	4	10:03:19.793	1:05.577	21.082	25.863	18.632	106.9	
(72) William WALLS								5 10:04:26.720							
1	9:58:29.271			24.688	19.176	116.1	111.5	6	10:05:33.353	1:06.927	21.614	26.019	19.294	105.3	
2	9:59:30.866	1:01.595	19.956	24.108	17.531	113.5	114.3	7	10:06:41.360	1:08.007	22.448	26.099	19.460	102.9	
3	10:00:31.282	1:00.416	19.712	23.491	17.213		113.2	8	10:07:56.813	1:15.453	22.214	26.187	27.052	24.3	
4	10:01:31.140	59.858	19.521	23.130	17.207	116.7	114.7	(31) Daniel COOPER							
5	10:02:30.809	59.669	20.232	22.771	16.666		115.1	1	9:58:29.271			27.218	19.001	113.2	
6	10:03:30.042	59.233	19.032	23.628	16.573		114.7	2	9:59:40.456	1:05.204	21.584	25.715	17.905	113.4	
7	10:04:28.087	58.045	18.840	22.612	16.593	113.4	114.1	3	10:00:46.973	1:06.517	21.230	24.721	20.566	37.2	
8	10:05:26.589	58.502	19.459	22.515	16.528	115.7	113.7	(721) Ross SHEARER							
9	10:06:24.055	57.466	18.784	22.180	16.502	115.7	114.3	1	9:59:57.909			28.216	20.092	103.1	

Clerk of the Course

Orbits

Sig : Time :
 Chief Timekeeper : Ian Sharp (SMART Timing)
 Results available at www.smart-timing.co.uk and www.speedhive.com



KMSC National Motorcycle racing

Scottish Championship Pre-Injection 600

Knockhill 1.267 miles

Warm Up

31/05/2026 10:00

Practice (10:00 Time) started at 9:57:19

Lap	Time of Day	Lap Tm	S1	S2	S3	S2Spd	SFSpd	Lap	Time of Day	Lap Tm	S1	S2	S3	S2Spd	SFSpd
1	9:58:23.972			24.423	18.114		114.3								
2	9:59:31.416	1:07.444	20.725	24.471	22.248		38.2								

Clerk of the Course

Orbits

Sig : **Time :**
Chief Timekeeper : Ian Sharp (SMART Timing)
Results available at www.smart-timing.co.uk and www.speedhive.com

Printed: 31/05/2026 10:10:22

KMSC National Motorcycle racing

Sorted on best lap time

Scottish Championship Superbikes & KMSC Clubman

Knockhill 1.267 miles

Warm Up

31/05/2026 10:15

Practice (10:00 Time) started at 10:11:18

Pos	No.	Name	Make/Model	CC	Class	Laps	Best Tm	Diff	Best Speed	Avg. Speed
1	79	Bruce BIRNIE	BMW	1000	SB	5	52.780		86.417	76.854
2	88	Sean McTAGGART	BMW	1000	SB	5	53.253	0.473	85.649	82.408
3	91	Tommy FENWICK	BMW	1000	C	10	53.388	0.608	85.433	81.486
4	8	Steven McCREIGHT	Suzuki	1000	C	10	54.816	2.036	83.207	68.231
5	41	Mark WOODS	Yamaha	1000	C	9	56.665	3.885	80.492	64.087
6	9	Craig STEWART	BMW	1000	C	8	56.806	4.026	80.292	65.014

Clerk of the Course

Orbits

Sig : Time :

Chief Timekeeper : Ian Sharp (SMART Timing)

Results available at www.smart-timing.co.uk and www.speedhive.com

Printed: 31/05/2026 10:23:03

KMSC National Motorcycle racing

Scottish Championship Superbikes & KMSC Clubman

Knockhill 1.267 miles

Warm Up

31/05/2026 10:15

Practice (10:00 Time) started at 10:11:18

Lap	Time of Day	Lap Tm	S1	S2	S3	S2Spd	SFSpd	Lap	Time of Day	Lap Tm	S1	S2	S3	S2Spd	SFSpd
(79) Bruce BIRNIE															
1	10:12:38.954			21.164	15.462		129.8								
2	10:13:32.672	53.718	17.782	20.698	15.238		130.6								
3	10:14:25.691	53.019	17.501	20.742	14.776		133.4								
4	10:15:18.471	52.780	17.365	20.704	14.711		132.9								
5	10:16:15.138	56.667	17.229	21.416	18.022		42.7								
(88) Sean McTAGGART															
1	10:12:17.190			21.890	15.340		132.4								
2	10:13:11.216	54.026	18.230	20.683	15.113		132.9								
3	10:14:04.469	53.253	18.021	20.343	14.889		132.4								
4	10:14:58.025	53.556	18.214	20.469	14.873		132.4								
5	10:15:55.136	57.111	17.902	20.436	18.773		37.8								
(91) Tommy FENWICK															
1	10:12:21.679			23.603	15.510	123.8	128.8								
2	10:13:17.226	55.547	18.828	21.587	15.132	128.1	128.8								
3	10:14:11.210	53.984	18.001	20.912	15.071	131.1	127.3								
4	10:15:05.415	54.205	18.105	20.861	15.239		128.8								
5	10:15:59.080	53.665	18.011	20.627	15.027	130.6	128.8								
6	10:16:52.870	53.790	18.006	20.700	15.084	130.3	128.3								
7	10:17:46.347	53.477	18.003	20.463	15.011	130.1	128.3								
8	10:18:39.735	53.388	17.794	20.639	14.955	129.6	128.8								
9	10:19:33.257	53.522	17.850	20.617	15.055	129.8	129.3								
10	10:20:38.139	1:04.882	19.165	21.113	24.604		30.0								
(8) Steven McCREIGHT															
1	10:13:47.039			24.251	16.757	115.5	127.3								
2	10:14:45.009	57.970	19.063	22.523	16.384	121.4	125.4								
3	10:15:42.481	57.472	18.846	22.683	15.943	120.3	132.6								
4	10:16:40.605	58.124	18.776	23.337	16.011	124.3	123.8								
5	10:17:37.456	56.851	19.208	21.685	15.958	127.1	122.0								
6	10:18:32.875	55.419	18.718	20.997	15.704	129.6	120.7								
7	10:19:28.090	55.215	18.469	21.132	15.614	128.8	126.4								
8	10:20:23.051	54.961	18.424	20.901	15.636	127.8	119.4								
9	10:21:17.867	54.816	18.469	20.930	15.417	128.6	126.9								
10	10:22:26.879	1:09.012	19.936	28.047	21.029	80.9	39.7								
(41) Mark WOODS															
1	10:13:27.606			24.821	17.829	115.1	121.8								
2	10:14:31.853	1:04.247	20.736	23.867	19.644	117.7	51.1								
3	10:16:14.066	1:42.213	1:03.038	22.879	16.296	125.0	127.1								
4	10:17:12.050	57.984	19.383	22.294	16.307	126.9	127.8								
5	10:18:09.684	57.634	19.226	22.293	16.115	126.4	127.1								
6	10:19:07.171	57.487	19.184	22.147	16.156	124.5	126.9								
7	10:20:04.809	57.638	19.200	22.121	16.317	122.7	125.7								
8	10:21:01.474	56.665	18.927	21.806	15.932	122.0	128.6								
9	10:21:58.927	57.453	18.998	21.797	16.658	125.2	117.1								
(9) Craig STEWART															
1	10:13:47.244			24.634	17.188	114.1	124.3								
2	10:14:46.236	58.992	19.448	23.022	16.522	121.6	125.7								
3	10:15:44.597	58.361	18.924	22.860	16.577	118.4	125.7								
4	10:16:41.945	57.348	18.865	22.352	16.131	113.2	127.1								
5	10:17:39.358	57.413	18.714	22.531	16.168	121.8	126.9								
6	10:18:36.217	56.859	18.660	22.190	16.009	114.9	125.4								
7	10:19:33.023	56.806	18.530	22.321	15.955	120.3	125.9								
8	10:20:39.647	1:06.624	18.582	22.528	25.514	122.2	30.4								

Clerk of the Course

Orbits

Sig : Time :
 Chief Timekeeper : Ian Sharp (SMART Timing)
 Results available at www.smart-timing.co.uk and www.speedhive.com



KMSC National Motorcycle racing
Sorted on Laps
Scottish Championship CB500's
Knockhill 1.267 miles
Race 12a - 2nd Race
31/05/2026 10:30
Race (10 Laps) started at 10:34:21

Pos	No.	Name	Make/Model	CC	Class	Laps	Total Tm	Diff	Best Tm	In Lap	Avg. Speed
1	187	Fraser MUTCH	Honda	CB500	CB	10	9:48.465		57.923	4	77.508
2	172	Steven ALLAN	Honda	CB500	CB	10	9:48.531	0.066	58.349	3	77.500
3	87	Finn CHALK	Honda	CB500	CB	10	9:53.323	4.858	58.598	3	76.874
4	38	Ronan MEEK	Honda	CB500	CB	10	10:08.000	19.535	1:00.263	8	75.018
5	7	Graham LYELL	Honda	CB500	CB	10	10:13.321	24.856	1:00.647	10	74.367
6	10	Declan MacLENNAN	Honda	CB500	CB	10	10:13.694	25.229	1:00.196	7	74.322
7	80	Drew PATON	Honda	CB500	CB	10	10:14.785	26.320	1:00.578	10	74.190
8	70	Martin LYELL	Honda	CB500	CB	10	10:15.584	27.119	1:00.628	10	74.094
9	36	Crichton CAMPBELL	Honda	CB500	CB	10	10:27.753	39.288	1:01.572	2	72.657
10	303	Jamie ANDERSON	Honda	CB500	CB	10	10:27.910	39.445	1:02.055	2	72.639
11	189	David MUNRO	Honda	CB500	CB	10	10:37.780	49.315	1:02.517	8	71.515
12	85	James HESSON	Honda	CB500	CB	10	10:43.222	54.757	1:02.887	7	70.910
13	116	Dylan WAPLINGTON	Honda	CB500	CB	10	10:45.675	57.210	1:03.127	7	70.641
14	29	Ewan AUSTIN	Honda	CB500	CB	10	10:46.276	57.811	1:02.705	9	70.575
15	68	Graham FARQUHARSON	Honda	CB500	CB	10	10:46.752	58.287	1:03.340	7	70.523
16	17	Robert COLEMAN	Honda	CB500	CB	10	10:48.131	59.666	1:03.068	7	70.373
17	19	Dave FORDYCE	Honda	CB500	CB	10	10:48.925	1:00.460	1:03.423	7	70.287
18	58	Barry STEWART	Honda	CB500	CB	9	9:49.019	1 Lap	1:03.613	7	69.692
19	135	Kristopher LENNIE	Honda	CB500	CB	9	9:54.522	1 Lap	1:03.563	7	69.047
20	179	Paul CHAMBERLAIN	Honda	CB500	CB	9	10:04.801	1 Lap	1:05.725	7	67.873
21	88	Chris GALLETLY	Honda	CB500	CB	9	10:10.175	1 Lap	1:06.517	8	67.275
22	244	Nathan MOCHAN	Honda	CB500	CB	9	10:13.199	1 Lap	1:06.552	8	66.944
23	535	Chris FENTON	Honda	CB500	CB	8	9:57.552	2 Laps	1:13.541	2	61.064

Not classified

DNF	97	Graeme JOHNSTONE	Honda	CB500	CB	9	9:27.027	DNF	1:01.741	9	72.395
DNS	139	Charlene LESSELLS	Honda	CB500	CB			DNF		0	-
DNS	33	William MALCOLM	Honda	CB500	CB			DNF		0	-
DNS	331	Neil RAE	Honda	CB500	CB			DNF		0	-

Margin of Victory	Avg. Speed	Best Lap Tm	Best Speed	Best Lap by
0.066	77.508	57.923	78.744	187 - Fraser MUTCH

Clerk of the Course
Orbits

 Sig : _____ Time : _____
 Chief Timekeeper : Ian Sharp (SMART Timing)

 Results available at www.smart-timing.co.uk and www.speedhive.com

Printed: 31/05/2026 10:46:55



KMSC National Motorcycle racing
Scottish Championship CB500's
Knockhill 1.267 miles
Race 12a - 2nd Race
31/05/2026 10:30
Race (10 Laps) started at 10:34:21

Lap	Time of Day	Lap Tm	S1	S2	S3	S2Spd	SFSpd
(187) Fraser MUTCH							
1	10:35:22.176			22.646	17.432	94.3	94.9
2	10:36:20.556	58.380	18.997	22.208	17.175	95.6	95.1
3	10:37:18.928	58.372	18.925	22.239	17.208	94.4	94.8
4	10:38:16.851	57.923	18.976	21.968	16.979	96.3	94.3
5	10:39:15.697	58.846	18.914	22.496	17.436	93.3	95.3
6	10:40:14.584	58.887	19.223	22.323	17.341	93.6	93.9
7	10:41:13.375	58.791	18.974	22.364	17.453	95.2	95.3
8	10:42:11.996	58.621	19.188	22.193	17.240	97.7	94.9
9	10:43:10.452	58.456	18.900	22.285	17.271	94.7	94.3
10	10:44:09.598	59.146	18.881	23.022	17.243	95.1	94.3

Lap	Time of Day	Lap Tm	S1	S2	S3	S2Spd	SFSpd
(172) Steven ALLAN							
1	10:35:21.687			22.718	17.478	93.7	94.5
2	10:36:20.072	58.385	18.925	22.221	17.239	94.8	94.4
3	10:37:18.421	58.349	18.848	22.249	17.252	94.0	94.3
4	10:38:16.972	58.551	18.987	22.291	17.273	93.9	95.6
5	10:39:15.579	58.607	18.964	22.432	17.211	96.4	93.9
6	10:40:14.745	59.166	19.431	22.308	17.427	96.1	94.9
7	10:41:13.168	58.423	18.994	22.201	17.228	97.1	94.5
8	10:42:12.147	58.979	19.130	22.305	17.544	95.2	95.2
9	10:43:10.536	58.389	18.891	22.197	17.301	94.9	96.1
10	10:44:09.664	59.128	18.950	23.102	17.076	96.6	95.3

Lap	Time of Day	Lap Tm	S1	S2	S3	S2Spd	SFSpd
(87) Finn CHALK							
1	10:35:22.446			22.539	17.694	95.5	95.2
2	10:36:21.081	58.635	19.098	22.040	17.497	97.7	95.7
3	10:37:19.679	58.598	19.089	22.106	17.403	95.9	95.5
4	10:38:18.284	58.605	19.083	22.193	17.329	95.2	95.1
5	10:39:17.354	59.070	19.276	22.348	17.446	95.9	94.9
6	10:40:16.612	59.258	19.216	22.569	17.473	94.3	94.1
7	10:41:15.498	58.886	19.230	22.391	17.265	95.5	95.1
8	10:42:14.940	59.442	19.394	22.751	17.297	94.7	95.7
9	10:43:14.548	59.608	19.682	22.603	17.323	94.7	95.7
10	10:44:14.456	59.908	19.319	23.032	17.557	95.5	94.4

Lap	Time of Day	Lap Tm	S1	S2	S3	S2Spd	SFSpd
(38) Ronan MEEK							
1	10:35:24.040			23.199	18.220	90.9	91.7
2	10:36:24.957	1:00.917	19.797	23.118	18.002	90.6	92.9
3	10:37:25.676	1:00.719	19.709	23.060	17.950	90.8	91.6
4	10:38:26.097	1:00.421	19.665	22.766	17.990	91.7	90.3
5	10:39:26.449	1:00.352	19.657	22.794	17.901	91.3	92.2
6	10:40:26.968	1:00.519	19.806	22.940	17.773	93.2	91.2
7	10:41:27.433	1:00.465	19.747	22.894	17.824	90.8	93.5
8	10:42:27.696	1:00.263	19.519	22.893	17.851	90.6	91.8
9	10:43:28.163	1:00.467	19.782	22.917	17.768	92.8	92.1
10	10:44:29.133	1:00.970	19.648	23.349	17.973	90.6	92.3

Lap	Time of Day	Lap Tm	S1	S2	S3	S2Spd	SFSpd
(7) Graham LYELL							
1	10:35:26.199			24.069	17.764	96.3	96.6
2	10:36:27.360	1:01.161	20.172	23.173	17.816	95.5	96.0
3	10:37:28.205	1:00.845	19.731	23.461	17.653	94.7	95.1
4	10:38:28.990	1:00.785	19.970	23.258	17.557	95.2	96.1
5	10:39:30.003	1:01.013	20.095	23.257	17.661	94.9	95.7
6	10:40:30.874	1:00.871	19.945	23.431	17.495		95.5
7	10:41:31.986	1:01.112	19.995	23.489	17.628		96.0
8	10:42:33.031	1:01.045	20.060	23.351	17.634	94.9	96.3
9	10:43:33.807	1:00.776	19.840	23.244	17.692	94.9	96.7
10	10:44:34.454	1:00.647	19.871	23.196	17.580	95.5	95.9

Lap	Time of Day	Lap Tm	S1	S2	S3	S2Spd	SFSpd
(10) Declan MacLENNAN							
1	10:35:24.330			23.121	17.792	92.2	92.9
2	10:36:24.813	1:00.483	19.689	23.136	17.658	92.2	92.2
3	10:37:25.322	1:00.509	19.578	23.097	17.834	90.7	90.8
4	10:38:25.579	1:00.257	19.482	23.041	17.734	91.3	91.7
5	10:39:26.005	1:00.426	19.402	22.936	18.088	90.9	90.6
6	10:40:27.098	1:01.093	19.975	23.077	18.041	90.8	92.9
7	10:41:27.294	1:00.196	19.351	23.050	17.795	90.7	91.7
8	10:42:27.791	1:00.497	19.500	23.227	17.770	91.7	93.5
9	10:43:28.185	1:00.394	19.480	23.078	17.836	92.1	93.1
10	10:44:34.827	1:06.642	20.985	25.321	20.336	80.1	79.8

(80) Drew PATON							
------------------------	--	--	--	--	--	--	--

Lap	Time of Day	Lap Tm	S1	S2	S3	S2Spd	SFSpd
1	10:35:25.894			23.649	18.108		91.8
2	10:36:27.424	1:01.530	20.199	23.287	18.044	92.3	91.6
3	10:37:29.017	1:01.593	20.220	23.303	18.070		91.6
4	10:38:30.671	1:01.654	20.259	23.253	18.142		91.7
5	10:39:31.854	1:01.183	20.087	23.196	17.900		91.8
6	10:40:33.027	1:01.173	19.942	23.352	17.879		91.3
7	10:41:34.015	1:00.988	20.045	23.055	17.888		91.8
8	10:42:34.725	1:00.710	19.955	22.938	17.817		92.2
9	10:43:35.340	1:00.615	19.784	23.021	17.810		92.2
10	10:44:35.918	1:00.578	19.784	22.956	17.838		91.8

Lap	Time of Day	Lap Tm	S1	S2	S3	S2Spd	SFSpd
(70) Martin LYELL							
1	10:35:26.077			24.029	18.330		91.2
2	10:36:28.168	1:02.091	20.492	23.456	18.143	92.7	90.9
3	10:37:29.335	1:01.167	19.873	23.290	18.004	91.8	90.7
4	10:38:30.854	1:01.519	20.114	23.364	18.041	92.1	91.7
5	10:39:32.306	1:01.452	20.079	23.351	18.022		91.3
6	10:40:33.385	1:01.079	19.842	23.345	17.892	91.9	90.6
7	10:41:34.357	1:00.979	19.879	23.181	17.912	92.6	91.1
8	10:42:35.256	1:00.892	19.784	23.183	17.932	91.9	91.1
9	10:43:36.089	1:00.833	19.676	23.228	17.929	91.6	91.4
10	10:44:36.717	1:00.628	19.623	23.077	17.928	91.4	90.4

Lap	Time of Day	Lap Tm	S1	S2	S3	S2Spd	SFSpd
(36) Crichton CAMPBELL							
1	10:35:27.689			24.606	18.228		90.8
2	10:36:29.261	1:01.572	20.063	23.285	18.224		93.7
3	10:37:30.839	1:01.578	20.120	23.322	18.136	93.9	92.1
4	10:38:33.197	1:02.358	20.407	23.731	18.220	92.1	91.4
5	10:39:35.589	1:02.392	20.203	23.909	18.280		91.8
6	10:40:38.106	1:02.517	20.224	23.977	18.316	92.1	91.7
7	10:41:41.080	1:02.974	21.105	23.656	18.213	92.4	91.8
8	10:42:43.797	1:02.717	20.414	23.834	18.469	91.4	92.1
9	10:43:46.467	1:02.670	20.198	24.101	18.371	91.6	92.1
10	10:44:48.886	1:02.419	20.208	23.687	18.524	90.0	92.1

Lap	Time of Day	Lap Tm	S1	S2	S3	S2Spd	SFSpd
(303) Jamie ANDERSON							
1	10:35:26.755			24.011	18.517		91.3
2	10:36:28.810	1:02.055	20.102	23.749	18.204		90.8
3	10:37:31.015	1:02.205	20.038	23.757	18.410	89.6	91.2
4	10:38:33.197	1:02.358	20.407	23.731	18.220	92.1	91.4
5	10:39:35.589	1:02.392	20.203	23.909	18.280		91.8
6	10:40:38.106	1:02.517	20.224	23.977	18.316	92.1	91.7
7	10:41:41.080	1:02.974	21.105	23.656	18.213	92.4	91.8
8	10:42:43.797	1:02.717	20.414	23.834	18.469	91.4	92.1
9	10:43:46.467	1:02.670	20.198	24.101	18.371	91.6	92.1
10	10:44:48.886	1:02.419	20.208	23.687	18.524	90.0	

KMSC National Motorcycle racing

Scottish Championship CB500's

Knockhill 1.267 miles

Race 12a - 2nd Race

31/05/2026 10:30

Race (10 Laps) started at 10:34:21

Lap	Time of Day	Lap Tm	S1	S2	S3	S2Spd	SFSpd
3	10:37:38.568	1:04.685	20.920	24.668	19.097	87.7	90.4
4	10:38:43.016	1:04.448	21.266	24.688	18.494	90.1	91.9
5	10:39:47.265	1:04.249	21.096	24.661	18.492	89.2	91.1
6	10:40:51.541	1:04.276	20.784	24.521	18.971	89.5	91.9
7	10:41:54.668	1:03.127	20.653	24.354	18.120	91.3	91.8
8	10:42:59.026	1:04.358	20.610	25.295	18.453	89.8	91.7
9	10:44:02.487	1:03.461	20.570	24.225	18.666	86.9	91.2
10	10:45:06.808	1:04.321	20.591	24.738	18.992	89.1	90.0

Lap	Time of Day	Lap Tm	S1	S2	S3	S2Spd	SFSpd
6	10:40:55.659	1:04.284	21.006	24.580	18.698	91.8	91.3
7	10:41:59.222	1:03.563	20.746	24.468	18.349	91.6	92.8
8	10:43:06.683	1:07.461	21.147	25.591	20.723	90.9	89.7
9	10:44:15.655	1:08.972	22.733	27.373	18.866	90.1	91.2

(29) Ewan AUSTIN

1	10:35:32.141			25.733	18.949	88.8	88.1
2	10:36:36.026	1:03.885	20.895	24.416	18.574	89.4	87.3
3	10:37:39.649	1:03.623	20.669	24.281	18.673	88.3	88.3
4	10:38:44.379	1:04.730	21.391	24.753	18.586	90.1	89.1
5	10:39:48.853	1:04.474	21.006	25.009	18.459	90.9	88.1
6	10:40:52.766	1:03.913	20.769	24.417	18.727	88.5	88.6
7	10:41:55.498	1:02.732	20.578	23.941	18.213	91.8	90.2
8	10:42:59.776	1:04.278	20.605	24.846	18.827	89.0	89.1
9	10:44:02.481	1:02.705	20.237	23.989	18.479	90.1	87.6
10	10:45:07.409	1:04.928	20.775	24.870	19.283	87.3	88.6

(68) Graham FARQUHARSON

1	10:35:31.145			25.651	19.157	88.5	88.8
2	10:36:35.019	1:03.874	20.534	24.014	19.326	91.8	88.8
3	10:37:38.434	1:03.415	20.708	23.878	18.829	90.7	88.0
4	10:38:42.861	1:04.427	21.165	24.086	19.176	84.8	88.2
5	10:39:47.861	1:05.000	21.468	24.596	18.936	89.6	88.4
6	10:40:52.058	1:04.197	21.014	24.152	19.031	90.2	89.5
7	10:41:55.398	1:03.340	20.467	24.125	18.748	90.4	89.0
8	10:43:00.106	1:04.708	20.502	24.993	19.213	88.1	88.6
9	10:44:04.305	1:04.199	20.495	24.736	18.968	84.9	87.8
10	10:45:07.885	1:03.580	20.492	23.803	19.285	87.8	89.4

(17) Robert COLEMAN

1	10:35:30.259			25.204	19.011	89.8	92.6
2	10:36:34.444	1:04.185	20.744	24.613	18.828	90.9	91.6
3	10:37:38.600	1:04.156	20.665	24.449	19.042	89.0	89.8
4	10:38:43.387	1:04.787	21.443	24.633	18.711	89.8	93.3
5	10:39:49.222	1:05.835	21.167	25.538	19.130	89.2	91.8
6	10:40:52.775	1:03.553	20.700	24.270	18.583	92.1	93.2
7	10:41:55.843	1:03.068	20.227	24.024	18.817	91.3	92.3
8	10:43:00.054	1:04.211	20.555	24.771	18.885	91.7	92.3
9	10:44:05.618	1:05.564	20.240	26.040	19.284	83.2	91.9
10	10:45:09.264	1:03.646	20.365	24.456	18.825	90.4	92.1

(19) Dave FORDYCE

1	10:35:31.326			25.303	19.038	89.5	89.7
2	10:36:35.233	1:03.907	20.682	24.268	18.957	89.7	89.2
3	10:37:39.172	1:03.939	20.767	24.304	18.868	88.2	88.4
4	10:38:44.049	1:04.877	21.156	24.791	18.930	88.1	90.0
5	10:39:49.353	1:05.304	21.052	25.419	18.833	89.6	88.3
6	10:40:53.370	1:04.017	20.856	24.456	18.705	88.9	89.2
7	10:41:56.793	1:03.423	20.385	24.319	18.719	89.0	88.9
8	10:43:01.534	1:04.741	20.598	25.062	19.081	85.9	89.0
9	10:44:05.500	1:03.966	20.412	24.537	19.017	86.7	88.1
10	10:45:10.058	1:04.558	20.747	24.491	19.320	89.7	88.4

(58) Barry STEWART

1	10:35:35.185			24.994	19.128		89.7
2	10:36:40.080	1:04.895	21.413	24.730	18.752		88.9
3	10:37:44.298	1:04.218	20.800	24.669	18.749		88.5
4	10:38:48.499	1:04.201	20.887	24.508	18.806		89.4
5	10:39:52.360	1:03.861	20.744	24.498	18.619		88.4
6	10:40:56.406	1:04.046	20.797	24.630	18.619		89.6
7	10:42:00.019	1:03.613	20.514	24.546	18.553		89.6
8	10:43:04.897	1:04.878	20.729	25.302	18.847		89.7
9	10:44:10.152	1:05.255	20.906	25.135	19.214		89.1

(135) Kristopher LENNIE

1	10:35:33.492			26.123	19.242	90.3	92.1
2	10:36:38.429	1:04.937	21.095	24.912	18.930	91.6	91.3
3	10:37:42.604	1:04.175	20.934	24.784	18.457	90.7	92.2
4	10:38:47.112	1:04.508	21.001	25.051	18.456	90.4	92.8
5	10:39:51.375	1:04.263	20.769	24.721	18.773	90.7	92.1

(179) Paul CHAMBERLAIN

1	10:35:34.136			26.466	19.863		88.4	87.2
2	10:36:41.104	1:06.968	21.584	26.010	19.374		87.8	87.8
3	10:37:47.754	1:06.650	21.221	25.693	19.736		86.8	88.2
4	10:38:54.671	1:06.917	21.524	25.886	19.507		85.8	88.8
5	10:40:00.644	1:05.973	21.134	25.354	19.485		85.8	86.5
6	10:41:06.598	1:05.954	21.258	25.589	19.107		87.6	88.1
7	10:42:12.323	1:05.725	20.980	25.525	19.220		85.7	89.7
8	10:43:20.129	1:07.806	22.537	25.607	19.662		86.7	89.4
9	10:44:25.934	1:05.805	21.047	25.351	19.407		85.8	88.6

(88) Chris GALLETTY

1	10:35:34.733			26.795	19.452			90.8
2	10:36:42.275	1:07.542	22.362					88.5
3	10:37:49.751	1:07.476	22.176					89.2
4	10:38:56.762	1:07.011	22.030					90.4
5	10:40:03.436	1:06.674	21.788					90.0
6	10:41:10.762	1:07.326	22.161					91.8
7	10:42:18.274	1:07.512	22.805					92.4
8	10:43:24.791	1:06.517	21.915					91.4
9	10:44:31.308	1:06.517	21.856	25.521	19.140			90.1

(244) Nathan MOCHAN

1	10:35:35.619			26.328	20.039		91.7	92.2
2	10:36:43.735	1:08.116	22.262	26.309	19.545		91.1	92.3
3	10:37:51.238	1:07.503	21.986	25.992	19.525		90.8	92.6
4	10:38:58.335	1:07.097	22.055	25.791	19.251		91.1	92.9
5	10:40:05.672	1:07.337	21.880	26.020	19.437		91.3	92.4
6	10:41:12.889	1:07.217	21.859	25.993	19.365		91.4	92.7
7	10:42:20.080	1:07.191	22.082	25.707	19.402		91.7	92.9
8	10:43:26.632	1:06.552	21.629	25.714	19.209		89.4	93.5
9	10:44:34.332	1:07.700	22.184	25.866	19.650		92.4	93.7

(535) Chris FENTON

1	10:35:39.579			28.208	20.587		84.5	89.8
2	10:36:53.120	1:13.541	24.058	28.314	21.169		84.7	87.3
3	10:38:07.260	1:14.140	24.823	28.654	20.663		83.6	89.1
4	10:39:20.897	1:13.637	24.533	28.450	20.654		84.6	88.8
5	10:40:36.419	1:15.522	25.836	28.676	21.010		86.0	89.2
6	10:41:50.274	1:13.855	25.348	28.188	20.319		86.6	88.8
7	10:43:04.069	1:13.795	24.191	28.564	21.040		84.9	89.6
8	10:44:18.685	1:14.616	24.951	28.721	20.944		83.0	89.2

(97) Graeme JOHNSTONE

1	10:35:27.902			24.062	18.627			87.5
2	10:36:30.869	1:02.967	20.714	24.065	18.188			93.5
3	10:37:32.820	1:01.951	20.260	23.557	18.134			93.3
4	10:38:35.666	1:02.846	20.570	24.150	18.126			93.6
5	10:39:38.362	1:02.696	20.410	24.180	18.106			93.2
6	10:40:40.611	1:02.249	20.392	23.916	17.941			93.2
7	10:41:44.166	1:03.555	21.170	24.257	18.128			93.3
8	10:42:46.419	1:02.253	20.341	23.754	18.158			93.6
9	10:43:48.160	1:01.741	19.886	23.852	18.003			93.9

Clerk of the Course

Sig : Time :

Chief Timekeeper : Ian Sharp (SMART Timing)

Results available at www.smart-timing.co.uk and www.speedhive.com

Printed: 31/05/2026 10:47:13

Orbits

MSC National Motorcycle racing
Lapchart
Scottish Championship CB500's
Knockhill 1.267 miles
Race 12a - 2nd Race
31/05/2026 10:30
Race (10 Laps) started at 10:34:21


Competitors	Laps									
	1	2	3	4	5	6	7	8	9	10
Steven ALLAN (172)	172	172	172	187	172	187	172	187	187	187
Fraser MUTCH (187)	187	187	187	172	187	172	187	172	172	172
Finn CHALK (87)	87	87	87	87	87	87	87	87	87	87
Ronan MEEK (38)	38	10	10	10	10	38	10	38	38	38
Declan MacLENNAN (10)	10	38	38	38	38	10	38	10	10	7
Drew PATON (80)	80	7	7	7	7	7	7	7	7	10
Martin LYELL (70)	70	80	80	80	80	80	80	80	80	80
Graham LYELL (7)	7	70	70	70	70	70	70	70	70	70
Jamie ANDERSON (303)	303	303	36	36	36	36	36	36	36	36
Crichton CAMPBELL (36)	36	36	303	303	303	303	303	303	303	303
Graeme JOHNSTONE (97)	97	97	97	97	97	97	97	97	97	189
Dylan WAPLINGTON (116)	116	189	189	189	189	189	189	189	189	85
David MUNRO (189)	189	116	68	68	116	85	85	85	85	116
Robert COLEMAN (17)	17	17	116	116	68	116	116	116	29	29
Graham FARQUHARSON (68)	68	68	17	17	85	68	68	29	116	68
Dave FORDYCE (19)	19	19	19	19	29	29	29	17	68	17
Ewan AUSTIN (29)	29	29	29	85	17	17	17	68	19	19
James HESSON (85)	85	85	85	29	19	19	19	19	17	17
Kristopher LENNIE (135)	135	135	135	135	135	135	135	58	58	58
Paul CHAMBERLAIN (179)	179	58	58	58	58	58	58	135	135	135
Chris GALLETTY (88)	88	179	179	179	179	179	179	179	179	179
Barry STEWART (58)	58	88	88	88	88	88	88	88	88	88
Nathan MOCHAN (244)	244	244	244	244	244	244	244	244	244	244
Chris FENTON (535)	535	535	535	535	535	535	535	535	535	535
-	25									
-	26									
-	27									

Clerk of the Course
Orbits

Sig : **Time :**
Chief Timekeeper : Ian Sharp (SMART Timing)
Results available at www.smart-timing.co.uk and www.speedhive.com

Printed: 31/05/2026 10:47:36


KMSC National Motorcycle racing

KMSC CB500's

Knockhill 1.267 miles

Race 19 - 2nd Race

31/05/2026 13:30

Race (12 Laps)

POLE POSITION

1	1 187 Fraser MUTCH	2 172 Steven ALLAN	3 87 Finn CHALK
2	4 38 Ronan MEEK	5 7 Graham LYELL	6 10 Declan MacLENNAN
3	7 80 Drew PATON	8 70 Martin LYELL	9 36 Crichton CAMPBELL
4	10 303 Jamie ANDERSON	11 189 David MUNRO	12 85 James HESSON
5	13 116 Dylan WAPLINGTON	14 29 Ewan AUSTIN	15 68 Graham FARQUHARSON
6	16 17 Robert COLEMAN	17 19 Dave FORDYCE	18 58 Barry STEWART
7	19 135 Kristopher LENNIE	20 179 Paul CHAMBERLAIN	21 88 Chris GALLETLY
8	22 244 Nathan MOCHAN	23 535 Chris FENTON	24 97 Graeme JOHNSTONE
9	25 139 Charlene LESSELLS	26 33 William MALCOLM	27 331 Neil RAE

Clerk of the Course

Orbits

Sig : Time :
 Chief Timekeeper : Ian Sharp (SMART Timing)
 Results available at www.smart-timing.co.uk and www.speedhive.com



KMSC National Motorcycle racing

Sorted on Laps

Scottish Championship Lightweights

Knockhill 1.267 miles

Race 14 - 2nd Race

31/05/2026 10:45

Race (10 Laps) started at 10:54:05

Pos	No.	Name	Make/Model	CC	Class	Laps	Total Tm	Diff	Best Tm	In Lap	Avg. Speed
1	63	Jack DUNABIE	Beon	450	SL	10	8:45.630		51.907	6	86.774
2	146	Kian McDONALD	Aprilia	660	SL	10	9:03.518	17.888	53.411	7	83.918
3	134	Kenneth MacLEOD	BMW	900	SL	10	9:04.209	18.579	53.790	4	83.811
4	123	Johnny STEWART	Aprilia	660	SL	10	9:04.737	19.107	53.774	7	83.730
5	87	Fraser MUTCH	BMW	900	SL	10	9:11.143	25.513	54.318	3	82.757
6	45	Marley MacKENZIE	Kawasaki	400	SL C	10	9:11.697	26.067	54.055	5	82.674
7	38	Adon DAVIE	Honda	250	SL	10	9:15.282	29.652	54.372	10	82.140
8	19	Tyler HUMPHRIES	Beon	250	SL C	10	9:15.481	29.851	54.345	10	82.111
9	31	Lewis PATERSON		600	SL C	10	9:18.433	32.803	54.807	9	81.677
10	7	Finn CHALK	BMW	900	SL	10	9:19.615	33.985	55.090	9	81.504
11	93	Ryan MORRISON	Aprilia	660	SL	10	9:20.205	34.575	55.007	10	81.418
12	2	Kade WATT	Kawasaki	400	SL C	10	9:26.509	40.879	55.904	9	80.512
13	10	Declan MacLENNAN	BMW	900	SL	10	9:26.788	41.158	55.769	9	80.473
14	110	Chris EASTWOOD	Aprilia	660	SL	10	9:37.744	52.114	56.579	10	78.947
15	96	Zoe PATERSON	Aprilia	660	SL	10	9:38.091	52.461	56.802	2	78.899
16	94	Barry O'DONNELL	Aprilia	660	SL C	9	8:55.318	1 Lap	57.232	7	76.683
17	999	Tony ALEXANDER	BMW	900	SL	9	8:56.676	1 Lap	58.463	3	76.489
18	52	Michael THOMSON	KTM Kramer	690	SL C	9	9:13.814	1 Lap	59.857	2	74.122
19	44	Evan PUNTON	Suzuki	650	SL C	8	8:49.584	2 Laps	1:03.716	7	68.901
20	22	Andrew NEIL	Yamaha	400	SL C	8	8:52.615	2 Laps	1:04.968	7	68.509
Not classified											
DNS	3	Ben McLUSKEY	BMW	900	SL			DNS		0	-
DNS	40	Archie ORMROD	Kawasaki	400	SL C			DNS		0	-

Margin of Victory	Avg. Speed	Best Lap Tm	Best Speed	Best Lap by
17.888	86.774	51.907	87.870	63 - Jack DUNABIE

Clerk of the Course

Orbits

Sig : Time :

Chief Timekeeper : Ian Sharp (SMART Timing)

Results available at www.smart-timing.co.uk and www.speedhive.com

Printed: 31/05/2026 11:05:02



KMSC National Motorcycle racing

Scottish Championship Lightweights

Race 14 - 2nd Race

Race (10 Laps) started at 10:54:05

Knockhill 1.267 miles

31/05/2026 10:45

Lap	Time of Day	Lap Tm	S1	S2	S3	S2Spd	SFSpd
(63) Jack DUNABIE							
1	10:54:59.938			19.912	14.946	119.2	116.5
2	10:55:51.969	52.031	17.287	19.907	14.837	119.2	116.1
3	10:56:44.091	52.122	17.344	19.873	14.905	119.0	115.1
4	10:57:36.255	52.164	17.258	19.990	14.916	119.4	116.3
5	10:58:29.010	52.755	17.581	20.166	15.008	118.6	115.3
6	10:59:20.917	51.907	17.247	19.796	14.864	118.6	116.7
7	11:00:12.851	51.934	17.147	19.871	14.916	117.9	115.9
8	11:01:05.038	52.187	17.213	19.951	15.023	119.0	115.5
9	11:01:57.660	52.622	17.857	19.931	14.834	118.8	115.5
10	11:02:51.037	53.377	17.177	21.306	14.894	118.6	116.9

Lap	Time of Day	Lap Tm	S1	S2	S3	S2Spd	SFSpd
(146) Kian McDONALD							
1	10:55:01.979			20.629	15.640		114.7
2	10:55:56.340	54.361	18.064	20.712	15.585		114.3
3	10:56:50.660	54.320	18.031	20.824	15.465		115.7
4	10:57:44.364	53.704	17.920	20.413	15.371		115.5
5	10:58:38.717	54.353	18.022	20.702	15.629		115.1
6	10:59:33.664	54.947	18.623	21.075	15.249		116.7
7	11:00:27.075	53.411	17.688	20.350	15.373		114.7
8	11:01:20.842	53.767	17.766	20.471	15.530		115.1
9	11:02:15.220	54.378	18.204	20.688	15.486		116.1
10	11:03:08.925	53.705	17.856	20.468	15.381		114.9

Lap	Time of Day	Lap Tm	S1	S2	S3	S2Spd	SFSpd
(134) Kenneth MacLEOD							
1	10:55:02.534			20.635	15.848	115.3	110.4
2	10:55:56.868	54.334	17.873	20.720	15.741	113.9	110.2
3	10:56:51.179	54.311	17.925	20.621	15.765	116.1	111.1
4	10:57:44.969	53.790	17.753	20.499	15.538		111.5
5	10:58:39.113	54.144	17.698	20.645	15.801	116.1	111.7
6	10:59:33.359	54.246	17.949	20.819	15.478	113.7	111.3
7	11:00:27.505	54.146	17.643	20.519	15.984	113.5	111.3
8	11:01:21.436	53.931	17.740	20.537	15.654	114.5	111.3
9	11:02:15.722	54.286	17.857	20.953	15.476	114.1	111.8
10	11:03:09.616	53.894	17.709	20.616	15.569	115.9	111.3

Lap	Time of Day	Lap Tm	S1	S2	S3	S2Spd	SFSpd
(123) Johnny STEWART							
1	10:55:03.339			20.885	15.621		115.7
2	10:55:57.728	54.389	17.954	20.740	15.695		115.1
3	10:56:51.798	54.070	17.814	20.617	15.639		115.7
4	10:57:45.879	54.081	17.790	20.412	15.879		115.1
5	10:58:39.994	54.115	17.895	20.606	15.614	116.1	
6	10:59:34.388	54.394	17.769	20.970	15.655		114.5
7	11:00:28.162	53.774	17.717	20.448	15.609		115.1
8	11:01:22.155	53.993	17.868	20.519	15.606		115.5
9	11:02:16.155	54.000	17.647	20.704	15.649		116.1
10	11:03:10.144	53.989	17.719	20.612	15.658		115.7

Lap	Time of Day	Lap Tm	S1	S2	S3	S2Spd	SFSpd
(87) Fraser MUTCH							
1	10:55:03.763			21.308	16.111	109.3	111.7
2	10:55:58.657	54.894	18.147	20.839	15.908	112.6	110.4
3	10:56:52.975	54.318	17.952	20.582	15.784	112.0	111.1
4	10:57:47.428	54.453	18.027	20.593	15.833	111.3	109.8
5	10:58:41.827	54.399	17.878	20.632	15.889	112.0	111.5
6	10:59:37.006	55.179	18.201	21.179	15.799	109.7	110.2
7	11:00:31.615	54.609	17.880	20.875	15.854	110.9	109.1
8	11:01:26.274	54.659	17.999	20.765	15.895	110.2	110.7
9	11:02:21.039	54.765	17.752	21.185	15.828	110.2	111.1
10	11:03:16.550	55.511	18.005	21.608	15.898	111.3	110.2

Lap	Time of Day	Lap Tm	S1	S2	S3	S2Spd	SFSpd
(45) Marley MacKENZIE							
1	10:55:04.478			21.516	16.024	108.4	105.8
2	10:55:59.239	54.761	17.975	20.791	15.995		105.7
3	10:56:53.505	54.266	17.677	20.749	15.840	110.0	106.4
4	10:57:47.939	54.434	17.647	20.750	16.037	110.6	105.7
5	10:58:41.994	54.055	17.604	20.662	15.789	111.1	105.8
6	10:59:37.504	55.510	18.206	21.298	16.006	108.6	105.5
7	11:00:32.027	54.523	17.703	20.810	16.010	110.2	105.3
8	11:01:26.363	54.336	17.722	20.805	15.809	110.9	105.2
9	11:02:21.054	54.691	17.943	21.014	15.734	111.8	104.4
10	11:03:17.104	56.050	18.056	21.824	16.170	109.5	103.1

(38) Adon DAVIE							
------------------------	--	--	--	--	--	--	--

Lap	Time of Day	Lap Tm	S1	S2	S3	S2Spd	SFSpd
1	10:55:06.971			21.768	16.587	108.1	105.5
2	10:56:02.214	55.243	18.226	21.013	16.004	107.7	103.7
3	10:56:56.986	54.772	17.782	20.799	16.191	109.3	104.2
4	10:57:52.397	55.411	17.896	21.324	16.191	108.6	104.4
5	10:58:47.157	54.760	17.973	20.732	16.055	106.4	103.9
6	10:59:41.833	54.676	17.742	20.791	16.143	107.9	103.6
7	11:00:37.245	55.412	18.040	20.832	16.540	107.5	102.1
8	11:01:31.703	54.458	17.762	20.755	15.941	108.1	103.2
9	11:02:26.317	54.614	17.848	20.763	16.003	104.9	103.1
10	11:03:20.689	54.372	17.728	20.767	15.877	105.7	103.6

Lap	Time of Day	Lap Tm	S1	S2	S3	S2Spd	SFSpd
(19) Tyler HUMPHRIES							
1	10:55:05.496			21.623	16.398	108.1	103.6
2	10:56:00.922	55.426	18.334	21.039	16.053	107.4	103.6
3	10:56:56.383	55.461	18.086	21.199	16.176	106.9	103.7
4	10:57:51.561	55.178	18.069	20.976	16.133		103.4
5	10:58:46.490	54.929	18.035	21.013	15.881	104.7	104.4
6	10:59:41.592	55.102	17.961	21.051	16.090	106.7	103.6
7	11:00:36.737	55.145	18.058	20.977	16.110		103.4
8	11:01:31.734	54.997	18.019	20.961	16.017		103.9
9	11:02:26.543	54.809	18.038	20.878	15.893	106.7	103.6
10	11:03:20.888	54.345	17.848	20.789	15.708	107.9	105.0

Lap	Time of Day	Lap Tm	S1	S2	S3	S2Spd	SFSpd
(31) Lewis PATERSON							
1	10:55:05.434			21.647	16.694	108.4	106.4
2	10:56:01.149	55.715	18.247	21.186	16.282	107.5	106.2
3	10:56:57.048	55.899	18.334	21.066	16.499	108.6	106.4
4	10:57:52.642	55.594	18.400	20.995	16.199	108.1	106.4
5	10:58:47.970	55.328	18.216	21.051	16.061	108.6	106.9
6	10:59:43.489	55.519	18.160	21.208	16.151	108.2	106.7
7	11:00:39.105	55.616	18.653	20.915	16.048	106.4	105.5
8	11:01:34.089	54.984	18.014	20.886	16.084	105.2	105.7
9	11:02:28.896	54.807	17.916	20.836	16.055	106.4	105.7
10	11:03:23.840	54.944	18.031	20.850	16.063	106.9	105.7

Lap	Time of Day	Lap Tm	S1	S2	S3	S2Spd	SFSpd
(7) Finn CHALK							
1	10:55:04.819			21.463	16.031		111.1
2	10:56:00.433	55.614	18.525	21.143	15.946		110.2
3	10:56:56.286	55.853	18.450	21.202	16.201		111.5
4	10:57:52.014	55.728	18.389	21.208	16.131		110.2
5	10:58:47.528	55.514	18.561	21.027	15.926		111.3
6	10:59:43.039	55.511	18.292	21.257	15.962		110.4
7	11:00:39.394	56.355	19.261	21.148	15.946		109.7
8	11:01:34.768	55.374	18.453	21.029	15.892		110.7
9	11:02:29.858	55.090					

KMSC National Motorcycle racing

Scottish Championship Lightweights

Knockhill 1.267 miles

Race 14 - 2nd Race

31/05/2026 10:45

Race (10 Laps) started at 10:54:05

Lap	Time of Day	Lap Tm	S1	S2	S3	S2Spd	SFSpd
3	10:56:58.822	56.124	18.419	21.486	16.219		109.8
4	10:57:55.127	56.305	18.601	21.311	16.393		109.1
5	10:58:51.731	56.604	18.687	21.848	16.069		110.0
6	10:59:47.761	56.030	18.406	21.460	16.164		108.9
7	11:00:43.959	56.198	18.446	21.599	16.153		109.7
8	11:01:39.980	56.021	18.447	21.492	16.082		110.2
9	11:02:35.749	55.769	18.466	21.246	16.057		110.4
10	11:03:32.195	56.446	18.528	21.773	16.145		110.4

(110) Chris EASTWOOD

1	10:55:07.400			22.659	16.050		113.7
2	10:56:04.567	57.167	18.929	21.836	16.402		111.3
3	10:57:01.922	57.355	18.687	21.995	16.673		111.7
4	10:57:59.563	57.641	19.269	21.981	16.391		112.4
5	10:58:56.787	57.224	18.795	21.960	16.469		112.0
6	10:59:53.889	57.102	18.593	22.213	16.296		112.0
7	11:00:50.885	56.996	18.709	21.930	16.357		112.0
8	11:01:49.398	58.513	18.920	23.216	16.377		112.0
9	11:02:46.572	57.174	18.658	21.980	16.536		112.2
10	11:03:43.151	56.579	18.444	22.037	16.098		110.9

(96) Zoe PATERSON

1	10:55:07.949			22.491	16.546	109.3	108.6
2	10:56:04.751	56.802	18.694	21.764	16.344	109.8	109.1
3	10:57:01.801	57.050	19.062	21.656	16.332	109.5	107.9
4	10:57:58.803	57.002	19.105	21.443	16.454	109.1	107.9
5	10:58:56.016	57.213	18.847	21.597	16.769	108.1	108.1
6	10:59:53.014	56.998	18.802	21.702	16.494	107.7	107.4
7	11:00:49.839	56.825	18.782	21.535	16.508	108.2	107.4
8	11:01:48.110	58.271	18.949	22.457	16.865	107.4	106.7
9	11:02:46.450	58.340	19.366	22.348	16.626	108.2	107.2
10	11:03:43.498	57.048	18.853	21.852	16.343	110.9	107.2

(94) Barry O'DONNELL

1	10:55:09.188			22.780	16.731		113.7
2	10:56:07.968	58.780	19.422	22.643	16.715		112.8
3	10:57:05.420	57.452	18.899				112.8
4	10:58:12.092	1:06.672	25.568	23.894	17.210		113.2
5	10:59:09.790	57.698	18.826	22.231	16.641		112.6
6	11:00:07.551	57.761	18.957	22.049	16.755		112.2
7	11:01:04.783	57.232	18.810				112.2
8	11:02:03.186	58.403	19.263	22.093	17.047		112.6
9	11:03:00.725	57.539	18.863				113.9

(99) Tony ALEXANDER

1	10:55:08.948			22.832	16.731	108.8	109.3
2	10:56:08.178	59.230	19.467	22.835	16.928	108.8	109.5
3	10:57:06.641	58.463	19.332	22.539	16.592		107.7
4	10:58:05.770	59.129	19.716	22.757	16.656		107.4
5	10:59:05.139	59.369	19.697	22.984	16.688		107.2
6	11:00:04.558	59.419	19.803	22.724	16.892		106.7
7	11:01:03.885	59.327	19.641	22.873	16.813		107.4
8	11:02:03.294	59.409	19.643	22.635	17.131		106.7
9	11:03:02.083	58.789	19.491	22.647	16.651		108.1

(52) Michael THOMSON

1	10:55:11.461			23.515	17.389		108.1
2	10:56:11.318	59.857	19.605	22.715	17.537		105.7
3	10:57:11.420	1:00.102	19.893	22.639	17.570		105.8
4	10:58:13.424	1:02.004	20.160	23.857	17.987		105.0
5	10:59:14.680	1:01.256	20.395	23.017	17.844		105.5
6	11:00:15.541	1:00.861	20.271	22.814	17.776		104.7
7	11:01:16.213	1:00.672	19.702	23.093	17.877		103.7
8	11:02:18.274	1:02.061	20.186	24.230	17.645		105.0
9	11:03:19.221	1:00.947	20.181	23.147	17.619		104.7

(44) Evan PUNTON

1	10:55:22.689			26.580	19.217	97.1	96.0
2	10:56:29.431	1:06.742	22.101	25.895	18.746		96.4
3	10:57:34.958	1:05.527	21.564	25.439	18.524		96.7
4	10:58:39.287	1:04.329	20.940	25.198	18.191		99.4
5	10:59:43.258	1:03.971	20.848	24.943	18.180		97.1
6	11:00:47.378	1:04.120	20.931	24.981	18.208	98.1	98.0
7	11:01:51.094	1:03.716	20.752	24.462	18.502		99.0

Clerk of the Course

Sig : _____ Time : _____
 Chief Timekeeper : Ian Sharp (SMART Timing)
 Results available at www.smart-timing.co.uk and www.speedhive.com

Printed: 31/05/2026 11:05:18

Orbits



KMSC National Motorcycle racing

Lapchart

Scottish Championship Lightweights

Knockhill 1.267 miles

Race 14 - 2nd Race

31/05/2026 10:45

Race (10 Laps) started at 10:54:05



Competitors	Laps										
	1	2	3	4	5	6	7	8	9	10	
Jack DUNABIE (63)	1	63	63	63	63	63	63	63	63	63	63
Kian McDONALD (146)	2	146	146	146	146	146	134	146	146	146	146
Kenneth MacLEOD (134)	3	134	134	134	134	134	146	134	134	134	134
Johnny STEWART (123)	4	123	123	123	123	123	123	123	123	123	123
Fraser MUTCH (87)	5	87	87	87	87	87	87	87	87	87	87
Marley MacKENZIE (45)	6	45	45	45	45	45	45	45	45	45	45
Finn CHALK (7)	7	7	7	7	19	19	19	19	38	38	38
Lewis PATERSON (31)	8	31	19	19	7	38	38	38	19	19	19
Tyler HUMPHRIES (19)	9	19	31	38	38	7	7	31	31	31	31
Ryan MORRISON (93)	10	93	93	31	31	31	31	7	7	7	7
Declan MacLENNAN (10)	11	10	38	93	93	93	93	93	93	93	93
Kade WATT (2)	12	2	10	10	10	2	2	2	2	2	2
Adon DAVIE (38)	13	38	2	2	2	10	10	10	10	10	10
Chris EASTWOOD (110)	14	110	110	96	96	96	96	96	96	96	110
Zoe PATERSON (96)	15	96	96	110	110	110	110	110	110	110	96
Tony ALEXANDER (999)	16	999	94	94	999	999	999	999	94	94	94
Barry O'DONNELL (94)	17	94	999	999	94	94	94	94	999	999	999
Michael THOMSON (52)	18	52	52	52	52	52	52	52	52	52	52
Andrew NEIL (22)	19	22	22	22	22	22	44	44	44	44	44
Evan PUNTON (44)	20	44	44	44	44	44	22	22	22	22	22
-	21										
-	22										

Clerk of the Course

Orbits

Sig : **Time :**
Chief Timekeeper : Ian Sharp (SMART Timing)
Results available at www.smart-timing.co.uk and www.speedhive.com



KMSC National Motorcycle racing

KMSC Lightweights

Knockhill 1.267 miles

Race 20 - 2nd Race

31/05/2026 13:45

Race (12 Laps)

POLE POSITION

1
1
63 Jack DUNABIE

2
146 Kian McDONALD

3
134 Kenneth MacLEOD

2
4
123 Johnny STEWART

5
87 Fraser MUTCH

6
45 Marley MacKENZIE

3
7
38 Adon DAVIE

8
19 Tyler HUMPHRIES

9
31 Lewis PATERSON

4
10
7 Finn CHALK

11
93 Ryan MORRISON

12
2 Kade WATT

5
13
10 Declan MacLENNAN

14
110 Chris EASTWOOD

15
96 Zoe PATERSON

6
16
94 Barry O'DONNELL

17
999 Tony ALEXANDER

18
52 Michael THOMSON

7
19
44 Evan PUNTON

20
22 Andrew NEIL

21
3 Ben McCLUSKEY

8
22
40 Archie ORMROD

Clerk of the Course

Orbits

Sig : Time :
Chief Timekeeper : Ian Sharp (SMART Timing)
Results available at www.smart-timing.co.uk and www.speedhive.com



KMSC National Motorcycle racing
Sorted on Laps
Scottish Championship Supersport
Knockhill 1.267 miles
Race 15 - 2nd Race
31/05/2026 11:00
Race (10 Laps) started at 11:23:14

Pos	No.	Name	Make/Model	CC	Class	Laps	Total Tm	Diff	Best Tm	In Lap	Avg. Speed
1	81	Keo WALKER	Triumph	765	S6	6	5:14.644		51.689	4	86.976
2	75	Harry PULLAR	Yamaha	600	S6	6	5:17.851	3.207	52.129	3	86.099
3	123	Johnny STEWART	Aprilia	660	S6	6	5:18.847	4.203	52.282	3	85.830
4	61	Liam KEIRNAN	Yamaha	600	S6 C	6	5:22.727	8.083	52.599	4	84.798
5	67	Ryan BURNS	Kawasaki	636	S6	6	5:25.011	10.367	53.000	6	84.202
6	71	Chris COOK	Kawasaki	636	S6	6	5:26.095	11.451	53.319	6	83.922
7	5	Scott SHAND	Ducati	998	S6	6	5:26.427	11.783	53.193	6	83.837
8	69	Brandon RUSSELL	Yamaha	600	S6	6	5:27.039	12.395	53.531	5	83.680
9	34	Kenneth THIRLWALL	Kawasaki	636	S6	6	5:27.626	12.982	53.457	5	83.530
10	74	David McARTHUR	Yamaha	600	S6	6	5:29.690	15.046	53.847	6	83.007
11	26	Charlie REYNOLDS	Yamaha	600	S6	6	5:30.545	15.901	53.278	3	82.792
12	134	Kenneth MacLEOD	BMW	900	S6	6	5:30.594	15.950	54.050	6	82.780
13	7	Jon-Paul ADIE	Yamaha	600	S6	6	5:36.012	21.368	54.662	3	81.445
14	28	Liam GUILD	Kawasaki	600	S6 C	6	5:39.752	25.108	55.073	5	80.549
15	96	Barry BISSETT	Triumph	765	S6	6	5:39.762	25.118	55.218	2	80.546
16	11	Patrick FORMAN	Suzuki	750	S6	6	5:41.272	26.628	55.772	2	80.190
17	32	Alex BRODIE	Kawasaki	600	S6 C	6	5:41.578	26.934	55.435	5	80.118
18	277	Lee McALISTER	Yamaha	600	S6 C	6	5:42.390	27.746	55.686	6	79.928
19	23	Kyle FLORENCE	Yamaha	600	S6 C	6	5:50.571	35.927	57.070	2	78.063
20	3	Ben YARROW	Honda	600	S6 C	5	5:20.109	1 Lap	1:02.820	2	71.243
Not classified (from pos 21)											
	6	Christopher FRASER	Triumph	765	S6	6	6:00.697	46.053	59.002	4	75.871
DNS	171	Daniel GOODMAN		600	S6			DNS		0	-
DNS	47	Steven HADDOW	Suzuki	749	S6			DNS		0	-
DNS	10	Chris HODGSON	Honda	600	S6 C			DNS		0	-

Announcements

RED FLAG after Leader completed 1 Lap - Race re-started on original Grid over 10 Laps

Bike No.47 - Did not take re-start

RED FLAG after Leader completed 7 Laps - Result declared at 6 Laps

Bike No.6 not classified - Not moving under own power at time of Red Flag

Margin of Victory	Avg. Speed	Best Lap Tm	Best Speed	Best Lap by
3.207	86.976	51.689	88.241	81 - Keo WALKER

Clerk of the Course
Orbits

Sig : Time :

Chief Timekeeper : Ian Sharp (SMART Timing)

 Results available at www.smart-timing.co.uk and www.speedhive.com

Printed: 31/05/2026 11:34:26



KMSC National Motorcycle racing

Scottish Championship Supersport

Knockhill 1.267 miles

Race 15 - 2nd Race

31/05/2026 11:00

Race (10 Laps) started at 11:23:14

Lap	Time of Day	Lap Tm	S1	S2	S3	S2Spd	SFSpd
(81) Keo WALKER							
1	11:24:09.250			20.007	14.958	126.6	125.9
2	11:25:01.183	51.933	17.178	19.825	14.930	126.1	126.1
3	11:25:53.259	52.076	17.293	19.943	14.840	125.9	125.9
4	11:26:44.948	51.689	17.192	19.832	14.665	126.6	
5	11:27:36.856	51.908	17.301	19.758	14.849		126.1
6	11:28:29.604	52.748	17.211	20.548	14.989	125.7	126.1
(75) Harry PULLAR							
1	11:24:10.806			20.291	15.097	122.2	123.1
2	11:25:02.980	52.174	17.487	19.806	14.881	125.0	124.0
3	11:25:55.109	52.129	17.296	19.899	14.934	124.7	123.6
4	11:26:47.575	52.466	17.453	20.167	14.846	121.8	122.9
5	11:27:39.995	52.420	17.414	20.019	14.987	123.1	122.7
6	11:28:32.811	52.816	17.535	20.090	15.191	123.4	122.2
(123) Johnny STEWART							
1	11:24:09.932			20.129	15.210		123.8
2	11:25:02.364	52.432	17.381	20.035	15.016	124.5	
3	11:25:54.646	52.282	17.326	19.920	15.036		124.0
4	11:26:48.485	53.839	17.911	20.626	15.302		123.6
5	11:27:40.936	52.451	17.416	20.093	14.942		124.0
6	11:28:33.807	52.871	17.425	19.995	15.451		124.3
(61) Liam KEIRNAN							
1	11:24:12.365			20.963	15.058	128.8	125.2
2	11:25:06.313	53.948	18.017	20.621	15.310	125.7	122.5
3	11:25:59.423	53.110	17.499	20.607	15.004	126.1	123.8
4	11:26:52.022	52.599	17.295	20.229	15.075	125.7	124.3
5	11:27:44.847	52.825	17.324	20.340	15.161	125.9	124.3
6	11:28:37.687	52.840	17.425	20.283	15.132	126.9	124.5
(67) Ryan BURNS							
1	11:24:11.830			20.714	15.228	124.0	126.9
2	11:25:05.998	54.168	18.099	20.637	15.432	123.1	124.7
3	11:26:00.038	54.040	17.795	21.042	15.203	123.8	124.7
4	11:26:53.471	53.433	17.572	20.622	15.239	123.6	125.0
5	11:27:46.971	53.500	17.629	20.545	15.326	124.0	125.2
6	11:28:39.971	53.000	17.540	20.465	14.995	124.3	124.7
(71) Chris COOK							
1	11:24:13.014			21.084	15.309		126.6
2	11:25:07.018	54.004	18.082	20.718	15.204	127.3	125.4
3	11:26:00.732	53.714	17.908	20.447	15.359	127.3	125.7
4	11:26:54.390	53.658	17.717	20.650	15.291	124.7	125.4
5	11:27:47.736	53.346	17.781	20.329	15.236	123.8	125.7
6	11:28:41.055	53.319	17.621	20.414	15.284		124.7
(5) Scott SHAND							
1	11:24:12.473			20.924	15.314	125.0	128.1
2	11:25:06.754	54.281	18.171	20.749	15.361	125.9	123.8
3	11:26:00.523	53.769	17.911	20.499	15.359	126.6	124.7
4	11:26:54.628	54.105	18.196	20.667	15.242	124.7	126.9
5	11:27:48.194	53.566	17.896	20.325	15.345	126.1	125.7
6	11:28:41.387	53.193	17.547	20.416	15.230	126.6	125.4
(69) Brandon RUSSELL							
1	11:24:12.780			21.018	15.361	125.4	126.1
2	11:25:07.256	54.476	18.060	21.060	15.356	124.5	126.1
3	11:26:00.949	53.693	18.134	20.557	15.002	126.9	125.7
4	11:26:54.732	53.783	17.887	20.673	15.223	125.4	125.9
5	11:27:48.263	53.531	17.955	20.367	15.209	126.9	125.7
6	11:28:41.999	53.736	17.702	20.280	15.754	128.3	124.7
(34) Kenneth THIRLWALL							
1	11:24:14.162			20.989	15.714	121.4	125.0
2	11:25:08.026	53.864	18.082	20.564	15.218	124.7	126.6
3	11:26:01.878	53.852	17.977	20.466	15.409	125.9	124.5
4	11:26:55.617	53.739	17.968	20.642	15.129	123.1	125.2
5	11:27:49.074	53.457	17.889	20.388	15.180	125.7	125.0
6	11:28:42.586	53.512	17.892	20.488	15.132	125.7	125.4
(74) David McARTHUR							

Lap	Time of Day	Lap Tm	S1	S2	S3	S2Spd	SFSpd
1	11:24:11.592			20.770	15.579	120.0	120.5
2	11:25:07.001	55.409	18.655	20.783	15.971	120.5	120.7
3	11:26:01.723	54.722	18.145	20.751	15.826	122.2	120.0
4	11:26:56.462	54.739	18.461	20.464	15.814	123.8	120.9
5	11:27:50.803	54.341	17.922	20.533	15.886	120.7	118.8
6	11:28:44.650	53.847	17.745	20.417	15.685	121.1	119.6
(26) Charlie REYNOLDS							
1	11:24:15.437			21.793	15.735		116.3
2	11:25:09.423	53.986	18.026	20.500	15.460		116.3
3	11:26:02.701	53.278	17.575	20.246	15.457	119.8	115.9
4	11:26:56.788	54.087	17.996	20.368	15.723		116.7
5	11:27:51.234	54.446	17.885	20.500	16.061		115.9
6	11:28:45.505	54.271	17.814	20.624	15.833		114.5
(134) Kenneth MacLEOD							
1	11:24:14.044			21.526	15.730	115.5	111.5
2	11:25:08.965	54.921	18.519	20.862	15.540	114.9	112.0
3	11:26:03.016	54.051	17.762	20.510	15.779	114.9	112.0
4	11:26:57.248	54.232	17.915	20.658	15.659	116.9	112.6
5	11:27:51.504	54.256	17.814	20.542	15.900	116.3	111.8
6	11:28:45.554	54.050	17.766	20.567	15.717	116.9	110.4
(7) Jon-Paul ADIE							
1	11:24:15.159			21.825	15.711	122.2	119.8
2	11:25:10.089	54.930	18.457	21.237	15.236	123.4	122.7
3	11:26:04.751	54.662	18.380	20.836	15.446	122.7	123.1
4	11:26:59.751	55.000	17.983	21.231	15.786	120.9	120.3
5	11:27:55.278	55.527	18.346	21.383	15.798	120.9	121.4
6	11:28:50.972	55.694	18.461	21.193	16.040	120.0	118.4
(28) Liam GUILD							
1	11:24:17.327			22.487	16.212	118.4	116.1
2	11:25:13.156	55.829	18.312	21.381	16.136	118.1	115.5
3	11:26:08.527	55.371	18.117	21.024	16.230	117.5	115.1
4	11:27:04.083	55.556	18.155	21.298	16.103	117.5	115.1
5	11:27:59.156	55.073	18.015	21.105	15.953	117.9	115.9
6	11:28:54.712	55.556	18.056	21.164	16.336	116.1	114.9
(96) Barry BISSETT							
1	11:24:15.825			21.696	15.959	118.8	122.0
2	11:25:11.043	55.218	18.372	21.313	15.533	119.8	123.6
3	11:26:06.721	55.678	18.479	21.331	15.868	119.2	120.7
4	11:27:02.735	56.014	18.576	21.352	16.086	117.3	120.9
5	11:27:58.518	55.783	18.525	21.364	15.894	118.4	121.6
6	11:28:54.722	56.204	18.896	21.313	15.995	119.8	121.6
(11) Patrick FORMAN							
1	11:24:16.222			21.748	16.145		119.0
2	11:25:11.994	55.772	18.346	21.391	16.035		118.6
3	11:26:08.058	56.064	18.332	21.514	16.218		116.1
4	11:27:04.357	56.299	18.420	21.454	16.425		117.5
5	11:28:00.212	55.855	18.343	21.302	16.210		118.4
6	11:28:56.232	56.020	18.330	21.337	16.353		117.1
(32) Alex BRODIE							
1	11:24:17.710			22.610	16.253	123.8	121.8
2	11:25:13.674	55.964	18.508	21.284	16.172	123.6	121.8
3	11:26:09.660	55.986	18.574	21.333	16.079	123.1	120.5
4	11:27:05.598	55.938	18.631	21.370	15.937	122.7	120.5
5	11:28:01.033	55.435	18.325	21.345	15.765	124.5	120.9
6	11:28:56.538	55.505	18.142	21.349	16.014	123.6	120.9
(277) Lee McALISTER							
1	11:24:16.907			22.217	16.277	119.8	116.9
2	11:25:13.232	56.325	18.415	21.610	16.300	116.5	116.5
3	11:26:09.376	56.144	18.669	21.558	15.917	118.6	116.9
4	11:27:05.270	55.894	18.487	21.354	16.053	119.0	

KMSC National Motorcycle racing

Scottish Championship Supersport

Knockhill 1.267 miles

Race 15 - 2nd Race

31/05/2026 11:00

Race (10 Laps) started at 11:23:14

Lap	Time of Day	Lap Tm	S1	S2	S3	S2Spd	SFSpd	Lap	Time of Day	Lap Tm	S1	S2	S3	S2Spd	SFSpd
3	11:26:12.603	57.245	18.854	22.051	16.340	119.6	121.4								
4	11:27:09.936	57.333	18.931	22.243	16.159	120.3	119.0								
5	11:28:07.727	57.791	19.196	21.928	16.667	118.8	118.4								
6	11:29:05.531	57.804	19.284	22.164	16.356	117.9	116.5								

(3) Ben YARROW

1	11:24:22.810			24.033	17.991	111.7	107.0
2	11:25:25.630	1:02.820	20.830	23.729	18.261	107.4	111.7
3	11:26:28.720	1:03.090	20.934	24.032	18.124	109.5	112.8
4	11:27:32.172	1:03.452	21.359	24.371	17.722	110.0	112.6
5	11:28:35.069	1:02.897	20.678	24.029	18.190	109.1	113.5

(6) Christopher FRASER

1	11:24:19.276			22.907	16.688	120.3	120.3
2	11:25:18.413	59.137	19.823	22.712	16.602	117.9	120.7
3	11:26:17.579	59.166	20.022	22.588	16.556	118.1	116.7
4	11:27:16.581	59.002	19.929	22.520	16.553	116.5	116.7
5	11:28:16.368	59.787	19.910	23.032	16.845	114.7	114.1
6	11:29:15.657	59.289	19.747	22.627	16.915	117.7	115.9

Clerk of the Course

Orbits

Sig : Time :

Chief Timekeeper : Ian Sharp (SMART Timing)

Results available at www.smart-timing.co.uk and www.speedhive.com

Printed: 31/05/2026 11:34:52

KMSC National Motorcycle racing

Lapchart

Scottish Championship Supersport

Knockhill 1.267 miles

Race 15 - 2nd Race

31/05/2026 11:00

Race (10 Laps) started at 11:23:14



Competitors	Laps					
	1	2	3	4	5	6
Keo WALKER (81)	1	81	81	81	81	81
Johnny STEWART (123)	2	123	123	123	75	75
Harry PULLAR (75)	3	75	75	75	123	123
David McARTHUR (74)	4	74	67	61	61	61
Ryan BURNS (67)	5	67	61	67	67	67
Liam KEIRNAN (61)	6	61	5	5	71	71
Scott SHAND (5)	7	5	74	71	5	5
Brandon RUSSELL (69)	8	69	71	69	69	69
Chris COOK (71)	9	71	69	74	34	34
Kenneth MacLEOD (134)	10	134	34	34	74	74
Kenneth THIRLWALL (34)	11	34	134	26	26	26
Jon-Paul ADIE (7)	12	7	26	134	134	134
Charlie REYNOLDS (26)	13	26	7	7	7	7
Barry BISSETT (96)	14	96	96	96	96	28
Patrick FORMAN (11)	15	11	11	11	28	28
Lee McALISTER (277)	16	277	28	28	11	11
Liam GUILD (28)	17	28	277	277	32	32
Alex BRODIE (32)	18	32	32	32	277	277
Kyle FLORENCE (23)	19	23	23	23	23	23
Christopher FRASER (6)	20	6	6	6	6	6
Ben YARROW (3)	21	3	3	3	3	3
-	22					
-	23					
-	24					

Clerk of the Course

Orbits

Sig :

Time :

Chief Timekeeper : Ian Sharp (SMART Timing)

Results available at www.smart-timing.co.uk and www.speedhive.com

Printed: 31/05/2026 11:35:15



KMSC National Motorcycle racing

KMSC Supersport

Knockhill 1.267 miles

Race 21 - 2nd Race

31/05/2026 14:00

Race (12 Laps)

POLE POSITION

1

1
81 Keo WALKER

2

2
75 Harry PULLAR

3

3
123 Johnny STEWART

2

4
61 Liam KEIRNAN

5

5
67 Ryan BURNS

6

6
71 Chris COOK

3

7
5 Scott SHAND

8

8
69 Brandon RUSSELL

9

9
34 Kenneth THIRLWALL

4

10
74 David McARTHUR

11

11
26 Charlie REYNOLDS

12

12
134 Kenneth MacLEOD

5

13
7 Jon-Paul ADIE

14

14
28 Liam GUILD

15

15
96 Barry BISSETT

6

16
11 Patrick FORMAN

17

17
32 Alex BRODIE

18

18
277 Lee McALISTER

7

19
23 Kyle FLORENCE

20

20
3 Ben YARROW

21

21
6 Christopher FRASER

8

22
171 Daniel GOODMAN

23

23
47 Steven HADDOW

24

24
10 Chris HODGSON

Clerk of the Course

Orbits

Sig : Time :
Chief Timekeeper : Ian Sharp (SMART Timing)
Results available at www.smart-timing.co.uk and www.speedhive.com



KMSC National Motorcycle racing

Sorted on Laps

Scottish Championship 300's

Knockhill 1.267 miles

Race 16 - 2nd Race

31/05/2026 11:15

Race (10 Laps) started at 11:45:26

Pos	No.	Name	Make/Model	CC	Class	Laps	Total Tm	Diff	Best Tm	In Lap	Avg. Speed
1	14	Darren COX	Yamaha	300	F3	10	9:46.041		57.704	5	77.829
2	77	Leon TALL	Yamaha	300	F3	10	10:18.693	32.652	1:01.154	5	73.721
3	73	Murray SIMMONDS	Kawasaki	300	F3	10	10:18.805	32.764	1:00.879	8	73.708
4	41	Charlie WAPLINGTON	Yamaha	300	F3	10	10:27.982	41.941	1:02.200	9	72.631
5	78	Dylan WALLACE	Yamaha	300	F3	10	10:28.321	42.280	1:02.160	2	72.592
6	10	Jamie MORRISON	Kawasaki	300	F3	10	10:42.233	56.192	1:03.260	8	71.019
7	17	Ollie BUNYAN	Yamaha	297	F3	10	10:43.543	57.502	1:03.735	2	70.875
8	136	Harris TALL	Kawasaki	300	F3 R	10	10:47.915	1:01.874	1:03.461	5	70.396
9	43	Bryony SMART			F3 R	10	10:48.389	1:02.348	1:03.726	7	70.345
Not classified											
DNF	6	Mack HOUSTON	Yamaha	300	F3 R	7	7:32.135	DNF	1:03.560	2	70.615
DNS	35	Logan PATTERSON		300	F3			DNS		0	-

Announcements

New Track Record (57.704) for KMSC Formula 300 by Darren COX.

Margin of Victory	Avg. Speed	Best Lap Tm	Best Speed	Best Lap by
32.652	77.829	57.704	79.043	14 - Darren COX

Clerk of the Course

Orbits

Sig : Time :
Chief Timekeeper : Ian Sharp (SMART Timing)

Results available at www.smart-timing.co.uk and www.speedhive.com

Printed: 31/05/2026 11:57:49



KMSC National Motorcycle racing

Scottish Championship 300's

Race 16 - 2nd Race

Race (10 Laps) started at 11:45:26

Knockhill 1.267 miles

31/05/2026 11:15

Lap	Time of Day	Lap Tm	S1	S2	S3	S2Spd	SFSpd	Lap	Time of Day	Lap Tm	S1	S2	S3	S2Spd	SFSpd		
(14) Darren COX								1	11:46:33.871			24.298	18.911	89.0	87.4		
1	11:46:27.047			22.445	17.157	91.4	91.6	2	11:47:37.606	1:03.735	20.417	24.591	18.727		88.2		
2	11:47:25.472	58.425	19.044	22.225	17.156	91.8	92.2	3	11:48:41.634	1:04.028	20.443	24.590	18.995	88.9	87.8		
3	11:48:23.544	58.072	18.984	22.075	17.013	92.4	92.7	4	11:49:45.436	1:03.802	20.467	24.299	19.036	90.3	87.7		
4	11:49:21.636	58.092	18.838	22.184	17.070	92.4	93.3	5	11:50:49.570	1:04.134	20.628	24.405	19.101		87.7		
5	11:50:19.340	57.704	18.724	22.075	16.905	92.7	93.3	6	11:51:53.773	1:04.203	21.023	24.291	18.889		90.7		
6	11:51:17.492	58.152	18.866	22.365	16.921	92.6	91.9	7	11:52:58.229	1:04.456	20.403	24.659	19.394	88.0	86.1		
7	11:52:15.573	58.081	18.980	22.126	16.975	93.9	91.8	8	11:54:02.073	1:03.844	20.599	24.247	18.998	89.5	87.4		
8	11:53:14.058	58.485	18.951	22.313	17.221	92.3	91.1	9	11:55:06.138	1:04.065	20.452	24.366	19.247		86.0		
9	11:54:13.640	59.582	19.250	22.563	17.769	92.1	90.8	10	11:56:10.245	1:04.107	20.664	24.400	19.043		87.2		
10	11:55:12.743	59.103	19.284	22.238	17.581	92.1	89.5	(136) Harris TALL									
(77) Leon TALL								1	11:46:34.807			24.369	19.196	86.4	81.5		
1	11:46:30.853			23.918	18.183	90.1	88.8	2	11:47:39.265	1:04.458	21.059	24.336	19.063	84.1	81.6		
2	11:47:33.257	1:02.404	20.113	23.901	18.390	90.9	88.6	3	11:48:43.386	1:04.121	20.878	24.168	19.075	84.0	81.3		
3	11:48:35.096	1:01.839	20.162	23.591	18.086	88.3		4	11:49:47.217	1:03.831	20.679	24.272	18.880	83.4	82.4		
4	11:49:36.509	1:01.413	19.989	23.515	17.909	90.2	89.1	5	11:50:50.678	1:03.461	20.585	24.046	18.830	84.7	82.2		
5	11:50:37.663	1:01.154	19.939	23.380	17.835	91.7	88.3	6	11:51:55.039	1:04.361	20.617	24.572	19.172	84.3	81.6		
6	11:51:38.899	1:01.236	19.953	23.340	17.943	92.2	88.2	7	11:52:58.911	1:03.872	21.018	23.983	18.871	85.7	81.4		
7	11:52:40.535	1:01.636	19.952	23.576	18.108	90.9	86.8	8	11:54:05.079	1:06.168	21.434	24.049	20.685	84.9	78.1		
8	11:53:41.880	1:01.345	20.033	23.464	17.848	90.2	88.2	9	11:55:09.799	1:04.720	21.139	24.333	19.248	82.4	80.0		
9	11:54:43.973	1:02.093	19.931	23.799	18.363	91.1	88.5	10	11:56:14.617	1:04.818	20.956	24.768	19.094	81.8	81.1		
10	11:55:45.395	1:01.422	19.903	23.496	18.023	92.4	88.1	(43) Bryony SMART									
(73) Murray SIMMONDS								1	11:46:35.179			24.448	19.304	87.4	82.6		
1	11:46:31.224			23.782	18.347	92.7	89.2	2	11:47:39.575	1:04.396	21.213	24.214	18.969	85.8	83.5		
2	11:47:33.137	1:01.913	20.141	23.468	18.304	89.7	88.3	3	11:48:43.528	1:03.953	20.980	23.855	19.118	86.9	83.0		
3	11:48:34.632	1:01.495	19.865	23.457	18.173	89.8	88.4	4	11:49:47.664	1:04.136	21.006	24.107	19.023	85.9	83.6		
4	11:49:35.894	1:01.262	19.971	23.138	18.153	90.7	86.6	5	11:50:51.513	1:03.849	20.822	24.016	19.011	85.8	82.8		
5	11:50:37.150	1:01.256	20.025	23.240	17.991	90.8	88.4	6	11:51:55.394	1:03.881	20.802	24.244	18.835	86.1	83.2		
6	11:51:39.801	1:02.651	20.057	23.285	19.309	90.4	88.1	7	11:52:59.120	1:03.726	20.881	23.855	18.990	87.8	82.7		
7	11:52:41.306	1:01.505	20.231	23.178	18.096	92.2	85.3	8	11:54:05.989	1:06.869	21.549	23.979	21.341	86.5	78.9		
8	11:53:42.185	1:00.879	19.875	23.041	17.963	89.4	89.5	9	11:55:11.042	1:05.053	21.425	24.743	18.885	84.8	82.1		
9	11:54:43.629	1:01.444	19.989	23.239	18.216	87.4	88.6	10	11:56:15.091	1:04.049	20.941	24.424	18.684	84.0	82.8		
10	11:55:45.507	1:01.878	19.920	23.646	18.312	89.8	88.1	(6) Mack HOUSTON									
(41) Charlie WAPLINGTON								1	11:46:34.710			24.522	19.348	85.7	80.2		
1	11:46:31.720			24.034	18.121	89.8	90.7	2	11:47:38.270	1:03.560	20.347	24.281	18.932	85.2	81.3		
2	11:47:34.327	1:02.607	20.363	23.951	18.293	90.3	90.4	3	11:48:42.196	1:03.926	20.276	24.687	18.963	84.2	80.7		
3	11:48:36.592	1:02.265	20.390	23.692	18.183	90.0		4	11:49:45.846	1:03.650	20.296	24.372	18.982	84.5	81.5		
4	11:49:39.246	1:02.654	20.363	24.044	18.247	92.7	90.1	5	11:50:50.152	1:04.306	20.549	24.551	19.206	84.6	80.7		
5	11:50:42.329	1:03.083	20.961	23.864	18.258		91.4	6	11:51:54.984	1:04.832	20.604	24.519	19.709	86.7	79.3		
6	11:51:45.082	1:02.753	20.295	24.092	18.366	90.4	87.6	7	11:52:58.837	1:03.853	20.560	23.855	19.438	85.8	79.3		
7	11:52:47.540	1:02.458	20.485	23.626	18.347		89.5	(78) Dylan WALLACE									
8	11:53:50.009	1:02.469	20.589	23.666	18.214	92.6	91.1	1	11:46:32.164			23.797	18.465	91.2	88.3		
9	11:54:52.209	1:02.200	20.440	23.418	18.342	92.6	88.3	2	11:47:34.324	1:02.160	20.350	23.579	18.231	90.9	87.7		
10	11:55:54.684	1:02.475	20.826	23.606	18.043		89.8	3	11:48:36.947	1:02.623	20.561	23.688	18.374	91.3	88.3		
(10) Jamie MORRISON								4	11:49:39.492	1:02.545	20.093	23.922	18.530	88.2	88.8		
1	11:46:33.321			24.215	18.830	90.3	87.6	5	11:50:41.734	1:02.242	20.225	23.449	18.568	89.4	87.7		
2	11:47:36.913	1:03.592	20.658	24.348	18.586	89.8	87.6	6	11:51:44.313	1:02.579	20.357	23.613	18.609	88.9	87.4		
3	11:48:41.162	1:04.249	20.817	24.725	18.707	88.6	87.3	7	11:52:46.796	1:02.483	20.352	23.776	18.355	88.3	88.1		
4	11:49:45.176	1:04.014	20.697	24.379	18.938	88.6	86.1	8	11:53:49.818	1:03.022	20.348	24.223	18.451	88.5	88.1		
5	11:50:49.149	1:03.973	20.547	24.616	18.810	88.0	87.5	9	11:54:52.228	1:02.410	20.365	23.455	18.590	88.3	87.0		
6	11:51:54.018	1:04.869	21.155	24.487	19.227	87.8	87.5	10	11:55:55.023	1:02.795	20.635	23.727	18.433	88.4	86.4		
7	11:52:58.049	1:04.031	20.388	24.526	19.117	91.3	85.5	(17) Ollie BUNYAN									
8	11:54:01.309	1:03.260	20.318	24.532	18.410	88.6	87.0	1	11:46:33.321			24.215	18.830	90.3	87.6		
9	11:55:05.052	1:03.743	20.507	24.525	18.711	88.5	86.3	2	11:47:36.913	1:03.592	20.658	24.348	18.586	89.8	87.6		
10	11:56:08.935	1:03.883	20.673	24.520	18.690	88.1	87.0	3	11:48:41.162	1:04.249	20.817	24.725	18.707	88.6	87.3		

Clerk of the Course

Sig : Time :
Chief Timekeeper : Ian Sharp (SMART Timing)
Results available at www.smart-timing.co.uk and www.speedhive.com

Orbits



KMSC National Motorcycle racing

Lapchart

Scottish Championship 300's

Knockhill 1.267 miles

Race 16 - 2nd Race

31/05/2026 11:15

Race (10 Laps) started at 11:45:26



Competitors	Laps									
	1	2	3	4	5	6	7	8	9	10
Darren COX (14)	14	14	14	14	14	14	14	14	14	14
Leon TALL (77)	77	73	73	73	73	77	77	77	73	77
Murray SIMMONDS (73)	73	77	77	77	77	73	73	73	77	73
Charlie WAPLINGTON (41)	41	78	41	41	78	78	78	78	41	41
Dylan WALLACE (78)	78	41	78	78	41	41	41	41	78	78
Jamie MORRISON (10)	10	10	10	10	10	17	10	10	10	10
Ollie BUNYAN (17)	17	17	17	17	17	10	17	17	17	17
Mack HOUSTON (6)	6	6	6	6	6	6	6	136	136	136
Harris TALL (136)	136	136	136	136	136	136	136	43	43	43
Bryony SMART (43)	43	43	43	43	43	43	43			
-	11									

Clerk of the Course

Orbits

Sig : **Time :**
Chief Timekeeper : Ian Sharp (SMART Timing)
Results available at www.smart-timing.co.uk and www.speedhive.com



KMSC National Motorcycle racing

KMSC 300's

Knockhill 1.267 miles

Race 22 - 2nd Race

31/05/2026 14:15

Race (12 Laps)

POLE POSITION

1

1 14 Darren COX

2

77 Leon TALL

3

73 Murray SIMMONDS

2

4 41 Charlie WAPLINGTON

5

78 Dylan WALLACE

6

10 Jamie MORRISON

3

7 17 Ollie BUNYAN

8

136 Harris TALL

9

43 Bryony SMART

4

10 6 Mack HOUSTON

11

35 Logan PATTERSON

Clerk of the Course

Sig :

Time :

Chief Timekeeper : Ian Sharp (SMART Timing)

Results available at www.smart-timing.co.uk and www.speedhive.com

Printed: 31/05/2026 11:59:58

Orbits



KMSC National Motorcycle racing

Sorted on Laps

Scottish Championship Pre-Injection 600

Knockhill 1.267 miles

Race 17 - 2nd Race

31/05/2026 13:00

Race (10 Laps) started at 13:03:08

Pos	No.	Name	Make/Model	CC	Class	Laps	Total Tm	Diff	Best Tm	In Lap	Avg. Speed
1	141	Arthur CHRISTIE	Yamaha	600	PI6	10	8:56.678		52.928	6	84.987
2	31	Daniel COOPER	Yamaha	600	PI6	10	9:00.457	3.779	53.257	4	84.393
3	54	Robbie CRIGHTON	Yamaha	600	PI6	10	9:08.102	11.424	53.510	9	83.216
4	3	Liam MACKIE	Yamaha	600	PI6	10	9:08.703	12.025	53.899	6	83.125
5	26	Charlie REYNOLDS	Yamaha	600	PI6	10	9:08.995	12.317	53.975	7	83.081
6	7	Jon-Paul ADIE	Yamaha	600	PI6	10	9:09.848	13.170	53.809	10	82.952
7	75	Harry PULLAR	Triumph	765	PI6	10	9:10.312	13.634	53.916	3	82.882
8	99	Paul ROGERS	Yamaha	600	PI6	10	9:11.919	15.241	54.045	7	82.641
9	8	Alan McGREGOR	Yamaha	600	PI6	10	9:18.467	21.789	54.673	2	81.672
10	2	Archie O'DONNELL	Yamaha	600	PI6	10	9:21.136	24.458	54.866	3	81.283
11	89	David MUNRO	Yamaha	600	PI6	10	9:24.791	28.113	55.385	10	80.757
12	76	Scott CRAWFORD	Yamaha	600	PI6	10	9:26.535	29.857	55.575	8	80.509
13	85	Scott KIRKPATRICK	Yamaha	599	PI6	10	9:27.953	31.275	55.807	10	80.308
14	72	William WALLS	Kawasaki	599	PI6	10	9:30.598	33.920	55.950	6	79.935
15	15	James CRAWFORD	Yamaha	600	PI6	10	9:46.887	50.209	57.176	10	77.717
16	421	Gregor COOPER	Kawasaki	600	PI6	9	9:01.935	1 Lap	58.919	4	75.747
17	44	Pat CLEMENTS	Yamaha	600	PI6	9	9:12.193	1 Lap	1:00.007	6	74.340

Not classified

DNF	58	Barry STEWART	Yamaha	600	PI6	3	3:17.816	DNF	57.840	2	69.172
DNF	721	Ross SHEARER	Kawasaki	600	PI6	3	3:23.215	DNF	1:05.421	2	67.334
DNF	42	John ANDERSON	Yamaha	600	PI6	2	2:00.565	DNF	57.389	2	75.662
DNS	97	Darren ANDERSON	Suzuki	600	PI6			DNS		0	-

Margin of Victory	Avg. Speed	Best Lap Tm	Best Speed	Best Lap by
3.779	84.987	52.928	86.175	141 - Arthur CHRISTIE

Clerk of the Course

Orbits

Sig : Time :
 Chief Timekeeper : Ian Sharp (SMART Timing)
 Results available at www.smart-timing.co.uk and www.speedhive.com

Printed: 31/05/2026 13:14:05



KMSC National Motorcycle racing

Scottish Championship Pre-Injection 600

Knockhill 1.267 miles

Race 17 - 2nd Race

31/05/2026 13:00

Race (10 Laps) started at 13:03:08

Lap	Time of Day	Lap Tm	S1	S2	S3	S2Spd	SFSpd
(141) Arthur CHRISTIE							
1	13:04:04.407			20.923	15.025	119.4	119.2
2	13:04:58.027	53.620	17.805	20.855	14.960	119.2	119.2
3	13:05:51.542	53.515	17.701	20.743	15.071	118.8	119.6
4	13:06:44.815	53.273	17.744	20.573	14.956	120.7	119.8
5	13:07:37.923	53.108	17.739	20.359	15.010	119.8	119.6
6	13:08:30.851	52.923	17.611	20.369	14.948	119.2	119.0
7	13:09:24.221	53.370	17.736	20.475	15.159	119.0	118.8
8	13:10:17.640	53.419	17.755	20.418	15.246	120.7	118.8
9	13:11:11.217	53.577	17.756	20.729	15.092	120.3	120.0
10	13:12:05.061	53.844	18.131	20.845	14.868	119.4	119.4

Lap	Time of Day	Lap Tm	S1	S2	S3	S2Spd	SFSpd
(31) Daniel COOPER							
1	13:04:05.164			20.980	15.432		117.9
2	13:04:58.935	53.771	17.847	20.539	15.385		117.7
3	13:05:52.353	53.418	17.635	20.387	15.396		118.6
4	13:06:45.610	53.257	17.657	20.433	15.167		118.8
5	13:07:39.452	53.842	17.940	20.402	15.500		117.9
6	13:08:33.003	53.551	17.625	20.527	15.399		118.4
7	13:09:26.409	53.406	17.697	20.346	15.363		117.7
8	13:10:20.243	53.834	17.801	20.585	15.448		117.5
9	13:11:14.400	54.157	17.983	20.760	15.414		117.3
10	13:12:08.840	54.440	18.010	20.916	15.514		117.9

Lap	Time of Day	Lap Tm	S1	S2	S3	S2Spd	SFSpd
(54) Robbie CRIGHTON							
1	13:04:08.078			21.471	15.939		117.1
2	13:05:02.847	54.769	18.145	21.036	15.588	120.9	117.1
3	13:05:57.325	54.478	17.864	21.086	15.528		117.7
4	13:06:51.908	54.583	18.062	20.751	15.770		116.9
5	13:07:47.301	55.393	18.407	21.432	15.554		118.1
6	13:08:41.155	53.854	17.825	20.594	15.435		116.9
7	13:09:35.433	54.278	18.165	20.724	15.389		117.1
8	13:10:29.157	53.724	17.791	20.545	15.388	118.1	115.9
9	13:11:22.667	53.510	17.794	20.438	15.278		117.3
10	13:12:16.485	53.818	17.581	21.042	15.195	117.5	115.5

Lap	Time of Day	Lap Tm	S1	S2	S3	S2Spd	SFSpd
(3) Liam MACKIE							
1	13:04:07.069			21.523	15.524		114.1
2	13:05:01.598	54.529	18.020	20.825	15.684		114.7
3	13:05:56.527	54.929	18.047	21.172	15.710		117.1
4	13:06:51.391	54.864	18.065	21.225	15.574		115.3
5	13:07:45.336	53.945	17.901	20.820	15.224		115.1
6	13:08:39.235	53.899	17.855	20.695	15.349		115.5
7	13:09:33.272	54.037	17.796	20.853	15.388		115.1
8	13:10:27.844	54.572	17.969	20.854	15.749		113.9
9	13:11:22.096	54.252	17.971	20.808	15.473		114.1
10	13:12:17.086	54.990	17.812	21.812	15.366		116.1

Lap	Time of Day	Lap Tm	S1	S2	S3	S2Spd	SFSpd
(26) Charlie REYNOLDS							
1	13:04:06.834			21.250	16.006		113.2
2	13:05:01.520	54.686	18.013	20.853	15.820		113.9
3	13:05:56.400	54.880	17.940	21.251	15.689		114.7
4	13:06:51.392	54.992	18.005	21.114	15.873		113.2
5	13:07:45.661	54.269	18.266	20.607	15.396		116.5
6	13:08:39.849	54.188	17.874	20.401	15.913		114.7
7	13:09:33.824	53.975	18.056	20.347	15.572		113.5
8	13:10:28.154	54.330	18.015	20.321	15.994		113.4
9	13:11:22.463	54.309	17.936	20.561	15.812		114.1
10	13:12:17.378	54.915	17.943	21.273	15.699		112.8

Lap	Time of Day	Lap Tm	S1	S2	S3	S2Spd	SFSpd
(7) Jon-Paul ADIE							
1	13:04:07.533			21.939	15.818		120.3
2	13:05:02.520	54.987	18.250	21.297	15.440		119.8
3	13:05:57.279	54.759	18.047	20.999	15.713		121.6
4	13:06:52.138	54.859	18.486	21.058	15.315		121.6
5	13:07:47.442	55.304	18.913	20.912	15.479		122.0
6	13:08:41.662	54.220	18.091	20.784	15.345		122.2
7	13:09:35.937	54.275	18.007	20.782	15.486		120.9
8	13:10:29.926	53.989	17.884	20.802	15.303		119.8
9	13:11:24.422	54.496	17.930	21.075	15.491		121.1
10	13:12:18.231	53.809	17.922	20.731	15.156		121.4

Lap	Time of Day	Lap Tm	S1	S2	S3	S2Spd	SFSpd
(75) Harry PULLAR							

Lap	Time of Day	Lap Tm	S1	S2	S3	S2Spd	SFSpd
1	13:04:07.513			21.518	15.823	117.7	115.3
2	13:05:03.104	55.591	18.430	21.216	15.945	115.9	116.3
3	13:05:57.020	53.916	17.871	20.745	15.300	119.6	117.3
4	13:06:51.919	54.899	17.942	20.902	16.055	119.0	115.9
5	13:07:47.085	55.166	18.598	21.086	15.482	118.4	116.9
6	13:08:41.134	54.049	17.890	20.257	15.902	117.7	115.3
7	13:09:36.055	54.921	18.366	20.582	15.973	119.4	115.7
8	13:10:30.360	54.305	17.956	20.838	15.511	119.8	115.9
9	13:11:24.528	54.168	17.804	20.730	15.634	116.7	115.1
10	13:12:18.695	54.167	18.044	20.737	15.386	118.8	115.9

Lap	Time of Day	Lap Tm	S1	S2	S3	S2Spd	SFSpd
(99) Paul ROGERS							
1	13:04:07.709			21.491	15.726	118.6	111.7
2	13:05:03.339	55.630	18.870	20.911	15.849	120.0	115.7
3	13:05:58.768	55.429	18.159	20.680	16.590	121.1	119.4
4	13:06:53.473	54.705	18.241	20.909	15.555	119.2	116.9
5	13:07:47.900	54.427	18.306	20.761	15.360	121.4	119.4
6	13:08:42.896	54.996	18.374	20.881	15.741	122.0	116.9
7	13:09:36.941	54.045	18.015	20.781	15.249	119.6	118.4
8	13:10:31.177	54.236	17.812	20.785	15.639	120.5	117.5
9	13:11:25.353	54.176	17.941	20.926	15.309	119.0	117.7
10	13:12:20.302	54.949	17.740	21.203	16.006	119.4	116.7

Lap	Time of Day	Lap Tm	S1	S2	S3	S2Spd	SFSpd
(8) Alan McGREGOR							
1	13:04:06.375			21.236	15.806	117.3	117.3
2	13:05:01.048	54.673	18.090	20.964	15.619	118.4	117.5
3	13:05:55.996	54.948	18.218	21.193	15.537	117.7	117.7
4	13:06:51.593	55.597	18.239	21.297	16.061	118.1	117.9
5	13:07:47.513	55.920	18.692	21.105	16.123	118.6	117.9
6	13:08:44.632	57.119	18.538	20.971	17.610	120.0	113.9
7	13:09:40.028	55.396	18.658	21.199	15.539	118.6	117.9
8	13:10:35.206	55.178	18.224	21.073	15.881	119.0	116.9
9	13:11:30.835	55.629	18.529	21.352	15.748	117.5	116.9
10	13:12:26.850	56.015	18.656	21.463	15.896	117.9	117.1

Lap	Time of Day	Lap Tm	S1	S2	S3	S2Spd	SFSpd
(2) Archie O'DONNELL							
1	13:04:08.242			21.363	15.980	120.5	116.9
2	13:05:03.733	55.491	18.607	21.008	15.876	119.6	116.1
3	13:05:58.599	54.866	18.140	20.871	15.855	118.8	115.1
4	13:06:54.393	55.794	18.799	21.106	15.889	117.5	115.1
5	13:07:50.403	56.010	18.904	21.207	15.899	116.9	116.1
6	13:08:46.824	56.421	18.740	21.333	16.348	114.1	113.0
7	13:09:43.120	56.296	18.661	21.443	16.192	114.7	115.3
8	13:10:38.850	55.730	18.738	21.172	15.820	116.7	116.1
9	13:11:34.456	55.606	18.630	21.069	15.907	116.7	115.7
10	13:12:29.519	55.063	18.342	21.073			

KMSC National Motorcycle racing

Scottish Championship Pre-Injection 600

Knockhill 1.267 miles

Race 17 - 2nd Race

31/05/2026 13:00

Race (10 Laps) started at 13:03:08

Lap	Time of Day	Lap Tm	S1	S2	S3	S2Spd	SFSpd	Lap	Time of Day	Lap Tm	S1	S2	S3	S2Spd	SFSpd
3	13:06:03.362	56.223	18.661	21.772	15.790	118.8	117.5								
4	13:06:59.537	56.175	18.640	21.584	15.951	120.9	117.9								
5	13:07:55.624	56.087	18.543	21.574	15.970	120.9	117.3								
6	13:08:51.569	55.945	18.601	21.357	15.987	119.8	118.1								
7	13:09:47.479	55.910	18.566	21.429	15.915	117.5	116.9								
8	13:10:44.249	56.770	19.222	21.605	15.943	118.8	116.7								
9	13:11:40.529	56.280	18.810	21.496	15.974	120.0	116.7								
10	13:12:36.336	55.807	18.498	21.451	15.858	119.0	116.3								

(72) William WALLS

1	13:04:11.069			22.006	16.534	119.8	115.5
2	13:05:08.320	57.251	18.701	21.552	16.998		113.5
3	13:06:04.384	56.064	18.620	21.649	15.795		115.9
4	13:07:00.601	56.217	18.619	21.632	15.966	115.9	115.3
5	13:07:56.882	56.281	18.754	21.571	15.956		115.3
6	13:08:52.832	55.950	18.487	21.495	15.968		115.9
7	13:09:49.018	56.186	18.508	21.666	16.012		114.5
8	13:10:45.948	56.930	18.741	21.735	16.454		113.5
9	13:11:42.350	56.402	18.717	21.587	16.098		114.5
10	13:12:38.981	56.631	18.805	21.810	16.016		113.7

(15) James CRAWFORD

1	13:04:12.343			22.924	16.371	114.1	114.9
2	13:05:09.755	57.412	19.069	22.413	15.930	113.5	115.9
3	13:06:08.440	58.685	19.479	22.555	16.651	113.4	114.9
4	13:07:06.863	58.423	19.286	22.576	16.561	114.9	114.9
5	13:08:06.413	59.550	20.293	22.686	16.571	113.5	115.5
6	13:09:04.357	57.944	19.090	22.407	16.447	112.0	115.3
7	13:10:02.487	58.130	19.183	22.798	16.149	113.2	114.9
8	13:11:00.303	57.816	19.299	22.280	16.237	112.6	113.5
9	13:11:58.094	57.791	19.258	22.191	16.342	112.0	115.1
10	13:12:55.270	57.176	18.935	22.080	16.161	112.2	115.1

(421) Gregor COOPER

1	13:04:13.972			23.169	17.528		110.6
2	13:05:12.933	58.961	19.400	22.517	17.044		111.8
3	13:06:13.247	1:00.314	19.611	23.509	17.194		113.0
4	13:07:12.166	58.919	19.220	22.628	17.071		112.2
5	13:08:11.791	59.625	19.954	22.588	17.083		112.6
6	13:09:11.423	59.632	19.751	22.724	17.157		112.2
7	13:10:11.016	59.593	19.386	22.754	17.453		111.5
8	13:11:10.548	59.532	19.513	22.960	17.059		111.8
9	13:12:10.318	59.770	20.065	22.772	16.933		112.0

(44) Pat CLEMENTS

1	13:04:15.153			24.152	16.970		116.3
2	13:05:15.263	1:00.110	19.791	23.690	16.629		116.3
3	13:06:15.431	1:00.168	19.871	23.547	16.750		117.1
4	13:07:16.378	1:00.947	19.809	23.864	17.274		112.0
5	13:08:18.080	1:01.702	21.049	23.716	16.937		116.5
6	13:09:18.087	1:00.007	19.910	23.367	16.730		115.7
7	13:10:18.494	1:00.407	20.048	23.436	16.923		116.1
8	13:11:19.103	1:00.609	20.272	23.388	16.949		115.5
9	13:12:20.576	1:01.473	19.905	24.377	17.191		110.7

(58) Barry STEWART

1	13:04:13.663			23.143	16.808		113.5
2	13:05:11.503	57.840	19.234	22.172	16.434		113.7
3	13:06:26.199	1:14.696	19.696	25.737	29.263		26.7

(721) Ross SHEARER

1	13:04:17.820			25.085	18.218		102.9
2	13:05:23.241	1:05.421	21.640	24.857	18.924		104.4
3	13:06:31.598	1:08.357	21.719	26.622	20.016		97.8

(42) John ANDERSON

1	13:04:11.559			22.113	17.246		116.1
2	13:05:08.948	57.389	19.272	21.731	16.386		116.5

Clerk of the Course

Orbits

Sig : Time :
 Chief Timekeeper : Ian Sharp (SMART Timing)
 Results available at www.smart-timing.co.uk and www.speedhive.com

Printed: 31/05/2026 13:14:30

MSC National Motorcycle racing

Lapchart

Scottish Championship Pre-Injection 600

Knockhill 1.267 miles

Race 17 - 2nd Race

31/05/2026 13:00

Race (10 Laps) started at 13:03:08



Competitors	Laps									
	1	2	3	4	5	6	7	8	9	10
Arthur CHRISTIE (141)	141	141	141	141	141	141	141	141	141	141
Daniel COOPER (31)	31	31	31	31	31	31	31	31	31	31
Alan McGREGOR (8)	8	8	8	3	3	3	3	3	3	54
Charlie REYNOLDS (26)	26	26	26	26	26	26	26	26	26	3
Liam MACKIE (3)	3	3	3	8	75	75	54	54	54	26
Harry PULLAR (75)	75	7	75	54	54	54	7	7	7	7
Jon-Paul ADIE (7)	7	54	7	75	7	7	75	75	75	75
Paul ROGERS (99)	99	75	54	7	8	99	99	99	99	99
Robbie CRIGHTON (54)	54	99	2	99	99	8	8	8	8	8
Archie O'DONNELL (2)	2	2	99	2	2	2	2	2	2	2
David MUNRO (89)	89	89	89	89	89	89	89	89	89	89
Scott KIRKPATRICK (85)	85	85	85	85	85	85	76	76	76	76
William WALLS (72)	72	76	76	76	76	76	85	85	85	85
Scott CRAWFORD (76)	76	72	72	72	72	72	72	72	72	72
John ANDERSON (42)	42	42	15	15	15	15	15	15	15	15
James CRAWFORD (15)	15	15	421	421	421	421	421	421	421	421
Barry STEWART (58)	58	58	44	44	44	44	44	44	44	44
Gregor COOPER (421)	421	421	58							
Pat CLEMENTS (44)	44	44	721							
Ross SHEARER (721)	721	721								
-	21									

Clerk of the Course

Orbits

Sig : **Time :**
Chief Timekeeper : Ian Sharp (SMART Timing)
Results available at www.smart-timing.co.uk and www.speedhive.com



KMSC National Motorcycle racing

KMSC Pre-Injection 600

Knockhill 1.267 miles

Race 23 - 2nd Race

31/05/2026 14:30

Race (12 Laps)

POLE POSITION

1

1 141 Arthur CHRISTIE

2

31 Daniel COOPER

3

54 Robbie CRIGHTON

2

4 3 Liam MACKIE

5

26 Charlie REYNOLDS

6

7 Jon-Paul ADIE

3

7 75 Harry PULLAR

8

99 Paul ROGERS

9

8 Alan McGREGOR

4

10 2 Archie O'DONNELL

11

89 David MUNRO

12

76 Scott CRAWFORD

5

13 85 Scott KIRKPATRICK

14

72 William WALLS

15

15 James CRAWFORD

6

16 421 Gregor COOPER

17

44 Pat CLEMENTS

18

58 Barry STEWART

7

19 721 Ross SHEARER

20

42 John ANDERSON

21

97 Darren ANDERSON

Clerk of the Course

Orbits

Sig : Time :
Chief Timekeeper : Ian Sharp (SMART Timing)
Results available at www.smart-timing.co.uk and www.speedhive.com



KMSC National Motorcycle racing

Sorted on Laps

Scottish Championship Superbikes & KMSC Clubman

Knockhill 1.267 miles

Race 18 - 2nd Race

31/05/2026 13:15

Race (10 Laps) started at 13:20:14

Pos	No.	Name	Make/Model	CC	Class	Laps	Total Tm	Diff	Best Tm	In Lap	Avg. Speed
1	79	Bruce BIRNIE	BMW	1000	SB	10	8:38.715		50.904	2	87.931
2	88	Sean McTAGGART	BMW	1000	SB	10	8:46.821	8.106	51.861	10	86.578
3	12	Ben McLUSKEY	Yamaha	1000	C	10	8:48.217	9.502	52.073	4	86.349
4	8	Steven McCREIGHT	Suzuki	1000	C	10	8:49.642	10.927	52.287	4	86.117
5	41	Mark WOODS	Yamaha	1000	C	10	8:54.792	16.077	52.613	3	85.287
6	91	Tommy FENWICK	BMW	1000	C	10	8:58.591	19.876	52.767	2	84.686
7	71	Gavin JONES	Honda	1000	SB	10	9:08.830	30.115	53.921	3	83.106
8	9	Craig STEWART	BMW	1000	C	10	9:18.370	39.655	54.586	7	81.686
Not classified											
DNF	17	Robert CARSON	Yamaha	998	C	7	6:39.869	DNF	55.587	6	79.845
DNS	67	William McNEILL	Yamaha	998	C			DNS		0	-

Margin of Victory

Avg. Speed

Best Lap Tm

Best Speed

Best Lap by

8.106

87.931

50.904

89.602

79 - Bruce BIRNIE

Clerk of the Course

Orbits

Sig : Time :

Chief Timekeeper : Ian Sharp (SMART Timing)

Results available at www.smart-timing.co.uk and www.speedhive.com

Printed: 31/05/2026 13:30:40



KMSC National Motorcycle racing

Scottish Championship Superbikes & KMSC Clubman

Knockhill 1.267 miles

Race 18 - 2nd Race

31/05/2026 13:15

Race (10 Laps) started at 13:20:14

Lap	Time of Day	Lap Tm	S1	S2	S3	S2Spd	SFSpd
(79) Bruce BIRNIE							
1	13:21:08.485			19.921	14.464		133.2
2	13:21:59.389	50.904	17.048	19.510	14.346		133.4
3	13:22:50.781	51.392	17.112	19.628	14.652		128.1
4	13:23:42.349	51.568	17.162	19.641	14.765		130.1
5	13:24:33.574	51.225	17.053	19.643	14.529		132.1
6	13:25:25.303	51.729	17.190	19.999	14.540		131.8
7	13:26:17.119	51.816	17.198	19.865	14.753		130.3
8	13:27:09.082	51.963	17.206	20.009	14.748		131.1
9	13:28:01.069	51.987	17.140	19.920	14.927		129.8
10	13:28:53.018	51.949	17.096	19.979	14.874		129.3

Lap	Time of Day	Lap Tm	S1	S2	S3	S2Spd	SFSpd
(88) Sean McTAGGART							
1	13:21:10.284			20.447	15.217		131.8
2	13:22:02.803	52.519	17.688	20.121	14.710		131.8
3	13:22:55.078	52.275	17.641	19.968	14.666		131.8
4	13:23:47.528	52.450	17.582	20.131	14.737		132.4
5	13:24:39.934	52.406	17.603	20.071	14.732		133.7
6	13:25:32.310	52.376	17.633	20.112	14.631		132.9
7	13:26:24.791	52.481	17.629	20.036	14.816		133.2
8	13:27:17.030	52.239	17.593	19.976	14.670		133.9
9	13:28:09.263	52.233	17.564	20.056	14.613		134.5
10	13:29:01.124	51.861	17.430	19.811	14.620		132.1

Lap	Time of Day	Lap Tm	S1	S2	S3	S2Spd	SFSpd
(12) Ben McLUSKEY							
1	13:21:10.126			20.326	14.930		128.8
2	13:22:03.414	53.288	18.030	20.306	14.952		129.1
3	13:22:55.651	52.237	17.593	19.992	14.652		129.6
4	13:23:47.724	52.073	17.403	19.961	14.709		129.8
5	13:24:40.100	52.376	17.716	19.882	14.778	131.6	129.3
6	13:25:32.537	52.437	17.666	20.101	14.670		129.8
7	13:26:25.003	52.466	17.770	19.990	14.706		131.3
8	13:27:17.370	52.367	17.631	20.056	14.680		131.1
9	13:28:09.836	52.466	17.688	20.113	14.665		132.1
10	13:29:02.520	52.684	17.585	20.036	15.063		129.8

Lap	Time of Day	Lap Tm	S1	S2	S3	S2Spd	SFSpd
(8) Steven McCREIGHT							
1	13:21:10.568			20.494	15.003	135.8	132.4
2	13:22:03.467	52.899	17.799	20.191	14.909	137.8	131.3
3	13:22:55.131	52.664	17.746	19.917	15.001	135.8	131.1
4	13:23:48.418	52.287	17.510	19.841	14.936	135.6	128.8
5	13:24:40.908	52.490	17.633	19.936	14.921	135.3	132.6
6	13:25:33.478	52.570	17.573	19.908	15.089	132.9	130.1
7	13:26:26.288	52.810	17.730	20.110	14.970	133.7	132.4
8	13:27:18.687	52.399	17.466	19.968	14.965	133.2	132.4
9	13:28:11.238	52.551	17.624	20.015	14.912	132.9	133.4
10	13:29:03.945	52.707	17.495	19.984	15.228	133.2	125.9

Lap	Time of Day	Lap Tm	S1	S2	S3	S2Spd	SFSpd
(41) Mark WOODS							
1	13:21:11.623			20.670	15.172	131.1	129.8
2	13:22:05.275	53.652	17.975	20.515	15.162	130.3	128.3
3	13:22:57.888	52.613	17.710	19.965	14.938	132.6	128.8
4	13:23:50.933	53.045	17.672	20.278	15.095	129.6	128.1
5	13:24:43.851	52.918	17.681	20.489	14.748	131.6	129.3
6	13:25:37.099	53.248	17.773	20.256	15.219	130.1	129.1
7	13:26:30.208	53.109	17.643	20.347	15.119	130.6	128.1
8	13:27:22.903	52.695	17.639	20.158	14.898		128.1
9	13:28:16.065	53.162	17.753	20.366	15.043	129.1	129.3
10	13:29:09.095	53.030	17.675	20.163	15.192	127.8	128.3

Lap	Time of Day	Lap Tm	S1	S2	S3	S2Spd	SFSpd
(91) Tommy FENWICK							
1	13:21:11.329			20.544	15.431	132.6	125.0
2	13:22:04.096	52.767	17.663	19.991	15.113	132.9	126.1
3	13:22:58.329	54.233	17.461	20.110	16.662	132.6	116.5
4	13:23:51.889	53.560	18.179	20.212	15.169		126.4
5	13:24:44.880	52.991	17.710	20.272	15.009	129.1	125.9
6	13:25:38.754	53.874	17.934	20.432	15.508	119.0	126.9
7	13:26:32.360	53.606	17.851	20.465	15.290	129.8	125.7
8	13:27:25.686	53.326	17.816	20.427	15.083		128.1
9	13:28:19.497	53.811	18.023	20.479	15.309	128.6	127.8
10	13:29:12.894	53.397	17.694	20.363	15.340	128.3	127.1

Lap	Time of Day	Lap Tm	S1	S2	S3	S2Spd	SFSpd
(71) Gavin JONES							

Lap	Time of Day	Lap Tm	S1	S2	S3	S2Spd	SFSpd
1	13:21:13.265			21.151	15.693	126.9	129.8
2	13:22:07.609	54.344	18.326	20.756	15.262	130.8	130.1
3	13:23:01.530	53.921	18.214	20.623	15.084	131.3	129.3
4	13:23:55.855	54.325	18.283	20.743	15.299	130.3	130.6
5	13:24:49.877	54.022	18.065	20.780	15.177	129.1	129.6
6	13:25:44.063	54.186	18.038	20.865	15.283	128.8	130.1
7	13:26:38.179	54.116	18.035	20.861	15.220	127.8	129.1
8	13:27:34.160	55.981	18.191	20.729	17.061	128.6	130.3
9	13:28:28.838	54.678	18.229	21.177	15.272	128.1	130.1
10	13:29:23.133	54.295	17.970	20.916	15.409	127.6	128.3

Lap	Time of Day	Lap Tm	S1	S2	S3	S2Spd	SFSpd
(9) Craig STEWART							
1	13:21:14.258			21.329	15.629	119.8	127.3
2	13:22:09.635	55.377	18.409	21.279	15.689	123.1	127.1
3	13:23:05.715	56.080	18.449	21.491	16.140	125.7	124.3
4	13:24:01.628	55.913	18.565	21.495	15.853	123.4	128.1
5	13:24:57.468	55.840	18.688	21.443	15.709	117.9	127.3
6	13:25:53.046	55.578	18.506	21.487	15.585	119.6	127.8
7	13:26:47.632	54.586	17.961	21.102	15.523	122.2	128.1
8	13:27:42.300	54.668	17.911	21.290	15.467	122.9	128.1
9	13:28:37.384	55.084	18.254	21.220	15.610	122.7	126.9
10	13:29:32.673	55.289	18.146	21.559	15.584	122.0	125.2

Lap	Time of Day	Lap Tm	S1	S2	S3	S2Spd	SFSpd
(17) Robert CARSON							
1	13:21:13.665			21.260	16.223		125.7
2	13:22:09.381	55.716	18.574	21.423	15.719	125.4	125.4
3	13:23:04.984	55.603	18.435	21.279	15.889		120.5
4	13:24:01.383	56.399	18.945	21.504	15.950		122.2
5	13:24:57.287	55.904	18.687	21.360	15.857		124.0
6	13:25:52.874	55.587	18.344	21.504	15.739		122.2
7	13:26:54.172	1:01.298	18.614	22.095	20.589		39.7

Clerk of the Course

Orbits

Sig : Time :
 Chief Timekeeper : Ian Sharp (SMART Timing)
 Results available at www.smart-timing.co.uk and www.speedhive.com



KMSC National Motorcycle racing

Lapchart

Scottish Championship Superbikes & KMSC Clubman

Knockhill 1.267 miles

Race 18 - 2nd Race

31/05/2026 13:15

Race (10 Laps) started at 13:20:14



Competitors	Laps									
	1	2	3	4	5	6	7	8	9	10
Bruce BIRNIE (79)	79	79	79	79	79	79	79	79	79	79
Ben McLUSKEY (12)	12	88	88	88	88	88	88	88	88	88
Sean McTAGGART (88)	88	12	12	12	12	12	12	12	12	12
Steven McCREIGHT (8)	8	8	8	8	8	8	8	8	8	8
Tommy FENWICK (91)	91	91	41	41	41	41	41	41	41	41
Mark WOODS (41)	41	41	91	91	91	91	91	91	91	91
Gavin JONES (71)	71	71	71	71	71	71	71	71	71	71
Robert CARSON (17)	17	17	17	17	17	17	9	9	9	9
Craig STEWART (9)	9	9	9	9	9	9	17			
-	10									

Clerk of the Course

Orbits

Sig : Time :
 Chief Timekeeper : Ian Sharp (SMART Timing)
 Results available at www.smart-timing.co.uk and www.speedhive.com



KMSC National Motorcycle racing

KMSC Superbikes & KMSC Clubman

Knockhill 1.267 miles

Race 24 - 2nd Race

31/05/2026 14:45

Race (12 Laps)

POLE POSITION

1
1
79 Bruce BIRNIE

2
88 Sean McTAGGART

3
12 Ben McLUSKEY

2
4
8 Steven McCREIGHT

5
41 Mark WOODS

6
91 Tommy FENWICK

3
7
71 Gavin JONES

8
9 Craig STEWART

9
17 Robert CARSON

4
10
67 William McNEILL

Clerk of the Course

Orbits

Sig : Time :
Chief Timekeeper : Ian Sharp (SMART Timing)
Results available at www.smart-timing.co.uk and www.speedhive.com

Printed: 31/05/2026 13:32:50



KMSC National Motorcycle racing
Sorted on Laps
KMSC CB500's
Knockhill 1.267 miles
Race 19 - 2nd Race
31/05/2026 13:30
Race (12 Laps) started at 13:36:26

Pos	No.	Name	Make/Model	CC	Class	Laps	Total Tm	Diff	Best Tm	In Lap	Avg. Speed
1	87	Finn CHALK	Honda	CB500	CB	12	11:44.461		58.083	12	77.695
2	187	Fraser MUTCH	Honda	CB500	CB	12	11:46.500	2.039	58.141	8	77.471
3	10	Declan MacLENNAN	Honda	CB500	CB	12	12:09.770	25.309	59.904	9	75.000
4	38	Ronan MEEK	Honda	CB500	CB	12	12:11.068	26.607	1:00.136	9	74.867
5	80	Drew PATON	Honda	CB500	CB	12	12:25.478	41.017	1:01.463	3	73.420
6	70	Martin LYELL	Honda	CB500	CB	12	12:25.754	41.293	1:01.114	8	73.393
7	189	David MUNRO	Honda	CB500	CB	12	12:27.938	43.477	1:01.195	12	73.179
8	36	Crichton CAMPBELL	Honda	CB500	CB	12	12:28.869	44.408	1:01.473	6	73.088
9	303	Jamie ANDERSON	Honda	CB500	CB	12	12:31.680	47.219	1:01.626	6	72.814
10	7	Graham LYELL	Honda	CB500	CB	12	12:33.463	49.002	1:01.224	9	72.642
11	85	James HESSON	Honda	CB500	CB	12	12:44.720	1:00.259	1:02.943	11	71.573
12	29	Ewan AUSTIN	Honda	CB500	CB	12	12:47.974	1:03.513	1:03.101	10	71.269
13	58	Barry STEWART	Honda	CB500	CB	11	11:54.621	1 Lap	1:03.283	10	70.208
14	116	Dylan WAPLINGTON	Honda	CB500	CB	11	11:54.763	1 Lap	1:03.491	11	70.194
15	68	Graham FARQUHARSON	Honda	CB500	CB	11	11:56.769	1 Lap	1:03.253	11	69.997
16	19	Dave FORDYCE	Honda	CB500	CB	11	11:59.494	1 Lap	1:04.161	10	69.732
17	135	Kristopher LENNIE	Honda	CB500	CB	11	12:07.408	1 Lap	1:04.289	11	68.974
18	88	Chris GALLETLY	Honda	CB500	CB	11	12:25.470	1 Lap	1:06.204	10	67.303
19	179	Paul CHAMBERLAIN	Honda	CB500	CB	11	12:25.938	1 Lap	1:05.145	7	67.260
20	33	William MALCOLM	Honda	CB500	CB	11	12:41.821	1 Lap	1:07.589	11	65.858
21	244	Nathan MOCHAN	Honda	CB500	CB	11	12:42.735	1 Lap	1:07.661	11	65.779
22	139	Charlene LESSELLS	Honda	CB500	CB	10	12:20.703	2 Laps	1:11.605	2	61.578
23	535	Chris FENTON	Honda	CB500	CB	10	12:29.923	2 Laps	1:12.259	2	60.821

Not classified

DNF	172	Steven ALLAN	Honda	CB500	CB	3	2:57.839	DNF	58.485	2	76.942
DNF	17	Robert COLEMAN	Honda	CB500	CB	3	3:24.549	DNF	1:05.318	2	66.895
DNS	97	Graeme JOHNSTONE	Honda	CB500	CB			DNS		0	-
DNS	331	Neil RAE	Honda	CB500	CB			DNS		0	-

Margin of Victory
Avg. Speed
Best Lap Tm
Best Speed
Best Lap by

2.039

77.695

58.083

78.527

87 - Finn CHALK

Clerk of the Course
Orbits
Sig : **Time :**
Chief Timekeeper : Ian Sharp (SMART Timing)
Results available at www.smart-timing.co.uk and www.speedhive.com
Printed: 31/05/2026 13:49:39


KMSC National Motorcycle racing
KMSC CB500's
Knockhill 1.267 miles
Race 19 - 2nd Race
31/05/2026 13:30
Race (12 Laps) started at 13:36:26

Lap	Time of Day	Lap Tm	S1	S2	S3	S2Spd	SFSpd
(87) Finn CHALK							
1	13:37:27.047			22.237	17.229	96.8	94.8
2	13:38:25.653	58.606	19.419	21.952	17.235	96.8	94.1
3	13:39:24.099	58.446	19.160	22.070	17.216	95.3	94.3
4	13:40:22.797	58.698	19.188	22.176	17.334	95.7	94.3
5	13:41:22.216	59.419	19.592	22.326	17.501	92.8	93.9
6	13:42:20.395	58.179	19.192	21.753	17.234	96.6	93.9
7	13:43:18.772	58.377	19.168	21.952	17.257	95.3	94.5
8	13:44:17.446	58.674	19.254	22.333	17.087	96.7	94.0
9	13:45:16.316	58.870	19.078	22.227	17.565	96.0	93.5
10	13:46:14.693	58.377	19.025	22.186	17.166	96.0	94.5
11	13:47:12.848	58.155	19.129	21.865	17.161	95.6	94.1
12	13:48:10.931	58.083	19.018	21.933	17.132	97.0	94.5

Lap	Time of Day	Lap Tm	S1	S2	S3	S2Spd	SFSpd
(187) Fraser MUTCH							
1	13:37:27.015			22.148	17.142	98.4	94.0
2	13:38:25.676	58.661	19.537	21.933	17.191	99.7	93.7
3	13:39:24.155	58.479	19.259	21.972	17.248	95.7	94.4
4	13:40:22.737	58.582	19.232	22.126	17.224	97.7	93.3
5	13:41:21.949	59.212	19.383	22.568	17.261	94.0	93.2
6	13:42:20.531	58.582	19.093	22.087	17.402	94.9	94.8
7	13:43:18.866	58.335	19.398	21.975	16.962	95.9	96.0
8	13:44:17.007	58.141	18.854	22.129	17.158	95.2	94.8
9	13:45:16.583	59.576	18.853	23.229	17.494	95.9	94.5
10	13:46:15.750	59.167	18.983	22.515	17.669	96.0	92.6
11	13:47:14.699	58.949	19.280	22.402	17.267	95.3	93.7
12	13:48:12.970	58.271	18.914	22.152	17.205	95.9	94.8

Lap	Time of Day	Lap Tm	S1	S2	S3	S2Spd	SFSpd
(10) Declan MacLENNAN							
1	13:37:32.021			24.000	17.803	94.4	91.1
2	13:38:32.860	1:00.839	19.889	23.036	17.914	93.1	91.2
3	13:39:32.948	1:00.088	19.485	22.840	17.763	91.4	90.1
4	13:40:33.688	1:00.740	19.898	23.048	17.794	91.8	91.8
5	13:41:33.833	1:00.145	19.548	22.804	17.793	90.9	91.2
6	13:42:34.592	1:00.759	19.497	23.637	17.625	91.7	91.3
7	13:43:34.841	1:00.249	19.293	22.873	18.083	91.8	91.4
8	13:44:35.110	1:00.269	19.298	22.616	18.355	93.7	90.1
9	13:45:35.014	59.904	19.404	22.749	17.751	91.9	90.3
10	13:46:35.373	1:00.359	19.467	23.117	17.775	91.8	90.3
11	13:47:35.569	1:00.196	19.502	22.936	17.758	92.4	90.8
12	13:48:36.240	1:00.671	19.986	22.837	17.848	92.4	91.4

Lap	Time of Day	Lap Tm	S1	S2	S3	S2Spd	SFSpd
(38) Ronan MEEK							
1	13:37:29.082			22.800	17.915	92.8	86.6
2	13:38:29.784	1:00.702	19.971	22.918	17.813	91.9	91.2
3	13:39:30.353	1:00.569	19.700	22.909	17.960	90.7	90.4
4	13:40:31.519	1:01.166	19.911	23.069	18.186	91.2	90.3
5	13:41:32.523	1:01.004	19.821	23.178	18.005	90.0	90.9
6	13:42:33.960	1:01.437	19.754	23.721	17.962	89.8	90.9
7	13:43:34.811	1:00.851	19.733	23.110	18.008	91.4	90.6
8	13:44:35.328	1:00.517	19.540	22.712	18.265	93.3	91.7
9	13:45:35.464	1:00.136	19.702	22.622	17.812	91.9	90.4
10	13:46:36.078	1:00.614	19.803	22.925	17.886	91.9	90.4
11	13:47:36.923	1:00.845	19.748	23.215	17.882	92.1	90.6
12	13:48:37.538	1:00.615	19.894	22.828	17.893	91.6	90.9

Lap	Time of Day	Lap Tm	S1	S2	S3	S2Spd	SFSpd
(80) Drew PATON							
1	13:37:31.019			23.590	17.994		91.3
2	13:38:32.688	1:01.669	20.307	23.301	18.061		90.9
3	13:39:34.151	1:01.463	20.296	23.150	18.017		90.1
4	13:40:35.776	1:01.625	20.268	23.304	18.053		91.3
5	13:41:37.363	1:01.587	20.233	23.340	18.014		89.6
6	13:42:40.300	1:02.937	20.302	23.635	19.000		90.2
7	13:43:41.886	1:01.586	20.240	23.300	18.046		90.1
8	13:44:43.527	1:01.641	20.193	23.231	18.217		90.4
9	13:45:45.165	1:01.638	20.164	23.349	18.125		90.8
10	13:46:48.463	1:03.298	20.603	24.587	18.108		89.7
11	13:47:50.009	1:01.546	20.234	23.296	18.016		90.6
12	13:48:51.948	1:01.939	20.131	23.611	18.197		91.2

Lap	Time of Day	Lap Tm	S1	S2	S3	S2Spd	SFSpd
(70) Martin LYELL							
1	13:37:32.939			24.031	18.332	93.7	90.1
2	13:38:34.478	1:01.539	20.265	23.235	18.039	94.3	88.9

Lap	Time of Day	Lap Tm	S1	S2	S3	S2Spd	SFSpd
3	13:39:36.921	1:02.443	20.448	23.685	18.310	92.1	89.1
4	13:40:39.543	1:02.622	20.605	23.820	18.197	92.6	89.4
5	13:41:41.690	1:02.147	20.247	23.981	17.919	90.4	90.1
6	13:42:42.810	1:01.120	19.918	23.249	17.953	91.6	90.1
7	13:43:44.405	1:01.595	20.375	23.280	17.940	91.7	89.7
8	13:44:45.519	1:01.114	19.857	23.220	18.037	91.8	89.7
9	13:45:46.637	1:01.118	19.845	23.208	18.065	90.7	89.1
10	13:46:48.855	1:02.218	20.169	24.128	17.921	91.7	89.6
11	13:47:50.337	1:01.482	20.021	23.415	18.046	92.6	90.0
12	13:48:52.224	1:01.887	19.978	23.562	18.347	92.6	90.6

Lap	Time of Day	Lap Tm	S1	S2	S3	S2Spd	SFSpd
(189) David MUNRO							
1	13:37:34.593			24.852	17.906		91.7
2	13:38:36.231	1:01.638	20.185	23.469	17.984		91.3
3	13:39:37.829	1:01.598	20.300	23.242	18.056		91.1
4	13:40:40.078	1:02.249	20.435	23.569	18.245		93.3
5	13:41:42.666	1:02.588	20.403	23.788	18.397		93.5
6	13:42:44.663	1:01.997	20.055	23.945	17.997		92.8
7	13:43:46.909	1:02.246	20.501	23.731	18.014		91.8
8	13:44:48.334	1:01.425	19.999				91.8
9	13:45:49.795	1:01.461	19.979	23.322	18.160		92.2
10	13:46:51.968	1:02.173	20.320	23.814	18.039		92.8
11	13:47:53.213	1:01.245	20.025	23.204	18.016		91.9
12	13:48:54.408	1:01.195	20.003	23.301	17.891		92.2

Lap	Time of Day	Lap Tm	S1	S2	S3	S2Spd	SFSpd
(36) Crichton CAMPBELL							
1	13:37:31.613			23.731	18.034	93.6	91.4
2	13:38:34.240	1:02.627	20.486	23.370	18.771	93.6	84.8
3	13:39:36.701	1:02.461	20.439	23.631	18.391	92.2	90.4
4	13:40:39.809	1:03.108	20.639	23.814	18.655	92.2	92.3
5	13:41:42.094	1:02.285	20.366	23.756	18.163	93.3	91.9
6	13:42:43.567	1:01.473	20.091	23.326	18.056	92.6	91.6
7	13:43:45.403	1:01.836	20.450	23.239	18.147	93.2	91.2
8	13:44:47.268	1:01.865	20.056	23.328	18.481	92.4	90.7
9	13:45:49.482	1:02.214	20.290	23.443	18.481	92.2	90.3
10	13:46:52.273	1:02.791	20.312	24.133	18.346	91.8	91.7
11	13:47:53.806	1:01.533	20.012	23.264	18.257	92.6	91.2
12	13:48:55.339	1:01.533	20.022	23.303	18.208	93.3	91.8

Lap	Time of Day	Lap Tm	S1	S2	S3	S2Spd	SFSpd
(303) Jamie ANDERSON							
1	13:37:32.430			24.187	18.290	92.4	90.2
2	13:38:34.546	1:02.116	20.291	23.569	18.256	93.3	90.4
3	13:39:37.135	1:02.589	20.475	23.758	18.356	91.1	90.4
4	13:40:39.547	1:02.412	20.502	23.901	18.009	92.4	91.3
5	13:41:42.211	1:02.664	20.129	24.166	18.369		


KMSC National Motorcycle racing
KMSC CB500's
Knockhill 1.267 miles
Race 19 - 2nd Race
31/05/2026 13:30
Race (12 Laps) started at 13:36:26

Lap	Time of Day	Lap Tm	S1	S2	S3	S2Spd	SFSpd	Lap	Time of Day	Lap Tm	S1	S2	S3	S2Spd	SFSpd
(29) Ewan AUSTIN															
1	13:37:35.172			24.884	18.677	92.6	88.9	1	13:37:38.343			25.602	18.901	93.5	91.4
2	13:38:38.390	1:03.218	20.529	24.193	18.496	91.8	88.8	2	13:38:43.065	1:04.722	21.337	24.622	18.763	91.8	90.1
3	13:39:41.981	1:03.591	20.761	24.157	18.673	88.8	87.2	3	13:39:49.110	1:06.045	21.541	25.397	19.107	88.2	90.4
4	13:40:45.865	1:03.884	20.860	24.289	18.735	90.1	87.2	4	13:40:54.887	1:05.777	21.833	25.053	18.891		91.3
5	13:41:49.179	1:03.314	20.758	24.202	18.354	88.8	88.9	5	13:42:00.037	1:05.150	21.376	24.795	18.979	90.1	91.2
6	13:42:52.296	1:03.117	20.516	24.176	18.425	89.5	87.6	6	13:43:09.021	1:08.984	21.517	28.294	19.173	86.8	91.2
7	13:43:55.451	1:03.155	20.380	24.458	18.317	91.3	87.7	7	13:44:14.033	1:05.012	21.186	25.179	18.647	89.6	91.6
8	13:44:58.801	1:03.350	20.688	24.219	18.443	88.2	86.9	8	13:45:19.898	1:05.865	21.103	24.751	20.011	92.9	91.3
9	13:46:02.799	1:03.998	20.826	24.454	18.718	89.1	86.8	9	13:46:24.271	1:04.373	20.880	24.927	18.566	92.9	90.6
10	13:47:05.900	1:03.101	20.356	24.206	18.539	88.3	85.7	10	13:47:29.589	1:05.318	21.053	25.629	18.636		90.8
11	13:48:09.170	1:03.270	20.481	24.066	18.723	88.3	87.2	11	13:48:33.878	1:04.289	21.054	24.533	18.702	90.6	92.1
12	13:49:14.444	1:05.274	20.632	24.890	19.752	86.3	83.6								
(88) Chris GALLETLY															
1	13:37:39.939							1	13:37:39.939						90.0
2	13:38:46.824	1:06.885	22.358	25.797	18.730			2	13:38:46.824	1:06.885	22.358	25.797	18.730		90.8
3	13:39:53.698	1:06.874	21.869					3	13:39:53.698	1:06.874	21.869				90.3
4	13:41:01.645	1:07.947	22.433					4	13:41:01.645	1:07.947	22.433				91.3
5	13:42:08.411	1:06.766	21.851					5	13:42:08.411	1:06.766	21.851				90.1
6	13:43:15.711	1:07.300	22.282					6	13:43:15.711	1:07.300	22.282				91.2
7	13:44:23.371	1:07.660	22.038					7	13:44:23.371	1:07.660	22.038				90.8
8	13:45:30.705	1:07.334	22.242					8	13:45:30.705	1:07.334	22.242				91.4
9	13:46:38.094	1:07.389	22.505					9	13:46:38.094	1:07.389	22.505				90.9
10	13:47:44.298	1:06.204	21.897					10	13:47:44.298	1:06.204	21.897				90.2
11	13:48:51.940	1:07.642	22.354					11	13:48:51.940	1:07.642	22.354				90.9
(179) Paul CHAMBERLAIN															
1	13:37:39.530			26.051	19.359	89.2	87.4	1	13:37:39.530			26.051	19.359	89.2	87.4
2	13:38:46.654	1:07.124	21.910	25.770	19.444	88.6	86.7	2	13:38:46.654	1:07.124	21.910	25.770	19.444	88.6	86.7
3	13:39:53.179	1:06.525	21.506	25.696	19.323	86.6	88.0	3	13:39:53.179	1:06.525	21.506	25.696	19.323	86.6	88.0
4	13:41:00.425	1:07.246	22.065	25.754	19.427	86.8	86.8	4	13:41:00.425	1:07.246	22.065	25.754	19.427	86.8	86.8
5	13:42:06.497	1:06.072	21.523	25.405	19.144	87.0	88.1	5	13:42:06.497	1:06.072	21.523	25.405	19.144	87.0	88.1
6	13:43:11.760	1:05.263	21.024	25.213	19.026	87.3	88.3	6	13:43:11.760	1:05.263	21.024	25.213	19.026	87.3	88.3
7	13:44:16.905	1:05.145	20.972	24.902	19.271	87.5	88.4	7	13:44:16.905	1:05.145	20.972	24.902	19.271	87.5	88.4
8	13:45:22.333	1:05.428	20.965	25.023	19.440	88.0	88.2	8	13:45:22.333	1:05.428	20.965	25.023	19.440	88.0	88.2
9	13:46:31.628	1:09.295	21.121	24.954	23.220	81.1	85.8	9	13:46:31.628	1:09.295	21.121	24.954	23.220	81.1	85.8
10	13:47:38.499	1:06.871	21.323	26.264	19.284	85.6	88.0	10	13:47:38.499	1:06.871	21.323	26.264	19.284	85.6	88.0
11	13:48:52.408	1:13.909	21.515	29.174	23.220	62.5	84.0	11	13:48:52.408	1:13.909	21.515	29.174	23.220	62.5	84.0
(33) William MALCOLM															
1	13:37:41.927			26.263	20.456	92.6	88.5	1	13:37:41.927			26.263	20.456	92.6	88.5
2	13:38:50.773	1:08.846	22.623	26.117	20.106	90.4	90.1	2	13:38:50.773	1:08.846	22.623	26.117	20.106	90.4	90.1
3	13:39:59.759	1:08.986	22.705	26.174	20.107	89.6	90.3	3	13:39:59.759	1:08.986	22.705	26.174	20.107	89.6	90.3
4	13:41:11.082	1:11.323	23.422	26.619	21.282	89.0	87.8	4	13:41:11.082	1:11.323	23.422	26.619	21.282	89.0	87.8
5	13:42:18.699	1:07.617	22.263	25.747	19.607	91.4	90.6	5	13:42:18.699	1:07.617	22.263	25.747	19.607	91.4	90.6
6	13:43:27.396	1:08.697	22.069	26.716	19.912	87.0	91.2	6	13:43:27.396	1:08.697	22.069	26.716	19.912	87.0	91.2
7	13:44:35.186	1:07.790	22.246	25.599	19.945	90.4	90.9	7	13:44:35.186	1:07.790	22.246	25.599	19.945	90.4	90.9
8	13:45:42.979	1:07.793	21.879	25.907	20.007	89.8	89.8	8	13:45:42.979	1:07.793	21.879	25.907	20.007	89.8	89.8
9	13:46:51.883	1:08.904	22.468	26.444	19.992	88.6	90.7	9	13:46:51.883	1:08.904	22.468	26.444	19.992	88.6	90.7
10	13:48:00.702	1:08.819	22.778	26.157	19.884	90.1	90.3	10	13:48:00.702	1:08.819	22.778	26.157	19.884	90.1	90.3
11	13:49:08.291	1:07.589	22.464	25.400	19.725	89.7	90.3	11	13:49:08.291	1:07.589	22.464	25.400	19.725	89.7	90.3
(244) Nathan MOCHAN															
1	13:37:44.249			28.128	19.871	92.6	91.2	1	13:37:44.249			28.128	19.871	92.6	91.2
2	13:38:52.273	1:08.024	22.348	26.321	19.355	92.3	91.8	2	13:38:52.273	1:08.024	22.348	26.321	19.355	92.3	91.8
3	13:39:59.998	1:07.725	22.310	26.011	19.404	91.6	93.3	3	13:39:59.998	1:07.725	22.310	26.011	19.404	91.6	93.3
4	13:41:10.355	1:10.357	23.682	26.548	20.127	90.8	91.3	4	13:41:10.355	1:10.357	23.682	26.548	20.127	90.8	91.3
5	13:42:18.052	1:07.697	22.179	26.057	19.461	90.0	92.3	5	13:42:18.052	1:07.697	22.179	26.057	19.461	90.0	92.3
6	13:43:27.596	1:09.544	22.629	27.261	19.654	90.7	93.1	6	13:43:27.596	1:09.544	22.629	27.261	19.654	90.7	93.1
7	13:44:36.228	1:08.632	22.603	25.780	20.249	91.9	91.7	7	13:44:36.228	1:08.632	22.603	25.780	20.249	91.9	91.7
8	13:45:44.226	1:07.998	22.298	26.059	19.641	89.6	92.1	8	13:45:44.226	1:07.998	22.298	26.059	19.641	89.6	92.1
9	13:46:53.400	1:09.174	22.556	26.833	19.785	92.6	92.4	9	13:46:53.400	1:09.174	22.556	26.833	19.785	92.6	92.4
10	13:48:01.544	1:08.144	22.785	26.081	19.278	93.3	92.9	10	13:48:01.544	1:08.144	22.785	26.081	19.278	93.3	92.9
11	13:49:09.205	1:07.661	22.273	25.802	19.586	92.3	91.1	11	13:49:09.205	1:07.661	22.273	25.802	19.586	92.3	91.1
(139) Charlene LESSELLS															
1	13:37:44.681			28.416	20.431	86.1	90.1	1	13:37:44.681			28.416	20.431	86.1	90.1
2	13:38:56.286	1:11.605	23.168	27.684	20.753	84.5	85.7	2	13:38:56.286	1:11.605	23.168	27.684	20.753	84.5	85.7
3	13:40:10.151	1:13.865	24.283	28.732	20.850	83.0	86.4	3	13:40:10.151	1:13.865	24.283	28.732	20.850	83.0	86.4
4	13:41:26.121	1:15.970	25.721	29.309	20.940	81.3	87.2	4	13:41:26.121	1:15.970	25.721	29.309	20.940	81.3	87.2
5	13:42:41.020	1:14.899	23.913	29.194	21.792	84.0	85.7	5	13:42:41.020	1:14.899	23.913	29.194	21.792	84.0	85.7
6	13:43:54.995	1:13.975	24.188	28.836	20.951	82.3	86.7	6	13:43:54.995	1:13.975	24.188	28.836	20.951	82.3	86.7
7	13:45:07.663	1:12.668	24.055	27.944	20.669	83.7	84.5	7	13:45:07.663	1:12.668	24.055	27.944	20.669	83.7	84.5
8	13:46:21.063	1:13.400	24.041	28.533	20.826	83.3	83.7	8	13:46:21.063	1:13.400	24.041	28.533	20.826	83.3	83.7
9	13:47:33.944	1:12.881	23.786	28.022	21.073	81.6	85.1	9							

KMSC National Motorcycle racing
KMSC CB500's
Knockhill 1.267 miles
Race 19 - 2nd Race
31/05/2026 13:30
Race (12 Laps) started at 13:36:26

Lap	Time of Day	Lap Tm	S1	S2	S3	S2Spd	SFSpd	Lap	Time of Day	Lap Tm	S1	S2	S3	S2Spd	SFSpd
10	13:48:47.173	1:13.229	24.276	28.121	20.832	83.6	84.3								
(535) Chris FENTON															
1	13:37:45.892			28.348	20.205	88.5	89.7								
2	13:38:58.151	1:12.259	24.230	27.140	20.889	87.5	86.5								
3	13:40:11.957	1:13.806	25.056	28.262	20.488	86.3	89.2								
4	13:41:27.299	1:15.342	25.355	29.147	20.840	85.7	90.0								
5	13:42:42.255	1:14.956	24.696	29.028	21.232	86.7	89.1								
6	13:43:57.979	1:15.724	26.186	28.662	20.876	86.6	88.6								
7	13:45:12.031	1:14.052	25.027	28.520	20.505	87.6	88.8								
8	13:46:26.569	1:14.538	24.997	28.470	21.071	86.1	86.9								
9	13:47:41.333	1:14.764	24.724	28.943	21.097	83.1	89.2								
10	13:48:56.393	1:15.060	25.330	28.787	20.943	87.0	88.4								
(172) Steven ALLAN															
1	13:37:27.338			22.269	17.222	98.1	95.5								
2	13:38:25.823	58.485	19.314	22.078	17.093	98.0	95.1								
3	13:39:24.309	58.486	19.249	22.093	17.144	96.8	95.6								
(17) Robert COLEMAN															
1	13:37:37.519			25.467	18.966	91.1	90.0								
2	13:38:42.837	1:05.318	21.610	24.574	19.134	91.7	89.8								
3	13:39:51.019	1:08.182	21.216	24.987	21.979	88.6	35.5								

Clerk of the Course
Orbits
Sig : Time :
Chief Timekeeper : Ian Sharp (SMART Timing)
Results available at www.smart-timing.co.uk and www.speedhive.com
Printed: 31/05/2026 13:50:28

KMSC National Motorcycle racing
Lapchart
KMSC CB500's
Knockhill 1.267 miles
Race 19 - 2nd Race
31/05/2026 13:30
Race (12 Laps) started at 13:36:26


Competitors	Laps												
	1	2	3	4	5	6	7	8	9	10	11	12	
Fraser MUTCH (187)	1	187	87	87	187	187	87	87	187	87	87	87	87
Finn CHALK (87)	2	87	187	187	87	87	187	187	87	187	187	187	187
Steven ALLAN (172)	3	172	172	172	38	38	38	38	10	10	10	10	10
Ronan MEEK (38)	4	38	38	38	10	10	10	10	38	38	38	38	38
Drew PATON (80)	5	80	80	10	80	80	80	80	80	80	80	80	80
Crichton CAMPBELL (36)	6	36	10	80	70	70	70	70	70	70	70	70	70
Declan MacLENNAN (10)	7	10	36	36	303	36	36	36	36	36	189	189	189
Jamie ANDERSON (303)	8	303	70	70	36	303	303	303	303	303	36	36	36
Martin LYELL (70)	9	70	303	303	189	189	189	189	189	189	303	303	303
David MUNRO (189)	10	189	189	189	85	85	7	7	7	7	7	7	7
James HESSON (85)	11	85	85	85	29	7	85	29	29	85	85	85	85
Ewan AUSTIN (29)	12	29	29	29	7	29	29	85	85	29	29	29	29
Dylan WAPLINGTON (116)	13	116	116	7	116	116	58	58	116	116	58	58	58
Graham FARQUHARSON (68)	14	68	68	116	68	58	116	116	58	58	116	116	116
Dave FORDYCE (19)	15	19	58	68	58	68	68	68	68	68	68	68	68
Robert COLEMAN (17)	16	17	19	58	19	19	19	19	19	19	19	19	19
Barry STEWART (58)	17	58	7	19	135	135	135	135	135	135	135	135	135
Kristopher LENNIE (135)	18	135	17	135	179	179	179	179	179	179	179	179	88
Paul CHAMBERLAIN (179)	19	179	135	17	88	88	88	88	88	88	88	88	179
Graham LYELL (7)	20	7	179	179	244	244	33	33	33	33	33	33	33
Chris GALLETLY (88)	21	88	88	88	33	33	244	244	244	244	244	244	244
William MALCOLM (33)	22	33	33	33	139	139	139	139	139	139	139	139	139
Nathan MOCHAN (244)	23	244	244	244	535	535	535	535	535	535	535	535	535
Charlene LESSELLS (139)	24	139	139	139									
Chris FENTON (535)	25	535	535	535									
-	26												
-	27												

Clerk of the Course
Orbits

Sig : **Time :**
Chief Timekeeper : Ian Sharp (SMART Timing)
Results available at www.smart-timing.co.uk and www.speedhive.com



KMSC National Motorcycle racing

Sorted on Laps

KMSC Lightweights

Knockhill 1.267 miles

Race 20 - 2nd Race

31/05/2026 13:45

Race (12 Laps) started at 14:08:41

Pos	No.	Name	Make/Model	CC	Class	Laps	Total Tm	Diff	Best Tm	In Lap	Avg. Speed
1	63	Jack DUNABIE	Beon	450	SL	12	10:30.658		51.924	9	86.787
2	146	Kian McDONALD	Aprilia	660	SL	12	10:51.693	21.035	53.483	9	83.986
3	134	Kenneth MacLEOD	BMW	900	SL	12	10:52.388	21.730	53.373	11	83.897
4	123	Johnny STEWART	Aprilia	660	SL	12	10:52.451	21.793	53.379	11	83.888
5	38	Adon DAVIE	Honda	250	SL	12	10:58.998	28.340	53.973	10	83.055
6	45	Marley MacKENZIE	Kawasaki	400	SL C	12	11:02.128	31.470	54.267	12	82.662
7	7	Finn CHALK	BMW	900	SL	12	11:03.180	32.522	54.688	9	82.531
8	19	Tyler HUMPHRIES	Beon	250	SL C	12	11:04.467	33.809	54.530	4	82.371
9	3	Ben McLUSKEY	BMW	900	SL	12	11:10.807	40.149	54.680	11	81.593
10	93	Ryan MORRISON	Aprilia	660	SL	12	11:10.873	40.215	54.460	11	81.585
11	31	Lewis PATERSON		600	SL C	12	11:12.029	41.371	54.832	11	81.445
12	2	Kade WATT	Kawasaki	400	SL C	12	11:18.663	48.005	55.605	9	80.648
13	10	Declan MacLENNAN	BMW	900	SL	12	11:21.770	51.112	55.496	11	80.281
14	94	Barry O'DONNELL	Aprilia	660	SL C	11	10:45.427	1 Lap	57.355	11	77.735
15	110	Chris EASTWOOD	Aprilia	660	SL	11	10:49.040	1 Lap	56.257	7	77.302
16	999	Tony ALEXANDER	BMW	900	SL	11	10:49.323	1 Lap	58.014	6	77.268
17	44	Evan PUNTON	Suzuki	650	SL C	10	10:41.283	2 Laps	1:02.182	4	71.124
18	22	Andrew NEIL	Yamaha	400	SL C	10	11:02.303	2 Laps	1:04.990	2	68.867

Not classified

DNF	87	Fraser MUTCH	BMW	900	SL	10	9:18.232	DNF	54.813	4	81.706
DNF	96	Zoe PATERSON	Aprilia	660	SL	9	8:57.067	DNF	56.485	4	76.433
DNS	52	Michael THOMSON	KTM Kramer	690	SL C			DNS		0	-
DNS	40	Archie ORMROD	Kawasaki	400	SL C			DNS		0	-

Margin of Victory	Avg. Speed	Best Lap Tm	Best Speed	Best Lap by
21.035	86.787	51.924	87.842	63 - Jack DUNABIE

Clerk of the Course

Orbits

Sig : Time :
 Chief Timekeeper : Ian Sharp (SMART Timing)
 Results available at www.smart-timing.co.uk and www.speedhive.com

Printed: 31/05/2026 14:21:25



KMSC National Motorcycle racing

KMSC Lightweights

Race 20 - 2nd Race

Race (12 Laps) started at 14:08:41

Knockhill 1.267 miles

31/05/2026 13:45

Lap	Time of Day	Lap Tm	S1	S2	S3	S2Spd	SFSpd
(63) Jack DUNABIE							
1	14:09:36.460			20.166	14.905	118.4	116.5
2	14:10:28.650	52.190	17.285	19.988	14.917	118.1	116.1
3	14:11:20.862	52.212	17.357	19.974	14.881	118.8	116.5
4	14:12:13.065	52.203	17.396	20.044	14.763	118.8	117.5
5	14:13:06.162	53.097	17.335	19.987	15.775	119.0	114.5
6	14:13:58.299	52.137	17.305	20.008	14.824	117.5	116.5
7	14:14:50.294	51.995	17.290	19.811	14.894	118.8	116.3
8	14:15:42.340	52.046	17.350	19.835	14.861	117.9	117.1
9	14:16:34.264	51.924	17.231	19.839	14.854	118.8	117.3
10	14:17:27.947	53.683	17.532	21.177	14.974	119.4	116.9
11	14:18:19.960	52.013	17.330	19.837	14.846	118.6	117.1
12	14:19:12.365	52.405	17.362	19.891	15.152	119.2	116.3

Lap	Time of Day	Lap Tm	S1	S2	S3	S2Spd	SFSpd
(146) Kian McDONALD							
1	14:09:38.946			20.676	15.785		114.5
2	14:10:33.204	54.258	17.994	20.785	15.479		115.7
3	14:11:27.642	54.438	18.160	20.902	15.376		117.1
4	14:12:21.758	54.116	17.977	20.547	15.592	117.5	
5	14:13:16.017	54.259	18.120	20.629	15.510		115.5
6	14:14:09.784	53.767	17.757	20.681	15.329		115.5
7	14:15:04.258	54.474	17.832	20.663	15.979		115.9
8	14:15:58.758	54.500	17.902	20.683	15.915		115.7
9	14:16:52.241	53.483	17.681	20.489	15.313		116.5
10	14:17:46.035	53.794	17.820	20.616	15.358		116.1
11	14:18:39.764	53.729	17.632	20.632	15.465		115.7
12	14:19:33.400	53.636	17.877	20.426	15.333		116.1

Lap	Time of Day	Lap Tm	S1	S2	S3	S2Spd	SFSpd
(134) Kenneth MacLEOD							
1	14:09:38.793			21.001	15.875	110.9	110.9
2	14:10:33.120	54.327	17.767	20.887	15.673	111.5	109.3
3	14:11:27.487	54.367	17.952	20.860	15.555	113.0	110.4
4	14:12:21.692	54.205	17.828	20.760	15.617	113.0	111.3
5	14:13:16.173	54.481	18.009	20.730	15.742	113.2	108.1
6	14:14:10.494	54.321	17.935	20.845	15.541	115.3	110.6
7	14:15:04.550	54.056	17.590	20.540	15.926	114.5	111.3
8	14:15:59.089	54.539	17.882	20.664	15.993		111.1
9	14:16:53.289	54.200	18.025	20.474	15.701	117.5	112.2
10	14:17:46.964	53.675	17.626	20.435	15.614	116.1	112.0
11	14:18:40.337	53.373	17.547	20.327	15.499	115.3	112.2
12	14:19:34.095	53.758	18.029	20.282	15.447	116.9	111.1

Lap	Time of Day	Lap Tm	S1	S2	S3	S2Spd	SFSpd
(123) Johnny STEWART							
1	14:09:39.556			20.990	15.713		115.5
2	14:10:34.149	54.593	18.060	20.737	15.796		114.3
3	14:11:28.514	54.365	18.034	20.755	15.576		115.9
4	14:12:22.574	54.060	17.811	20.592	15.657		115.9
5	14:13:16.664	54.090	17.878	20.543	15.669		113.7
6	14:14:10.900	54.236	17.845	20.630	15.761		113.5
7	14:15:04.829	53.929	17.816	20.456	15.657		115.9
8	14:15:59.112	54.283	17.894	20.429	15.960		115.7
9	14:16:52.994	53.882	17.738	20.520	15.624		114.9
10	14:17:46.666	53.672	17.638	20.533	15.501		114.9
11	14:18:40.045	53.379	17.456	20.362	15.561		115.7
12	14:19:34.158	54.113	18.006	20.461	15.646		115.9

Lap	Time of Day	Lap Tm	S1	S2	S3	S2Spd	SFSpd
(38) Adon DAVIE							
1	14:09:41.564			21.662	15.961	107.5	104.0
2	14:10:36.248	54.684	17.688	20.817	16.179	108.4	102.9
3	14:11:31.078	54.830	17.774	21.158	15.898	107.0	104.7
4	14:12:25.901	54.823	17.821	20.919	16.083	109.1	103.9
5	14:13:20.414	54.513	17.726	20.759	16.028	108.8	102.6
6	14:14:14.808	54.394	17.900	20.600	15.894	105.2	102.6
7	14:15:09.875	55.067	18.282	20.738	16.047	104.4	103.7
8	14:16:04.175	54.300	17.620	20.664	16.016	104.4	103.6
9	14:16:58.308	54.133	17.701	20.534	15.898	104.9	103.4
10	14:17:52.281	53.973	17.584	20.539	15.850	104.5	103.2
11	14:18:46.346	54.065	17.606	20.507	15.952	104.9	103.1
12	14:19:40.705	54.359	17.622	20.917	15.820	104.2	103.4

Lap	Time of Day	Lap Tm	S1	S2	S3	S2Spd	SFSpd
(45) Marley MacKENZIE							
1	14:09:41.085			21.478	16.514	107.5	105.2
2	14:10:36.474	55.389	17.911	21.139	16.339	109.3	103.4

Lap	Time of Day	Lap Tm	S1	S2	S3	S2Spd	SFSpd
3	14:11:31.388	54.914	17.952	20.912	16.050	110.2	105.8
4	14:12:26.021	54.633	17.772	20.929	15.932	109.1	106.2
5	14:13:21.084	55.063	17.809	21.193	16.061	110.9	105.5
6	14:14:16.691	55.607	18.022	20.929	16.656	110.2	104.2
7	14:15:11.972	55.281	18.381	20.864	16.036	108.6	105.7
8	14:16:06.268	54.296	17.659	20.584	16.053	110.4	106.2
9	14:17:00.594	54.326	17.794	20.741	15.791	108.4	106.4
10	14:17:55.254	54.660	17.742	20.903	16.015	110.4	106.0
11	14:18:49.568	54.314	17.860	20.794	15.660		105.2
12	14:19:43.835	54.267	17.574	20.741	15.952		105.2

Lap	Time of Day	Lap Tm	S1	S2	S3	S2Spd	SFSpd
(7) Finn CHALK							
1	14:09:40.656			21.339	16.050		111.8
2	14:10:35.780	55.124	18.149	20.948	16.027		111.3
3	14:11:30.662	54.882	18.088	20.855	15.939		111.8
4	14:12:25.443	54.781	18.097	20.766	15.918		110.9
5	14:13:20.710	55.267	18.061	21.238	15.968		108.4
6	14:14:15.462	54.752	18.213	20.693	15.846		109.8
7	14:15:10.450	54.988	18.336	20.767	15.885		112.0
8	14:16:05.340	54.890	17.939	20.985	15.966		111.1
9	14:17:00.028	54.688	18.084	20.786	15.818		111.1
10	14:17:54.836	54.808	18.144	20.865	15.799		111.1
11	14:18:49.719	54.883	18.100	20.864	15.919		110.0
12	14:19:44.887	55.168	18.323	20.926	15.919		110.2

Lap	Time of Day	Lap Tm	S1	S2	S3	S2Spd	SFSpd
(19) Tyler HUMPHRIES							
1	14:09:41.638			21.489	16.705	108.2	103.2
2	14:10:36.489	54.851	17.998	20.939	15.914	107.7	104.4
3	14:11:31.605	55.116	18.126	20.859	16.131	109.7	104.9
4	14:12:26.135	54.530	17.897	20.822	15.811	108.2	105.5
5	14:13:21.235	55.100	17.974	21.099	16.027	109.1	104.4
6	14:14:16.373	55.138	17.994	20.931	16.213	109.8	102.6
7	14:15:11.403	55.030	18.330	20.803	15.897		104.7
8	14:16:06.508	55.105	17.951	20.767	16.387	106.5	103.7
9	14:17:01.285	54.777	17.998	20.806	15.973		105.2
10	14:17:56.378	55.093	18.071	21.111	15.911		104.0
11	14:18:51.368	54.990	18.023	21.073	15.894	105.2	103.4
12	14:19:46.174	54.806	17.974	20.938	15.894	105.5	103.9

Lap	Time of Day	Lap Tm	S1	S2	S3	S2Spd	SFSpd
(3) Ben McLUSKEY							
1	14:09:42.991			22.207	15.923		110.7
2	14:10:38.815	55.824	18.464	21.212	16.148		114.3
3	14:11:34.639	55.824	18.449	21.332	16.043	115.7	110.0
4	14:12:30.235	55.596	18.343	21.390	1		

KMSC National Motorcycle racing

KMSC Lightweights

Knockhill 1.267 miles

Race 20 - 2nd Race

31/05/2026 13:45

Race (12 Laps) started at 14:08:41

Lap	Time of Day	Lap Tm	S1	S2	S3	S2Spd	SFSpd
7	14:15:17.254	55.436	18.055	21.268	16.113	106.9	106.4
8	14:16:12.669	55.415	18.083	21.230	16.102	107.7	107.0
9	14:17:08.743	56.074	18.212	21.778	16.084	108.2	107.0
10	14:18:03.727	54.984	18.050	20.885	16.049	107.0	106.4
11	14:18:58.559	54.832	18.043	20.803	15.986	107.5	106.2
12	14:19:53.736	55.177	18.080	20.835	16.262	106.4	106.2

Lap	Time of Day	Lap Tm	S1	S2	S3	S2Spd	SFSpd
(44) Evan PUNTON							
1	14:09:50.440			25.121	18.253	95.9	99.9
2	14:10:54.586	1:04.146	20.831	25.040	18.275	97.3	99.0
3	14:11:57.453	1:02.867	20.870	24.173	17.824	97.8	101.5
4	14:12:59.635	1:02.182	20.371	23.915	17.896	98.8	101.8
5	14:14:02.140	1:02.505	20.530	23.862	18.113	99.1	100.5
6	14:15:04.802	1:02.662	20.647	24.315	17.700		101.4
7	14:16:08.979	1:04.177	20.527	24.093	19.557	98.3	102.3
8	14:17:15.934	1:06.955	20.608	24.817	21.530		99.3
9	14:18:19.724	1:03.790	20.829	24.844	18.117		100.3
10	14:19:22.990	1:03.266	20.908	24.290	18.068	99.1	99.6

(2) Kade WATT							
1	14:09:41.803			21.686	16.418		102.9
2	14:10:37.896	56.093	18.218	21.572	16.303		102.8
3	14:11:34.015	56.119	18.292	21.562	16.265		102.8
4	14:12:30.767	56.752	18.496	21.817	16.439		104.5
5	14:13:27.102	56.335	18.196	21.621	16.518		102.9
6	14:14:23.800	56.698	18.880	21.572	16.246		103.9
7	14:15:19.768	55.968	18.308	21.420	16.240		102.1
8	14:16:15.698	55.930	18.393	21.405	16.132		104.0
9	14:17:11.303	55.605	18.137	21.292	16.176		104.5
10	14:18:07.077	55.774	18.113	21.506	16.155		103.9
11	14:19:02.757	55.680	18.282	21.368	16.030		104.2
12	14:20:00.370	57.613	19.033	22.187	16.393		102.0

(22) Andrew NEIL							
1	14:09:50.961			25.197	18.425	92.2	94.5
2	14:10:55.951	1:04.990	21.456	25.262	18.272		94.7
3	14:12:01.378	1:05.427	21.392	25.527	18.508		94.8
4	14:13:07.114	1:05.736	21.560	25.621	18.555		94.7
5	14:14:12.884	1:05.770	21.738	25.436	18.596		93.3
6	14:15:19.446	1:06.562	22.174	25.640	18.748		94.8
7	14:16:24.830	1:05.384	21.805	25.183	18.396		94.8
8	14:17:32.117	1:07.287	21.864	25.765	19.658		93.9
9	14:18:38.569	1:06.452	21.746	25.862	18.844		93.6
10	14:19:44.010	1:05.441	21.786	25.390	18.265		95.2

(10) Declan MacLENNAN							
1	14:09:45.867			23.035	16.807		109.1
2	14:10:43.536	57.669	19.048	22.206	16.415		108.6
3	14:11:39.781	56.245	18.527	21.551	16.167		109.8
4	14:12:36.102	56.321	18.390	21.527	16.404		110.2
5	14:13:32.180	56.078	18.400	21.340	16.338		108.6
6	14:14:28.055	55.875	18.427	21.243	16.205		109.1
7	14:15:24.174	56.119	18.151	21.493	16.475		108.8
8	14:16:20.723	56.549	18.267	21.971	16.311		110.6
9	14:17:16.559	55.836	18.326	21.356	16.154		110.2
10	14:18:12.224	55.665	18.180	21.277	16.208		109.1
11	14:19:07.720	55.496	18.147	21.277	16.072		108.9
12	14:20:03.477	55.757	18.182	21.263	16.312		108.9

(87) Fraser MUTCH							
1	14:09:39.874			21.238	16.145	111.1	111.7
2	14:10:35.401	55.527	18.241	21.180	16.106	110.9	109.5
3	14:11:30.254	54.853	18.150	20.865	15.838	111.5	110.7
4	14:12:25.067	54.813	17.993	20.933	15.887	110.7	110.9
5	14:13:20.241	55.174	18.080	21.065	16.029	107.9	109.8
6	14:14:15.631	55.390	18.270	20.991	16.129	110.2	110.7
7	14:15:10.947	55.316	18.485	20.949	15.882	110.2	111.5
8	14:16:05.948	55.001	17.941	20.829	16.231	109.3	109.7
9	14:17:01.004	55.056	18.240	20.805	16.011	111.5	109.8
10	14:17:59.939	58.935	18.184	21.081	19.670	110.9	37.8

(94) Barry O'DONNELL							
1	14:09:45.632			22.701	17.017		111.5
2	14:10:44.305	58.673	19.609				113.9
3	14:11:42.763	58.458	19.454	22.316	16.688	114.5	
4	14:12:40.929	58.166	19.066	22.223	16.877	113.9	
5	14:13:38.742	57.813	18.855	22.168	16.790	112.2	
6	14:14:36.583	57.841	18.970	22.162	16.709	111.7	
7	14:15:34.798	58.215	18.909	21.971	17.335	112.8	
8	14:16:32.530	57.732	18.982	22.175	16.575	113.5	
9	14:17:31.836	59.306	19.051	22.811	17.444	113.2	
10	14:18:29.779	57.943	19.009	22.182	16.752	112.4	
11	14:19:27.134	57.355	18.697	22.118	16.540		113.7

(96) Zoe PATERSON							
1	14:09:43.612			22.238	16.364	110.2	108.6
2	14:10:40.114	56.502	18.684	21.562	16.256	109.3	107.7
3	14:11:36.829	56.715	18.607	21.883	16.225	109.3	108.1
4	14:12:33.314	56.485	18.668	21.569	16.248	109.1	108.8
5	14:13:29.861	56.547	18.647	21.559	16.341	108.2	107.4
6	14:14:27.077	57.216	18.904	21.907	16.405	107.9	107.4
7	14:15:24.045	56.968	18.758	21.650	16.560	109.1	106.9
8	14:16:21.145	57.100	18.987	21.661	16.452	109.7	108.4
9	14:17:38.774	1:17.629	18.800	26.262	32.567	54.4	30.5

(110) Chris EASTWOOD							
1	14:09:43.769			22.694	16.508		111.3
2	14:10:40.800	57.031	18.974	21.956	16.101		111.7
3	14:11:37.069	56.269	18.543	21.755	15.971	112.8	
4	14:12:33.753	56.684	18.903	21.621	16.160	112.8	
5	14:13:30.053	56.300	18.601	21.662	16.037	112.6	
6	14:14:26.911	56.858	18.518	22.179	16.161	111.3	
7	14:15:23.168	56.257	18.407	21.708	16.142	111.5	
8	14:16:20.470	57.302	18.504	22.806	15.992	112.6	
9	14:17:36.029	1:15.559			16.937	110.9	
10	14:18:33.721	57.692	19.196	22.402	16.094	112.2	
11	14:19:30.747	57.026	18.830	22.049	16.147	112.4	

(999) Tony ALEXANDER							
1	14:09:45.309			22.906	16.628	107.7	108.2
2	14:10:44.002	58.693	19.338	22.642	16.713	110.6	108.8
3	14:11:42.651	58.649	19.376	22.501	16.772	107.7	107.4
4	14:12:40.936	58.285	19.594	22.268	16.423	110.4	108.6
5	14:13:39.119	58.183	19.264	22.273	16.646	108.4	108.1
6	14:14:37.133	58.014	19.038	22.324	16.652	107.9	
7	14:15:35.527	58.394	19.100	22.583	16.711	107.7	
8	14:16:34.510	58.983	19.558	22.686	16.739	106.9	
9	14:17:33.886	59.376	19.434	23.123	16.819	108.1	
10	14:18:32.497	58.611	19.569	22.338	16.704	107.7	
11	14:19:31.030	58.533	19.386	22.623	16.524	108.6	

Clerk of the Course

Orbits

Sig : Time :
 Chief Timekeeper : Ian Sharp (SMART Timing)
 Results available at www.smart-timing.co.uk and www.speedhive.com



KMSC National Motorcycle racing

Lapchart

KMSC Lightweights

Knockhill 1.267 miles

Race 20 - 2nd Race

31/05/2026 13:45

Race (12 Laps) started at 14:08:41



Competitors	Laps											
	1	2	3	4	5	6	7	8	9	10	11	12
Jack DUNABIE (63)	1	63	63	63	63	63	63	63	63	63	63	63
Kenneth MacLEOD (134)	2	134	134	134	134	146	146	146	146	146	146	146
Kian McDONALD (146)	3	146	146	146	146	134	134	134	134	123	123	123
Johnny STEWART (123)	4	123	123	123	123	123	123	123	134	134	134	123
Fraser MUTCH (87)	5	87	87	87	87	38	38	38	38	38	38	38
Finn CHALK (7)	6	7	7	7	7	38	7	7	7	7	45	45
Marley MacKENZIE (45)	7	45	38	38	38	7	87	87	87	45	45	7
Adon DAVIE (38)	8	38	45	45	45	19	19	45	87	19	19	19
Tyler HUMPHRIES (19)	9	19	19	19	19	45	45	19	19	87	3	3
Kade WATT (2)	10	2	2	93	93	3	3	3	3	3	93	93
Lewis PATERSON (31)	11	31	93	2	3	93	93	93	93	93	31	31
Ryan MORRISON (93)	12	93	31	3	2	31	31	31	31	31	2	2
Ben McLUSKEY (3)	13	3	3	31	31	2	2	2	2	2	10	10
Zoe PATERSON (96)	14	96	96	96	96	110	110	110	10	10	94	94
Chris EASTWOOD (110)	15	110	110	110	110	96	96	10	94	94	110	110
Tony ALEXANDER (999)	16	999	10	10	10	10	10	96	999	999	999	999
Barry O'DONNELL (94)	17	94	999	999	94	94	94	94	110	110	110	110
Declan MacLENNAN (10)	18	10	94	94	999	999	999	999	999	96	44	44
Evan PUNTON (44)	19	44	44	44	44	44	44	44	44	44	22	22
Andrew NEIL (22)	20	22	22	22	22	22	22	22	22	22	22	22
-	21											
-	22											

Clerk of the Course

Orbits

Sig : **Time :**
Chief Timekeeper : Ian Sharp (SMART Timing)
Results available at www.smart-timing.co.uk and www.speedhive.com



KMSC National Motorcycle racing
Sorted on Laps
KMSC Supersport
Knockhill 1.267 miles
Race 21 - 2nd Race
31/05/2026 14:00
Race (12 Laps) started at 14:27:06

Pos	No.	Name	Make/Model	CC	Class	Laps	Total Tm	Diff	Best Tm	In Lap	Avg. Speed
1	81	Keo WALKER	Triumph	765	S6	12	10:29.139		51.827	8	86.997
2	123	Johnny STEWART	Aprilia	660	S6	12	10:33.585	4.446	52.197	8	86.386
3	61	Liam KEIRNAN	Yamaha	600	S6 C	12	10:37.659	8.520	52.397	11	85.834
4	71	Chris COOK	Kawasaki	636	S6	12	10:40.014	10.875	52.572	4	85.519
5	75	Harry PULLAR	Yamaha	600	S6	12	10:43.393	14.254	52.461	2	85.069
6	67	Ryan BURNS	Kawasaki	636	S6	12	10:44.859	15.720	52.689	12	84.876
7	5	Scott SHAND	Ducati	998	S6	12	10:45.605	16.466	53.064	10	84.778
8	34	Kenneth THIRLWALL	Kawasaki	636	S6	12	10:49.290	20.151	53.207	8	84.297
9	69	Brandon RUSSELL	Yamaha	600	S6	12	10:49.705	20.566	53.109	9	84.243
10	7	Jon-Paul ADIE	Yamaha	600	S6	12	10:54.505	25.366	53.459	5	83.625
11	134	Kenneth MacLEOD	BMW	900	S6	12	10:55.045	25.906	53.520	5	83.556
12	26	Charlie REYNOLDS	Yamaha	600	S6	12	10:56.158	27.019	53.523	10	83.415
13	28	Liam GUILD	Kawasaki	600	S6 C	12	11:13.040	43.901	55.046	11	81.322
14	11	Patrick FORMAN	Suzuki	750	S6	12	11:13.480	44.341	55.029	2	81.269
15	32	Alex BRODIE	Kawasaki	600	S6 C	12	11:14.809	45.670	55.324	12	81.109
16	277	Lee McALISTER	Yamaha	600	S6 C	12	11:18.114	48.975	55.175	5	80.714
17	96	Barry BISSETT	Triumph	765	S6	12	11:21.093	51.954	55.810	3	80.361
18	23	Kyle FLORENCE	Yamaha	600	S6 C	11	10:38.259	1 Lap	57.015	2	78.608
19	3	Ben YARROW	Honda	600	S6 C	11	11:46.015	1 Lap	1:01.278	10	71.064

Not classified

DNS	74	David McARTHUR	Yamaha	600	S6			DNS		0	-
DNS	6	Christopher FRASER	Triumph	765	S6			DNS		0	-
DNS	171	Daniel GOODMAN		600	S6			DNS		0	-
DNS	47	Steven HADDOW	Suzuki	749	S6			DNS		0	-
DNS	10	Chris HODGSON	Honda	600	S6 C			DNS		0	-

Announcements

Bike No.123 - No working transponder - Left it on his Lightweight bike ?

Margin of Victory	Avg. Speed	Best Lap Tm	Best Speed	Best Lap by
4.446	86.997	51.827	88.006	81 - Keo WALKER

Clerk of the Course
Orbits

 Sig : _____ Time : _____
 Chief Timekeeper : Ian Sharp (SMART Timing)

 Results available at www.smart-timing.co.uk and www.speedhive.com

Printed: 31/05/2026 14:40:01





KMSC National Motorcycle racing

KMSC Supersport

Knockhill 1.267 miles

Race 21 - 2nd Race

31/05/2026 14:00

Race (12 Laps) started at 14:27:06

Lap	Time of Day	Lap Tm	S1	S2	S3	S2Spd	SFSpd	Lap	Time of Day	Lap Tm	S1	S2	S3	S2Spd	SFSpd
(81) Keo WALKER															
1	14:28:03.409			21.329	15.091	127.1	127.1	3	14:29:52.940	53.962	17.839	20.858	15.265	125.0	125.7
2	14:28:55.351	51.942	17.327	19.744	14.871	129.6	127.3	4	14:30:46.537	53.597	17.968	20.646	14.983	126.6	126.6
3	14:29:47.417	52.066	17.376	19.876	14.814	125.0	126.1	5	14:31:40.508	53.971	18.019	20.723	15.229	124.7	125.2
4	14:30:39.472	52.055	17.255	19.955	14.845	126.9	126.1	6	14:32:33.783	53.275	17.684	20.445	15.146	125.7	125.4
5	14:31:31.520	52.048	17.318	19.825	14.905	125.4	126.6	7	14:33:27.160	53.377	17.600	20.343	15.434	127.3	125.7
6	14:32:23.591	52.071	17.248	19.847	14.976	126.9	125.9	8	14:34:19.985	52.825	17.565	20.319	14.941	125.9	126.4
7	14:33:15.645	52.054	17.312	19.836	14.906		126.6	9	14:35:12.888	52.903	17.499	20.328	15.076	126.6	127.6
8	14:34:07.472	51.827	17.074	19.813	14.940	125.2	127.1	10	14:36:05.855	52.967	17.625	20.211	15.131	126.1	127.6
9	14:34:59.739	52.267	17.368	19.913	14.986		126.4	11	14:36:59.064	53.209	17.806	20.288	15.115	127.1	124.5
10	14:35:51.698	51.959	17.278	19.766	14.915	124.7	126.6	12	14:37:51.753	52.689	17.523	20.163	15.003	123.6	123.6
11	14:36:44.052	52.354	17.672	19.862	14.820	126.9	125.7	(5) Scott SHAND							
12	14:37:36.033	51.981	17.291	19.849	14.841	125.2	126.6	1	14:28:05.182			21.147	15.278	124.3	126.4
(123) Johnny STEWART															
1	14:28:02.927							2	14:28:59.192	54.010	17.862	20.762	15.386	126.9	125.9
2	14:28:55.265	52.338						3	14:29:52.907	53.715	17.961	20.748	15.006	127.3	125.2
3	14:29:48.229	52.964						4	14:30:46.221	53.314	17.772	20.506	15.036	124.5	124.7
4	14:30:40.912	52.683						5	14:31:39.635	53.414	17.649	20.566	15.199	124.5	121.1
5	14:31:33.381	52.469						6	14:32:32.934	53.299	17.700	20.516	15.083	124.0	123.6
6	14:32:25.952	52.571						7	14:33:26.386	53.452	17.675	20.564	15.213	124.0	124.3
7	14:33:18.732	52.780						8	14:34:19.610	53.224	17.841	20.400	14.983	124.7	125.7
8	14:34:10.929	52.197						9	14:35:12.685	53.075	17.602	20.501	14.972	124.0	125.4
9	14:35:03.262	52.333						10	14:36:05.749	53.064	17.602	20.301	15.161	122.0	123.8
10	14:35:55.559	52.297						11	14:36:59.396	53.647	17.728	20.410	15.509	123.8	124.3
11	14:36:48.072	52.513						12	14:37:52.499	53.103	17.660	20.376	15.067	124.3	124.5
12	14:37:40.479	52.407						(34) Kenneth THIRLWALL							
(61) Liam KEIRNAN															
1	14:28:04.529			21.138	15.448	127.1	125.0	1	14:28:06.068			21.313	15.850	119.6	119.8
2	14:28:57.423	52.894	17.446	20.439	15.009	126.4	124.7	2	14:28:59.904	53.836	17.851	20.475	15.510		124.5
3	14:29:50.149	52.726	17.420	20.257	15.049	127.6	124.0	3	14:29:53.715	53.811	17.879	20.694	15.238	126.4	125.7
4	14:30:42.977	52.828	17.475	20.348	15.005	126.4	125.7	4	14:30:47.486	53.771	17.818	20.517	15.436	126.9	125.0
5	14:31:35.383	52.406	17.369	20.145	14.892	128.1	125.7	5	14:31:41.133	53.647	17.723	20.623	15.301	126.6	125.0
6	14:32:27.917	52.534	17.409	20.122	15.003	127.8	125.7	6	14:32:34.467	53.334	17.773	20.456	15.105	125.7	125.0
7	14:33:21.401	53.484	17.959	20.200	15.325	125.9	125.7	7	14:33:27.800	53.333	17.758	20.243	15.332	126.9	122.9
8	14:34:14.539	53.138	17.743	20.258	15.137	128.1	125.7	8	14:34:21.007	53.207	17.900	20.182	15.125	123.8	123.8
9	14:35:06.983	52.444	17.406	20.073	14.965	129.1	125.7	9	14:35:14.289	53.282	17.709	20.435	15.138	123.6	124.7
10	14:35:59.426	52.443	17.288	20.112	15.043	124.0	124.0	10	14:36:07.930	53.641	17.640	20.564	15.437	122.9	123.4
11	14:36:51.823	52.397	17.356	20.095	14.946	125.9	125.0	11	14:37:01.941	54.011	18.084	20.553	15.374	122.2	122.9
12	14:37:44.553	52.730	17.416	20.134	15.180	125.9	122.5	12	14:37:56.184	54.243	17.863	20.720	15.660	123.6	122.5
(71) Chris COOK															
1	14:28:04.031			21.149	15.416	125.9	125.4	(69) Brandon RUSSELL							
2	14:28:56.898	52.867	17.506	20.097	15.264	124.7	124.0	1	14:28:04.750			21.183	15.450	124.5	125.0
3	14:29:49.546	52.648	17.460	20.141	15.047	126.4	124.3	2	14:28:59.312	54.562	17.910	21.276	15.376	123.6	127.1
4	14:30:42.118	52.572	17.543	19.917	15.112	126.4	124.0	3	14:29:53.324	54.012	17.994	20.847	15.171	125.9	124.7
5	14:31:34.807	52.689	17.595	20.045	15.049	126.4	125.2	4	14:30:46.910	53.586	17.829	20.588	15.169	126.4	124.7
6	14:32:27.556	52.749	17.474	20.055	15.220	125.0	125.0	5	14:31:40.801	53.891	17.864	20.679	15.348	125.9	124.7
7	14:33:20.947	53.391	17.867	20.355	15.169	124.7	124.7	6	14:32:33.996	53.195	17.677	20.406	15.112	126.4	125.2
8	14:34:14.061	53.114	17.710	20.296	15.108	125.2	124.3	7	14:33:27.962	53.966	17.738	20.502	15.726	125.4	124.5
9	14:35:07.111	53.050	17.576	20.237	15.237	124.7	125.2	8	14:34:21.380	53.418	18.020	20.464	14.934	125.9	125.7
10	14:36:00.215	53.104	17.678	19.982	15.444		123.8	9	14:35:14.489	53.109	17.611	20.328	15.170	126.4	126.1
11	14:36:53.338	53.123	17.644	20.151	15.328	125.9	124.5	10	14:36:08.146	53.657	17.763	20.332	15.562	125.2	124.5
12	14:37:46.908	53.570	17.659	20.474	15.437	125.7	122.9	11	14:37:02.111	53.965	18.139	20.366	15.460	125.4	125.4
(75) Harry PULLAR															
1	14:28:03.095			20.878	15.097	125.2	124.0	12	14:37:56.599	54.488	17.900	20.608	15.980	122.5	123.1
2	14:28:55.556	52.461	17.336	19.923	15.202	126.1	121.8	(7) Jon-Paul ADIE							
3	14:29:48.428	52.872	17.643	20.132	15.097	122.7	122.9	1	14:28:06.229			21.458	15.546	124.3	122.2
4	14:30:41.175	52.747	17.458	19.921	15.368	125.4	121.1	2	14:29:01.005	54.776	18.364	20.858	15.554	123.8	120.0
5	14:31:33.671	52.496	17.531	19.850	15.115	125.0	122.7	3	14:29:54.590	53.585	17.741	20.602	15.242	123.8	120.7
6	14:32:27.274	53.603	17.652	20.561	15.390	121.1	120.0	4	14:30:48.269	53.679	17.735	20.607	15.337	123.4	122.2
7	14:33:21.159	53.885	18.339	20.423	15.123	122.9	122.5	5	14:31:41.728	53.459	17.764	20.493	15.202	124.0	122.9
8	14:34:14.337	53.178	17.838	20.153	15.187	122.9	121.8	6	14:32:35.676	53.948	17.921	20.660	15.367	123.6	120.0
9	14:35:07.490	53.153	18.014	20.111	15.028	125.0	124.3	7	14:33:29.859	54.183	17.987	20.825	15.371	123.6	121.8
10	14:36:01.646	54.156	17.765	20.402	15.989	120.3	114.7	8	14:34:24.122	54.263	17.972	20.678	15.613	121.4	121.4
11	14:36:55.903	54.257	18.200	20.653	15.404	120.3	120.9	9	14:35:18.201	54.079	17.780	20.823	15.476	119.2	122.5
12	14:37:50.287	54.384	17.977	20.730	15.677	119.0	119.4	10	14:36:12.436	54.235	17.952	20.934	15.349	121.4	121.6
(67) Ryan BURNS															
1	14:28:04.691			21.113	15.809	125.4	124.0	11	14:37:07.363	54.927	17.865	21.318	15.744	119.8	120.0
2	14:28:58.978	54.287	17.775	21.016	15.496	124.5	124.5	12	14:38:01.399	54.036	17.901	20.755	15.380	120.5	120.0
(134) Kenneth MacLEOD															
1	14:28:06.165							1	14:28:06.165			21.901	15.952	114.7	112.0
2	14:29:01.018	54.853	18.017	20.768	16.068	113.9	108.9	2	14:29:01.018	54.853	18.017	20.768	16.068	113.9	108.9
3	14:29:55.272	54.254	18.347	20.471	15.436		111.8	3	14:29:55.272	54.254	18.347	20.471	15.436		111.8
4	14:30:49.033	53.761	17.668	20.609	15.484	116.5	112.2	4	14:30:49.033	53.761	17.668	20.609	15.484	116.5	112.2
5</															

KMSC National Motorcycle racing

KMSC Supersport

Knockhill 1.267 miles

Race 21 - 2nd Race

31/05/2026 14:00

Race (12 Laps) started at 14:27:06

Lap	Time of Day	Lap Tm	S1	S2	S3	S2Spd	SFSpd
7	14:33:30.690	53.965	17.672	20.781	15.512	115.5	112.0
8	14:34:24.954	54.264	17.993	20.870	15.401	115.3	110.9
9	14:35:19.296	54.342	18.128	20.665	15.549	114.5	111.8
10	14:36:12.975	53.679	17.584	20.550	15.545	115.3	110.9
11	14:37:07.392	54.417	17.664	21.105	15.648	111.8	110.7
12	14:38:01.939	54.547	18.074	20.930	15.543	115.9	109.8

Lap	Time of Day	Lap Tm	S1	S2	S3	S2Spd	SFSpd
11	14:37:28.205	56.681	18.616	21.576	16.489	116.9	116.1
12	14:38:25.008	56.803	18.683	21.643	16.477	116.7	116.7

(26) Charlie REYNOLDS

1	14:28:06.890			21.385	16.261		116.5
2	14:29:01.224	54.334	17.941	20.866	15.527		116.3
3	14:29:54.849	53.625	17.870	20.444	15.311		115.5
4	14:30:48.594	53.745	17.748	20.573	15.424		116.7
5	14:31:42.225	53.631	17.658	20.557	15.416		116.1
6	14:32:36.296	54.071	17.671	20.830	15.570		114.7
7	14:33:32.570	56.274	17.955	20.566	17.753		114.3
8	14:34:26.537	53.967	17.998	20.438	15.531		115.9
9	14:35:20.145	53.608	17.731	20.265	15.612		116.5
10	14:36:13.668	53.523	17.620	20.236	15.667		115.9
11	14:37:07.694	54.026	17.623	20.573	15.830		115.9
12	14:38:03.052	55.358	17.944	20.820	16.594		109.5

(28) Liam GUILD

1	14:28:07.747			21.948	16.275	117.1	114.9
2	14:29:03.356	55.609	18.436	21.117	16.056	117.9	115.3
3	14:29:58.923	55.567	18.104	21.387	16.076	118.4	114.7
4	14:30:55.490	56.567	18.748	21.474	16.345	117.1	115.7
5	14:31:51.070	55.580	18.233	21.272	16.075	118.6	116.1
6	14:32:46.783	55.713	18.319	21.358	16.036	118.4	116.3
7	14:33:43.018	56.235	18.653	21.648	15.934	116.7	116.1
8	14:34:38.276	55.258	18.337	21.013	15.908	117.3	115.3
9	14:35:33.883	55.607	18.513	21.196	15.898	117.9	114.5
10	14:36:29.370	55.487	18.288	20.986	16.213	115.1	114.1
11	14:37:24.416	55.046	18.167	21.019	15.860	115.5	114.5
12	14:38:19.934	55.518	17.949	21.291	16.278	113.7	114.5

(11) Patrick FORMAN

1	14:28:07.903			21.726	16.356		120.9
2	14:29:02.932	55.029	17.988	20.975	16.066		119.2
3	14:29:58.991	56.059	18.333	21.340	16.386		119.2
4	14:30:54.794	55.803	18.439	21.361	16.003		119.0
5	14:31:50.649	55.855	18.366	21.279	16.210		120.7
6	14:32:46.439	55.790	18.578	21.176	16.036		121.4
7	14:33:42.359	55.920	18.524	21.193	16.203		121.4
8	14:34:38.105	55.746	18.515	21.147	16.084		112.6
9	14:35:33.883	55.778	18.509	21.268	16.001		121.8
10	14:36:29.626	55.743	18.679	21.038	16.026		119.2
11	14:37:25.016	55.390	18.426	20.941	16.023		120.3
12	14:38:20.374	55.358	18.409	20.908	16.041		119.0

(32) Alex BRODIE

1	14:28:09.350			22.399	16.506	122.9	121.4
2	14:29:05.601	56.251	18.562	21.377	16.312	124.0	120.7
3	14:30:01.263	55.662	18.431	21.337	15.894	122.9	120.5
4	14:30:57.384	56.121	18.443	21.611	16.067	122.2	121.1
5	14:31:53.313	55.929	18.489	21.497	15.943	122.9	120.7
6	14:32:48.803	55.490	18.254	21.246	15.990	122.0	120.5
7	14:33:44.187	55.384	18.267	21.402	15.715	122.9	121.4
8	14:34:39.784	55.597	18.454	21.309	15.834	121.6	120.5
9	14:35:35.405	55.621	18.522	21.338	15.761	121.8	121.1
10	14:36:30.934	55.529	18.442	21.461	15.626	122.7	120.0
11	14:37:26.379	55.445	18.319	21.392	15.734	121.8	119.6
12	14:38:21.703	55.324	18.217	21.247	15.860	121.4	120.9

(277) Lee McALISTER

1	14:28:08.408			22.114	16.239	119.0	116.1
2	14:29:03.753	55.345	18.229	21.237	15.879	119.8	116.3
3	14:29:59.398	55.645	18.344	21.394	15.907	120.3	117.5
4	14:30:55.155	55.757	18.501	21.392	15.864	119.4	117.9
5	14:31:50.330	55.175	18.284	21.222	15.669	118.8	116.7
6	14:32:46.238	55.908	18.537	21.472	15.899	118.6	116.7
7	14:33:42.378	56.140	19.010	21.215	15.915	120.0	116.3
8	14:34:39.061	56.683	19.181	21.507	15.995	118.4	115.5
9	14:35:36.107	57.046	18.777	22.114	16.155	119.2	116.3
10	14:36:31.524	55.417	18.317	21.194	15.906	120.0	116.9

(96) Barry BISSETT

1	14:28:08.592			22.076	16.310		117.3	123.6
2	14:29:04.907	56.315	18.850	21.496	15.969		119.2	121.4
3	14:30:00.717	55.810	18.557	21.316	15.937		119.0	119.4
4	14:30:56.888	56.171	18.693	21.437	16.041		114.7	121.1
5	14:31:53.638	56.750	18.747	21.645	16.358		115.3	123.4
6	14:32:49.530	55.892	18.633	21.276	15.983		118.6	121.8
7	14:33:45.690	56.160	18.605	21.610	15.945		117.9	120.9
8	14:34:42.103	56.413	18.751	21.372	16.290		113.9	120.7
9	14:35:38.328	56.225	18.565	21.552	16.108		116.5	121.8
10	14:36:34.582	56.254	18.536	21.446	16.272		118.4	122.7
11	14:37:31.495	56.913	18.768	22.043	16.102		115.1	120.9
12	14:38:27.987	56.492	18.863	21.591	16.038		116.7	119.6

(23) Kyle FLORENCE

1	14:28:10.025			22.324	16.756		120.0	120.7
2	14:29:07.040	57.015	18.748	21.808	16.459		119.0	119.4
3	14:30:04.565	57.525	18.942	22.228	16.355		114.1	118.4
4	14:31:02.380	57.815	19.518	21.965	16.332		120.0	118.6
5	14:31:59.967	57.587	19.178	22.005	16.404		115.1	121.6
6	14:32:57.084	57.117	19.203	21.705	16.209		119.6	119.8
7	14:33:54.379	57.295	19.207	21.977	16.111		118.1	121.6
8	14:34:51.861	57.482	19.285	21.886	16.311		115.7	119.0
9	14:35:49.977	58.116	19.202	22.405	16.509		105.5	120.9
10	14:36:47.357	57.380	19.539	21.475	16.366		119.0	119.2
11	14:37:45.153	57.796	19.477	21.582	16.737		116.9	120.0

(3) Ben YARROW

1	14:28:14.424			24.121	18.195		109.5	110.2
2	14:29:17.213	1:02.789	20.713	24.316	17.760		109.7	110.2
3	14:30:19.520	1:02.307	20.666	23.846	17.795		110.2	108.1
4	14:31:22.549	1:03.029	20.980	24.005	18.044		107.2	112.0
5	14:32:24.892	1:02.343	20.922	23.694	17.727		108.4	112.8
6	14:33:27.952	1:03.060	21.248	23.802	18.010		103.7	113.0
7	14:34:30.190	1:02.238	20.798	23.964	17.476		110.0	111.8
8	14:35:32.398	1:02.208	20.884	23.366	17.958		108.2	112.8
9	14:36:34.569	1:02.171	20.748	23.602	17.821		106.4	113.2
10	14:37:35.847	1:01.278	20.431	23.193	17.654		107.4	112.4
11	14:38:52.909	1:17.062	22.250	27.342	27.470		76.3	28.1

Clerk of the Course

Sig : Time :
 Chief Timekeeper : Ian Sharp (SMART Timing)
 Results available at www.smart-timing.co.uk and www.speedhive.com

Orbits



KMSC National Motorcycle racing
Lapchart
KMSC Supersport
Knockhill 1.267 miles
Race 21 - 2nd Race
31/05/2026 14:00
Race (12 Laps) started at 14:27:06

Competitors	Laps											
	1	2	3	4	5	6	7	8	9	10	11	12
Johnny STEWART (123)	123	123	81	81	81	81	81	81	81	81	81	81
Harry PULLAR (75)	75	81	123	123	123	123	123	123	123	123	123	123
Keo WALKER (81)	81	75	75	75	75	75	71	71	61	61	61	61
Chris COOK (71)	71	71	71	71	71	71	75	75	71	71	71	71
Liam KEIRNAN (61)	61	61	61	61	61	61	61	61	75	75	75	75
Ryan BURNS (67)	67	67	5	5	5	5	5	5	5	5	67	67
Brandon RUSSELL (69)	69	5	67	67	67	67	67	67	67	67	5	5
Scott SHAND (5)	5	69	69	69	69	69	34	34	34	34	34	34
Kenneth THIRLWALL (34)	34	34	34	34	34	34	69	69	69	69	69	69
Kenneth MacLEOD (134)	134	7	7	7	7	7	7	7	7	7	7	7
Jon-Paul ADIE (7)	7	134	26	26	26	26	134	134	134	134	134	134
Charlie REYNOLDS (26)	26	26	134	134	134	134	26	26	26	26	26	26
Liam GUILD (28)	28	11	28	11	277	277	11	11	11	28	28	28
Patrick FORMAN (11)	11	28	11	277	11	11	277	28	28	11	11	11
Lee McALISTER (277)	277	277	277	28	28	28	28	277	32	32	32	32
Barry BISSETT (96)	96	96	96	96	32	32	32	32	277	277	277	277
Alex BRODIE (32)	32	32	32	32	96	96	96	96	96	96	96	96
Kyle FLORENCE (23)	23	23	23	23	23	23	23	23	23	23	23	23
Ben YARROW (3)	3	3	3	3	3	3	3	3	3	3	3	3
-	20											
-	21											
-	22											
-	23											
-	24											

Clerk of the Course
Orbits
Sig :
Time :
Chief Timekeeper : Ian Sharp (SMART Timing)
Results available at www.smart-timing.co.uk and www.speedhive.com
Printed: 31/05/2026 14:41:02


KMSC National Motorcycle racing

Sorted on Laps

KMSC 300's

Knockhill 1.267 miles

Race 22 - 2nd Race

31/05/2026 14:15

Race (12 Laps) started at 14:44:02

Pos	No.	Name	Make/Model	CC	Class	Laps	Total Tm	Diff	Best Tm	In Lap	Avg. Speed
1	14	Darren COX	Yamaha	300	F3	12	11:48.518		58.477	8	77.250
2	77	Leon TALL	Yamaha	300	F3	12	12:23.470	34.952	1:01.092	8	73.618
3	41	Charlie WAPLINGTON	Yamaha	300	F3	12	12:26.162	37.644	1:01.346	11	73.353
4	78	Dylan WALLACE	Yamaha	300	F3	12	12:27.771	39.253	1:01.392	8	73.195
5	73	Murray SIMMONDS	Kawasaki	300	F3	12	12:27.861	39.343	1:01.414	10	73.186
6	10	Jamie MORRISON	Kawasaki	300	F3	12	12:40.827	52.309	1:02.440	12	71.939
7	17	Ollie BUNYAN	Yamaha	297	F3	12	12:41.465	52.947	1:02.681	11	71.879
8	136	Harris TALL	Kawasaki	300	F3 R	12	12:51.307	1:02.789	1:03.808	2	70.962
9	6	Mack HOUSTON	Yamaha	300	F3 R	12	12:51.924	1:03.406	1:03.119	6	70.905
10	43	Bryony SMART			F3 R	11	11:54.415	1 Lap	1:03.793	10	70.228
Not classified											
DNS	35	Logan PATTERSON		300	F3			DNS		0	-

Margin of Victory

Avg. Speed

Best Lap Tm

Best Speed

Best Lap by

34.952

77.250

58.477

77.998

14 - Darren COX

Clerk of the Course

Orbits

Sig : Time :

Chief Timekeeper : Ian Sharp (SMART Timing)

Results available at www.smart-timing.co.uk and www.speedhive.com

Printed: 31/05/2026 14:58:03



KMSC National Motorcycle racing

KMSC 300's

Knockhill 1.267 miles

Race 22 - 2nd Race

31/05/2026 14:15

Race (12 Laps) started at 14:44:02

Lap	Time of Day	Lap Tm	S1	S2	S3	S2Spd	SFSpd	Lap	Time of Day	Lap Tm	S1	S2	S3	S2Spd	SFSpd
(14) Darren COX								(17) Ollie BUNYAN							
1	14:45:03.356			22.413	17.203	92.1	91.7	3	14:47:15.475	1:03.144	20.439	23.849	18.856	89.4	88.0
2	14:46:02.141	58.785	19.209	22.372	17.204	92.1	92.3	4	14:48:19.820	1:04.345	20.476	24.670	19.199	88.5	86.9
3	14:47:00.807	58.666	19.071	22.306	17.289	92.2	91.9	5	14:49:23.556	1:03.736	20.764	24.201	18.771	90.3	86.8
4	14:47:59.821	59.014	19.092	22.595	17.327	91.4	91.4	6	14:50:26.598	1:03.042	20.388	24.020	18.634	89.5	88.0
5	14:48:58.789	58.968	19.212	22.407	17.349	92.7	91.4	7	14:51:29.648	1:03.050	20.526	23.984	18.540	88.6	87.8
6	14:49:57.412	58.623	19.078	22.338	17.207	92.4	91.4	8	14:52:32.655	1:03.007	20.549	23.984	18.474	88.9	87.6
7	14:50:56.061	58.649	19.095	22.392	17.162	92.2	92.9	9	14:53:35.534	1:02.879	20.536	23.824	18.519	88.1	87.8
8	14:51:54.538	58.477	18.982	22.337	17.158	92.4	91.9	10	14:54:38.043	1:02.509	20.313	23.933	18.263	89.1	87.6
9	14:52:53.377	58.839	19.025	22.569	17.245	92.1	92.4	11	14:55:41.225	1:03.182	20.479	24.061	18.642	89.1	87.5
10	14:53:52.205	58.828	19.079	22.377	17.372	92.6	92.1	12	14:56:43.665	1:02.440	20.295	23.876	18.269	89.2	87.7
11	14:54:51.484	59.279	19.146	22.839	17.294	90.9	91.9	(136) Harris TALL							
12	14:55:51.356	59.872	19.252	22.681	17.939	91.8	82.7	1	14:45:10.145			24.524	18.665	90.1	87.6
(77) Leon TALL								2	14:46:12.846	1:02.701	20.367	23.751	18.583	87.7	87.7
1	14:45:06.415			23.804	17.917	90.4	88.8	3	14:47:15.887	1:03.041	20.253	23.677	19.111	89.7	87.7
2	14:46:08.875	1:02.460	19.978	23.767	18.715		89.0	4	14:48:19.972	1:04.085	20.288	24.428	19.369	86.9	86.9
3	14:47:11.038	1:02.163	20.352	23.894	17.917	89.5	89.5	5	14:49:23.824	1:03.852	20.616	24.442	18.794	90.9	86.4
4	14:48:14.058	1:03.020	20.815	23.509	18.696	90.7	88.0	6	14:50:26.774	1:02.950	20.335	23.953	18.662	88.1	89.5
5	14:49:15.863	1:01.805	20.161	23.789	17.855	91.8	88.3	7	14:51:30.008	1:03.234	20.571	23.895	18.768	90.3	88.1
6	14:50:18.663	1:02.800	21.294	23.597	17.909	90.1	90.0	8	14:52:33.257	1:03.249	20.445	23.962	18.842	89.5	87.7
7	14:51:19.790	1:01.127	19.792	23.567	17.768	90.1	90.2	9	14:53:36.004	1:02.747	20.193	23.759	18.795	88.2	88.5
8	14:52:20.882	1:01.092	19.694	23.408	17.990	90.7	88.9	10	14:54:38.707	1:02.703	20.176	23.991	18.536	89.6	87.8
9	14:53:22.018	1:01.136	19.820	23.594	17.722	89.6	89.4	11	14:55:41.388	1:02.681	20.192	23.875	18.614	88.6	88.6
10	14:54:23.353	1:01.335	19.839	23.483	18.013	89.4	89.4	12	14:56:44.303	1:02.915	20.319	23.957	18.639	89.8	87.2
11	14:55:24.611	1:01.258	19.829	23.460	17.969	89.1	88.8	(6) Mack HOUSTON							
12	14:56:26.308	1:01.697	19.850	23.726	18.121	88.8	88.6	1	14:45:10.092			24.408	18.872	86.0	81.6
(41) Charlie WAPLINGTON								2	14:46:13.900	1:03.808	20.779	24.126	18.903	84.1	81.4
1	14:45:06.905			23.233	18.118	94.3	90.2	3	14:47:17.988	1:04.088	20.855	24.291	18.942	82.7	81.6
2	14:46:08.647	1:01.742	20.298	23.240	18.204	92.2	89.2	4	14:48:22.031	1:04.043	20.832	24.292	18.919	82.5	81.0
3	14:47:11.303	1:02.656	20.809	23.790	18.057	91.3	91.4	5	14:49:26.295	1:04.264	21.057	24.316	18.891	83.3	81.0
4	14:48:13.409	1:02.106	20.217	23.777	18.112	90.4	90.2	6	14:50:30.282	1:03.987	20.845	24.347	18.795	82.6	82.6
5	14:49:15.961	1:02.552	20.666	23.937	17.949	90.7	90.7	7	14:51:34.171	1:03.889	20.698	24.346	18.845	83.0	81.7
6	14:50:18.955	1:02.994	20.757	24.042	18.195	89.0	92.1	8	14:52:38.528	1:04.357	20.812	24.622	18.923	82.6	81.7
7	14:51:20.595	1:01.640	20.148	23.518	17.974	90.4	90.8	9	14:53:42.433	1:03.905	20.728	24.316	18.861	82.7	81.9
8	14:52:22.458	1:01.863	20.174	23.429	18.260	90.8	90.8	10	14:54:46.350	1:03.917	20.544	24.418	18.955	81.6	81.1
9	14:53:23.919	1:01.461	20.224	23.285	17.952	90.8	90.9	11	14:55:50.254	1:03.904	20.626	24.340	18.938	82.3	82.5
10	14:54:25.751	1:01.832	20.134	23.469	18.229	90.4	90.8	12	14:56:54.145	1:03.891	20.539	24.344	19.008	82.8	81.5
11	14:55:27.097	1:01.346	20.063	23.331	17.952	91.2	91.2	(78) Dylan WALLACE							
12	14:56:29.000	1:01.903	20.174	23.516	18.213	90.1	88.2	1	14:45:11.423			24.741	19.299	84.4	81.0
(78) Dylan WALLACE								2	14:46:17.020	1:05.597	21.620	24.693	19.284	84.3	78.2
1	14:45:08.542			23.719	18.326	89.2	87.7	3	14:47:21.321	1:04.301	21.061	24.230	19.010	82.5	80.2
2	14:46:10.868	1:02.326	20.438	23.459	18.429	89.5	87.8	4	14:48:24.850	1:03.529	20.331	24.106	19.092	82.7	79.0
3	14:47:12.735	1:01.867	20.223	23.491	18.153	90.1	88.6	5	14:49:28.283	1:03.433	20.588	24.027	18.818	83.3	79.9
4	14:48:14.731	1:01.996	20.305	23.300	18.391	90.4	88.5	6	14:50:31.402	1:03.119	20.534	23.782	18.803	82.8	81.1
5	14:49:16.854	1:02.123	20.450	23.430	18.243	91.9	88.8	7	14:51:34.933	1:03.531	20.205	23.848	19.478	84.3	80.0
6	14:50:19.407	1:02.553	20.887	23.453	18.213	90.4	90.8	8	14:52:39.009	1:04.076	20.359	24.431	19.286	82.7	81.1
7	14:51:21.030	1:01.623	20.396	23.274	17.953	91.2	91.1	9	14:53:42.967	1:03.958	20.605	24.099	19.254	84.0	80.9
8	14:52:22.422	1:01.392	19.970	23.292	18.130	90.2	87.3	10	14:54:46.927	1:03.960	20.414	24.335	19.211	82.6	79.5
9	14:53:24.622	1:02.200	20.390	23.589	18.221	89.2	89.2	11	14:55:50.779	1:03.852	20.359	24.132	19.361	83.2	81.1
10	14:54:26.840	1:02.218	20.489	23.219	18.510	89.4	88.5	12	14:56:54.762	1:03.983	20.303	24.157	19.523	83.2	80.5
11	14:55:28.799	1:01.959	20.173	23.601	18.185	89.8	89.4	(43) Bryony SMART							
12	14:56:30.609	1:01.810	19.903	23.543	18.364	88.1	88.2	1	14:45:11.452			24.631	19.194	87.0	83.1
(73) Murray SIMMONDS								2	14:46:16.985	1:05.533	21.270	24.638	19.625	84.8	82.3
1	14:45:07.151			23.420	18.523	91.6	89.2	3	14:47:21.634	1:04.649	21.262	24.538	18.849	85.5	83.3
2	14:46:09.422	1:02.271	20.297	23.539	18.435	93.1	89.8	4	14:48:26.782	1:05.148	21.320	24.680	19.148	84.4	81.9
3	14:47:12.333	1:02.911	20.329	24.277	18.305	90.8	89.0	5	14:49:31.303	1:04.521	21.208	24.372	18.941	85.3	82.2
4	14:48:14.040	1:01.707	20.203	23.036	18.468	90.7	87.7	6	14:50:35.930	1:04.627	21.024	24.530	19.073	84.0	83.8
5	14:49:16.430	1:02.390	20.592	23.637	18.161	91.6	89.4	7	14:51:40.862	1:04.932	21.015	24.802	19.115	82.8	82.3
6	14:50:18.896	1:02.466	21.027	23.382	18.057	91.2	90.6	8	14:52:45.392	1:04.530	21.004	24.556	18.970	84.0	83.5
7	14:51:20.937	1:02.041	20.443	23.377	18.221	91.8	89.7	9	14:53:49.570	1:04.178	20.975	24.300	18.903	84.4	83.0
8	14:52:22.653	1:01.716	20.426	23.026	18.264	92.6	90.2	10	14:54:53.363	1:03.793	21.028	24.221	18.544	85.4	83.5
9	14:53:24.641	1:01.988	20.470	23.353	18.165	91.4	89.6	11	14:55:57.253	1:03.890	20.737	24.457	18.696	84.1	84.2
10	14:54:26.055	1:01.414	19.950	23.250	18.214	92.1	89.6	(10) Jamie MORRISON							
11	14:55:28.343	1:02.288	20.866	23.505	17.917	89.7	89.6	1	14:45:09.462			24.277	18.544	90.0	88.0
12	14:56:30.699	1:02.356	20.550	23.381	18.425	92.2	89.5	2	14:46:12.331	1:02.869	20.444	23.920	18.505	89.4	88.1

Clerk of the Course

Orbits

Sig : Time :
Chief Timekeeper : Ian Sharp (SMART Timing)

Results available at www.smart-timing.co.uk and www.speedhive.com

Printed: 31/05/2026 14:58:24



KMSC National Motorcycle racing

Lapchart

KMSC 300's

Knockhill 1.267 miles

Race 22 - 2nd Race

31/05/2026 14:15

Race (12 Laps) started at 14:44:02



Competitors	Laps											
	1	2	3	4	5	6	7	8	9	10	11	12
Darren COX (14)	14	14	14	14	14	14	14	14	14	14	14	14
Leon TALL (77)	77	41	77	41	77	77	77	77	77	77	77	77
Charlie WAPLINGTON (41)	41	77	41	73	41	73	41	78	41	41	41	41
Murray SIMMONDS (73)	73	73	73	77	73	41	73	41	78	73	73	78
Dylan WALLACE (78)	78	78	78	78	78	78	78	73	73	78	78	73
Jamie MORRISON (10)	10	10	10	10	10	10	10	10	10	10	10	10
Harris TALL (136)	136	17	17	17	17	17	17	17	17	17	17	17
Ollie BUNYAN (17)	17	136	136	136	136	136	136	136	136	136	136	136
Mack HOUSTON (6)	6	43	6	6	6	6	6	6	6	6	6	6
Bryony SMART (43)	43	6	43	43	43	43	43	43	43	43	43	43
-	11											

Clerk of the Course

Orbits

Sig : **Time :**
Chief Timekeeper : Ian Sharp (SMART Timing)
Results available at www.smart-timing.co.uk and www.speedhive.com



KMSC National Motorcycle racing
Sorted on Laps
KMSC Pre-Injection 600
Knockhill 1.267 miles
Race 23 - 2nd Race
31/05/2026 14:30
Race (12 Laps) started at 15:03:14

Pos	No.	Name	Make/Model	CC	Class	Laps	Total Tm	Diff	Best Tm	In Lap	Avg. Speed
1	141	Arthur CHRISTIE	Yamaha	600	PI6	12	10:46.260		53.289	7	84.692
2	31	Daniel COOPER	Yamaha	600	PI6	12	10:47.869	1.609	53.281	4	84.482
3	54	Robbie CRIGHTON	Yamaha	600	PI6	12	10:48.532	2.272	52.852	10	84.395
4	26	Charlie REYNOLDS	Yamaha	600	PI6	12	10:48.861	2.601	53.221	4	84.353
5	75	Harry PULLAR	Triumph	765	PI6	12	10:52.951	6.691	53.540	5	83.824
6	3	Liam MACKIE	Yamaha	600	PI6	12	10:53.052	6.792	53.642	5	83.811
7	7	Jon-Paul ADIE	Yamaha	600	PI6	12	11:01.580	15.320	54.158	11	82.731
8	99	Paul ROGERS	Yamaha	600	PI6	12	11:01.799	15.539	53.689	8	82.704
9	89	David MUNRO	Yamaha	600	PI6	12	11:08.954	22.694	54.742	5	81.819
10	2	Archie O'DONNELL	Yamaha	600	PI6	12	11:09.492	23.232	54.935	12	81.753
11	8	Alan McGREGOR	Yamaha	600	PI6	12	11:10.271	24.011	54.898	9	81.658
12	85	Scott KIRKPATRICK	Yamaha	599	PI6	12	11:18.937	32.677	55.845	6	80.616
13	72	William WALLS	Kawasaki	599	PI6	12	11:22.985	36.725	55.882	9	80.138
14	76	Scott CRAWFORD	Yamaha	600	PI6	12	11:24.237	37.977	56.170	10	79.991
15	58	Barry STEWART	Yamaha	600	PI6	11	10:47.316	1 Lap	57.718	8	77.508
16	15	James CRAWFORD	Yamaha	600	PI6	11	10:47.481	1 Lap	57.540	10	77.488
17	97	Darren ANDERSON	Suzuki	600	PI6	10	10:52.795	2 Laps	1:03.699	6	69.870

Not classified

DNF	421	Gregor COOPER	Kawasaki	600	PI6	10	9:53.416	DNF	58.079	5	76.862
DNF	44	Pat CLEMENTS	Yamaha	600	PI6	10	10:24.668	DNF	1:00.519	6	73.016
DNF	721	Ross SHEARER	Kawasaki	600	PI6	3	3:35.113	DNF	1:07.101	2	63.610
DNS	42	John ANDERSON	Yamaha	600	PI6			DNS		0	-

Margin of Victory	Avg. Speed	Best Lap Tm	Best Speed	Best Lap by
1.609	84.692	52.852	86.299	54 - Robbie CRIGHTON

Clerk of the Course
Orbits

Sig : _____ Time : _____
 Chief Timekeeper : Ian Sharp (SMART Timing)
 Results available at www.smart-timing.co.uk and www.speedhive.com

Printed: 31/05/2026 15:28:33



KMSC National Motorcycle racing
KMSC Pre-Injection 600
Knockhill 1.267 miles
Race 23 - 2nd Race
31/05/2026 14:30
Race (12 Laps) started at 15:03:14

Lap	Time of Day	Lap Tm	S1	S2	S3	S2Spd	SFSpd
(141) Arthur CHRISTIE							
1	15:04:10.809			20.669	15.132	119.2	119.4
2	15:05:04.283	53.474	17.817	20.593	15.064	118.4	119.8
3	15:05:57.664	53.381	17.837	20.523	15.021	118.8	119.6
4	15:06:51.190	53.526	17.767	20.647	15.112	119.6	119.4
5	15:07:44.607	53.417	17.794	20.570	15.053	119.0	119.2
6	15:08:38.055	53.448	17.914	20.597	14.937	119.4	120.3
7	15:09:31.344	53.289	17.706	20.470	15.113	120.0	120.0
8	15:10:25.246	53.902	17.808	21.000	15.094	117.5	119.8
9	15:11:18.651	53.405	17.821	20.535	15.049	118.1	120.0
10	15:12:11.994	53.343	17.628	20.566	15.149	120.0	120.5
11	15:13:05.886	53.892	17.814	21.064	15.014	119.6	119.8
12	15:14:00.771	54.885	17.960	21.757	15.168	117.1	119.8

(31) Daniel COOPER							
1	15:04:11.376			20.682	15.474		118.4
2	15:05:05.136	53.760	17.701	20.646	15.413		118.1
3	15:05:58.418	53.282	17.576	20.361	15.345		118.6
4	15:06:51.699	53.281	17.508	20.357	15.416		118.6
5	15:07:45.195	53.496	17.637	20.401	15.458		118.6
6	15:08:39.009	53.814	17.793	20.719	15.302		118.6
7	15:09:32.498	53.489	17.508	20.528	15.453		118.6
8	15:10:26.274	53.776	17.616	20.764	15.396		118.8
9	15:11:19.725	53.451	17.643	20.473	15.335		119.2
10	15:12:13.297	53.572	17.654	20.406	15.512		118.8
11	15:13:07.781	54.484	17.750	20.584	16.150		116.3
12	15:14:02.380	54.599	17.752	21.210	15.637		119.4

(54) Robbie CRIGHTON							
1	15:04:12.407			21.079	15.444		117.1
2	15:05:06.399	53.992	18.059	20.530	15.403		116.9
3	15:06:00.061	53.662	17.726	20.503	15.433		117.7
4	15:06:53.846	53.785	17.868	20.534	15.383		117.1
5	15:07:47.643	53.797	17.772	20.557	15.468		117.7
6	15:08:41.779	54.136	17.643	20.796	15.697		116.9
7	15:09:35.790	54.011	17.728	20.883	15.400	117.3	117.5
8	15:10:30.342	54.552	17.698	20.482	16.372	118.8	114.1
9	15:11:23.863	53.521	18.008	20.282	15.231		118.4
10	15:12:16.715	52.852	17.439	20.287	15.126		118.6
11	15:13:09.916	53.201	17.503	20.497	15.201		117.7
12	15:14:03.043	53.127	17.320	20.637	15.170	119.4	117.9

(26) Charlie REYNOLDS							
1	15:04:12.528			20.580	15.413		117.3
2	15:05:06.782	54.254	18.431	20.153	15.670		114.9
3	15:06:00.978	54.196	17.891	20.258	16.047		113.5
4	15:06:54.199	53.221	17.634	20.184	15.403		115.5
5	15:07:47.810	53.611	17.572	20.394	15.645		117.5
6	15:08:42.717	54.907	17.662	20.754	16.491		114.1
7	15:09:36.350	53.633	17.894	20.226	15.513		115.9
8	15:10:29.634	53.284	17.710	20.133	15.441		115.3
9	15:11:23.206	53.572	17.770	20.165	15.637		115.3
10	15:12:16.430	53.224	17.639	20.203	15.382		116.3
11	15:13:10.042	53.612	17.666	20.470	15.476		117.7
12	15:14:03.372	53.330	17.433	20.724	15.173		116.3

(75) Harry PULLAR							
1	15:04:12.251			20.688	15.822	119.4	116.5
2	15:05:06.694	54.443	18.080	20.493	15.870	117.1	117.3
3	15:06:00.440	53.746	17.856	20.335	15.555	117.5	117.5
4	15:06:54.316	53.876	17.763	20.408	15.705	117.7	117.7
5	15:07:47.856	53.540	17.783	20.256	15.501	118.4	118.6
6	15:08:42.565	54.709	17.946	20.594	16.169	120.0	116.5
7	15:09:36.498	53.933	17.809	20.344	15.780	119.0	117.9
8	15:10:31.095	54.597	17.971	20.973	15.653	117.7	117.5
9	15:11:25.371	54.276	18.230	20.417	15.629	116.3	117.5
10	15:12:19.155	53.784	17.847	20.402	15.535	119.6	116.7
11	15:13:13.377	54.222	17.998	20.696	15.528	117.3	117.7
12	15:14:07.462	54.085	17.885	20.652	15.548	117.7	117.3

(3) Liam MACKIE							
1	15:04:11.670			20.779	15.310		117.1
2	15:05:05.462	53.792	17.785	20.660	15.347		114.3

3	15:05:59.467	54.005	17.876	20.854	15.275		116.3
4	15:06:53.417	53.950	17.947	20.649	15.354		115.1
5	15:07:47.059	53.642	17.757	20.569	15.316		114.7
6	15:08:41.366	54.307	17.855	21.105	15.347		115.5
7	15:09:35.991	54.625	18.140	21.099	15.386		116.7
8	15:10:30.563	54.572	18.191	20.950	15.431		117.1
9	15:11:24.807	54.244	18.396	20.513	15.335		116.1
10	15:12:18.863	54.056	17.990	20.717	15.349		116.1
11	15:13:13.123	54.260	17.889	20.877	15.494		115.9
12	15:14:07.563	54.440	17.909	20.828	15.703		115.9

(7) Jon-Paul ADIE							
1	15:04:13.006			21.243	15.305		120.3
2	15:05:07.603	54.597	18.177	21.000	15.420		120.7
3	15:06:01.927	54.324	17.952	20.919	15.453		117.1
4	15:06:56.685	54.758	18.233	21.123	15.402		117.9
5	15:07:51.998	55.313	18.081	21.604	15.628		120.3
6	15:08:47.120	55.122	18.162	20.922	16.038		118.8
7	15:09:42.062	54.942	18.123	21.189	15.630		117.5
8	15:10:36.967	54.905	18.372	21.052	15.481		119.4
9	15:11:32.150	55.183	18.293	21.226	15.664		123.4
10	15:12:27.500	55.350	18.301	21.208	15.841		121.4
11	15:13:21.658	54.158	17.955	20.922	15.281		119.8
12	15:14:16.091	54.433	18.041	20.956	15.436		117.3

(99) Paul ROGERS							
1	15:04:14.276			21.428	15.623	119.4	117.9
2	15:05:09.893	55.617	18.366	21.395	15.856	115.9	112.0
3	15:06:05.498	55.605	18.409	21.339	15.857	117.9	117.7
4	15:07:00.449	54.951	18.027	21.163	15.761	117.5	116.3
5	15:07:55.620	55.171	18.418	21.399	15.354	116.9	117.7
6	15:08:49.360	53.740	17.779	20.548	15.413	118.6	116.9
7	15:09:43.660	54.300	18.304	20.752	15.244	118.6	118.4
8	15:10:37.349	53.689	17.837	20.671	15.181	119.8	118.4
9	15:11:32.138	54.789	18.196	21.046	15.547	119.2	117.9
10	15:12:27.547	55.409	18.701	21.136	15.572	119.6	117.1
11	15:13:22.015	54.468	18.151	20.929	15.388	119.4	119.0
12	15:14:16.310	54.295	18.004	20.856	15.435	118.8	116.9

(89) David MUNRO							
1	15:04:15.970			22.158	16.058	116.9	116.3
2	15:05:11.635	55.665	18.744	21.171	15.750	115.9	115.7
3	15:06:06.913	55.278	18.223	21.142	15.913	116.7	115.5
4	15:07:02.243	55.330	18.361	21.250	15.719	116.5	115.3
5	15:07:56.985	54.742	18.201	20.874	15.667	117.1	115.7
6	15:08:52.120	55.135	18.034	21.146	15.955	117.3	115.7
7	15:09:48.554	56.434	18.718	21.841	15.875	113.9	115.3
8	15:10:43.350	54.796	18.163	20.847	15.786	116.3	116.1
9	15:11:38.269	54.919	18.077	21.044	15.798	117.3	116.5
10	15:12:33.332	55.063	18.195	21.325	15.543	115.1	116.1
11	15:13:28.478	55.146	18.464	20.917	15.765	115.3	114.9
12	15:14:23.465	54.987	18.076	20.930	15.981	114.9	115.1

</

KMSC National Motorcycle racing
KMSC Pre-Injection 600
Knockhill 1.267 miles
Race 23 - 2nd Race
31/05/2026 14:30
Race (12 Laps) started at 15:03:14

Lap	Time of Day	Lap Tm	S1	S2	S3	S2Spd	SFSpd
7	15:09:47.163	55.524	18.495	21.359	15.670	118.1	117.5
8	15:10:42.704	55.541	18.495	21.335	15.711	117.3	117.7
9	15:11:37.602	54.898	18.273	21.129	15.496	117.7	117.5
10	15:12:33.875	56.273	18.620	21.767	15.886	118.6	117.7
11	15:13:29.829	55.954	18.770	21.422	15.762	117.9	117.7
12	15:14:24.782	54.953	18.223	21.138	15.592	117.9	118.8

Lap	Time of Day	Lap Tm	S1	S2	S3	S2Spd	SFSpd
(97) Darren ANDERSON							
1	15:04:24.603					24.814	18.305
2	15:05:30.484	1:05.881	21.454	25.061	19.366	102.1	104.9
3	15:06:35.822	1:05.338	21.553	24.864	19.921	104.2	106.9
4	15:07:41.430	1:05.608	21.846	24.652	19.110	104.7	104.7
5	15:08:47.429	1:05.999	22.191	24.888	18.920		106.5
6	15:09:51.128	1:03.699	21.272	24.049	18.378	103.4	108.6
7	15:10:55.303	1:04.175	21.358	24.208	18.609	104.0	105.8
8	15:11:59.589	1:04.286	21.358	24.388	18.540	103.7	106.7
9	15:13:03.421	1:03.832	21.259	24.002	18.571	105.3	106.2
10	15:14:07.306	1:03.885	21.309	23.815	18.761	101.7	107.0

(85) Scott KIRKPATRICK							
1	15:04:15.664			22.120	16.044	120.3	119.0
2	15:05:12.360	56.696	19.285	21.661	15.750	119.4	117.7
3	15:06:08.561	56.201	18.836	21.593	15.772	120.0	118.6
4	15:07:04.613	56.052	18.575	21.551	15.926	120.0	119.0
5	15:08:00.957	56.344	18.688	21.724	15.932	118.8	118.1
6	15:08:56.802	55.845	18.441	21.507	15.897	119.6	117.5
7	15:09:52.827	56.025	18.518	21.534	15.973	118.8	117.9
8	15:10:49.655	56.828	18.964	21.829	16.035	117.1	117.5
9	15:11:45.654	55.999	18.654	21.445	15.900	120.0	117.7
10	15:12:41.508	55.854	18.346	21.528	15.980	119.2	117.9
11	15:13:37.560	56.052	18.600	21.647	15.805	119.0	117.1
12	15:14:33.448	55.888	18.409	21.478	16.001	118.4	117.7

(421) Gregor COOPER							
1	15:04:19.824					23.041	17.645
2	15:05:18.729	58.905	19.115	22.702	17.088		113.5
3	15:06:16.945	58.216	18.977	22.700	16.539		113.0
4	15:07:16.154	59.209	19.748	22.540	16.921		113.9
5	15:08:14.233	58.079	18.950	22.366	16.763		112.8
6	15:09:12.720	58.487	19.104	22.488	16.895		112.6
7	15:10:11.464	58.744	19.424	22.465	16.855		113.2
8	15:11:10.018	58.554	19.197	22.390	16.967		112.4
9	15:12:08.889	58.871	19.230	22.464	17.177		113.0
10	15:13:07.927	59.038	19.235	22.854	16.949		113.4

(72) William WALLS							
1	15:04:17.358			21.990	16.843	118.8	115.1
2	15:05:13.591	56.233	18.695	21.494	16.044		115.9
3	15:06:10.223	56.632	18.974	21.724	15.934		115.5
4	15:07:06.775	56.552	18.528	21.772	16.252	118.1	114.5
5	15:08:03.357	56.582	18.488	21.673	16.421		114.9
6	15:08:59.594	56.237	18.598	21.425	16.214		113.7
7	15:09:55.801	56.207	18.499	21.556	16.152	114.9	114.1
8	15:10:52.417	56.616	18.637	21.940	16.039	115.7	114.7
9	15:11:48.299	55.882	18.438	21.571	15.873	115.7	115.1
10	15:12:44.680	56.381	18.553	21.738	16.090	115.7	114.1
11	15:13:41.143	56.463	18.739	21.727	15.997	114.7	114.5
12	15:14:37.496	56.353	18.678	21.639	16.036	114.7	114.7

(44) Pat CLEMENTS							
1	15:04:20.977					23.884	16.845
2	15:05:21.526	1:00.549	19.974	23.726	16.849		116.3
3	15:06:24.083	1:02.557	20.212	25.192	17.153		115.3
4	15:07:25.367	1:01.284	20.190	24.077	17.017		116.7
5	15:08:26.937	1:01.570	20.448	24.120	17.002		116.7
6	15:09:27.456	1:00.519	19.784	23.725	17.010		115.9
7	15:10:29.135	1:01.679	19.695	24.853	17.131		115.5
8	15:11:31.263	1:02.128	21.065	23.871	17.192		116.7
9	15:12:32.123	1:00.860	20.165	23.974	16.721		116.3
10	15:13:39.179	1:07.056	21.812	24.545	20.699		36.6

(76) Scott CRAWFORD							
1	15:04:16.278			22.034	16.151	116.9	117.1
2	15:05:13.397	57.119	18.905	21.516	16.698	116.9	115.9
3	15:06:09.661	56.264	18.745	21.376	16.143	115.9	117.3
4	15:07:06.161	56.500	18.762	21.754	15.984	116.7	116.7
5	15:08:03.047	56.886	18.728	21.595	16.563	117.5	117.1
6	15:09:00.022	56.975	19.195	21.785	15.995	116.7	117.7
7	15:09:56.483	56.461	18.784	21.597	16.080	117.7	117.5
8	15:10:53.007	56.524	18.760	21.560	16.204	117.7	117.9
9	15:11:49.342	56.335	18.761	21.551	16.023	117.3	118.4
10	15:12:45.512	56.170	18.724	21.557	15.889	117.9	118.1
11	15:13:42.070	56.558	18.674	21.812	16.072	117.3	118.1
12	15:14:38.748	56.678	18.723	21.738	16.217	116.5	117.7

(721) Ross SHEARER							
1	15:04:25.382					25.462	18.903
2	15:05:32.483	1:07.101	21.635	26.409	19.057		95.6
3	15:06:49.624	1:17.141	22.574	28.087	26.480		34.1

(58) Barry STEWART							
1	15:04:19.893			22.951	17.477		114.3
2	15:05:19.087	59.194	19.480	22.341	17.373		115.5
3	15:06:17.076	57.989	19.186	22.308	16.495		116.1
4	15:07:14.934	57.858	19.410	22.110	16.338		115.7
5	15:08:12.712	57.778	18.855	22.230	16.693		114.3
6	15:09:11.231	58.519	19.155	22.588	16.776		114.3
7	15:10:09.630	58.399	19.395	22.418	16.586		112.0
8	15:11:07.348	57.718	19.515	21.883	16.320		113.9
9	15:12:05.850	58.502	19.593	22.285	16.624		114.5
10	15:13:03.645	57.795	19.270	22.128	16.397		115.3
11	15:14:01.827	58.182	19.082	22.668	16.432		115.3

(15) James CRAWFORD							
1	15:04:18.684			22.987	16.726	111.7	115.1
2	15:05:17.806	59.122	19.411	23.080	16.631	109.1	115.5
3	15:06:15.952	58.146	18.977	22.621	16.548	113.5	114.9
4	15:07:14.103	58.151	19.089	22.642	16.420	112.0	115.3
5	15:08:12.816	58.713	19.033	22.829	16.851	110.6	115.9
6	15:09:10.840	58.024	19.163	22.709	16.152	114.3	114.9
7	15:10:09.602	58.762	19.375	22.515	16.872	113.4	116.3
8	15:11:07.320	57.718	19.160	21.957	16.601	114.3	114.7
9	15:12:05.815	58.495	19.573	22.750	16.172	114.5	116.1
10	15:13:03.355	57.540	18.940	22.183	16.417	114.1	115.9
11	15:14:01.992	58.637	19.082	23.183	16.372	111.8	116.7

Clerk of the Course
Orbits

Sig : _____ **Time :** _____
Chief Timekeeper : Ian Sharp (SMART Timing)
Results available at www.smart-timing.co.uk and www.speedhive.com



KMSC National Motorcycle racing
Lapchart
KMSC Pre-Injection 600
Knockhill 1.267 miles
Race 23 - 2nd Race
31/05/2026 14:30
Race (12 Laps) started at 15:03:14


Competitors	Laps											
	1	2	3	4	5	6	7	8	9	10	11	12
Arthur CHRISTIE (141)	1	141	141	141	141	141	141	141	141	141	141	141
Daniel COOPER (31)	2	31	31	31	31	31	31	31	31	31	31	31
Liam MACKIE (3)	3	3	3	3	3	3	54	26	26	26	54	54
Harry PULLAR (75)	4	75	54	54	54	54	3	54	54	54	26	26
Robbie CRIGHTON (54)	5	54	75	75	26	26	75	26	3	3	3	75
Charlie REYNOLDS (26)	6	26	26	26	75	75	26	75	75	75	75	3
Jon-Paul ADIE (7)	7	7	7	7	7	7	7	7	99	7	7	7
Alan McGREGOR (8)	8	8	8	8	99	99	99	99	7	99	99	99
Paul ROGERS (99)	9	99	99	99	99	8	8	8	8	89	89	89
Archie O'DONNELL (2)	10	2	2	2	2	2	2	2	2	2	2	2
Scott KIRKPATRICK (85)	11	85	89	89	89	89	89	89	89	8	8	8
David MUNRO (89)	12	89	85	85	85	85	85	85	85	85	85	85
Scott CRAWFORD (76)	13	76	76	76	76	76	72	72	72	72	72	72
William WALLS (72)	14	72	72	72	72	72	76	76	76	76	76	76
James CRAWFORD (15)	15	15	15	15	58	15	15	15	15	15	58	
Gregor COOPER (421)	16	421	421	421	58	15	58	58	58	58	58	15
Barry STEWART (58)	17	58	58	58	421	421	421	421	421	421	421	
Pat CLEMENTS (44)	18	44	44	44	44	44	44	44	44	44	44	
Darren ANDERSON (97)	19	97	97	97	97	97	97	97	97	97	97	
Ross SHEARER (721)	20	721	721	721								
-	21											

Clerk of the Course
Orbits

Sig : **Time :**
Chief Timekeeper : Ian Sharp (SMART Timing)
Results available at www.smart-timing.co.uk and www.speedhive.com



KMSC National Motorcycle racing

Sorted on Laps

KMSC Superbikes & KMSC Clubman

Knockhill 1.267 miles

Race 24 - 2nd Race

31/05/2026 14:45

Race (12 Laps) started at 15:20:24

Pos	No.	Name	Make/Model	CC	Class	Laps	Total Tm	Diff	Best Tm	In Lap	Avg. Speed
1	79	Bruce BIRNIE	BMW	1000	SB	12	10:22.702		50.985	4	87.896
2	88	Sean McTAGGART	BMW	1000	SB	12	10:27.625	4.923	51.398	4	87.207
3	12	Ben McLUSKEY	Yamaha	1000	C	12	10:33.421	10.719	52.208	10	86.409
4	91	Tommy FENWICK	BMW	1000	C	12	10:36.000	13.298	51.888	11	86.058
5	8	Steven McCREIGHT	Suzuki	1000	C	12	10:37.084	14.382	52.312	11	85.912
6	41	Mark WOODS	Yamaha	1000	C	12	10:48.660	25.958	53.101	4	84.379
7	71	Gavin JONES	Honda	1000	SB	12	10:48.743	26.041	53.192	5	84.368
8	9	Craig STEWART	BMW	1000	C	12	11:10.821	48.119	54.490	4	81.591
Not classified											
DNF	67	William McNEILL	Yamaha	998	C	6	6:04.107	DNF	53.882	4	75.161
DNF	17	Robert CARSON	Yamaha	998	C	5	4:36.440	DNF	54.098	4	82.497

Margin of Victory

Avg. Speed

Best Lap Tm

Best Speed

Best Lap by

4.923

87.896

50.985

89.459

79 - Bruce BIRNIE

Clerk of the Course

Orbits

Sig : Time :

Chief Timekeeper : Ian Sharp (SMART Timing)

Results available at www.smart-timing.co.uk and www.speedhive.com

Printed: 31/05/2026 15:35:36



KMSC National Motorcycle racing

KMSC Superbikes & KMSC Clubman

Knockhill 1.267 miles

Race 24 - 2nd Race

31/05/2026 14:45

Race (12 Laps) started at 15:20:24

Lap	Time of Day	Lap Tm	S1	S2	S3	S2Spd	SFSpd
(79) Bruce BIRNIE							
1	15:21:19.138			19.928	14.581		133.7
2	15:22:10.714	51.576	17.154	19.730	14.692		132.4
3	15:23:02.182	51.468	17.202	19.824	14.442		133.2
4	15:23:53.167	50.985	16.802	19.605	14.578		133.4
5	15:24:44.490	51.323	16.984	19.575	14.764		130.6
6	15:25:35.980	51.490	17.235	19.736	14.519		133.4
7	15:26:27.951	51.971	17.522	19.773	14.676		130.3
8	15:27:19.474	51.523	17.109	19.833	14.581		132.9
9	15:28:11.577	52.103	17.369	19.995	14.739		133.9
10	15:29:03.171	51.594	17.257	19.777	14.560		134.5
11	15:29:55.287	52.116	17.229	20.132	14.755		130.3
12	15:30:47.547	52.260	17.285	20.083	14.892		123.4

Lap	Time of Day	Lap Tm	S1	S2	S3	S2Spd	SFSpd
(88) Sean McTAGGART							
1	15:21:18.788			19.875	14.567		133.7
2	15:22:10.530	51.742	17.218	19.905	14.619		133.2
3	15:23:02.745	52.215	17.574	20.033	14.608		134.2
4	15:23:54.143	51.398	17.089	19.689	14.620		132.1
5	15:24:45.929	51.786	17.317	19.774	14.695		132.9
6	15:25:37.837	51.908	17.395	19.850	14.663		133.2
7	15:26:30.015	52.178	17.588	19.798	14.792		131.1
8	15:27:22.594	52.579	17.808	20.041	14.730		134.5
9	15:28:15.027	52.433	17.540	20.110	14.783		131.6
10	15:29:07.442	52.415	17.606	20.151	14.658		131.3
11	15:29:59.688	52.246	17.492	20.069	14.685		132.6
12	15:30:52.470	52.782	17.641	20.297	14.844		130.1

Lap	Time of Day	Lap Tm	S1	S2	S3	S2Spd	SFSpd
(12) Ben McLUSKEY							
1	15:21:20.434			20.470	14.926		130.8
2	15:22:13.189	52.755	17.725	20.185	14.845		131.6
3	15:23:05.688	52.499	17.624	20.091	14.784		131.1
4	15:23:58.102	52.414	17.554	20.093	14.767		130.6
5	15:24:50.587	52.485	17.624	20.235	14.626		131.1
6	15:25:43.222	52.635	17.642	20.226	14.767		129.3
7	15:26:35.862	52.640	17.781	20.146	14.713		131.6
8	15:27:28.318	52.456	17.596	20.146	14.714		131.6
9	15:28:20.747	52.429	17.591	20.113	14.725		129.8
10	15:29:12.955	52.208	17.612	20.000	14.596	125.9	130.6
11	15:30:05.309	52.354	17.629	20.010	14.715		129.6
12	15:30:58.266	52.957	17.804	20.265	14.888		129.1

Lap	Time of Day	Lap Tm	S1	S2	S3	S2Spd	SFSpd
(91) Tommy FENWICK							
1	15:21:21.684			20.350	15.206	130.8	128.1
2	15:22:14.721	53.037	17.890	20.126	15.021	128.8	128.1
3	15:23:07.850	53.129	17.754	20.197	15.178	129.1	128.6
4	15:24:01.053	53.203	17.688	20.259	15.256	130.8	122.5
5	15:24:53.970	52.917	17.449	20.519	14.949	130.3	129.8
6	15:25:46.047	52.077	17.412	19.903	14.762	132.1	128.8
7	15:26:38.572	52.525	17.762	19.891	14.872	129.8	130.1
8	15:27:31.194	52.622	17.447	20.204	14.971	129.6	128.8
9	15:28:23.504	52.310	17.658	19.839	14.813		129.1
10	15:29:16.684	53.180	17.465	20.368	15.347	116.3	126.6
11	15:30:08.572	51.888	17.382	19.786	14.720	130.3	128.3
12	15:31:00.845	52.273	17.529	19.926	14.818		130.1

Lap	Time of Day	Lap Tm	S1	S2	S3	S2Spd	SFSpd
(8) Steven McCREIGHT							
1	15:21:21.446			20.503	15.203	133.4	133.2
2	15:22:14.268	52.822	17.741	20.052	15.029	133.9	132.1
3	15:23:07.017	52.749	17.580	20.162	15.007	131.3	132.1
4	15:23:59.685	52.668	17.554	20.064	15.050	131.8	132.9
5	15:24:52.065	52.380	17.588	19.997	14.795	132.6	131.8
6	15:25:44.768	52.703	17.630	20.112	14.961	130.8	131.1
7	15:26:37.173	52.405	17.688	19.915	14.802	131.8	131.6
8	15:27:29.747	52.574	17.520	20.016	15.038	130.8	120.3
9	15:28:22.929	53.182	17.693	20.437	15.052	121.6	130.1
10	15:29:17.032	54.103	17.581	21.069	15.453	99.9	130.6
11	15:30:09.344	52.312	17.571	19.921	14.820	133.4	133.7
12	15:31:01.929	52.585	17.596	19.906	15.083	132.6	131.8

Lap	Time of Day	Lap Tm	S1	S2	S3	S2Spd	SFSpd
(41) Mark WOODS							
1	15:21:21.142			20.460	15.118		127.3
2	15:22:14.350	53.208	17.860	20.150	15.198	130.6	130.3

Lap	Time of Day	Lap Tm	S1	S2	S3	S2Spd	SFSpd
3	15:23:07.487	53.137	17.874	20.243	15.020	131.6	127.8
4	15:24:00.588	53.101	17.810	20.217	15.074		129.8
5	15:24:54.641	54.053	17.722	20.182	15.149		130.1
6	15:25:48.116	53.475	17.888	20.382	15.205	128.3	129.3
7	15:26:42.531	54.415	18.184	20.847	15.384	128.3	126.9
8	15:27:36.592	54.061	18.184	20.600	15.277		127.6
9	15:28:30.958	54.366	17.942	20.698	15.726		120.5
10	15:29:24.984	54.026	18.151	20.427	15.448		118.1
11	15:30:19.344	54.360	18.288	20.696	15.376		127.6
12	15:31:13.505	54.161	18.061	20.673	15.427		128.8

Lap	Time of Day	Lap Tm	S1	S2	S3	S2Spd	SFSpd
(71) Gavin JONES							
1	15:21:22.515			20.659	15.357		129.8
2	15:22:16.281	53.766	18.089	20.591	15.086		129.6
3	15:23:09.704	53.423	17.852	20.509	15.062		127.1
4	15:24:03.337	53.633	17.912	20.615	15.106		128.1
5	15:24:56.529	53.192	17.632	20.430	15.130		131.8
6	15:25:50.017	53.488	17.729	20.608	15.151		130.3
7	15:26:44.879	54.862	18.447	20.716	15.699		128.8
8	15:27:38.974	54.095	17.996	20.869	15.230		128.1
9	15:28:32.834	53.860	17.928	20.775	15.157		129.8
10	15:29:26.548	53.714	17.967	20.631	15.116		129.8
11	15:30:20.282	53.734	17.801	20.636	15.297		129.6
12	15:31:13.588	53.306	17.930	20.383	14.993		129.8

Lap	Time of Day	Lap Tm	S1	S2	S3	S2Spd	SFSpd
(9) Craig STEWART							
1	15:21:24.527			21.451	15.687		122.9
2	15:22:19.875	55.348	18.390	21.215	15.743		124.5
3	15:23:14.850	54.975	18.161	21.330	15.484		121.1
4	15:24:09.340	54.490	17.838	21.231	15.421		124.5
5	15:25:04.241	54.901	17.947	21.364	15.590		123.8
6	15:25:59.681	55.440	18.264	21.367	15.809		120.9
7	15:26:55.543	55.862	18.297	21.482	16.083		118.6
8	15:27:51.298	55.755	18.274	21.515	15.966		120.0
9	15:28:47.147	55.849	18.411	21.609	15.829		120.3
10	15:29:43.297	56.150	18.601	21.535	16.014		121.8
11	15:30:39.529	56.232	18.680	21.626	15.926		121.1
12	15:31:35.666	56.137	18.480	21.774	15.883		120.0

Lap	Time of Day	Lap Tm	S1	S2	S3	S2Spd	SFSpd
(67) William McNEILL							
1	15:21:24.522			21.161	16.311		128.1
2	15:22:18.906	54.384	18.057	21.079	15.248		129.6
3	15:23:13.157	54.251	17.898	21.145	15.208		129.1
4	15:24:07.039	53.882	17.892	20.963	15.027		130.1
5	15:25:01.361	54.322	18.232	20.754	15.336		129.8
6	15:26:28.952	1:27.591	40.284	27.133	20.174		44.9

Lap	Time of Day	Lap Tm	S1	S2	S3	S2Spd	SFSpd
(17) Robert CARSON							
1	15:21:23.549			21.217	15.528		128.1
2	15:22:18.107	54.558	18.208	21.050	15.300		127.1
3	15:23:12.677	54.570	18.262	21.091	15.217		127.6
4	15:24:06.775	54.098	18.006	20.899	15.193		126.6
5	15:25:01.285	54.510	18.134	20.760	15.616		127.1

Clerk of the Course

Orbits

Sig : Time :
Chief Timekeeper : Ian Sharp (SMART Timing)
Results available at www.smart-timing.co.uk and www.speedhive.com



KMSC National Motorcycle racing

Lapchart

KMSC Superbikes & KMSC Clubman

Knockhill 1.267 miles

Race 24 - 2nd Race

31/05/2026 14:45

Race (12 Laps) started at 15:20:24



Competitors	Laps												
	1	2	3	4	5	6	7	8	9	10	11	12	
Sean McTAGGART (88)	1	88	88	79	79	79	79	79	79	79	79	79	79
Bruce BIRNIE (79)	2	79	79	88	88	88	88	88	88	88	88	88	88
Ben McLUSKEY (12)	3	12	12	12	12	12	12	12	12	12	12	12	12
Mark WOODS (41)	4	41	8	8	8	8	8	8	8	8	91	91	91
Steven McCREIGHT (8)	5	8	41	41	41	91	91	91	91	91	8	8	8
Tommy FENWICK (91)	6	91	91	91	91	41	41	41	41	41	41	41	41
Gavin JONES (71)	7	71	71	71	71	71	71	71	71	71	71	71	71
Robert CARSON (17)	8	17	17	17	17	17	9	9	9	9	9	9	9
William McNEILL (67)	9	67	67	67	67	67	67	67	67	67	67	67	67
Craig STEWART (9)	10	9	9	9	9	9	9	9	9	9	9	9	9

Clerk of the Course

Orbits

Sig : **Time :**
Chief Timekeeper : Ian Sharp (SMART Timing)
Results available at www.smart-timing.co.uk and www.speedhive.com

